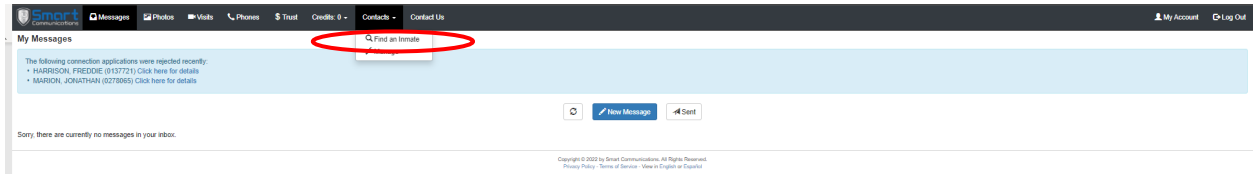


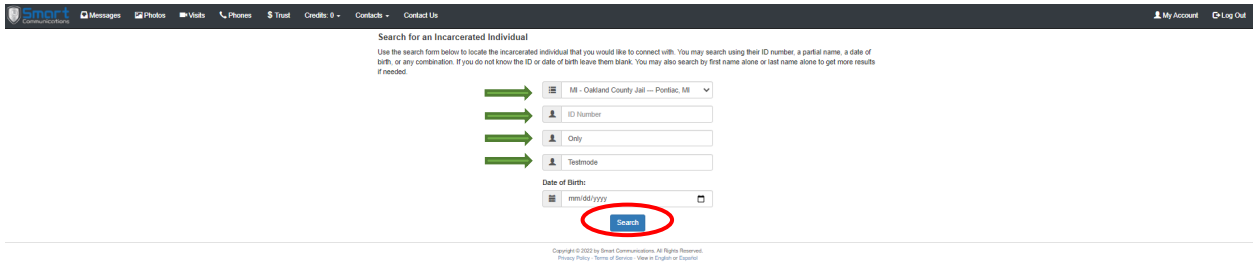
# Adding Inmate Contacts

## Adding Inmate Contacts:

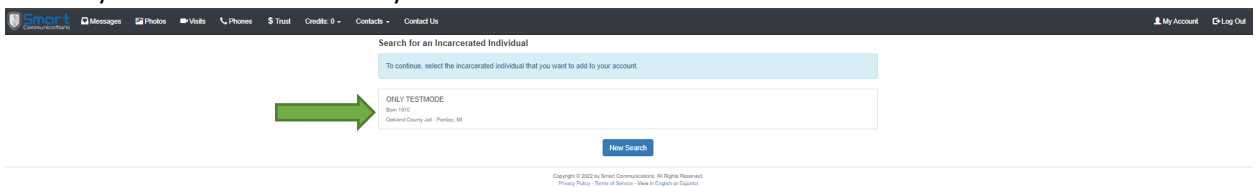
1. Go to <http://smartinmate.com>, log in with your specific credentials, then click the “CONTACTS” tab on the top of the page and select “FIND AN INMATE” from the drop down menu.



2. From the top drop down menu (labeled “Select Correctional Facility”), select “MI – Oakland County Jail – Pontiac, MI”. Type the inmate number (if known) first and last name in the appropriate fields, then click “SEARCH”.



3. A list of inmates that match the fields from the last step will populate. Click on the appropriate Inmate you would like to add to you contacts from the list.



- From the drop down menu in the middle of the page, select the appropriate connection mode (in this case Mental Health). In the below fields insert the required fields (Organization, Title, BAR or specific licensing number, and a direct phone number). Click “SUBMIT CONNECTION APPLICATION”. Please note, we are working with the vendor to eliminate this part since your credentials were loaded when you created your account, please be patient as we are working through this process.

Smart Communications

Messages Photos Visits Phones Trust Credits: 0 - Contacts Contact Us

My Account Log Out

**Inmate Details**

Name: ONLY TESTMODE

Inmate ID: 0279151

Location: Oakland County Jail

Year of Birth: 1970

If you know ONLY TESTMODE you may send an invitation to connect. ONLY will receive your connection request when they log in to the system and they must approve the request before you will be connected with them.

Mental Health

You have indicated that you are requesting a privileged connection with this inmate. Privileged accounts are used by professionals to privately communicate with their clients. All privileged connection requests are reviewed by facility staff and they will contact you to verify your information. The facility may request that you provide additional information or appear in person at the facility to verify your identity before granting a privileged connection. Please complete the information below to proceed, or select Friend or Family Member from the relationship select box if you would rather have a standard connection with this inmate.

Test Health

Doctor

123456

2465551212

Any other information to support your application?

Submit Connection Application

Return to Search

Copyright © 2022 by Smart Communications. All Rights Reserved. Privacy Policy Terms of Service View a Duplicate of Screen

- The photos of your appropriate ID's should auto populate. Click “SUBMIT MY APPLICATION”.

smartjailmail.com/locate-a-contact-uploaddocs.cfm?memID=2433942

Smart Communications

Messages Photos Visits Phones Trust Credits: 0 - Contacts Contact Us

My Account Log Out

**Inmate Details**

Name: ONLY TESTMODE

Inmate ID: 0279151

Location: Oakland County Jail

Year of Birth: 1970

**Facility Instructions:**  
Please provide the following:  
1) Government issued Identification  
2) Employer/Department issued ID card  
\*This section is for Easeterseals and all other medical professionals

If your device or computer has a camera attached you can use it to capture the required documents. If your device does not have an attached camera you will need to upload your files.

Use My Device's Camera Upload My Files

**Documents Provided:**

saved

saved

Enter Description (Optional)

Delete

Delete

Submit My Application

- Once completed, the application will be sent to the Administrators at the Oakland County Jail. Most applications are approved within 1 business day. An email will be sent notifying you of the acceptance or rejection of the application.