



*All ways,* MOVING FORWARD

OAKLAND COUNTY COURTHOUSE • PONTIAC, MICHIGAN

# APPORTIONMENT 2022 REPORT

PREPARED BY: Department of Management & Budget • Kyle I. Jen, Director



# **DAVID COULTER OAKLAND COUNTY EXECUTIVE**

## **2022 APPORTIONMENT REPORT OAKLAND COUNTY, MICHIGAN**

*Prepared By*  
**DEPARTMENT OF MANAGEMENT AND BUDGET  
KYLE I. JEN, Director**

**EQUALIZATION DIVISION  
MICHEAL R. LOHMEIER, Equalization Director**

*Under the direction of the Finance Committee of the Board of Commissioners*

**GWEN MARKHAM  
Chairperson**

**CHARLIE CAVELL  
Majority Vice Chairperson**

**EILEEN T. KOWALL  
Minority Vice Chairperson**

**YOLANDA S. CHARLES**

**CHRISTINE LONG**

**CHUCK MOSS**

**ANGELA POWELL**

**GARY R. MCGILLIVRAY**

## TABLE OF CONTENTS

### 2022 APPORTIONMENT REPORT OF LOCAL TAX RATES

LETTER OF TRANSMITTAL.....	i
OAKLAND COUNTY BOARD OF COMMISSIONERS.....	ii
RESOLUTION RECOMMENDING THE ADOPTION OF THE APPORTIONMENT REPORT OF LOCAL TAXES.....	iii
THE TOTAL ESTIMATED TAX LEVY FOR 2022 AD VALOREM PROPERTY TAXES .....	1
COMPARISON OF TAX RATES.....	2-5
TOTAL CERTIFIED TAX RATES BY TOWNSHIPS.....	6-10
TOTAL CERTIFIED TAX RATES BY CITIES.....	11-15
TOWNSHIP AND VILLAGE CERTIFIED TAX RATES.....	16-17
CITY CERTIFIED TAX RATES.....	18-19
DDA DISTRICTS CERTIFIED TAX RATES .....	20
OAKLAND COUNTY PUBLIC TRANSPORTATION AUTHORITY CERTIFIED TAX RATES .....	21
SCHOOL DISTRICT CERTIFIED TAX RATES.....	22-25
INTERMEDIATE SCHOOL DISTRICT CERTIFIED TAX RATES .....	26
COMMUNITY COLLEGE CERTIFIED TAX RATES.....	26
OAKLAND COUNTY GENERAL OPERATING CERTIFIED TAX RATE.....	26
OAKLAND COUNTY PARKS & RECREATION CERTIFIED TAX RATE.....	26
OAKLAND COUNTY ZOOLOGICAL AUTHORITY CERTIFIED TAX RATE.....	26
OAKLAND COUNTY ART INSTITUTE AUTHORITY CERTIFIED TAX RATE.....	26
HURON CLINTON METRO AUTHORITY CERTIFIED TAX RATE.....	26

October 12, 2022

TO THE OAKLAND COUNTY BOARD OF COMMISSIONERS - FINANCE COMMITTEE:

The attached Apportionment of Local Tax Rates was prepared by the Equalization Division of the Department of Management and Budget, under the supervision of the Department of Management and Budget and Oakland County Board of Commissioners Finance Committee.


The certificates, statements, papers and records submitted by the various townships, cities and villages were examined, and the enclosed rates represent a compilation of those documents. The certified rates, as adjusted by Headlee M.C.L. 211.34d, 211.34e and Truth in Assessing M.C.L. 211.34, are set for all townships, cities, and villages in Oakland County with the exception of the Schoolcraft Community College rate which, contrary to the recommendations of Oakland County Equalization and Oakland County Corporation Counsel, has not been adjusted by Headlee.

Of special interest on page 1 is the Summary of the Estimated Tax Levy by the various taxing authorities. These recaps depict the average tax rate and estimated total levy.

The attached Resolution, if passed by the Oakland County Board of Commissioners, will authorize the Equalization Officer to sign the several tax certificates on which the attached tabulation was based. The action thereby authorizes and directs the various assessing officers to spread the rates against the 2022 taxable valuation.

If you have any questions or need further information, please contact my office.

Respectfully submitted,



Micheal R. Lohmeier, Equalization Officer  
Equalization Division  
Department of Management and Budget

## OAKLAND COUNTY BOARD OF COMMISSIONERS

<b>District 1:</b>	<b>Michael J. Gingell</b>
<b>District 2:</b>	<b>Robert Hoffman</b>
<b>District 3:</b>	<b>Michael Spisz</b>
<b>District 4:</b>	<b>Karen Joliat</b>
<b>District 5:</b>	<b>Kristen Nelson</b>
<b>District 6:</b>	<b>Eileen T. Kowall*</b>
<b>District 7:</b>	<b>Christine Long*</b>
<b>District 8:</b>	<b>Philip J. Weipert</b>
<b>District 9:</b>	<b>Gwen Markham*</b>
<b>District 10:</b>	<b>Angela Powell*</b>
<b>District 11:</b>	<b>Tom Kuhn</b>
<b>District 12:</b>	<b>Chuck Moss*</b>
<b>District 13:</b>	<b>Marcia Gershenson</b>
<b>District 14:</b>	<b>William Miller</b>
<b>District 15:</b>	<b>Adam L. Kochenderfer</b>
<b>District 16:</b>	<b>Penny Luebs</b>
<b>District 17:</b>	<b>Yolanda S. Charles*</b>
<b>District 18:</b>	<b>Charlie Cavell*</b>
<b>District 19:</b>	<b>David T. Woodward</b>
<b>District 20:</b>	<b>Gary R. McGillivray*</b>
<b>District 21:</b>	<b>Janet Jackson</b>

**\*Finance Committee Members**

**MISCELLANEOUS RESOLUTION**

BY: Commissioner Gwen Markham, Chairperson, Finance Committee

**IN RE: DEPARTMENT OF MANAGEMENT AND BUDGET – CHANGES TO FY 2022 APPORTIONMENT OF LOCAL TAX RATES**

To the Oakland County Board of Commissioners

Chairperson, Ladies and Gentlemen:

WHEREAS under the supervision of the Finance Committee, the Oakland County Equalization Division has examined certificates, statements, papers and records submitted to it from the various townships, cities and villages having taxes to be spread upon the Tax Rolls, and has checked these documents with the pertinent laws, specifically Section 37 General Property Tax Laws, and has caused corrections to be made where necessary; and

WHEREAS the division has prepared tax certificates showing the certified rates as adjusted by M.C.L. 211.34, M.C.L. 211.34d, M.C.L. 211.24e and M.C.L. 211.34e of the General Property Tax Laws, authorized to be spread against state taxable valuations, which certificates are submitted herewith, and which are the basis for the tabulation above mentioned, and it is recommended that the Board of Commissioners authorize the Equalization Officer to sign these certificates; and

WHEREAS the electorate of the State of Michigan amended Article IX of the constitution; and

WHEREAS the legislature, as directed, implemented said legislation under Section 37 of the General Property Tax Act and the 1976 State School Code, as amended; and

WHEREAS the certified rates are subject to M.C.L. 211.36 which allows additional millage to be voted up to and including December 7, 2022 for schools and, if adopted, up to and including November 8, 2022 for taxing jurisdictions, as specified in said section; said additional millage(s) would require Board approval before they could be spread; and

WHEREAS the electorate of the State of Michigan voted to limit school operating levies on homestead and non-homestead property taxes in accordance with this report.

NOW THEREFORE BE IT RESOLVED that the Oakland County Board of Commissioners adopts the attached certificates with the recommendations herein contained as part of the permanent records of the Board.

BE IT FURTHER RESOLVED that the Equalization Officer be authorized and directed to sign the several tax certificates on which the attached tabulation was based, thereby authorizing and directing the various assessing officers to spread the rates against the taxable valuation set forth herein for 2022.

BE IT FURTHER RESOLVED that the Oakland County Board of Commissioners, in compliance with the General Property Tax Act and the 50 mill limitation, directs the Equalization Division to revise the apportionment report for 2022 as follows:

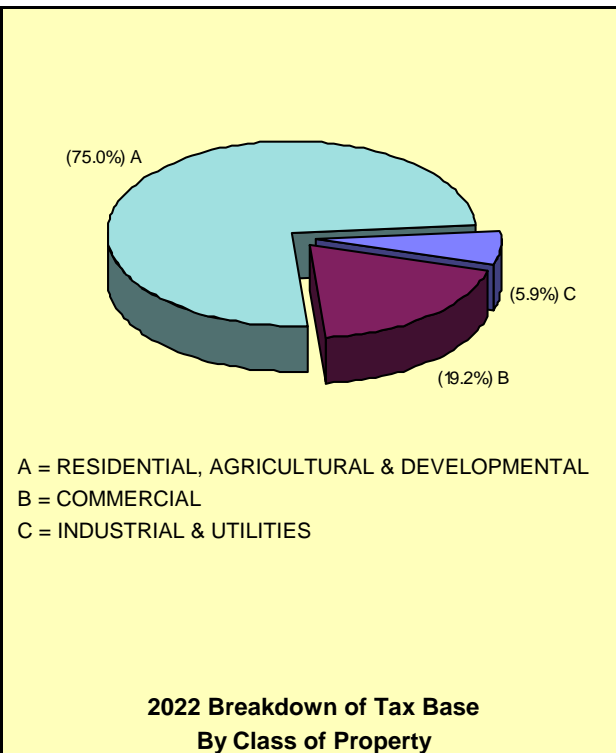
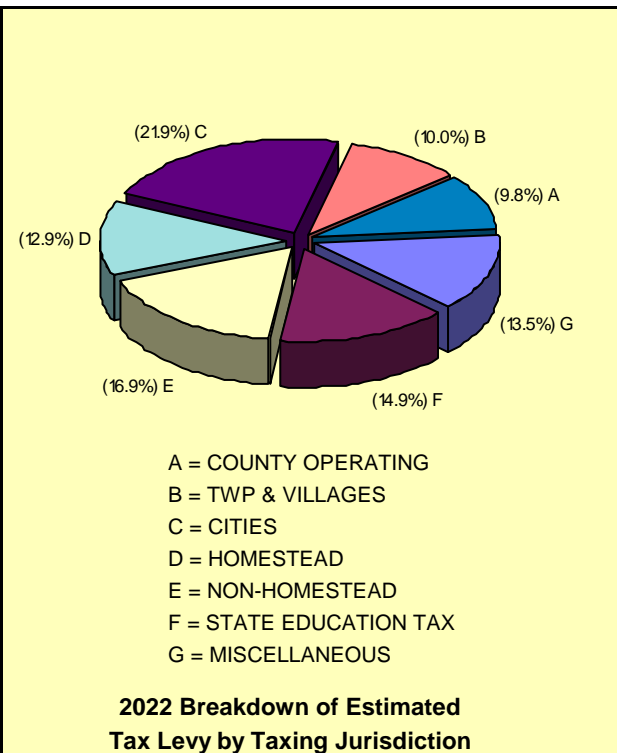
<u>Tax Authority</u>	<u>Previous Rate</u>	<u>Revised Rate</u>	<u>Reason for Change</u>
Oakland County Transit	0.0000	0.9500	New Millage
Addison Township	9.8354	9.6011	Reduce NOTA Rate
Lyon Township	6.7362	7.6364	New Millage
Orion Township	9.9824	9.7509	Reduce NOTA Rate
Oxford Township	11.7954	11.5640	Reduce NOTA Rate
Royal Oak Township	12.7100	13.0818	Revised Rates
Royal Oak City	16.6580	17.5580	New Millage
Farmington Schools	17.3848	18.0000	New Millage

Chairperson, on behalf of the Finance Committee, I move the adoption of the foregoing resolution.

\_\_\_\_\_  
Commissioner Gwen Markham, District #9  
Chairperson, Finance Committee

2022 APPORTIONMENT OF LOCAL TAXES  
 OAKLAND COUNTY, MICHIGAN  
 THE TOTAL TAX LEVY FOR 2022  
 AD VALOREM PROPERTY TAXES AND PERCENTAGE

COUNTY OPERATING	276,133,166	9.84%
TOWNSHIPS & VILLAGES	280,613,165	10.00%
CITIES	615,921,394	21.95%
LOCAL SCHOOL DISTRICTS		
*HOMESTEAD	362,875,273	12.93%
*NON-HOMESTEAD	473,145,773	16.86%
STATE EDUCATION TAX	417,476,943	14.88%
MISCELLANEOUS		
INTERMEDIATE SCHOOLS	220,274,751	7.85%
COMMUNITY COLLEGES	101,459,369	3.62%
PARKS & RECREATION	23,872,723	0.85%
ZOO AUTHORITY	6,575,262	0.23%
ART INSTITUTE AUTHORITY	13,533,211	0.48%
HURON CLINTON AUTHORITY	14,402,955	0.51%
<b>TOTAL ESTIMATED TAXES</b>	<b>2,806,283,985</b>	<b>100.00%</b>
$\frac{\text{TOTAL TAX}}{\text{TOTAL TAXABLE VALUE}} = \frac{2,806,283,985}{69,579,490,494} = \$40.33 \text{ PER THOUSAND TAXABLE VALUE}$		



\* ESTIMATED

## 2022 Oakland County Equalization Comparison of Tax Rates

Name	2021 Tax Rate	2022 Tax Rate	Rate Change	Reason for Change
<b>COUNTY OPERATING</b>				
COUNTY OPERATING	4.0132	3.9686	-1.11%	Headlee rollback
<b>TOWNSHIPS &amp; VILLAGES</b>				
ADDISON	8.3106	9.6011	15.53%	New millage
BLOOMFIELD	12.1734	12.0149	-1.30%	Headlee rollback and debt decrease
BRANDON	6.4603	6.4327	-0.43%	Unit decrease
COMMERCE	3.0412	3.0363	-0.16%	Headlee rollback
GROVELAND	4.4557	4.4557	0.00%	
HIGHLAND	7.8442	7.7830	-0.78%	Headlee rollback
HOLLY	2.3948	2.4408	1.92%	New millage
INDEPENDENCE	10.6018	8.6823	-18.11%	Expired millage
LYON	6.7371	7.6364	13.35%	New millage
MILFORD	7.9241	9.9081	25.04%	New millage
NOVI	2.9663	2.9464	-0.67%	Headlee rollback
OAKLAND	5.6350	5.6057	-0.52%	Headlee rollback
ORION	10.0815	9.7509	-3.28%	Headlee rollback and unit decrease
OXFORD	11.9466	11.5640	-3.20%	Headlee rollback and unit decrease
ROSE	2.9813	4.4590	49.57%	New millage
ROYAL OAK	13.0818	13.0818	0.00%	
SOUTHFIELD	0.6000	0.6000	0.00%	
SPRINGFIELD	7.3537	8.0811	9.89%	New millage
VILLAGE OF BEVERLY HILLS	13.9206	13.6735	-1.78%	Headlee rollback
VILLAGE OF BINGHAM FARMS	9.0000	9.0000	0.00%	
VILLAGE OF FRANKLIN	7.7231	8.1328	5.30%	New millage
VILLAGE OF HOLLY	11.9176	11.6506	-2.24%	Headlee rollback
VILLAGE OF LAKE ORION	12.6756	12.6756	0.00%	
VILLAGE OF LEONARD	7.0000	7.0000	0.00%	
VILLAGE OF MILFORD	7.7216	7.5969	-1.61%	Unit decrease
VILLAGE OF MILFORD DDA	1.6578	1.6418	-0.97%	Headlee rollback
VILLAGE OF ORTONVILLE	8.0000	8.0000	0.00%	
VILLAGE OF OXFORD	11.1200	11.1200	0.00%	
VILLAGE OF WOLVERINE LAKE	9.5730	9.5730	0.00%	
WATERFORD	10.2310	10.2615	0.30%	New millage
WEST BLOOMFIELD	11.7285	11.6475	-0.69%	Headlee rollback
WHITE LAKE	9.8310	10.2322	4.08%	New millage
<b>CITIES</b>				
AUBURN HILLS	13.0702	13.0702	0.00%	
BERKLEY	15.9886	15.7752	-1.33%	Headlee rollback
BERKLEY DDA	1.8225	1.8184	-0.22%	Headlee rollback
BIRMINGHAM	13.5896	13.3542	-1.73%	Headlee rollback
BLOOMFIELD HILLS	10.9600	10.9600	0.00%	
CLARKSTON VILLAGE	17.5522	15.4534	-11.96%	Headlee rollback and debt decrease
CLAWSON	22.8139	22.3778	-1.91%	Headlee rollback
CLAWSON DDA	1.9089	1.9027	-0.32%	Headlee rollback
FARMINGTON	19.8167	19.7084	-0.55%	Headlee rollback
FARMINGTON DDA	1.7818	1.7716	-0.57%	Headlee rollback
FARMINGTON HILLS	18.3628	18.0435	-1.74%	Headlee rollback
FENTON	9.8822	13.3426	35.02%	Debt increase
FERNDAL	26.1345	24.6953	-5.51%	Debt decrease



## 2022 Oakland County Equalization Comparison of Tax Rates

Name	2021 Tax Rate	2022 Tax Rate	Rate Change	Reason for Change
FERNDALE DDA	1.2860	1.2763	-0.75%	Headlee rollback
HAZEL PARK	35.6130	34.5157	-3.08%	Headlee rollback
HAZEL PARK DDA	1.9510	1.9459	-0.26%	Headlee rollback
HUNTINGTON WOODS	24.9327	24.2612	-2.69%	Headlee rollback
KEEGO HARBOR	15.1306	15.1394	0.06%	Unit increase
LAKE ANGELUS	11.2109	11.1547	-0.50%	Headlee rollback
LATHRUP VILLAGE	24.4906	24.1266	-1.49%	Headlee rollback
LATHRUP VILLAGE DDA	1.8823	1.8823	0.00%	
MADISON HEIGHTS	26.2646	26.0771	-0.71%	Headlee rollback
NORTHVILLE	16.6044	16.5235	-0.49%	Headlee rollback
NOVI	10.5376	10.5376	0.00%	
OAK PARK	33.8541	32.4383	-4.18%	Debt decrease
ORCHARD LAKE	8.3590	8.3540	-0.06%	Unit decrease
PLEASANT RIDGE	21.3110	21.9997	3.23%	New millage
PONTIAC	17.4139	17.9089	2.84%	Unit increase
ROCHESTER	12.8528	12.8514	-0.01%	Headlee rollback
ROCHESTER HILLS	10.5510	10.5510	0.00%	
ROYAL OAK	17.4679	17.5580	0.52%	New millage
ROYAL OAK DDA	1.6003	1.6003	0.00%	
SOUTH LYON	17.0223	16.8611	-0.95%	Headlee rollback
SOUTHFIELD	28.1272	27.3741	-2.68%	Headlee rollback
SOUTHFIELD DDA	1.7887	1.7887	0.00%	
SYLVAN LAKE	17.6629	17.1896	-2.68%	Unit decrease
TROY	10.0154	9.8966	-1.19%	Unit decrease
WALLED LAKE	19.6201	19.3412	-1.42%	Headlee rollback
WIXOM	13.0201	12.9487	-0.55%	Headlee rollback
WIXOM DDA	1.2966	1.2766	-1.54%	Headlee rollback
<b>SCHOOLS</b>				
ALMONT PRE	9.3904	9.3803	-0.11%	Headlee rollback
ALMONT-NON-PRE	27.3904	27.3803	-0.04%	Headlee rollback
AVONDALE PRE	8.1000	8.1000	0.00%	
AVONDALE-NON-PRE	26.1000	26.1000	0.00%	
BERKLEY PRE	6.0524	6.0098	-0.70%	Headlee rollback
BERKLEY-NON-PRE	24.0524	24.0098	-0.18%	Headlee rollback
BIRMINGHAM PRE	10.0788	8.8142	-12.55%	Hold harmless decrease
BIRMINGHAM-NON-PRE	21.8000	21.8000	0.00%	
BIRMINGHAM-TRANSFER PRE	11.6188	8.7392	-24.78%	Hold harmless decrease and debt decrease
BIRMINGHAM-TRANSFER-NON-PRE	23.3400	21.7250	-6.92%	Debt decrease
BLOOMFIELD HILLS PRE	9.5621	8.8916	-7.01%	Hold harmless decrease
BLOOMFIELD HILLS-NON-PRE	21.4536	21.4476	-0.03%	Headlee rollback
BLOOMFIELD HILLS TRANSFER PRE	10.9521	10.7016	-2.29%	Hold harmless decrease
BLOOMFIELD HILLS-TRANS-NON-PRE	22.8436	23.2576	1.81%	Debt increase
BRANDON PRE	12.1600	12.1600	0.00%	
BRANDON-NON-PRE	30.0306	30.0306	0.00%	
BRANDON-TRANSFER PRE	6.0800	6.2800	3.29%	Debt increase
BRANDON-TRANSFER-NON-PRE	23.9506	24.1506	0.84%	Debt increase
CLARENCEVILLE PRE	4.2940	4.2257	-1.59%	Headlee rollback
CLARENCEVILLE-NON-PRE	22.2940	22.2257	-0.31%	Headlee rollback
CLARKSTON PRE	7.0000	7.0000	0.00%	

## 2022 Oakland County Equalization Comparison of Tax Rates

Name	2021 Tax Rate	2022 Tax Rate	Rate Change	Reason for Change
CLARKSTON-NON-PRE	25.0000	25.0000	0.00%	
CLAWSON PRE	9.0200	9.0200	0.00%	
CLAWSON-NON-PRE	27.0200	27.0200	0.00%	
FARMINGTON PRE	9.4482	8.9067	-5.73%	Hold harmless decrease and headlee rollback
FARMINGTON-NON-PRE	21.2000	21.2000	0.00%	
FENTON PRE	5.9773	5.9707	-0.11%	Headlee rollback
FENTON-NON-PRE	23.9773	23.9707	-0.03%	Headlee rollback
FERNDALE PRE	8.1372	8.1018	-0.44%	Headlee rollback
FERNDALE-NON-PRE	26.1372	26.1018	-0.14%	Headlee rollback
GOODRICH PRE	7.7500	7.7500	0.00%	
GOODRICH-NON-PRE	25.7500	25.7500	0.00%	
GRAND BLANC PRE	7.2789	7.2676	-0.16%	Headlee rollback
GRAND BLANC-NON-PRE	25.2789	25.2676	-0.04%	Headlee rollback
HAZEL PARK PRE	17.7944	17.6957	-0.55%	Headlee rollback
HAZEL PARK-NON-PRE	35.7944	35.6957	-0.28%	Headlee rollback
HOLLY PRE	8.5000	8.5000	0.00%	
HOLLY-NON-PRE	26.5000	26.5000	0.00%	
HURON VALLEY PRE	7.8975	7.8904	-0.09%	Headlee rollback
HURON VALLEY-NON-PRE	25.2861	25.8904	2.39%	New millage
LAKE ORION PRE	9.3988	9.3772	-0.23%	Headlee rollback
LAKE ORION-NON-PRE	27.3988	27.3772	-0.08%	Headlee rollback
LAKE ORION-TRANSFER PRE	9.4922	8.1034	-14.63%	Debt decrease
LAKE ORION-TRANSFER-NON-PRE	27.4922	26.1034	-5.05%	Debt decrease
LAMPHERE PRE	17.4853	16.5882	-5.13%	Hold harmless decrease and headlee rollback
LAMPHERE-NON-PRE	20.9853	20.9297	-0.26%	Headlee rollback
MADISON PRE	3.8600	3.8600	0.00%	
MADISON-NON-PRE	20.9819	21.1279	0.70%	New millage
NORTHVILLE PRE	4.5816	4.3396	-5.28%	Headlee rollback and debt decrease
NORTHVILLE-NON-PRE	22.5816	22.3396	-1.07%	Headlee rollback and debt decrease
NORTHVILLE-TRANSFER PRE	4.5816	4.3396	-5.28%	Headlee rollback and debt decrease
NORTHVILLE-TRANSFER-NON-PRE	22.5816	22.3396	-1.07%	Headlee rollback and debt decrease
NOVI PRE	9.1832	9.0442	-1.51%	Hold harmless decrease
NOVI-NON-PRE	25.1550	25.1550	0.00%	
NOVI-TRANSFER PRE	9.1832	9.0442	-1.51%	Hold harmless decrease
NOVI-TRANSFER-NON-PRE	25.1550	25.1550	0.00%	
OAK PARK PRE	8.9503	8.8279	-1.37%	Headlee rollback
OAK PARK-NON-PRE	26.9503	26.8279	-0.45%	Headlee rollback
OXFORD PRE	8.6268	8.6185	-0.10%	Headlee rollback
OXFORD-NON-PRE	26.1769	26.0509	-0.48%	Headlee rollback
PONTIAC PRE	2.7992	2.7980	-0.04%	Headlee rollback
PONTIAC-NON-PRE	20.7992	20.7980	-0.01%	Headlee rollback
ROCHESTER PRE	3.1132	3.2230	3.53%	Debt increase
ROCHESTER-NON-PRE	21.1132	21.2230	0.52%	Debt increase
ROMEO PRE	5.2167	5.0627	-2.95%	Headlee rollback and debt decrease
ROMEO-NON-PRE	23.2167	23.0627	-0.66%	Headlee rollback and debt decrease
ROYAL OAK PRE	5.3966	3.9331	-27.12%	Hold harmless decrease
ROYAL OAK-NON-PRE	21.5361	21.3240	-0.98%	Headlee rollback and debt decrease
SOUTH LYON PRE	7.0000	7.0000	0.00%	
SOUTH LYON-NON-PRE	25.0000	25.0000	0.00%	

## 2022 Oakland County Equalization Comparison of Tax Rates

Name	2021 Tax Rate	2022 Tax Rate	Rate Change	Reason for Change
SOUTHFIELD PRE	13.9492	13.6723	-1.99%	Hold harmless decrease and headlee rollback
SOUTHFIELD-NON-PRE	21.0000	20.9911	-0.04%	Headlee rollback
SOUTHFIELD TRANSFER PRE	13.0453	13.7473	5.38%	Debt increase
SOUTHFIELD-TRANSFER-NON-PRE	19.4600	21.0661	8.25%	Debt increase
TROY PRE	8.4658	8.1344	-3.91%	Hold harmless decrease and headlee rollback
TROY-NON-PRE	23.0780	23.0651	-0.06%	Headlee rollback
WALLED LAKE PRE	6.0742	4.5969	-24.32%	Hold harmless decrease and headlee rollback
WALLED LAKE-NON-PRE	21.5648	21.3430	-1.03%	Headlee rollback
WALLED LAKE TRANSFER PRE	4.1476	2.9101	-29.84%	Hold harmless decrease and headlee rollback
WALLED LAKE TRANSFER-NON-PRE	19.6382	19.6562	0.09%	Debt increase
WARREN PRE	9.8452	7.4624	-24.20%	Hold harmless decrease and headlee rollback
WARREN-NON-PRE	22.6096	22.3920	-0.96%	Headlee rollback
WATERFORD PRE	6.7500	6.7500	0.00%	
WATERFORD-NON-PRE	24.4818	24.3523	-0.53%	Headlee rollback
WEST BLOOMFIELD PRE	10.5826	8.2701	-21.85%	Hold harmless decrease and debt decrease
WEST BLOOMFIELD-NON-PRE	25.8247	25.3143	-1.98%	Debt decrease
<b>STATE EDUCATION TAX</b>				
STATE EDUCATION TAX	6.0000	6.0000	0.00%	
<b>OTHER TAX</b>				
GENESSEE INTERMEDIATE SCHOOLS	3.7207	3.6950	-0.69%	Headlee rollback
LAPEER INTERMEDIATE SCHOOLS	2.8320	2.8010	-1.09%	Headlee rollback
MACOMB INTERMEDIATE SCHOOLS	4.6845	4.6300	-1.16%	Headlee rollback
OAKLAND INTERMEDIATE SCHOOLS	3.2012	3.1658	-1.11%	Headlee rollback
WAYNE INTERMEDIATE SCHOOLS	5.4520	5.4275	-0.45%	Headlee rollback
MOTT COMMUNITY COLLEGE	2.7472	2.6638	-3.04%	Headlee rollback
OAKLAND COMMUNITY COLLEGE	1.5057	1.4891	-1.10%	Headlee rollback
SCHOOLCRAFT COLLEGE	2.2700	2.2700	0.00%	
PARKS & RECREATION	0.3470	0.3431	-1.12%	Headlee rollback
HURON CLINTON AUTHORITY	0.2089	0.2070	-0.91%	Headlee rollback
OAKLAND TRANSIT	0.0000	0.9500	100.00%	New millage
OCPTA	0.9765	0.0000	-100.00%	Expired millage
ZOOLOGICAL AUTHORITY	0.0956	0.0945	-1.15%	Headlee rollback
ART INSTITUTE AUTHORITY	0.1897	0.1945	2.53%	New millage

## TOTAL CERTIFIED TAX RATES BY TOWNSHIP

### 2022 APPORTIONMENT OF LOCAL TAX RATES IN OAKLAND COUNTY PER \$1000 OF TAXABLE VALUE

TOWNSHIP/SCHOOL DISTRICT	PRE SCHOOL	NON-PRE SCHOOL	INTERMED SCHOOL DISTRICT	COMM-UNITY COLLEGE	CITY VILLAGE TOWNSHIP	OCPTA	* COMBINED	PRE TOTAL	NON-PRE TOTAL
<b><u>TOWNSHIP OF ADDISON</u></b>									
00153 - TR-LK ORION/OXFORD / OIS / OCC	14.1034	32.1034	3.1658	1.4891	9.6011	0.0000	5.7577	34.1171	52.1171
00702 - TR-ROMEO/OXFORD / MIS / OCC	11.0627	29.0627	4.6300	1.4891	9.6011	0.0000	5.7577	32.5406	50.5406
44020 - ALMONT COMMUNITY SCHOOLS / LIS /	15.3803	33.3803	2.8010		9.6011	0.0000	5.7577	33.5401	51.5401
50190 - ROMEO COMMUNITY SCHOOLS / MIS /	11.0627	29.0627	4.6300		9.6011	0.0000	5.7577	31.0515	49.0515
63110 - OXFORD AREA COMM SCH DIST / OIS / OCC	14.6185	32.0509	3.1658	1.4891	9.6011	0.0000	5.7577	34.6322	52.0646
63230 - LAKE ORION COMMUNITY SCHOOLS / OIS / OCC	15.3772	33.3772	3.1658	1.4891	9.6011	0.0000	5.7577	35.3909	53.3909
<b><u>VILLAGE OF LEONARD</u></b>									
63110 - OXFORD AREA COMM SCH DIST / OIS / OCC	14.6185	32.0509	3.1658	1.4891	16.6011	0.0000	5.7577	41.6322	59.0646
<b><u>CHARTER TOWNSHIP OF BLOOMFIELD</u></b>									
63010 - BIRMINGHAM CITY SCHOOL DIST / OIS / OCC	14.8142	27.8000	3.1658	1.4891	12.0149	0.0000	5.7577	37.2417	50.2275
63030 - PONTIAC CITY SCHOOL DISTRICT / OIS / OCC	8.7980	26.7980	3.1658	1.4891	12.0149	0.0000	5.7577	31.2255	49.2255
63070 - AVONDALE SCHOOL DISTRICT / OIS / OCC	14.1000	32.1000	3.1658	1.4891	12.0149	0.0000	5.7577	36.5275	54.5275
63080 - BLOOMFIELD HILLS SCHOOL DIST / OIS / OCC	14.8916	27.4476	3.1658	1.4891	12.0149	0.0000	5.7577	37.3191	49.8751
<b><u>CHARTER TOWNSHIP OF BRANDON</u></b>									
63110 - OXFORD AREA COMM SCH DIST / OIS / OCC	14.6185	32.0509	3.1658	1.4891	6.4327	0.0000	5.7577	31.4638	48.8962
63180 - BRANDON SCHOOL DISTRICT / OIS / OCC	18.1600	36.0306	3.1658	1.4891	6.4327	0.0000	5.7577	35.0053	52.8759
<b><u>VILLAGE OF ORTONVILLE</u></b>									
63180 - BRANDON SCHOOL DISTRICT / OIS / OCC	18.1600	36.0306	3.1658	1.4891	14.4327	0.0000	5.7577	43.0053	60.8759
<b><u>CHARTER TOWNSHIP OF COMMERCE</u></b>									
63220 - HURON VALLEY SCHOOLS / OIS / OCC	13.8904	31.8904	3.1658	1.4891	3.0363	0.0000	5.7577	27.3393	45.3393
63290 - WALLED LAKE CONS SCH DIST / OIS / OCC	10.5969	27.3430	3.1658	1.4891	3.0363	0.0000	5.7577	24.0458	40.7919
<b><u>VILLAGE OF WOLVERINE LAKE</u></b>									
63290 - WALLED LAKE CONS SCH DIST / OIS / OCC	10.5969	27.3430	3.1658	1.4891	12.6093	0.0000	5.7577	33.6188	50.3649

## TOTAL CERTIFIED TAX RATES BY TOWNSHIP

### 2022 APPORTIONMENT OF LOCAL TAX RATES IN OAKLAND COUNTY PER \$1000 OF TAXABLE VALUE

TOWNSHIP/SCHOOL DISTRICT	PRE SCHOOL	NON-PRE SCHOOL	INTERMED SCHOOL DISTRICT	COMM-UNITY COLLEGE	CITY VILLAGE TOWNSHIP	OCPTA	* COMBINED	PRE TOTAL	NON-PRE TOTAL
<b><u>TOWNSHIP OF GROVELAND</u></b>									
00058 - TR-BRANDON/GOODRICH / OIS / MCC	12.2800	30.1506	3.1658	2.6638	4.4557	0.0000	5.7577	28.3230	46.1936
25050 - GOODRICH AREA SCHOOL DIST. / GIS / MCC	13.7500	31.7500	3.6950	2.6638	4.4557	0.0000	5.7577	30.3222	48.3222
63180 - BRANDON SCHOOL DISTRICT / OIS / OCC	18.1600	36.0306	3.1658	1.4891	4.4557	0.0000	5.7577	33.0283	50.8989
63210 - HOLLY AREA SCHOOL DISTRICT / OIS / OCC	14.5000	32.5000	3.1658	1.4891	4.4557	0.0000	5.7577	29.3683	47.3683
<b><u>CHARTER TOWNSHIP OF HIGHLAND</u></b>									
63220 - HURON VALLEY SCHOOLS / OIS / OCC	13.8904	31.8904	3.1658	1.4891	7.7830	0.0000	5.7577	32.0860	50.0860
<b><u>TOWNSHIP OF HOLLY</u></b>									
25030 - GRAND BLANC COMM SCHOOLS / GIS / MCC	13.2676	31.2676	3.6950	2.6638	2.4408	0.0000	5.7577	27.8249	45.8249
63210 - HOLLY AREA SCHOOL DISTRICT / OIS / OCC	14.5000	32.5000	3.1658	1.4891	2.4408	0.0000	5.7577	27.3534	45.3534
<b><u>VILLAGE OF HOLLY</u></b>									
63210 - HOLLY AREA SCHOOL DISTRICT / OIS / OCC	14.5000	32.5000	3.1658	1.4891	14.0914	0.0000	5.7577	39.0040	57.0040
<b><u>CHARTER TOWNSHIP OF INDEPENDENCE</u></b>									
63190 - CLARKSTON COMM SCH DIST / OIS / OCC	13.0000	31.0000	3.1658	1.4891	8.6823	0.0000	5.7577	32.0949	50.0949
63230 - LAKE ORION COMMUNITY SCHOOLS / OIS / OCC	15.3772	33.3772	3.1658	1.4891	8.6823	0.0000	5.7577	34.4721	52.4721
63300 - WATERFORD SCHOOL DISTRICT / OIS / OCC	12.7500	30.3523	3.1658	1.4891	8.6823	0.0000	5.7577	31.8449	49.4472
<b><u>CHARTER TOWNSHIP OF LYON</u></b>									
63240 - SOUTH LYON COMMUNITY SCHOOLS W/OCC / OIS / OCC	13.0000	31.0000	3.1658	1.4891	7.6364	0.0000	5.7577	31.0490	49.0490
82390 - NORTHVILLE PUBLIC SCHOOLS / WIS / SCC	10.3396	28.3396	5.4275	2.2700	7.6364	0.0000	5.7577	31.4312	49.4312
<b><u>CHARTER TOWNSHIP OF MILFORD</u></b>									
63220 - HURON VALLEY SCHOOLS / OIS / OCC	13.8904	31.8904	3.1658	1.4891	9.9081	0.0000	5.7577	34.2111	52.2111
63240 - SOUTH LYON COMMUNITY SCHOOLS W/OCC / OIS / OCC	13.0000	31.0000	3.1658	1.4891	9.9081	0.0000	5.7577	33.3207	51.3207
<b><u>VILLAGE OF MILFORD</u></b>									
63220 - HURON VALLEY SCHOOLS / OIS / OCC	13.8904	31.8904	3.1658	1.4891	17.5050	0.0000	5.7577	41.8080	59.8080

## TOTAL CERTIFIED TAX RATES BY TOWNSHIP

### 2022 APPORTIONMENT OF LOCAL TAX RATES IN OAKLAND COUNTY PER \$1000 OF TAXABLE VALUE

TOWNSHIP/SCHOOL DISTRICT	PRE SCHOOL	NON-PRE SCHOOL	INTERMED SCHOOL DISTRICT	COMM-UNITY COLLEGE	CITY VILLAGE TOWNSHIP	OCPTA	* COMBINED	PRE TOTAL	NON-PRE TOTAL
<b><u>TOWNSHIP OF NOVI</u></b>									
82390 - NORTHVILLE PUBLIC SCHOOLS / WIS / SCC	10.3396	28.3396	5.4275	2.2700	2.9464	0.0000	5.7577	26.7412	44.7412
<b><u>CHARTER TOWNSHIP OF OAKLAND</u></b>									
50190 - ROMEO COMMUNITY SCHOOLS / MIS /	11.0627	29.0627	4.6300		5.6057	0.0000	5.7577	27.0561	45.0561
63230 - LAKE ORION COMMUNITY SCHOOLS / OIS / OCC	15.3772	33.3772	3.1658	1.4891	5.6057	0.0000	5.7577	31.3955	49.3955
63260 - ROCHESTER COMMUNITY SCH DIST / OIS / OCC	9.2230	27.2230	3.1658	1.4891	5.6057	0.0000	5.7577	25.2413	43.2413
<b><u>CHARTER TOWNSHIP OF ORION</u></b>									
63030 - PONTIAC CITY SCHOOL DISTRICT / OIS / OCC	8.7980	26.7980	3.1658	1.4891	9.7509	0.0000	5.7577	28.9615	46.9615
63190 - CLARKSTON COMM SCH DIST / OIS / OCC	13.0000	31.0000	3.1658	1.4891	9.7509	0.0000	5.7577	33.1635	51.1635
63230 - LAKE ORION COMMUNITY SCHOOLS / OIS / OCC	15.3772	33.3772	3.1658	1.4891	9.7509	0.0000	5.7577	35.5407	53.5407
63260 - ROCHESTER COMMUNITY SCH DIST / OIS / OCC	9.2230	27.2230	3.1658	1.4891	9.7509	0.0000	5.7577	29.3865	47.3865
<b><u>VILLAGE OF LAKE ORION</u></b>									
63230 - LAKE ORION COMMUNITY SCHOOLS / OIS / OCC	15.3772	33.3772	3.1658	1.4891	18.9862	0.0000	5.7577	44.7760	62.7760
<b><u>CHARTER TOWNSHIP OF OXFORD</u></b>									
63110 - OXFORD AREA COMM SCH DIST / OIS / OCC	14.6185	32.0509	3.1658	1.4891	11.5640	0.0000	5.7577	36.5951	54.0275
63230 - LAKE ORION COMMUNITY SCHOOLS / OIS / OCC	15.3772	33.3772	3.1658	1.4891	11.5640	0.0000	5.7577	37.3538	55.3538
<b><u>VILLAGE OF OXFORD</u></b>									
63110 - OXFORD AREA COMM SCH DIST / OIS / OCC	14.6185	32.0509	3.1658	1.4891	18.8749	0.0000	5.7577	43.9060	61.3384
<b><u>TOWNSHIP OF ROSE</u></b>									
25100 - FENTON AREA PUBLIC SCHOOLS / GIS / MCC	11.9707	29.9707	3.6950	2.6638	4.4590	0.0000	5.7577	28.5462	46.5462
63210 - HOLLY AREA SCHOOL DISTRICT / OIS / OCC	14.5000	32.5000	3.1658	1.4891	4.4590	0.0000	5.7577	29.3716	47.3716
<b><u>VILLAGE OF HOLLY</u></b>									
63210 - HOLLY AREA SCHOOL DISTRICT / OIS / OCC	14.5000	32.5000	3.1658	1.4891	16.1096	0.0000	5.7577	41.0222	59.0222

## TOTAL CERTIFIED TAX RATES BY TOWNSHIP

### 2022 APPORTIONMENT OF LOCAL TAX RATES IN OAKLAND COUNTY PER \$1000 OF TAXABLE VALUE

TOWNSHIP/SCHOOL DISTRICT	PRE SCHOOL	NON-PRE SCHOOL	INTERMED SCHOOL DISTRICT	COMM-UNITY COLLEGE	CITY VILLAGE TOWNSHIP	OCPTA	* COMBINED	PRE TOTAL	NON-PRE TOTAL
<b><u>CHARTER TOWNSHIP OF ROYAL OAK</u></b>									
63020 - FERNDALE CITY SCHOOL DIST / OIS / OCC	14.1018	32.1018	3.1658	1.4891	13.0818	0.0000	5.7577	37.5962	55.5962
63250 - OAK PARK CITY SCHOOL DIST / OIS / OCC	14.8279	32.8279	3.1658	1.4891	13.0818	0.0000	5.7577	38.3223	56.3223
<b><u>TOWNSHIP OF SOUTHFIELD</u></b>									
63010 - BIRMINGHAM CITY SCHOOL DIST / OIS / OCC	14.8142	27.8000	3.1658	1.4891	0.6000	0.0000	5.7577	25.8268	38.8126
63060 - SOUTHFIELD PUBLIC SCH DIST / OIS / OCC	19.6723	26.9911	3.1658	1.4891	0.6000	0.0000	5.7577	30.6849	38.0037
<b><u>VILLAGE OF BINGHAM FARMS</u></b>									
63010 - BIRMINGHAM CITY SCHOOL DIST / OIS / OCC	14.8142	27.8000	3.1658	1.4891	9.6000	0.0000	5.7577	34.8268	47.8126
63060 - SOUTHFIELD PUBLIC SCH DIST / OIS / OCC	19.6723	26.9911	3.1658	1.4891	9.6000	0.0000	5.7577	39.6849	47.0037
<b><u>VILLAGE OF FRANKLIN</u></b>									
63010 - BIRMINGHAM CITY SCHOOL DIST / OIS / OCC	14.8142	27.8000	3.1658	1.4891	8.7328	0.0000	5.7577	33.9596	46.9454
<b><u>VILLAGE OF BEVERLY HILLS</u></b>									
63010 - BIRMINGHAM CITY SCHOOL DIST / OIS / OCC	14.8142	27.8000	3.1658	1.4891	14.2735	0.0000	5.7577	39.5003	52.4861
<b><u>CHARTER TOWNSHIP OF SPRINGFIELD</u></b>									
63180 - BRANDON SCHOOL DISTRICT / OIS / OCC	18.1600	36.0306	3.1658	1.4891	8.0811	0.0000	5.7577	36.6537	54.5243
63190 - CLARKSTON COMM SCH DIST / OIS / OCC	13.0000	31.0000	3.1658	1.4891	8.0811	0.0000	5.7577	31.4937	49.4937
63210 - HOLLY AREA SCHOOL DISTRICT / OIS / OCC	14.5000	32.5000	3.1658	1.4891	8.0811	0.0000	5.7577	32.9937	50.9937
<b><u>CHARTER TOWNSHIP OF WATERFORD</u></b>									
63030 - PONTIAC CITY SCHOOL DISTRICT / OIS / OCC	8.7980	26.7980	3.1658	1.4891	10.2615	0.0000	5.7577	29.4721	47.4721
63190 - CLARKSTON COMM SCH DIST / OIS / OCC	13.0000	31.0000	3.1658	1.4891	10.2615	0.0000	5.7577	33.6741	51.6741
63300 - WATERFORD SCHOOL DISTRICT / OIS / OCC	12.7500	30.3523	3.1658	1.4891	10.2615	0.0000	5.7577	33.4241	51.0264

## TOTAL CERTIFIED TAX RATES BY TOWNSHIP

### 2022 APPORTIONMENT OF LOCAL TAX RATES IN OAKLAND COUNTY PER \$1000 OF TAXABLE VALUE

TOWNSHIP/SCHOOL DISTRICT	PRE SCHOOL	NON-PRE SCHOOL	INTERMED SCHOOL DISTRICT	COMM-UNITY COLLEGE	CITY VILLAGE TOWNSHIP	OCPTA	* COMBINED	PRE TOTAL	NON-PRE TOTAL
--------------------------	------------	----------------	--------------------------	--------------------	-----------------------	-------	------------	-----------	---------------

#### CHARTER TOWNSHIP OF WEST BLOOMFIELD

00041 - TR-BLMFLD/W BLMFLD / OIS / OCC	16.7016	29.2576	3.1658	1.4891	11.6475	0.0000	5.7577	38.7617	51.3177
63010 - BIRMINGHAM CITY SCHOOL DIST / OIS / OCC	14.8142	27.8000	3.1658	1.4891	11.6475	0.0000	5.7577	36.8743	49.8601
63030 - PONTIAC CITY SCHOOL DISTRICT / OIS / OCC	8.7980	26.7980	3.1658	1.4891	11.6475	0.0000	5.7577	30.8581	48.8581
63080 - BLOOMFIELD HILLS SCHOOL DIST / OIS / OCC	14.8916	27.4476	3.1658	1.4891	11.6475	0.0000	5.7577	36.9517	49.5077
63160 - WEST BLOOMFIELD SCHOOL DIST. / OIS / OCC	14.2701	31.3143	3.1658	1.4891	11.6475	0.0000	5.7577	36.3302	53.3744
63200 - FARMINGTON PUBLIC SCH DIST / OIS / OCC	14.9067	27.2000	3.1658	1.4891	11.6475	0.0000	5.7577	36.9668	49.2601
63290 - WALLED LAKE CONS SCH DIST / OIS / OCC	10.5969	27.3430	3.1658	1.4891	11.6475	0.0000	5.7577	32.6570	49.4031
63300 - WATERFORD SCHOOL DISTRICT / OIS / OCC	12.7500	30.3523	3.1658	1.4891	11.6475	0.0000	5.7577	34.8101	52.4124

#### CHARTER TOWNSHIP OF WHITE LAKE

00271 - TR-WALLED LK/HURON VALLEY / OIS / OCC	8.9101	25.6562	3.1658	1.4891	10.2322	0.0000	5.7577	29.5549	46.3010
63190 - CLARKSTON COMM SCH DIST / OIS / OCC	13.0000	31.0000	3.1658	1.4891	10.2322	0.0000	5.7577	33.6448	51.6448
63210 - HOLLY AREA SCHOOL DISTRICT / OIS / OCC	14.5000	32.5000	3.1658	1.4891	10.2322	0.0000	5.7577	35.1448	53.1448
63220 - HURON VALLEY SCHOOLS / OIS / OCC	13.8904	31.8904	3.1658	1.4891	10.2322	0.0000	5.7577	34.5352	52.5352
63290 - WALLED LAKE CONS SCH DIST / OIS / OCC	10.5969	27.3430	3.1658	1.4891	10.2322	0.0000	5.7577	31.2417	47.9878
63300 - WATERFORD SCHOOL DISTRICT / OIS / OCC	12.7500	30.3523	3.1658	1.4891	10.2322	0.0000	5.7577	33.3948	50.9971

\* COMBINED-CONSISTS OF:

COUNTY OPERATING	3.9686
PARKS AND RECREATION	0.3431
TRANSPORTATION	0.9500
ZOO AUTHORITY	0.0945
ART INSTITUTE AUTHORITY	0.1945
HURON CLINTON AUTHORITY	0.2070
<b>TOTAL</b>	<b>5.7577</b>



## TOTAL CERTIFIED TAX RATES BY CITY

### 2022 APPORTIONMENT OF LOCAL TAX RATES IN OAKLAND COUNTY PER \$1000 OF TAXABLE VALUE

CITY/SCHOOL DISTRICT	PRE SCHOOL	NON-PRE SCHOOL	INTERMED SCHOOL DISTRICT	COMM-UNITY COLLEGE	CITY VILLAGE TOWNSHIP	OCPTA	* COMBINED	PRE TOTAL	NON-PRE TOTAL
<b><u>CITY OF AUBURN HILLS</u></b>									
63030 - PONTIAC CITY SCHOOL DISTRICT / OIS / OCC	8.7980	26.7980	3.1658	1.4891	13.0702	0.0000	5.7577	32.2808	50.2808
63070 - AVONDALE SCHOOL DISTRICT / OIS / OCC	14.1000	32.1000	3.1658	1.4891	13.0702	0.0000	5.7577	37.5828	55.5828
63230 - LAKE ORION COMMUNITY SCHOOLS / OIS / OCC	15.3772	33.3772	3.1658	1.4891	13.0702	0.0000	5.7577	38.8600	56.8600
63260 - ROCHESTER COMMUNITY SCH DIST / OIS / OCC	9.2230	27.2230	3.1658	1.4891	13.0702	0.0000	5.7577	32.7058	50.7058
<b><u>CITY OF BERKLEY</u></b>									
63040 - SCH DIST CITY OF ROYAL OAK / OIS / OCC	9.9331	27.3240	3.1658	1.4891	15.7752	0.0000	5.7577	36.1209	53.5118
63050 - BERKLEY CITY SCHOOL DISTRICT / OIS / OCC	12.0098	30.0098	3.1658	1.4891	15.7752	0.0000	5.7577	38.1976	56.1976
<b><u>CITY OF BIRMINGHAM</u></b>									
63010 - BIRMINGHAM CITY SCHOOL DIST / OIS / OCC	14.8142	27.8000	3.1658	1.4891	13.3542	0.0000	5.7577	38.5810	51.5668
<b><u>CITY OF BLOOMFIELD HILLS</u></b>									
63010 - BIRMINGHAM CITY SCHOOL DIST / OIS / OCC	14.8142	27.8000	3.1658	1.4891	10.9600	0.0000	5.7577	36.1868	49.1726
63080 - BLOOMFIELD HILLS SCHOOL DIST / OIS / OCC	14.8916	27.4476	3.1658	1.4891	10.9600	0.0000	5.7577	36.2642	48.8202
<b><u>CITY OF CLARKSTON VILLAGE</u></b>									
63190 - CLARKSTON COMM SCH DIST / OIS / OCC	13.0000	31.0000	3.1658	1.4891	15.4534	0.0000	5.7577	38.8660	56.8660
<b><u>CITY OF CLAWSON</u></b>									
63270 - CLAWSON CITY SCHOOL DISTRICT / OIS / OCC	15.0200	33.0200	3.1658	1.4891	22.3778	0.0000	5.7577	47.8104	65.8104
<b><u>CITY OF FARMINGTON</u></b>									
63200 - FARMINGTON PUBLIC SCH DIST / OIS / OCC	14.9067	27.2000	3.1658	1.4891	19.7084	0.0000	5.7577	45.0277	57.3210
<b><u>CITY OF FARMINGTON HILLS</u></b>									
63090 - CLARENCEVILLE SCHOOL DIST / OIS / SCC	10.2257	28.2257	3.1658	2.2700	18.0435	0.0000	5.7577	39.4627	57.4627
63200 - FARMINGTON PUBLIC SCH DIST / OIS / OCC	14.9067	27.2000	3.1658	1.4891	18.0435	0.0000	5.7577	43.3628	55.6561
63290 - WALLED LAKE CONS SCH DIST / OIS / OCC	10.5969	27.3430	3.1658	1.4891	18.0435	0.0000	5.7577	39.0530	55.7991

## TOTAL CERTIFIED TAX RATES BY CITY

### 2022 APPORTIONMENT OF LOCAL TAX RATES IN OAKLAND COUNTY PER \$1000 OF TAXABLE VALUE

CITY/SCHOOL DISTRICT	PRE SCHOOL	NON-PRE SCHOOL	INTERMED SCHOOL DISTRICT	COMM-UNITY COLLEGE	CITY VILLAGE TOWNSHIP	OCPTA	* COMBINED	PRE TOTAL	NON-PRE TOTAL
<b><u>CITY OF FENTON</u></b>									
63210 - HOLLY AREA SCHOOL DISTRICT / OIS / OCC	14.5000	32.5000	3.1658	1.4891	13.3426	0.0000	5.7577	38.2552	56.2552
<b><u>CITY OF FERNDALE</u></b>									
63020 - FERNDALE CITY SCHOOL DIST / OIS / OCC	14.1018	32.1018	3.1658	1.4891	24.6953	0.0000	5.7577	49.2097	67.2097
63130 - HAZEL PARK CITY SCHOOL DIST / OIS / OCC	23.6957	41.6957	3.1658	1.4891	24.6953	0.0000	5.7577	58.8036	76.8036
<b><u>CITY OF HAZEL PARK</u></b>									
63130 - HAZEL PARK CITY SCHOOL DIST / OIS / OCC	23.6957	41.6957	3.1658	1.4891	34.5157	0.0000	5.7577	68.6240	86.6240
<b><u>CITY OF HUNTINGTON WOODS</u></b>									
63040 - SCH DIST CITY OF ROYAL OAK / OIS / OCC	9.9331	27.3240	3.1658	1.4891	24.2612	0.0000	5.7577	44.6069	61.9978
63050 - BERKLEY CITY SCHOOL DISTRICT / OIS / OCC	12.0098	30.0098	3.1658	1.4891	24.2612	0.0000	5.7577	46.6836	64.6836
<b><u>CITY OF KEEGO HARBOR</u></b>									
63160 - WEST BLOOMFIELD SCHOOL DIST. / OIS / OCC	14.2701	31.3143	3.1658	1.4891	15.1394	0.0000	5.7577	39.8221	56.8663
<b><u>CITY OF LAKE ANGELUS</u></b>									
63030 - PONTIAC CITY SCHOOL DISTRICT / OIS / OCC	8.7980	26.7980	3.1658	1.4891	11.1547	0.0000	5.7577	30.3653	48.3653
63300 - WATERFORD SCHOOL DISTRICT / OIS / OCC	12.7500	30.3523	3.1658	1.4891	11.1547	0.0000	5.7577	34.3173	51.9196
<b><u>CITY OF LATHRUP VILLAGE</u></b>									
63060 - SOUTHFIELD PUBLIC SCH DIST / OIS / OCC	19.6723	26.9911	3.1658	1.4891	24.1266	0.0000	5.7577	54.2115	61.5303
<b><u>CITY OF MADISON HEIGHTS</u></b>									
63040 - SCH DIST CITY OF ROYAL OAK / OIS / OCC	9.9331	27.3240	3.1658	1.4891	26.0771	0.0000	5.7577	46.4228	63.8137
63140 - MADISON PUBLIC SCHOOLS / OIS / OCC	9.8600	27.1279	3.1658	1.4891	26.0771	0.0000	5.7577	46.3497	63.6176
63280 - LAMPHERE PUBLIC SCHOOLS / OIS / OCC	22.5882	26.9297	3.1658	1.4891	26.0771	0.0000	5.7577	59.0779	63.4194
<b><u>CITY OF NORTHVILLE</u></b>									
82390 - NORTHVILLE PUBLIC SCHOOLS / WIS / SCC	10.3396	28.3396	5.4275	2.2700	16.5235	0.0000	5.7577	40.3183	58.3183

\* SEE LAST PAGE

## TOTAL CERTIFIED TAX RATES BY CITY

### 2022 APPORTIONMENT OF LOCAL TAX RATES IN OAKLAND COUNTY PER \$1000 OF TAXABLE VALUE

CITY/SCHOOL DISTRICT	PRE SCHOOL	NON-PRE SCHOOL	INTERMED SCHOOL DISTRICT	COMM-UNITY COLLEGE	CITY VILLAGE TOWNSHIP	OCPTA	* COMBINED	PRE TOTAL	NON-PRE TOTAL
<b><u>CITY OF NOVI</u></b>									
00183 - TR-NRTHVL-NOVI TRANS / OIS / SCC	15.0442	31.1550	3.1658	2.2700	10.5376	0.0000	5.7577	36.7753	52.8861
00184 - TR-SLYON-NOVI TRANSFER / OIS / OCC	15.0442	31.1550	3.1658	1.4891	10.5376	0.0000	5.7577	35.9944	52.1052
00651 - TR-NOVI-NRTHVL TRANS / WIS / OCC	10.3396	28.3396	5.4275	1.4891	10.5376	0.0000	5.7577	33.5515	51.5515
63100 - NOVI COMMUNITY SCHOOLS / OIS / OCC	15.0442	31.1550	3.1658	1.4891	10.5376	0.0000	5.7577	35.9944	52.1052
63240 - SOUTH LYON COMMUNITY SCHOOLS W/OCC / OIS / OCC	13.0000	31.0000	3.1658	1.4891	10.5376	0.0000	5.7577	33.9502	51.9502
63290 - WALLED LAKE CONS SCH DIST / OIS / OCC	10.5969	27.3430	3.1658	1.4891	10.5376	0.0000	5.7577	31.5471	48.2932
82390 - NORTHVILLE PUBLIC SCHOOLS / WIS / SCC	10.3396	28.3396	5.4275	2.2700	10.5376	0.0000	5.7577	34.3324	52.3324
<b><u>CITY OF OAK PARK</u></b>									
63020 - FERNDALE CITY SCHOOL DIST / OIS / OCC	14.1018	32.1018	3.1658	1.4891	32.4383	0.0000	5.7577	56.9527	74.9527
63050 - BERKLEY CITY SCHOOL DISTRICT / OIS / OCC	12.0098	30.0098	3.1658	1.4891	32.4383	0.0000	5.7577	54.8607	72.8607
63250 - OAK PARK CITY SCHOOL DIST / OIS / OCC	14.8279	32.8279	3.1658	1.4891	32.4383	0.0000	5.7577	57.6788	75.6788
<b><u>CITY OF ORCHARD LAKE VILLAGE</u></b>									
63080 - BLOOMFIELD HILLS SCHOOL DIST / OIS / OCC	14.8916	27.4476	3.1658	1.4891	8.3540	0.0000	5.7577	33.6582	46.2142
63160 - WEST BLOOMFIELD SCHOOL DIST. / OIS / OCC	14.2701	31.3143	3.1658	1.4891	8.3540	0.0000	5.7577	33.0367	50.0809
63290 - WALLED LAKE CONS SCH DIST / OIS / OCC	10.5969	27.3430	3.1658	1.4891	8.3540	0.0000	5.7577	29.3635	46.1096
<b><u>CITY OF PLEASANT RIDGE</u></b>									
63020 - FERNDALE CITY SCHOOL DIST / OIS / OCC	14.1018	32.1018	3.1658	1.4891	21.9997	0.0000	5.7577	46.5141	64.5141
<b><u>CITY OF PONTIAC</u></b>									
63030 - PONTIAC CITY SCHOOL DISTRICT / OIS / OCC	8.7980	26.7980	3.1658	1.4891	17.9089	0.0000	5.7577	37.1195	55.1195
<b><u>CITY OF ROCHESTER</u></b>									
63260 - ROCHESTER COMMUNITY SCH DIST / OIS / OCC	9.2230	27.2230	3.1658	1.4891	12.8514	0.0000	5.7577	32.4870	50.4870

## TOTAL CERTIFIED TAX RATES BY CITY

### 2022 APPORTIONMENT OF LOCAL TAX RATES IN OAKLAND COUNTY PER \$1000 OF TAXABLE VALUE

CITY/SCHOOL DISTRICT	PRE SCHOOL	NON-PRE SCHOOL	INTERMED SCHOOL DISTRICT	COMM-UNITY COLLEGE	CITY VILLAGE TOWNSHIP	OCPTA	* COMBINED	PRE TOTAL	NON-PRE TOTAL
<b><u>CITY OF ROCHESTER HILLS</u></b>									
63070 - AVONDALE SCHOOL DISTRICT / OIS / OCC	14.1000	32.1000	3.1658	1.4891	10.5510	0.0000	5.7577	35.0636	53.0636
63260 - ROCHESTER COMMUNITY SCH DIST / OIS / OCC	9.2230	27.2230	3.1658	1.4891	10.5510	0.0000	5.7577	30.1866	48.1866
<b><u>CITY OF ROYAL OAK</u></b>									
63040 - SCH DIST CITY OF ROYAL OAK / OIS / OCC	9.9331	27.3240	3.1658	1.4891	17.5580	0.0000	5.7577	37.9037	55.2946
63050 - BERKLEY CITY SCHOOL DISTRICT / OIS / OCC	12.0098	30.0098	3.1658	1.4891	17.5580	0.0000	5.7577	39.9804	57.9804
63270 - CLAWSON CITY SCHOOL DISTRICT / OIS / OCC	15.0200	33.0200	3.1658	1.4891	17.5580	0.0000	5.7577	42.9906	60.9906
<b><u>CITY OF SOUTHFIELD</u></b>									
00032 - TR-BIRMINGHAM/SOUTHFLD / OIS / OCC	14.7392	27.7250	3.1658	1.4891	27.3741	0.0000	5.7577	52.5259	65.5117
00258 - TR-SOUTHFLD/BIRMINGHAM / OIS / OCC	19.7473	27.0661	3.1658	1.4891	27.3741	0.0000	5.7577	57.5340	64.8528
63010 - BIRMINGHAM CITY SCHOOL DIST / OIS / OCC	14.8142	27.8000	3.1658	1.4891	27.3741	0.0000	5.7577	52.6009	65.5867
63060 - SOUTHFIELD PUBLIC SCH DIST / OIS / OCC	19.6723	26.9911	3.1658	1.4891	27.3741	0.0000	5.7577	57.4590	64.7778
63250 - OAK PARK CITY SCHOOL DIST / OIS / OCC	14.8279	32.8279	3.1658	1.4891	27.3741	0.0000	5.7577	52.6146	70.6146
<b><u>CITY OF SOUTH LYON</u></b>									
63240 - SOUTH LYON COMMUNITY SCHOOLS W/OCC / OIS / OCC	13.0000	31.0000	3.1658	1.4891	16.8611	0.0000	5.7577	40.2737	58.2737
<b><u>CITY OF SYLVAN LAKE</u></b>									
63030 - PONTIAC CITY SCHOOL DISTRICT / OIS / OCC	8.7980	26.7980	3.1658	1.4891	17.1896	0.0000	5.7577	36.4002	54.4002
63160 - WEST BLOOMFIELD SCHOOL DIST. / OIS / OCC	14.2701	31.3143	3.1658	1.4891	17.1896	0.0000	5.7577	41.8723	58.9165

## TOTAL CERTIFIED TAX RATES BY CITY

### 2022 APPORTIONMENT OF LOCAL TAX RATES IN OAKLAND COUNTY PER \$1000 OF TAXABLE VALUE

CITY/SCHOOL DISTRICT	PRE SCHOOL	NON-PRE SCHOOL	INTERMED SCHOOL DISTRICT	COMM-UNITY COLLEGE	CITY VILLAGE TOWNSHIP	OCPTA	* COMBINED	PRE TOTAL	NON-PRE TOTAL
----------------------	------------	----------------	--------------------------	--------------------	-----------------------	-------	------------	-----------	---------------

#### CITY OF TROY

50230 - WARREN CONSOLIDATED SCHOOLS / MIS / OCC	13.4624	28.3920	4.6300	1.4891	9.8966	0.0000	5.7577	35.2358	50.1654
63010 - BIRMINGHAM CITY SCHOOL DIST / OIS / OCC	14.8142	27.8000	3.1658	1.4891	9.8966	0.0000	5.7577	35.1234	48.1092
63040 - SCH DIST CITY OF ROYAL OAK / OIS / OCC	9.9331	27.3240	3.1658	1.4891	9.8966	0.0000	5.7577	30.2423	47.6332
63070 - AVONDALE SCHOOL DISTRICT / OIS / OCC	14.1000	32.1000	3.1658	1.4891	9.8966	0.0000	5.7577	34.4092	52.4092
63080 - BLOOMFIELD HILLS SCHOOL DIST / OIS / OCC	14.8916	27.4476	3.1658	1.4891	9.8966	0.0000	5.7577	35.2008	47.7568
63150 - TROY SCHOOL DISTRICT / OIS / OCC	14.1344	29.0651	3.1658	1.4891	9.8966	0.0000	5.7577	34.4436	49.3743
63280 - LAMPHERE PUBLIC SCHOOLS / OIS / OCC	22.5882	26.9297	3.1658	1.4891	9.8966	0.0000	5.7577	42.8974	47.2389

#### CITY OF WALLED LAKE

63290 - WALLED LAKE CONS SCH DIST / OIS / OCC	10.5969	27.3430	3.1658	1.4891	19.3412	0.0000	5.7577	40.3507	57.0968
---	---------	---------	--------	--------	---------	--------	--------	---------	---------

#### CITY OF WIXOM

63100 - NOVI COMMUNITY SCHOOLS / OIS / OCC	15.0442	31.1550	3.1658	1.4891	12.9487	0.0000	5.7577	38.4055	54.5163
63240 - SOUTH LYON COMMUNITY SCHOOLS W/OCC / OIS / OCC	13.0000	31.0000	3.1658	1.4891	12.9487	0.0000	5.7577	36.3613	54.3613
63290 - WALLED LAKE CONS SCH DIST / OIS / OCC	10.5969	27.3430	3.1658	1.4891	12.9487	0.0000	5.7577	33.9582	50.7043

#### \* COMBINED-CONSISTS OF:

COUNTY OPERATING	3.9686
PARKS AND RECREATION	0.3431
TRANSPORTATION	0.9500
ZOO AUTHORITY	0.0945
ART INSTITUTE AUTHORITY	0.1945
HURON CLINTON AUTHORITY	0.2070
<b>TOTAL</b>	<b>5.7577</b>

**TOWNSHIP AND VILLAGE CERTIFIED TAX RATES**  
**2022 APPORTIONMENT OF LOCAL TAX RATES IN OAKLAND COUNTY PER \$1000 OF TAXABLE VALUE**

TOWNSHIP AND VILLAGE	TOWNSHIP			VILLAGE	OCPTA	TOTAL
	ALLOCATED	VOTED	DEBT OR AUTHORITY			
A TOWNSHIP OF ADDISON	1.0011	8.6000	0.0000		0.0000	9.6011
AL VILLAGE OF LEONARD	1.0011	8.6000	0.0000	7.0000	0.0000	16.6011
C CHARTER TOWNSHIP OF BLOOMFIELD	0.0000	0.0000	12.0149		0.0000	12.0149
D CHARTER TOWNSHIP OF BRANDON	0.0000	0.0000	6.4327		0.0000	6.4327
DO VILLAGE OF ORTONVILLE	0.0000	0.0000	6.4327	8.0000	0.0000	14.4327
E CHARTER TOWNSHIP OF COMMERCE	0.0000	0.0000	3.0363		0.0000	3.0363
EW VILLAGE OF WOLVERINE LAKE	0.0000	0.0000	3.0363	9.5730	0.0000	12.6093
G TOWNSHIP OF GROVELAND	0.9557	3.5000	0.0000		0.0000	4.4557
H CHARTER TOWNSHIP OF HIGHLAND	0.0000	0.0000	7.7830		0.0000	7.7830
I TOWNSHIP OF HOLLY	1.0000	1.4408	0.0000		0.0000	2.4408
IH VILLAGE OF HOLLY	1.0000	1.4408	0.0000	11.6506	0.0000	14.0914
J CHARTER TOWNSHIP OF INDEPENDENCE	0.0000	0.0000	8.6823		0.0000	8.6823
K CHARTER TOWNSHIP OF LYON	0.0000	0.0000	7.6364		0.0000	7.6364
L CHARTER TOWNSHIP OF MILFORD	0.0000	0.0000	9.9081		0.0000	9.9081
LM VILLAGE OF MILFORD	0.0000	0.0000	9.9081	7.5969	0.0000	17.5050
M TOWNSHIP OF NOVI	0.6515	2.2949	0.0000		0.0000	2.9464
N CHARTER TOWNSHIP OF OAKLAND	0.0000	0.0000	5.6057		0.0000	5.6057
O CHARTER TOWNSHIP OF ORION	0.0000	0.0000	9.7509		0.0000	9.7509
OL VILLAGE OF LAKE ORION	0.0000	0.0000	6.3106	12.6756	0.0000	18.9862
P CHARTER TOWNSHIP OF OXFORD	0.0000	0.0000	11.5640		0.0000	11.5640

## TOWNSHIP AND VILLAGE CERTIFIED TAX RATES

2022 APPORTIONMENT OF LOCAL TAX RATES IN OAKLAND COUNTY PER \$1000 OF TAXABLE VALUE

TOWNSHIP AND VILLAGE	TOWNSHIP			VILLAGE	OCPTA	TOTAL
	ALLOCATED	VOTED	DEBT OR AUTHORITY			
PO VILLAGE OF OXFORD	0.0000	0.0000	7.7549	11.1200	0.0000	18.8749
R TOWNSHIP OF ROSE	0.9590	3.5000	0.0000		0.0000	4.4590
RH VILLAGE OF HOLLY	0.9590	3.5000	0.0000	11.6506	0.0000	16.1096
S CHARTER TOWNSHIP OF ROYAL OAK	0.0000	0.0000	13.0818		0.0000	13.0818
T TOWNSHIP OF SOUTHFIELD	0.6000	0.0000	0.0000		0.0000	0.6000
TB VILLAGE OF BINGHAM FARMS	0.6000	0.0000	0.0000	9.0000	0.0000	9.6000
TF VILLAGE OF FRANKLIN	0.6000	0.0000	0.0000	8.1328	0.0000	8.7328
TH VILLAGE OF BEVERLY HILLS	0.6000	0.0000	0.0000	13.6735	0.0000	14.2735
U CHARTER TOWNSHIP OF SPRINGFIELD	0.0000	0.0000	8.0811		0.0000	8.0811
W CHARTER TOWNSHIP OF WATERFORD	0.0000	0.0000	10.2615		0.0000	10.2615
X CHARTER TOWNSHIP OF WEST BLOOMFIELD	0.0000	0.0000	11.6475		0.0000	11.6475
Y CHARTER TOWNSHIP OF WHITE LAKE	0.0000	0.0000	10.2322		0.0000	10.2322

CITY CERTIFIED TAX RATES

2022 APPORTIONMENT OF LOCAL TAX RATES IN OAKLAND COUNTY PER \$1000 OF TAXABLE VALUE

	CITY	CERTIFIED RATE	OCPTA	TOTAL
02	CITY OF AUBURN HILLS	13.0702	0.0000	13.0702
04	CITY OF BERKLEY	15.7752	0.0000	15.7752
08	CITY OF BIRMINGHAM	13.3542	0.0000	13.3542
12	CITY OF BLOOMFIELD HILLS	10.9600	0.0000	10.9600
14	CITY OF CLARKSTON VILLAGE	15.4534	0.0000	15.4534
16	CITY OF CLAWSON	22.3778	0.0000	22.3778
20	CITY OF FARMINGTON	19.7084	0.0000	19.7084
22	CITY OF FARMINGTON HILLS	18.0435	0.0000	18.0435
23	CITY OF FENTON	13.3426	0.0000	13.3426
24	CITY OF FERNDALE	24.6953	0.0000	24.6953
**28	CITY OF HAZEL PARK	34.5157	0.0000	34.5157
32	CITY OF HUNTINGTON WOODS	24.2612	0.0000	24.2612
36	CITY OF KEEGO HARBOR	15.1394	0.0000	15.1394
38	CITY OF LAKE ANGELUS	11.1547	0.0000	11.1547
40	CITY OF LATHRUP VILLAGE	24.1266	0.0000	24.1266
44	CITY OF MADISON HEIGHTS	26.0771	0.0000	26.0771
48	CITY OF NORTHVILLE	16.5235	0.0000	16.5235
50	CITY OF NOVI	10.5376	0.0000	10.5376
52	CITY OF OAK PARK	32.4383	0.0000	32.4383
56	CITY OF ORCHARD LAKE VILLAGE	8.3540	0.0000	8.3540

\*\* SMORSA 12.5752 levied on real property only included in total



### CITY CERTIFIED TAX RATES

2022 APPORTIONMENT OF LOCAL TAX RATES IN OAKLAND COUNTY PER \$1000 OF TAXABLE VALUE

CITY	CERTIFIED RATE	OCPTA	TOTAL
60 CITY OF PLEASANT RIDGE	21.9997	0.0000	21.9997
64 CITY OF PONTIAC	17.9089	0.0000	17.9089
68 CITY OF ROCHESTER	12.8514	0.0000	12.8514
70 CITY OF ROCHESTER HILLS	10.5510	0.0000	10.5510
72 CITY OF ROYAL OAK	17.5580	0.0000	17.5580
76 CITY OF SOUTHFIELD	27.3741	0.0000	27.3741
80 CITY OF SOUTH LYON	16.8611	0.0000	16.8611
84 CITY OF SYLVAN LAKE	17.1896	0.0000	17.1896
88 CITY OF TROY	9.8966	0.0000	9.8966
92 CITY OF WALLED LAKE	19.3412	0.0000	19.3412
96 CITY OF WIXOM	12.9487	0.0000	12.9487

## DDA DISTRICTS CERTIFIED TAX RATES

2022 APPORTIONMENT OF LOCAL TAX RATES IN OAKLAND COUNTY PER \$1000 OF TAXABLE VALUE

CITY, VILLAGE OR TOWNSHIP	VOTED	DEBT OR AUTHORITY	TOTAL
CITY OF BERKLEY DDA		1.8184	1.8184
CITY OF CLAWSON DDA		1.9027	1.9027
CITY OF FARMINGTON DDA		1.7716	1.7716
CITY OF FERNDALE DDA		1.2763	1.2763
CITY OF HAZEL PARK DDA		1.9459	1.9459
CITY OF LATHRUP VILLAGE DDA		1.8823	1.8823
CITY OF ROYAL OAK DDA		1.6003	1.6003
CITY OF SOUTHFIELD DDA		1.7887	1.7887
CITY OF WIXOM DDA		1.2766	1.2766
VILLAGE OF MILFORD DDA		1.6418	1.6418

OAKLAND COUNTY PUBLIC TRANSPORTATION AUTHORITY  
CERTIFIED TAX RATES

2022 APPORTIONMENT OF LOCAL TAX RATES IN OAKLAND COUNTY PER \$1000 OF TAXABLE VALUE

CITY, VILLAGE OR TOWNSHIP	ALLOCATED	VOTED	DEBT OR AUTHORITY	TOTAL
CHARTER TOWNSHIP OF BLOOMFIELD		0.0000		0.0000
CHARTER TOWNSHIP OF ROYAL OAK		0.0000		0.0000
CHARTER TOWNSHIP OF WEST BLOOMFIELD		0.0000		0.0000
CITY OF AUBURN HILLS		0.0000		0.0000
CITY OF BERKLEY		0.0000		0.0000
CITY OF BIRMINGHAM		0.0000		0.0000
CITY OF CLAWSON		0.0000		0.0000
CITY OF FARMINGTON		0.0000		0.0000
CITY OF FARMINGTON HILLS		0.0000		0.0000
CITY OF FERNDALE		0.0000		0.0000
CITY OF HAZEL PARK		0.0000		0.0000
CITY OF HUNTINGTON WOODS		0.0000		0.0000
CITY OF LATHRUP VILLAGE		0.0000		0.0000
CITY OF MADISON HEIGHTS		0.0000		0.0000
CITY OF OAK PARK		0.0000		0.0000
CITY OF PLEASANT RIDGE		0.0000		0.0000
CITY OF PONTIAC		0.0000		0.0000
CITY OF ROYAL OAK		0.0000		0.0000
CITY OF SOUTHFIELD		0.0000		0.0000
CITY OF TROY		0.0000		0.0000
CITY OF WALLED LAKE		0.0000		0.0000
VILLAGE OF BINGHAM FARMS		0.0000		0.0000
VILLAGE OF FRANKLIN		0.0000		0.0000
VILLAGE OF BEVERLY HILLS		0.0000		0.0000

**SCHOOL DISTRICT CERTIFIED TAX RATES**  
**2022 APPORTIONMENT OF LOCAL TAX RATES IN OAKLAND COUNTY PER \$1000 OF TAXABLE VALUE**

SCHOOL DISTRICT	(ALL PROPERTY) STATE EDUCATION	(NON-PRE) SCHOOL OPERATING	(PRE) <18 MILLS SUPPLE- MENTAL	(ALL PROPERTY) >18 MILLS SUPPLE- MENTAL	(ALL PROPERTY) SINKING FUND	(ALL PROPERTY) DEBT	PRE TOTAL	NON-PRE TOTAL
25030 GRAND BLANC	6.0000	18.0000	0.0000	0.0000	0.9676	6.3000	13.2676	31.2676
25050 GOODRICH	6.0000	18.0000	0.0000	0.0000	0.0000	7.7500	13.7500	31.7500
25100 FENTON	6.0000	18.0000	0.0000	0.0000	0.8707	5.1000	11.9707	29.9707
44020 ALMONT	6.0000	18.0000	0.0000	0.0000	0.9303	8.4500	15.3803	33.3803
50190 ROMEO	6.0000	18.0000	0.0000	0.0000	1.2127	3.8500	11.0627	29.0627
00702 ROMEO/OXFORD TRAN	6.0000	18.0000	0.0000	0.0000	1.2127	3.8500	11.0627	29.0627
50230 WARREN	6.0000	17.6120	2.6824	0.0000	0.0000	4.7800	13.4624	28.3920
63010 BIRMINGHAM	6.0000	18.0000	5.0142	0.0000	0.0000	3.8000	14.8142	27.8000
00032 BIRM/SOUTHFLD TRAN	6.0000	18.0000	5.0142	0.0000	0.0000	3.7250	14.7392	27.7250
63020 FERNDALE	6.0000	18.0000	0.0000	0.0000	1.1018	7.0000	14.1018	32.1018
63030 PONTIAC	6.0000	18.0000	0.0000	0.0000	0.7980	2.0000	8.7980	26.7980
63040 ROYAL OAK	6.0000	18.0000	0.6091	0.0000	0.9240	2.4000	9.9331	27.3240
63050 BERKLEY	6.0000	18.0000	0.0000	0.0000	2.8098	3.2000	12.0098	30.0098

**SCHOOL DISTRICT CERTIFIED TAX RATES**  
**2022 APPORTIONMENT OF LOCAL TAX RATES IN OAKLAND COUNTY PER \$1000 OF TAXABLE VALUE**

SCHOOL DISTRICT	(ALL PROPERTY) STATE EDUCATION	(NON-PRE) SCHOOL OPERATING	(PRE) <18 MILLS SUPPLE- MENTAL	(ALL PROPERTY) >18 MILLS SUPPLE- MENTAL	(ALL PROPERTY) SINKING FUND	(ALL PROPERTY) DEBT	PRE TOTAL	NON-PRE TOTAL
63060 SOUTHFIELD	6.0000	18.0000	10.6812	0.0000	0.6911	2.3000	19.6723	26.9911
00258 SOUTHFLD/BIRM TRAN	6.0000	18.0000	10.6812	0.0000	0.6911	2.3750	19.7473	27.0661
63070 AVONDALE	6.0000	18.0000	0.0000	0.0000	0.8000	7.3000	14.1000	32.1000
63080 BLOOMFIELD HILLS	6.0000	18.0000	5.4440	0.0000	0.6976	2.7500	14.8916	27.4476
00041 BLMH/WBLM TRAN	6.0000	18.0000	5.4440	0.0000	0.6976	4.5600	16.7016	29.2576
63090 CLARENCEVILLE	6.0000	18.0000	0.0000	0.0000	4.2257	0.0000	10.2257	28.2257
63100 NOVI	6.0000	17.2472	1.1364	0.9365	0.4713	6.5000	15.0442	31.1550
00183 NOVI/NORTHVILLE TRAN	6.0000	17.2472	1.1364	0.9365	0.4713	6.5000	15.0442	31.1550
00184 NOVI/SOUTH LYON TRAN	6.0000	17.2472	1.1364	0.9365	0.4713	6.5000	15.0442	31.1550
63110 OXFORD	6.0000	17.4324	0.0000	0.0000	0.7185	7.9000	14.6185	32.0509
63130 HAZEL PARK	6.0000	18.0000	0.0000	0.0000	2.6957	15.0000	23.6957	41.6957
63140 MADISON	6.0000	17.2679	0.0000	0.0000	0.0000	3.8600	9.8600	27.1279
63150 TROY	6.0000	18.0000	3.0693	0.0000	0.9651	4.1000	14.1344	29.0651
63160 WEST BLOOMFIELD	6.0000	18.0000	0.9558	0.0000	1.1643	6.1500	14.2701	31.3143
63180 BRANDON	6.0000	17.8706	0.0000	0.0000	0.0000	12.1600	18.1600	36.0306
00058 BRAND/GDR TRAN	6.0000	17.8706	0.0000	0.0000	0.0000	6.2800	12.2800	30.1506

**SCHOOL DISTRICT CERTIFIED TAX RATES**  
**2022 APPORTIONMENT OF LOCAL TAX RATES IN OAKLAND COUNTY PER \$1000 OF TAXABLE VALUE**

SCHOOL DISTRICT	(ALL PROPERTY) STATE EDUCATION	(NON-PRE) SCHOOL OPERATING	(PRE) <18 MILLS SUPPLE- MENTAL	(ALL PROPERTY) >18 MILLS SUPPLE- MENTAL	(ALL PROPERTY) SINKING FUND	(ALL PROPERTY) DEBT	PRE TOTAL	NON-PRE TOTAL
63190 CLARKSTON	6.0000	18.0000	0.0000	0.0000	0.0000	7.0000	13.0000	31.0000
63200 FARMINGTON	6.0000	18.0000	5.7067	0.0000	0.0000	3.2000	14.9067	27.2000
63210 HOLLY	6.0000	18.0000	0.0000	0.0000	0.0000	8.5000	14.5000	32.5000
63220 HURON VALLEY	6.0000	18.0000	0.0000	0.0000	0.8904	7.0000	13.8904	31.8904
63230 LAKE ORION	6.0000	18.0000	0.0000	0.0000	1.8862	7.4910	15.3772	33.3772
00153 LK ORION/OXFORD TRAN	6.0000	18.0000	0.0000	0.0000	1.8862	6.2172	14.1034	32.1034
63240 SOUTH LYON	6.0000	18.0000	0.0000	0.0000	0.0000	7.0000	13.0000	31.0000
63250 OAK PARK	6.0000	18.0000	0.0000	0.0000	2.8479	5.9800	14.8279	32.8279
63260 ROCHESTER	6.0000	18.0000	0.0000	0.0000	1.4630	1.7600	9.2230	27.2230
63270 CLAWSON	6.0000	18.0000	0.0000	0.0000	0.0000	9.0200	15.0200	33.0200
63280 LAMPHERE	6.0000	18.0000	13.6585	0.0000	2.9297	0.0000	22.5882	26.9297
63290 WALLED LAKE	6.0000	16.7461	0.0000	0.0000	0.4669	4.1300	10.5969	27.3430
00271 WALLED LK/HV TRAN	6.0000	16.7461	0.0000	0.0000	0.4669	2.4432	8.9101	25.6562
63300 WATERFORD	6.0000	17.6023	0.0000	0.0000	0.0000	6.7500	12.7500	30.3523

**SCHOOL DISTRICT CERTIFIED TAX RATES**  
 2022 APPORTIONMENT OF LOCAL TAX RATES IN OAKLAND COUNTY PER \$1000 OF TAXABLE VALUE

SCHOOL DISTRICT	(ALL PROPERTY) STATE EDUCATION	(NON-PRE) SCHOOL OPERATING	(PRE) <18 MILLS SUPPLE- MENTAL	(ALL PROPERTY) >18 MILLS SUPPLE- MENTAL	(ALL PROPERTY) SINKING FUND	(ALL PROPERTY) DEBT	PRE TOTAL	NON-PRE TOTAL
82390 NORTHVILLE	6.0000	18.0000	0.0000	0.0000	0.9396	3.4000	10.3396	28.3396
00651 NORTHVILLE/NOVI TRAN	6.0000	18.0000	0.0000	0.0000	0.9396	3.4000	10.3396	28.3396

INTERMEDIATE SCHOOL DISTRICT/COMMUNITY COLLEGE/OAKLAND COUNTY GENERAL OPERATING/  
 OAKLAND COUNTY PARKS AND RECREATION/HURON CLINTON METROPOLITAN AUTHORITY/OAKLAND COUNTY ZOOLOGICAL  
 AUTHORITY/OAKLAND COUNTY ART AUTHORITY

**CERTIFIED TAX RATES**

2022 APPORTIONMENT OF LOCAL TAX RATES IN OAKLAND COUNTY PER \$1000 OF TAXABLE VALUE

	ALLOCATED	VOTED	DEBT OR AUTHORITY	TOTAL
--	-----------	-------	----------------------	-------

INTERMEDIATE SCHOOLS

GENESEE INTERMEDIATE SCHOOLS	0.1595	3.5355	0.0000	3.6950
LAPEER INTERMEDIATE SCHOOLS	0.1782	2.6228	0.0000	2.8010
MACOMB INTERMEDIATE SCHOOLS	0.1913	4.4387	0.0000	4.6300
OAKLAND INTERMEDIATE SCHOOLS	0.1881	2.9777	0.0000	3.1658
WAYNE INTERMEDIATE SCHOOLS	0.0956	5.3319	0.0000	5.4275

COMMUNITY COLLEGES

MOTT COMMUNITY COLLEGE	0.0000	1.9438	0.7200	2.6638
OAKLAND COMMUNITY COLLEGE	0.0000	1.4891	0.0000	1.4891
SCHOOLCRAFT COLLEGE	0.0000	2.2700	0.0000	2.2700

OAKLAND COUNTY GENERAL OPERATING

<u>OAKLAND COUNTY PARKS AND RECREATION</u>	0.0000	0.3431	0.0000	0.3431
--	--------	--------	--------	--------

OAKLAND COUNTY PUBLIC TRANSPORTATION

<u>OAKLAND COUNTY ZOOLOGICAL AUTHORITY</u>	0.0000	0.0945	0.0000	0.0945
--	--------	--------	--------	--------


OAKLAND COUNTY ART INSTITUTE AUTHORITY

<u>HURON CLINTON METRO AUTHORITY</u>	0.0000	0.0000	0.2070	0.2070
--------------------------------------	--------	--------	--------	--------

\* COMBINED-CONSISTS OF:

COUNTY OPERATING	3.9686
PARKS AND RECREATION	0.3431
TRANSPORTATION	0.9500
ZOO AUTHORITY	0.0945
ART INSTITUTE AUTHORITY	0.1945
HURON CLINTON AUTHORITY	<u>0.2070</u>
TOTAL	5.7577





# OAKLAND COUNTY, MICHIGAN

All ways, moving forward

[OAKGOV.COM](http://OAKGOV.COM)