

Water Service Connection Regulations

1. All water service connections two (2") inches and smaller shall be made by the Oakland County Water Resources Commissioner's Office (WRC), after water main acceptance and applicable tap permits are obtained.
2. No taps shall be made under pavement, unless approved by WRC.
3. The customer service line(s) (*i.e. fire protections and domestic services*) shall be installed to accommodate item (2) above.
4. The customer service line(s) shall be kept at least four (4') feet from the driveway, unless otherwise approved by WRC.
5. The customer service line(s) shall be buried at least five (5') feet deep.
6. The customer service line(s) shall be extended at least one (1') foot beyond the property line and be clearly marked. See Water Service Detail sketch.
7. The customer service line(s) shall be installed to allow for a straight-line connection, from the property line to the WRC water main, without having to tunnel trees, culverts, poles, etc.
8. HDPE with tracer wire or type "K" copper service lines may be used in all communities.
9. When the water service is constructed in advance of the tap being made, WRC shall connect to the customer service line. When the WRC tap is made in advance of the house service, the customer shall make the connection to the stop box with a plumbing inspection.
10. The customer service line shall be located within five (5') feet from a front building corner to facilitate proper installation of the remote reader on the exterior of the building.
11. All joining methods of the customer service line shall be approved by the WRC. Sweat, fused, or welded joints will **not** be permitted.
12. Any modifications of the service connection, required as a result of the customer, or his agent, deviating from the location as indicated on the "Water Connection Application", shall be done at the customer's expense.
13. Meter by-passes are **not** permitted on meters two (2") inches and smaller.
14. The customer is responsible for all cleanup and restoration resulting from service line installation, including the road right-of-way (adjacent to customer's property).
15. The WRC will restore the opposite road right-of-way on long taps.
16. Water taps cannot be made on private property, (outside of easements or outside of road right-of-ways). The WRC does **not** infringe on the common grounds or private property of condominium complexes.
17. The WRC is only responsible for the service line from the water main to the stop box. The stop box and customer service line (service line from the stop box to the house) are the customer's responsibility.
18. All water meters must be purchased from the WRC.
19. All fire service lines require a (5/8") "detecto" meter, and it must be purchased from the WRC.
20. All meters three (3") inches and larger require a strainer and by-pass. Installation must be inspected and approved by the WRC.

21. All meters must be placed within eighteen (18") inches of the point of entry of the structure and accessible to the WRC for repairs or maintenance at all times.
22. Height of the meter, at the point of installation, will be no less than twelve (12") inches, nor higher than twenty-four (24") inches, and meter must be installed in a horizontal position.
23. The WRC is responsible for the maintenance of the water meter only. The customer maintains all plumbing and valves inside the house or building, including shut-off valves on each side of the water meter.
24. All water taps three (3") inches and larger require gate valve and gate well (no valve boxes permitted).
25. Only standard size service taps will be made. 1-1/4" and 2-1/2" taps are **not** permitted.
26. A separate fire service tap is required for buildings with fire protection. Domestic service cannot come off the fire line. Also, a riser diagram showing proper backflow protection must be submitted to the WRC for review and approval.
27. Each meter shall have a separate service line with the shut-off valve located outside of the building or structure, located at the customer's property line or the water supply system easement line.
28. Water use, for construction purposes only, shall be permitted before installation of the meter occurs, for a one-month period from the date of tap. If meter installation is not scheduled within this one-month period, the WRC shall terminate water service and/or bill the customer for estimated water usage. For all service lines larger than two (2") inch diameter (including fire lines), construction use shall **not** occur until all WRC requirements have been met, punch list items have been completed and project has been "finalized".
29. The customer shall comply with all state and/or local Cross Connection Backflow regulations.
30. For outside irrigation taps (i.e. subdivision entrances), all taps two (2") inches or smaller are made by the WRC. In public roads, stop boxes will be installed at the property line. In private roads, (unless a full road width water main easement has been granted), stop boxes will be installed within the water main easement. See Lawn Sprinkler Riser Detail Sketch.
31. All water meters, two (2") inches and smaller, shall be picked up at time off application. The customer will install the water meter with proper backflow prevention and contact the WRC at 248-858-1110 for inspection of the water meter installation. If installation is approved, the WRC will then wire the water meter for remote readings.
32. Any damage a water meter may sustain resulting from carelessness of the owner, agent or tenant or from neglect of either of them to properly secure and protect the meter, as well as any damage which may result from (but not limited to) frost, freezing, hot water or steam backing from a boiler shall be paid by the owner of the property.
33. No person except a WRC employee shall break or injure the seal or change the location of, alter, or interfere in any way with the water meter.
34. The WRC shall have the right to shut off the supply of water to any premises where the WRC is not able to obtain access to the meter. Any qualified WRC employee shall, at all reasonable hours, have the right to enter the premises where such meters are installed for the purpose of reading, testing, removing, or inspection. No person shall hinder, obstruct or interfere with an employee in the lawful discharge of his or her duties in relation to the care and maintenance of a water meter.
35. Customer is responsible for all metered water usage prior to reading device being installed. Reading devices must be installed in a timely manner after meter installation. Please call 248-858-1110 to have the reading device installed.

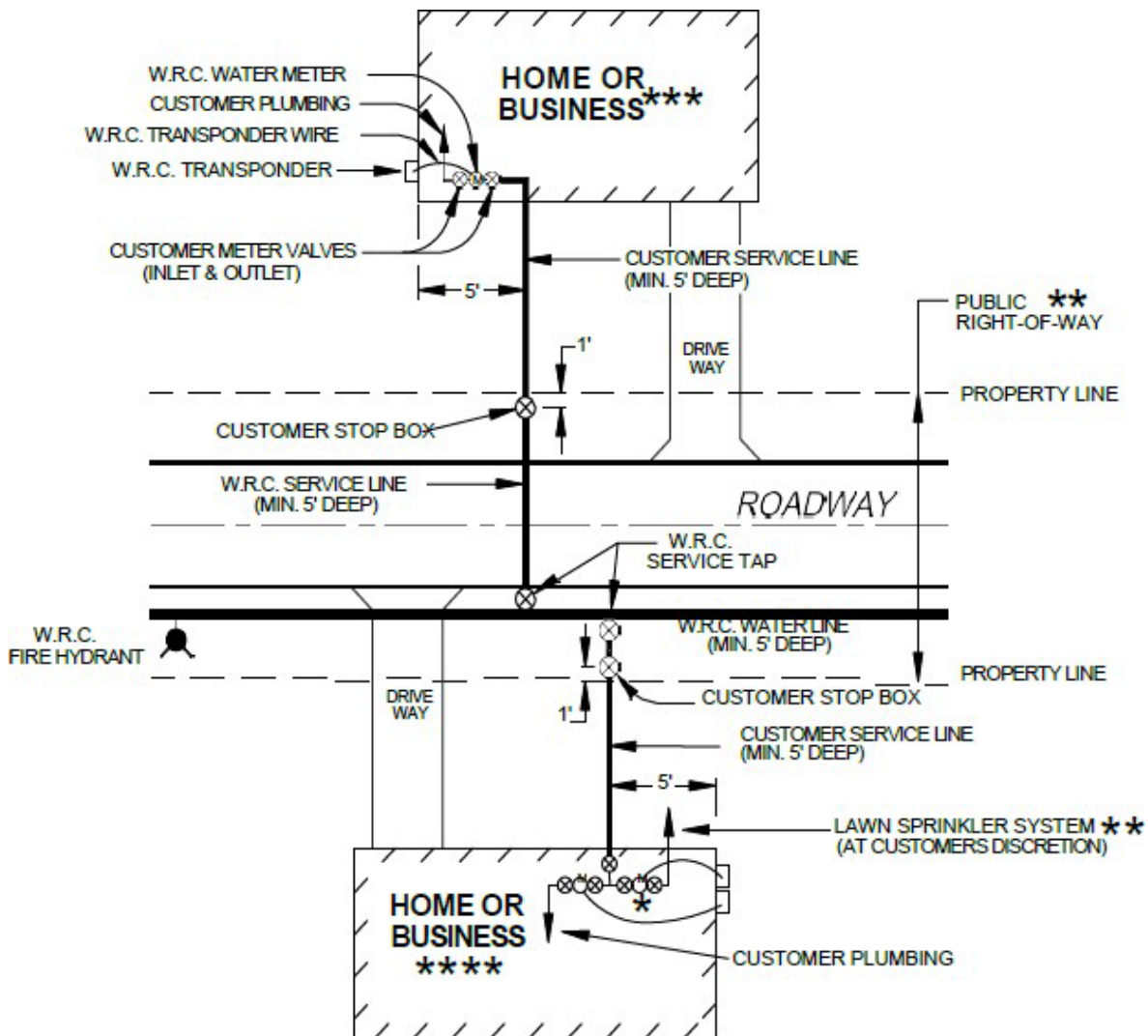
WELL CONVERSION ONLY:

- 36.** Existing Well connections that are connecting to community well water systems or to the Great Lakes Water Authority supplied water system are required to contact Oakland County Health Division at (248) 858-1312 to obtain a permit to either abandon the existing well or keep the well for approved irrigation. A licensed well drilling contractor may be required to perform any work on the existing well.
- 37.** It is the homeowners' responsibility to hire a plumber to make all necessary plumbing changes within the home and to disconnect the well. Contact Billing Services at (248) 858-1110 to schedule an appointment with water department personnel to do a visual inspection of the well disconnection, to prevent a Cross Connection violation, and a reading device installation. A minimum of a two-day notice is preferred for this appointment.
- Cross connections between a private (individual) water supply and a potable public water supply shall be prohibited (2015 Michigan Plumbing Code, section 608.6.1; 2003 Michigan Residential Code, section P2902.1).
- 38.** Upon inspection of the well disconnect, the water department personnel will run cable, mount an outside reading device, and take a picture of the well disconnection. Water will be turned on after the disconnect inspection and installation of the water meter is completed.

SEWER ONLY METER REGULATIONS – FARMINGTON HILLS ONLY

- 1.** Meter bypasses are not permitted on meters two (2") inches and smaller.
- 2.** All water meters must be purchased from the WRC.
- 3.** All meter installations must be inspected and approved by the WRC.
- 4.** All meters must be placed within eighteen (18") inches of the point of entry of the structure and accessible to the WRC for repairs or maintenance at all times.
- 5.** Height of the meter, at the point of installation, will be no less than twelve (12") inches, nor higher than twenty-four (24") inches, and meter must be installed in a horizontal position.
- 6.** The WRC is responsible for the maintenance of the water meter only. The customer maintains all plumbing and valves inside the house or building, including shut-off valves on each side of the water meter.
- 7.** All water meters, two (2") inches and smaller, shall be picked up at time of application. The customer will install the water meter and contact the WRC at 248-858-1110 for inspection of the water meter installation. If installation is approved, the WRC will then wire the water meter for remote readings.
- 8.** Any damage a water meter may sustain resulting from carelessness of the owner, agent or tenant or from neglect of either of them to properly secure and protect the meter, as well as any damage which may result from (but not limited to) frost, freezing, hot water or steam backing from a boiler shall be paid by the owner of the property.
- 9.** No person except a WRC employee shall break or injure the seal or change the location of, alter, or interfere in any way with the water meter.
- 10.** Any qualified WRC employee shall, at all reasonable hours, have the right to enter the premises where such meters are installed for the purpose of reading, testing, removing, or inspection. No person shall hinder, obstruct or interfere with an employee in the lawful discharge of his or her duties in relation to the care and maintenance of a water meter.
- 11.** Customer is responsible for all metered water usage prior to reading device being installed. Reading devices must be installed in a timely manner after meter installation. Please call 248-858-1110 to have the reading device installed.
- 12.** Customer is responsible for quarterly meter maintenance charge.

Water Service Connection Regulations



* DMS METER (OPTIONAL) AVAILABLE IN COMMERCE TWP., FARMINGTON HILLS, ORCHARD LAKE, PONTIAC, WALLED LAKE AND WOLVERINE LAKE

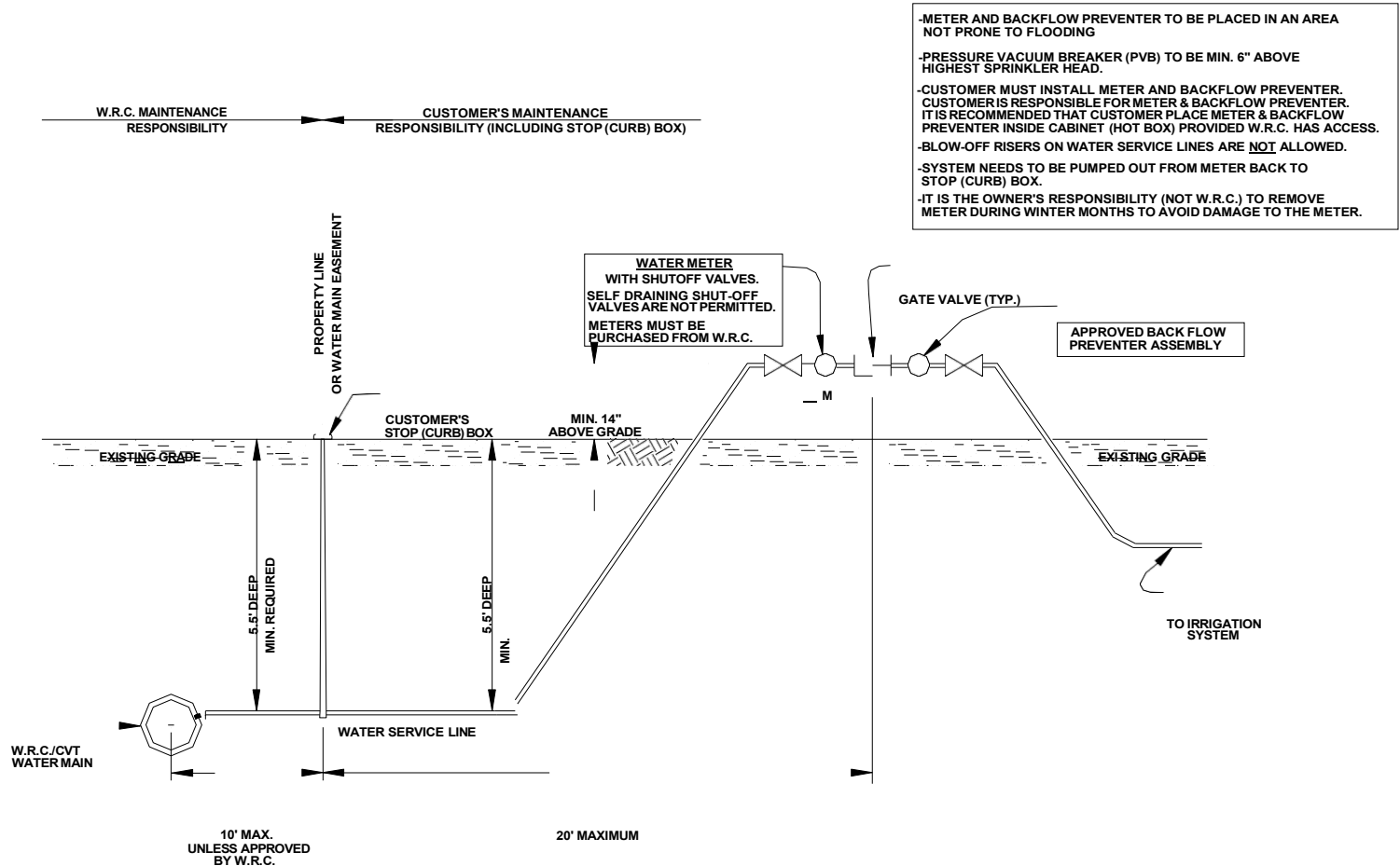
* LAWN SPRINKLER SYSTEMS REQUIRE AN APPROVED BACKFLOW DEVICE TO BE TESTED AT INITIAL INSTALLATION AND EVERY 1 - 5 YEARS THERE AFTER AS REQUIRED BY W.R.C.

** WATER TAPS CANNOT BE MADE ON PRIVATE PROPERTY (OUTSIDE OF EASEMENTS OR OUTSIDE OF ROAD RIGHT-OF-WAY). THE W.R.C. DOES NOT INFRINGE ON THE COMMON GROUNDS OR PRIVATE PROPERTY OF CONDOMINIUM COMPLEXES.

**** A SEPARATE FIRE SERVICE TAP IS REQUIRED FOR BUILDINGS WITH FIRE PROTECTION. DOMESTIC SERVICE TAP CANNOT BE MADE ON THE FIRE LINE.

TYPICAL WATER SERVICE LAYOUT

Water Service Connection Regulations



- METER AND BACKFLOW PREVENTER TO BE PLACED IN AN AREA NOT PRONE TO FLOODING
- PRESSURE VACUUM BREAKER (PVB) TO BE MIN. 6" ABOVE HIGHEST SPRINKLER HEAD.
- CUSTOMER MUST INSTALL METER AND BACKFLOW PREVENTER. CUSTOMER IS RESPONSIBLE FOR METER & BACKFLOW PREVENTER. IT IS RECOMMENDED THAT CUSTOMER PLACE METER & BACKFLOW PREVENTER INSIDE CABINET (HOT BOX) PROVIDED W.R.C. HAS ACCESS.
- BLOW-OFF RISERS ON WATER SERVICE LINES ARE NOT ALLOWED.
- SYSTEM NEEDS TO BE PUMPED OUT FROM METER BACK TO STOP (CURB) BOX.
- IT IS THE OWNER'S RESPONSIBILITY (NOT W.R.C.) TO REMOVE METER DURING WINTER MONTHS TO AVOID DAMAGE TO THE METER.

WATER TAP

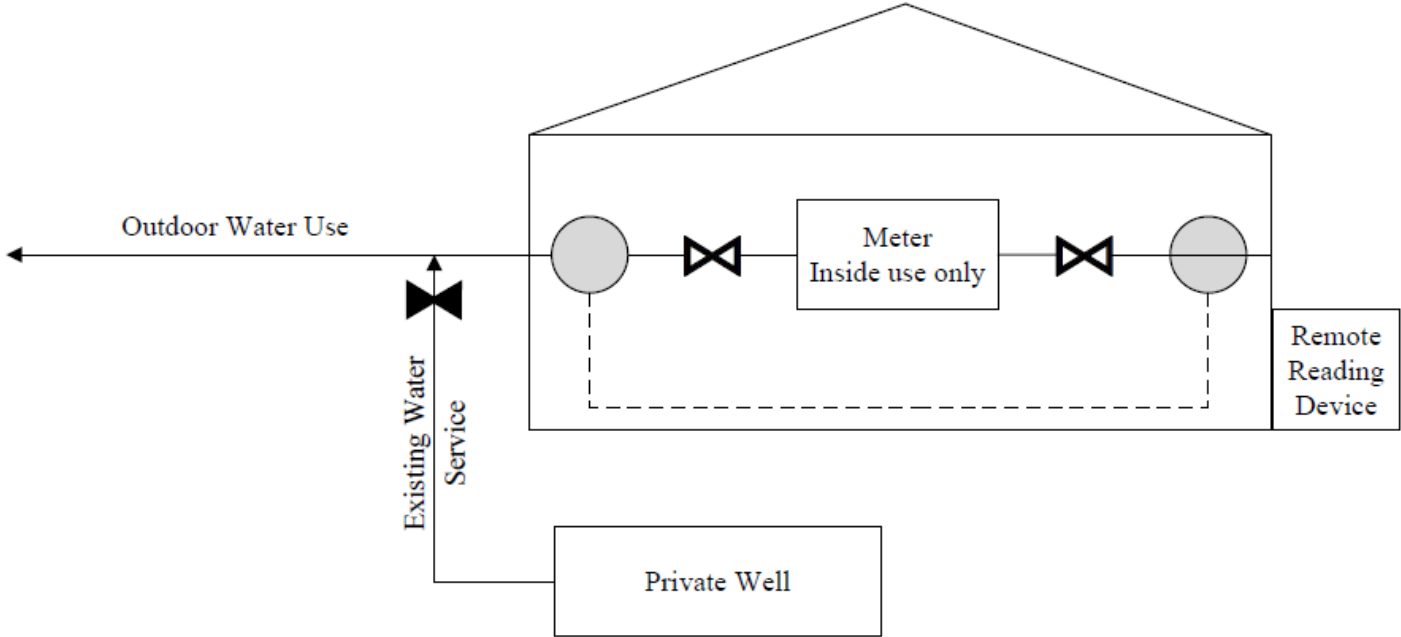
- ALL WATER TAPS 2" AND SMALLER ARE MADE BY W.R.C.
- WATER SPRINKLER TAPS ARE SHORT TAPS ONLY. UNLESS APPROVED BY W.R.C.
- ALL STOP (CURB) BOXES WILL BE INSTALLED WITHIN 10' OF THE WATER MAIN. UNLESS APPROVED BY W.R.C.
- THE CUSTOMER IS RESPONSIBLE FOR ALL CLEANUP AND RESTORATION RESULTING FROM A SERVICE LINE INSTALLATION FOR IRRIGATION PURPOSES.

PROFILE




LAWN SPRINKLER RISER DETAIL
NOT TO SCALE

Location: J:\DrainMapping\unit\STANDARDDETAILS\App\Production\Standard\WaterDC-304LawnSprinklerRiserDetail.dwg

City of Farmington Hills
Meter Installation for Sewer Only Accounts – Optional Program



SYMBOL LEGEND

	Full opening gate or ball valve
	#4 or heavier electrical jumper cables
	Existing valve