

MiCareer **Quest**[™]
SOUTHEAST

SCHOOL PARTICIPATION GUIDE — 2024 —



NOV
19
2024

**Suburban Collection
Showplace**
46100 Grand River Ave
Novi, MI 48374

This fall, your students will experience the most exciting career exploration event ever held in our state: **MiCareerQuest Southeast.**

It takes place on Tuesday, Nov. 19, 2024, at the Suburban Collection Showplace in Novi and covers more than 400,000 square-feet of floor space.

You will be joining 8,000 students and chaperones from more than 125 high schools across our six-county region, who will meet with employers in four exciting career quadrants:

-  Advanced Manufacturing
-  Construction
-  Technology
-  Health Sciences

The day will be filled with engaging, hands-on activities to showcase the skills needed to succeed in nearly 200 in-demand, high-skill jobs. MiCareerQuest Southeast is designed to spark your students' curiosity and, most importantly, expand their knowledge of the career possibilities available to them after graduation.

This guide is designed to help you and your students prepare for the fast-paced, unique event, which is guaranteed to open their eyes to so many career possibilities. Please read it carefully, for there are plenty of details on the day's activities.

We look forward to seeing you in November!

Pre-Event Planning

CAREER OPPORTUNITIES

Each career quadrant features a variety of in-demand, rewarding jobs. A full list is included in the back of this guide. Students are encouraged to review the occupation list and note their “must see” jobs.

BUS TRANSPORTATION

Schools are strongly encouraged to arrange bus transportation as early as possible. All students must be transported to the event by bus. All buses must be clearly marked with the school's name to facilitate a smooth departure from the venue.

EVENT FORMAT

Students participate in one of three designated sessions, starting at 8:15, 10:15 and 12:15 p.m. Each session is split into four, 27-minute blocks. Students are required to visit all four career quadrants. This does not include time to check in your school, so arrive early.

DRESS CODE

Students should follow their school's dress code. Comfortable, closed-toe shoes are strongly recommended. Long pants also are recommended – no shorts, skirts or dresses. Also, no loose, hanging jewelry. Backpacks are not allowed in the building. If a student does not want to wear a coat inside, it should remain on the bus.

STUDENT BEHAVIOR

Students will be subject to their school's student code of conduct. Once inside, they will not be allowed to leave the building until exiting for their buses. Fighting, foul language and other disrespectful behavior toward anyone will not be tolerated. There is no smoking or vaping allowed in the building.

SECURITY

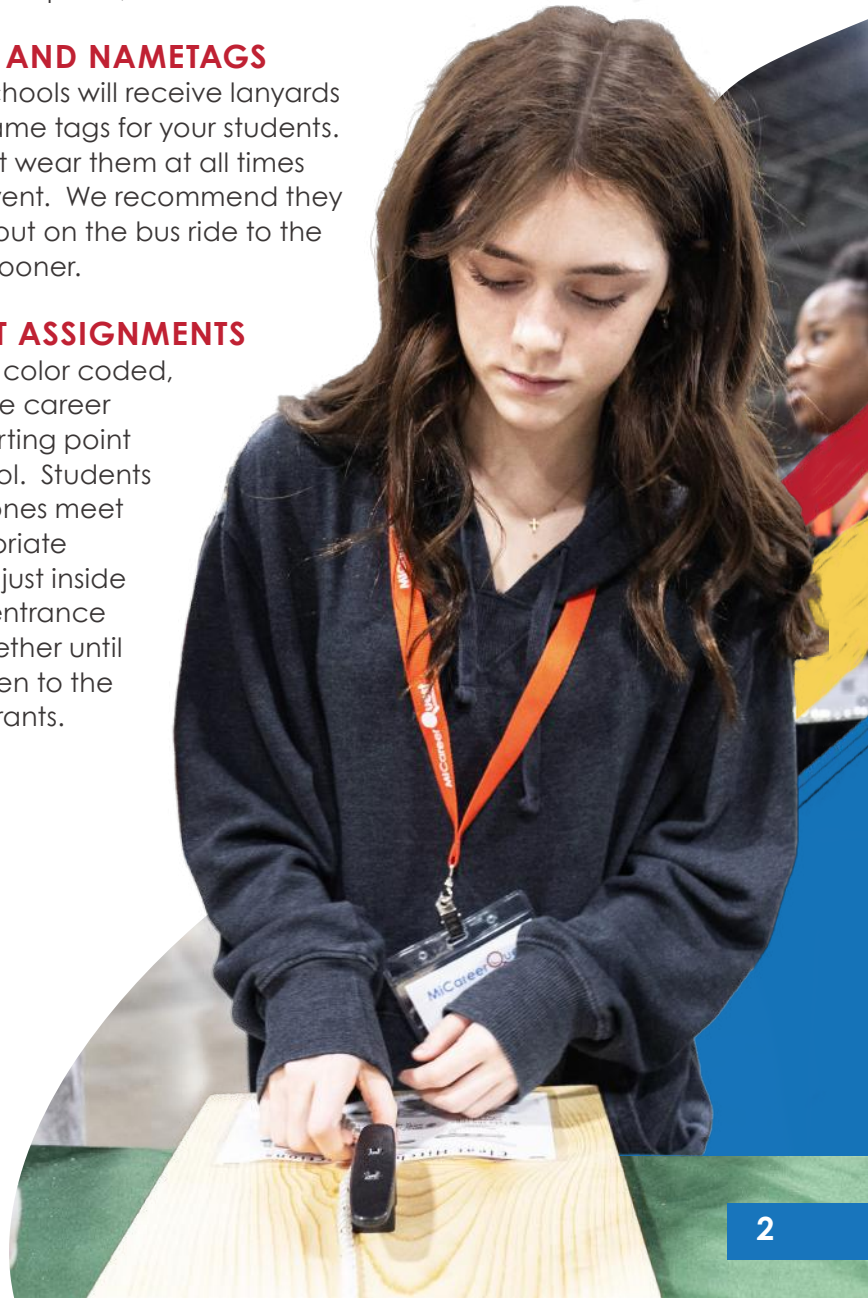
Security and law enforcement officers will be present throughout the event to assure all rules are obeyed and assist participants, as needed.

LANYARDS AND NAMETAGS

Registered schools will receive lanyards and blank name tags for your students. Students must wear them at all times during the event. We recommend they are handed out on the bus ride to the event, if not sooner.

QUADRANT ASSIGNMENTS

Lanyards are color coded, identifying the career quadrant starting point for your school. Students and chaperones meet in the appropriate staging area just inside the venue's entrance and stay together until the doors open to the career quadrants.



Arrival

EAT BEFOREHAND

No food will be sold at the event so, depending on what session your school is attending, students and chaperones should eat breakfast or lunch beforehand.

TRAVELING TO THE EVENT

Each high school is responsible for transporting its students. Please plan to arrive 15-20 minutes before the start of your assigned session, if possible.

BUS DROP OFF

Upon arrival at the event, school and charter buses will be directed to the student drop-off area located in the front of the building toward the west end. After the drop-off, bus drivers will move their vehicles to the designated parking area. Students MUST remain on the bus until a MiCareerQuest Southeast bus greeter boards your bus in front of the Suburban Collection Showplace. Do not drop students off until instructed to do so. A bus driver break room is available near the school registration desk. Light refreshments will be available.

LANYARDS

While on the bus, students will receive a colored lanyard, which indicates the quadrant where they will be starting their two-hour session. Students also will receive a sticker, with the image on the sticker corresponding to the row where their bus can be found in the exit lot. Students will leave the building through exit doors on the west side of the building featuring the same image.

PARKING AREA

If a school brings multiple buses, they will be parked together. Attendants will direct the buses where to park, so they are easy to find when the students exit. If charter buses are used, signage must be placed in the front window of each one, so they are easily identifiable.

WELCOME AND CHECK IN

An event volunteer will greet each busload of students on their bus. Once they unload, another volunteer will lead them to the student staging area inside the building. Only one school chaperone should check in at the registration table. Students will be directed to the color-coded quadrant holding area matching their lanyards. All students from the same school will have the same color lanyard.

RESTROOMS

Men's and women's restrooms are located near the staging area. Restrooms also are located in the back hallway of the facility, behind the construction quadrant. Students can use the restrooms at any time.

REFLECTION/PRAYER ROOM

Private rooms will be available throughout the exhibit space for religious observation or students needing to step away from the crowd.



PROHIBITED ITEMS

No weapons of any kind are allowed in the facility. Law enforcement officers will be on-hand. Outside backpacks or knapsacks also are not allowed.

PHOTOGRAPHY AND VIDEOTAPING

Students are welcome to use their personal cell phones to take pictures and shoot video at the event. For liability reasons, students should not bring 35mm DSLR or similar equipment on the field trip, unless they receive prior approval from the event organizers.

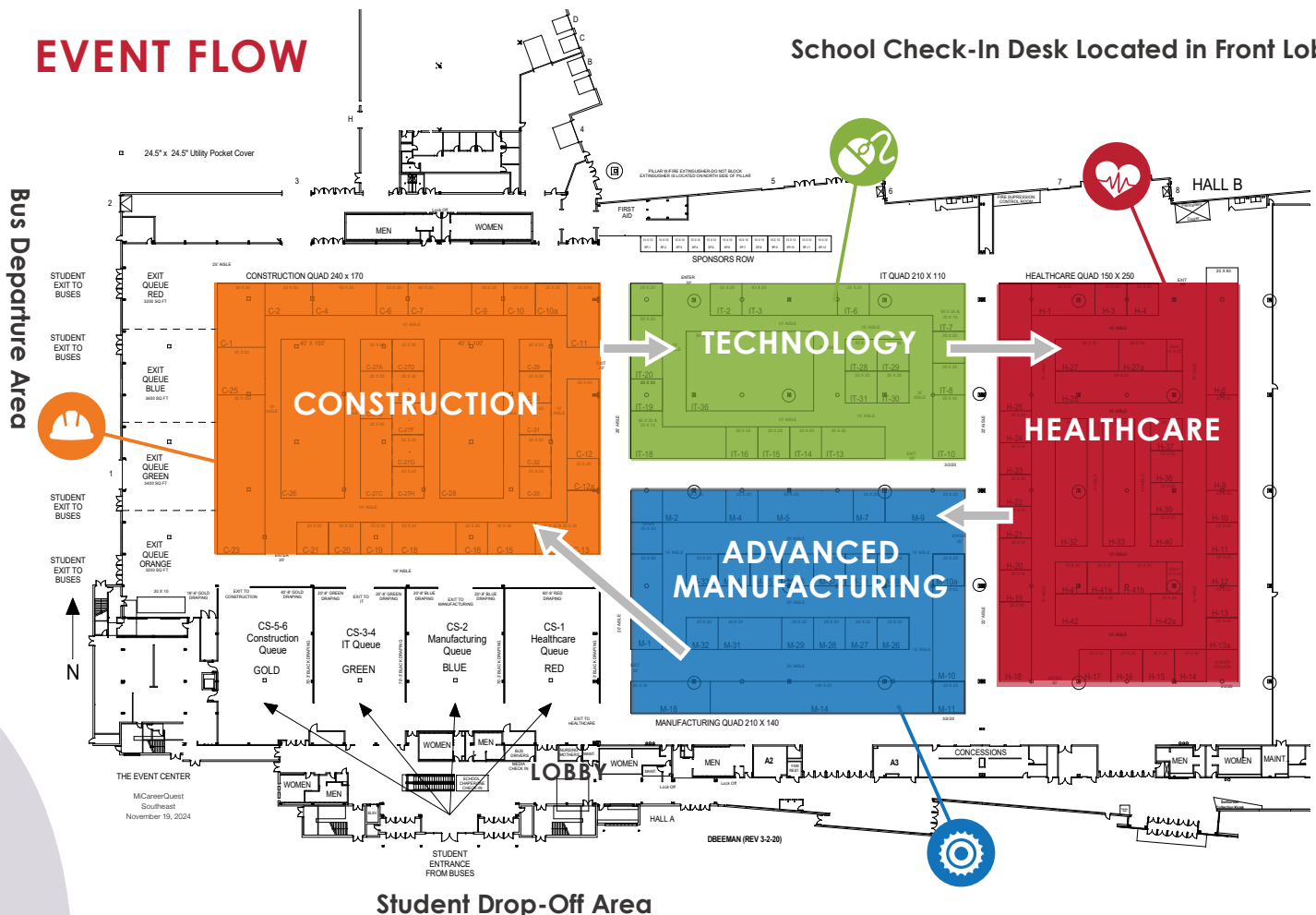
INCLEMENT WEATHER

Bad weather will not cancel the event, although we recognize school bus transportation may not be available if a school district cancels classes that day.



EVENT FLOW

School Check-In Desk Located in Front Lobby



Inside the Event

INTERACTIVE DISPLAYS

Students will not be standing idle at this event. The hands-on nature invites participation. Exhibitors are highlighting career opportunities through engaging, interactive activities.

ENTHUSIASTIC PEOPLE

Working professionals, excited to meet your students, have volunteered their time for this event. They love their jobs and want to share information on the skills and education needed to succeed.

ASK QUESTIONS

One of the best ways to learn about a job is to ask questions. The working professionals expect them from your students and are anxious to share their stories. Please remind your students to be respectful.

QUESTIONS TO ASK EMPLOYERS

No matter where your students are in their career quests, this is their opportunity to talk to working professionals. They are encouraged to ask questions about their career path, decisions to pursue such a job and what it takes to succeed.

As a starting point, below is a list of potential questions they may want to consider:

- What skills and education are required for your current position?
- What do you like most about your job? Least?
- When did you decide to pursue a career in this field?
- What other jobs did you consider?
- Describe a typical day on the job. What are your hours/days of work?
- What personal qualities or abilities are important to being successful in this job?
- Do you work alone or on a team most often?
- What can cause stress on this job?
- What is your perception of the job outlook for this career field?
- What are some of the surprises you have had in this job?
- Were you employed in another profession before taking this job? If so, why did you change professions?
- What kind of training do companies like yours provide incoming employees? What skills are you expected to have beforehand?
- What advice would you give someone considering the same career?



ROTATING THROUGH THE CAREER QUADRANTS

Your students will be spending 27 minutes in each career quadrant, with a few minutes in between to gather and move to the next one. Loud music will be played overhead, signaling it is time to move to the next quadrant with event volunteers. After the last quadrant, the students will be led to the exit area where their bus will be waiting.

SPEND TIME WISELY

Students are required to visit all four career quadrants, so they most likely will not have the time to visit every exhibitor. We strongly suggest your students review the list of occupations in this guide and note which ones they do not want to miss.

SOCIAL MEDIA

We encourage you and your students to share your experiences at the event with friends, family and others via social media, using #MiCareerQuestSE. Our social media contact information is on the back page. Everyone has access to our special SnapChat filters during the event.

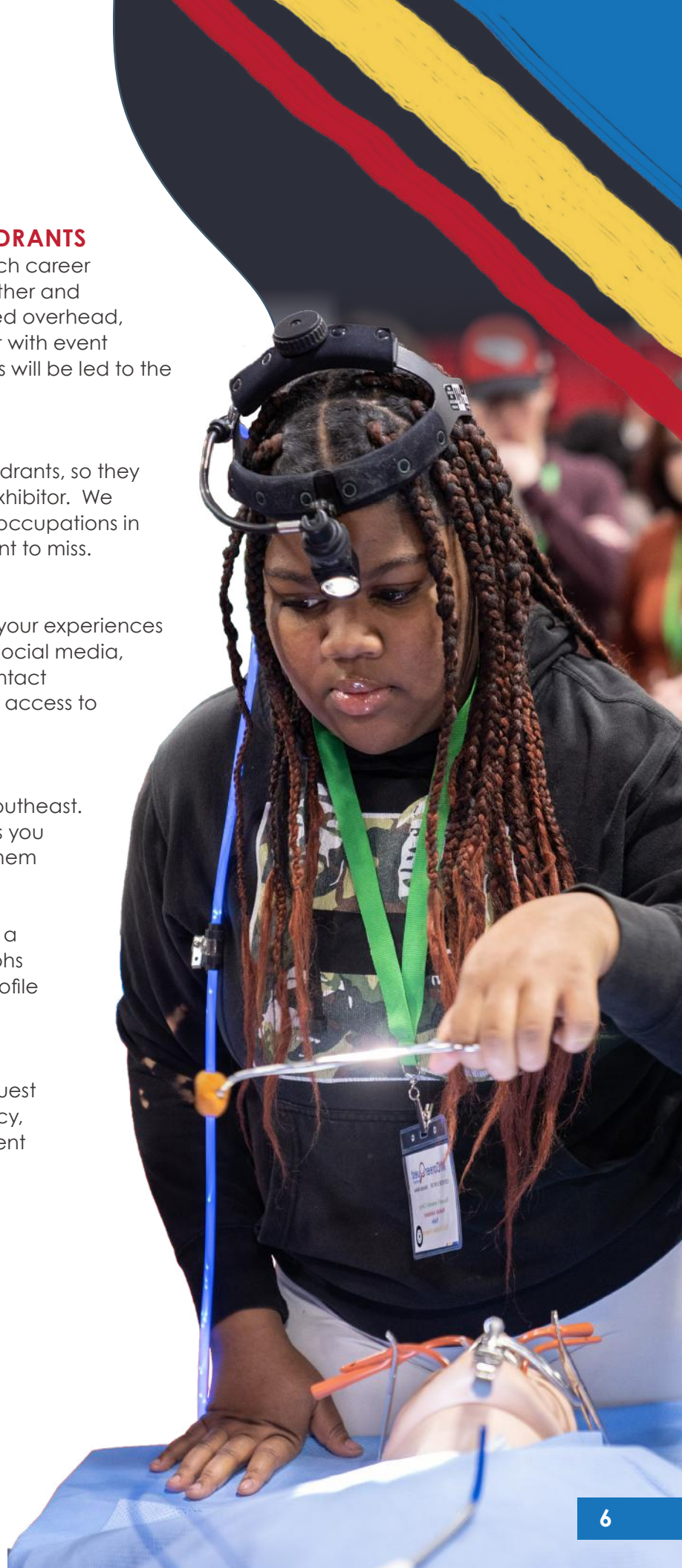
MEDIA

Local media will be covering MiCareerQuest Southeast. If a news reporter or photographer approaches you or your students, we encourage you to talk to them about the event and your impressions.

Please note, news media typically do not need a student's approval to be included in photographs or video footage used to cover a large, high-profile event such as this.

EMERGENCY PROCEDURES

Everyone's safety is a top priority at MiCareerQuest Southeast. In the unlikely event of an emergency, our law enforcement, our security team and event volunteers will quickly direct all participants on what to do.



Wrapping Up the Visit

EXIT

Once a session ends, students will be directed to the MiCareerQuest Southeast exit area, located on the west end of the building. Several large doors will be open to the parking lot where buses will be staged. Students and chaperones should leave the building immediately. Based on your group's lanyard sticker, volunteer staff will direct everyone to the right aisle where all of your district's buses will be parked.

POST-EVENT STUDENT SURVEYS

Students will be asked to complete a brief online survey within 24 hours after the event. The online address to access the survey is on the back of the lanyards. Students who include an email address will be entered into a drawing for a \$50 gift card.

POST-EVENT CHAPERONE SURVEYS

A more comprehensive post-event survey will be emailed to the chaperones listed for each school. Like the student feedback, chaperone input is very important to making the event better each year.

STUDENT CHOICE AWARDS

Students will be asked to identify their favorite hands-on exhibit in each quadrant when completing the post-event survey. The winners will be acknowledged later this year via social media and have bragging rights until the 2025 event!





Check List

BEFORE LEAVING FOR THE EVENT:

- ✓ If there is a significant change in the number of students attending the event, please email Brooklyn Frontiera at frontierab@oakgov.com
- ✓ Coordinate bus transportation to arrive at the Suburban Collection Showplace 20 minutes before the start of your session, if possible.
- ✓ Review the expectations for student behavior and provide an overview of the event with the students.
- ✓ Distribute lanyards and name tags to all students and staff members prior to getting on your bus.
- ✓ Review the exit plan from the event with students.

AT THE EVENT:

- ✓ Instruct the bus driver(s) to follow the directions provided by the parking lot volunteers.
- ✓ Exchange cell phone numbers with the bus driver(s) to facilitate communications during the departure.
- ✓ Be sure all students are wearing their lanyards; the color determines which career quadrant they start in.
- ✓ Students should visit each quadrant as a group.
- ✓ Look for event volunteers if you need assistance.
- ✓ Use social media to share the experience at MiCareerQuest Southeast with friends, family and others.

Occupations to be Showcased *(subject to change)*

ADVANCED MANUFACTURING

Additive Manufacturing Worker	CNC Machinist	Machine Operator	Service Technician
Application Engineer	Collision Repair Technician	Marine Technician	Systems Engineer
Augmented Reality Worker	Controls Engineer	Marine Trades Worker	Trackside Engineer
Augmented Reality Welder	Creative Designer	Mechanical Engineer	Virtual Reality MIG Welder
Automation Engineer	Data Analyst	Metrologist	Water Technician
Automotive Technician	Data Science Engineer	Millwright	Welder
Battery Engineer	Electrical Engineer	Plant Technician	
CAD Operator	Engine Builder	Robot Programmer	
Chemist	Engineer	Sculptor (Clay & Digital)	

CONSTRUCTION

Architectural Engineer	Customer Service Representative	Millwright	Survey Technician
Bricklayer	Drinking Water Systems Maintenance Mechanic	Plumber	Transportation Engineer
Carpenter	Electric Lineworker	Ready Mix Concrete Driver	Transportation Maintenance Worker
Civil Engineer	Electrical Contractor	Renewable Energy Technician	Transportation Technician
Commercial Roofer	Electrician	Rigger	VDC Engineer
Concrete Manager	Field Operator	Road Maintenance Operator	Water & Sewer Maintenance Operator
Construction Engineer	Gas Technician	Safety and VDC Manager	
Construction Safety Manager	Line Clearance Tree Trimming & Lineman	Sheet Metal Worker	
Construction Trade Apprentice		Sound, Communication & Data Management Installer	

HEALTH SCIENCES

Assistive Technology Specialist	Dispatcher	Nuclear Medicine Technologist	Radiographer
Athletic Trainer	Emergency Medical Technician	Nurse	Radiologic Technologist
Biomedical Engineer	Environmental Health & Safety Technician	Occupational Therapist	Radiologist
Central Processing Technician	Environmental Scientist	Occupational Therapy Assistant	Respiratory Therapist
Certified Registered Nurse Anesthetist	Exercise Scientist	Orthotist	Road Patrol Officer
Circulator Nurse	Firefighter	Patient Care Technician	Sonographer
Civil Engineer	Hydrologist	Phlebotomist	Speech Therapist
Community Registered Nurse	Lab Technician	Physical Medicine and Rehabilitation	Stormwater Management Professional
Corrections Officer	Mammographer	Physical Therapist	Support Services Technician
Customer Service Representative	Medical Assistant	Physical Therapist Assistant	Surgical Technician
Dental Assistant	Medical Laboratory Assistant	Physician Assistant	Surgical Technologist
Dental Hygienist	Medical Laboratory Scientist	Police Officer	Ultrasound Technician
Diagnostic Medical Sonographer	Medical Laboratory Technician	Prosthetist	Vet Tech
Dietitian	MRI Technologist	Prosthetist Assistant	Veterinary Technician
	Neuroscientist	Public Health Officer	Wastewater Treatment Operator
			Water Treatment Operator

TECHNOLOGY

3D Additive Manufacturing Technician	Electrical Engineering Technologist	IT Helpdesk Technician	Robotic Programmer
Automotive Technician	Electronics Repair Technician	IT Professional	Semiconductor Process Technician
Biomedical Engineer	Emergency Services Worker (Police, Fire, EMS and Dispatch)	Logistics Coordinator	Software Engineer
Civil Engineer	Environmental Engineer	Maintenance Technician	Special Agent
Computer Engineer	Environmental Scientist	Mechanical Drafter	Uniformed Division Officer
Computer Programmer	FBI Worker	Mechanical Engineer	XR Developer
Diesel Technician	Geologist	Mechatronics	
Electrical Engineer		Process Engineer	
		Programmer	

Thank You to Our Sponsors *(as of Oct. 8, 2024)*

PRESENTING



GOLD



SILVER



BRONZE

City of Novi
City of Southfield
Consumers Energy
Detroit Plumbers Local 98

DTE Energy
Great Lakes Water Authority
Michigan Energy Workforce Development Consortium- Michigan Chamber Foundation
PHINIA

SUPPORTER

Automation Alley
Michigan Association of Nurse Anesthetists
Michigan Statewide Carpenters and Millwrights

Michigan Manufacturing Technology Center
Oakland County Business Finance Corporation

For more information:
OakGov.com/MiCareerQuestSE

 MiCareerQuestSE

 @OaklandMIWorks

 @oaklandmiworks

Questions? Email:

MiCareerQuestSE@oakgov.com