



September 21, 2023

RESOLUTION #2023-2957 _ 23-140

Sponsored By: Gwen Markham

Fiscal Services - FY 2024 General Appropriations Act and 2024 County General Property Tax Rates

Chair and Members of the Board:

WHEREAS in accordance with the provisions of Public Act 139 of 1973, the Unified Form of County Government Act, and Public Act 621 of 1978 (as amended by P.A. 493 of 2000), the Uniform Budgeting and Accounting Act for Local Government, it is the responsibility of the Oakland County Board of Commissioners to establish and adopt the annual County Budget; and

WHEREAS the Finance Committee has reviewed in detail the County Executive's Fiscal Year 2024 Budget Recommendation and received budget information from all County Departments; and

WHEREAS the Finance Committee, after due deliberation, has formulated a Recommended General Appropriations Act balancing total appropriations with available resources at \$1,066,383,670 for Fiscal Year 2024, a summary of which was included in the Notice of Public Hearing published in newspapers of general circulation; and

WHEREAS the further intent of this resolution is to maintain a budgetary system for the County of Oakland on the same basis of accounting (generally accepted accounting principles) as the actual financial information is maintained; to define the powers and duties of the County's officers in relation to that system; to designate the Chief Administrative Officer and Fiscal Officer; and to provide that the Board of Commissioners and committees thereof, as well as the Fiscal Officer, shall be furnished with information by the departments, boards, commissions and offices relating to their financial needs, revenues and expenditures/expenses, and general affairs; to prescribe a disbursement procedure, to provide for an allotment system; and to provide remedies for refusal or neglect to comply with the requirements of this resolution; and

WHEREAS the Circuit Court Mediation Fund (Miscellaneous Resolution #90177) is used to cover the total cost of Attorney Mediators, with the balance to be used for enhancement of Court operations as requested by the Court and approved by the Board of Commissioners; and

WHEREAS the Board of Commissioners supports the concept of cultural diversity training for Oakland County employees and requires all supervisory, division manager and director level employees to attend cultural diversity training.

NOW THEREFORE BE IT RESOLVED the Oakland County Board of Commissioners does hereby adopt and amend the Fiscal Year 2024 General Appropriations Act recommended by the Finance Committee as advertised and placed in the Clerk's Office for public inspection.

BE IT FURTHER RESOLVED that funds from the Civil Mediation Account (10100-240201) be utilized to cover the total costs incurred in Fiscal Year 2024 for the Civil Mediation Program.

BE IT FURTHER RESOLVED that the following policy, as codified per Miscellaneous Resolution #20113, specifies the administration of the Delinquent Tax Revolving Fund:

1. The Delinquent Tax Revolving Fund (DTRF) was established in accordance with the provisions of Public Act 206 of 1893 (as amended) for the purpose of paying local taxing units within the County their respective shares of delinquent ad valorem real property taxes, in anticipation of the collection of those taxes by the County Treasurer. This policy statement, which encompasses the precept of self-funding, ensures that utilization of unrestricted DTRF funds does not impair the functional intent or operational success of the DTRF as originally established.
2. To that end, at no time shall funds be diverted from the DTRF that would cause the unrestricted balance to fall below a level that would assure a prompt payment of all current and future outstanding General Obligation Limited Tax Notes, as well as assure the continued operation of the DTRF as specified in the preceding paragraph.
3. Penalties and investment interest generated by the DTRF may be transferred, in whole or in part, to the General Fund of the County upon majority vote of the Board of Commissioners so long as such transfer(s) meets the provisions of paragraph #2 above.
4. Any and all appropriations from unrestricted DTRF funds, excepting penalties and investment interest, shall be limited to onetime expenditures, as opposed to recurring operations.
5. Unless otherwise specified, appropriations from the DTRF shall be considered long- or short-term advances (with specific time frames detailed in the authorizing resolution), to be repaid with interest as specified below.
6. Any appropriations from unrestricted DTRF funds, excepting penalties and investment interest, not considered advances to be repaid within a time certain shall require a two-thirds majority vote of the Board of Commissioners.
7. All appropriations from unrestricted DTRF funds considered to be advances to be repaid within a time certain shall require a majority vote of the Board of Commissioners.
8. Terms and conditions of any and all:
 - a. Interest on each payment will be based on the average monthly rate paid during the term of the agreement by the agent of the DTRF for that year's outstanding borrowing, or
 - b. In the event no borrowing occurs for the DTRF, principal and interest payments will be made in accordance with the previously established "Loan of County Funds Policy" (Miscellaneous Resolution #89276) which requires Board approval of repayment terms at an interest rate no less than the prevailing six-month Treasury Bill rate and that such rates shall be computed and compounded quarterly.
9. Pursuant to MCL 211.78m(8), following the settlement of each preceding year's foreclosure sale, but not later than June 30th, the County Treasurer shall submit a written report to the Board of Commissioners identifying any remaining balance available following the settlement and detailing all costs associated with the administration of the Delinquent Tax Revolving Fund. All or a portion of any remaining balance, less any contingent costs of title or other legal claims described in subdivisions (a) through (f), of the Act may subsequently be transferred into the general fund of the county by the Board of Commissioners.

BE IT FURTHER RESOLVED that \$5,000,000 in DTRF interest earnings will be transferred to the General Fund to support General Fund/General Purpose activities.

BE IT FURTHER RESOLVED that indirect cost charges will be billed by the General Fund to the DTRF, in accordance with Oakland County's approved Central Services Indirect Cost Allocation Plan.

BE IT FURTHER RESOLVED that approximately \$5,600,000, or 40 percent, of the \$14,000,000

convention facility tax revenues distributed by the State to Oakland County under the authority of the State Convention Facility Development Act, P.A. 106 of 1985, as amended, be earmarked for substance abuse prevention and treatment programs.

BE IT FURTHER RESOLVED that the Oakland County Board of Commissioners, in accordance with the requirements of Public Act 214 of 1899, as amended, authorizes that .0004 mills Current Property Tax Levy be designated for the purpose of funding Veterans' Services Soldier Relief.

BE IT FURTHER RESOLVED that, following the finalization of the 2024 Oakland County Equalization Report, each Supervisor of the various townships and Assessing Officers of the several cities of Oakland County will be provided the County General Property Tax Levy millage rate to spread on their respective township or city tax rolls for the year 2024. The millage rate will be no greater than 3.9686 mills. This budget includes an estimated millage rate of 3.9388 mills.

BE IT FURTHER RESOLVED that, following the finalization of the 2024 Oakland County Equalization Report, each Supervisor of the various townships and Assessing Officers of the several cities of Oakland County will be provided the County Parks and Recreation Tax Levy millage rate to spread on their respective township or city tax rolls for the year 2024. The millage rate will be no greater than 0.3431 mills. This budget includes an estimated millage rate of 0.3431 mills.

BE IT FURTHER RESOLVED that, following the finalization of the 2024 Oakland County Equalization Report, each Supervisor of the various townships and Assessing Officers of the several cities of Oakland County will be provided the County Public Transportation Tax Levy millage rate to spread on their respective township or city tax rolls for the year 2024. The millage rate will be no greater than 0.9500 mills. This budget includes an estimated millage rate of 0.9500 mills.

BE IT FURTHER RESOLVED that the Equalization Officer perform the function of Equalization Director including the examination of the assessment rolls of the several townships and cities within Oakland County to ascertain whether the real and personal property in the respective townships and cities has been equally and uniformly assessed at 50% of true cash value and to make recommendation to that fact to the County Board of Commissioners.

BE IT FURTHER RESOLVED that:

1. The County Executive is hereby designated the Chief Administrative Officer of the County of Oakland and, further, that the Chief Financial Officer shall perform the duties of the Fiscal Officer as specified in this resolution.
2. The Fiscal Officer shall provide an orientation session and instructions for preparing department budget requests. These instructions shall include information that the Fiscal Officer determines to be useful and necessary to assure that the budgetary estimates of the agencies are prepared in a consistent manner and the needs of the Board of Commissioners and Committees are met.
3. Any offices, departments, commissions, and boards of the County of Oakland financed in whole or in part by the County of Oakland shall transmit to the Fiscal Officer their estimates of the amounts of money required for each activity in their respective agencies, as well as their estimate of revenues that will be generated from charges for services. They shall also submit any other information deemed relevant by the Fiscal Officer and/or the Board of Commissioners and committees thereof.
4. The Fiscal Officer shall provide guidelines to be used by the offices, departments, commissions and boards of the County of Oakland in submitting their budget estimates and shall prescribe the rules and regulations the Fiscal Officer deems necessary for the guidance of officials in preparing such budget estimates. The Fiscal Officer may require that the

estimates be calculated on the basis of various assumptions regarding level of service. The Fiscal Officer may also require a statement for any proposed expenditure and a justification of the services financed.

5. The Fiscal Officer shall prepare estimates of revenue for each budgeted fund, classified to show in detail the amount expected to be received from each source. Estimates of expenditures and revenues shall also be classified by character, object, function and activity consistent with the accounting system classification.
6. The Fiscal Officer shall review the agency estimates with a representative from each agency of the County of Oakland that has submitted such estimates. The purpose of the review shall be to clarify the estimates, ensure the accuracy, and to determine their adherence to the policies previously enumerated by the Fiscal Officer and the Board of Commissioners or committees thereof as herein required.
7. The Fiscal Officer shall consolidate the estimates received from the various agencies together with the amounts of expected revenues and shall make recommendations relating to those estimates which shall assure that the total of estimated expenditures including an accrued deficit does not exceed the total of expected revenues including an unappropriated surplus.
8. The recommended budget shall include at least the following:
 - a. Expenditure data for the most recently completed fiscal year and estimated expenditures, or amended budget, for the current fiscal year,
 - b. An estimate of the expenditure amounts required to conduct, the government of Oakland County, including its budgetary centers,
 - c. Revenue data for the most recently completed fiscal year and estimated revenues, or amended budget, for the current fiscal year,
 - d. An estimate of revenues, by source, to be raised or received by Oakland County in the ensuing fiscal years,
 - e. The amount of surplus or deficit from prior fiscal years, together with an estimate of the amount of surplus or deficit expected in the current fiscal year,
 - f. An estimate of the amount needed for deficiency, contingent or emergency purposes and the amounts needed to pay and discharge the principal and interest of the debt of Oakland County due in the ensuing fiscal years,
 - g. The amount of proposed capital outlay expenditures, except those financed by enterprise, capital projects, or internal service funds, including the estimated total costs and proposed method of financing of each capital construction project and the projected additional annual operating cost and the method of financing the operating costs of each capital construction project for three (3) years beyond the fiscal year covered by the budget,
 - h. An informational summary of projected revenues and expenditures/expenses of any capital projects, internal service, and enterprise funds,
 - i. A comparison of the revenue and expenditure amounts in the recommended budget to the most recently approved budget adopted by the Board of Commissioners with appropriate explanation of the variances,
 - j. Any other data relating to fiscal conditions that the Fiscal Officer or the Board of Commissioners or committees thereof consider to be useful in evaluating the financial needs of the County.
9. Not less than ninety (90) days before the next succeeding fiscal year, the County Executive shall transmit the recommended budget to the County Board of Commissioners. The recommended budget shall be accompanied by:
 - a. A proposed general appropriations measure, consistent with the budget, which shall set forth the anticipated revenue and requested expenditure/expense authority in such form and in such detail deemed appropriate by the Board of Commissioners or committees thereof. No appropriations measure shall be submitted to the Board of

Commissioners in, which estimated total expenditures/expenses, including an accrued deficit, exceed estimated total revenues, including an available surplus.

- b. A budget message which shall explain the reasons for increases or decreases in budgeted items compared with the current fiscal year, the policy of the County Executive as it relates to important budgetary items, and any other information that the County Executive determines to be useful to the Board of Commissioners in its consideration of proposed appropriations.
 - c. A comparison of the recommended budget to the most recently approved current year budget, together with an analysis and explanation of the variances there from, such variances being divided to show the portion attributable to the current year budget amendments and the portion resulting from the recommended budget.
10. The County Board of Commissioners, or any committee thereof, may direct the County Executive and/or other elected officials to submit any additional information it deems relevant in its consideration of the budget and proposed appropriations measure. The Board of Commissioners or the committees thereof may conduct budgetary reviews with the Fiscal Officer, and/or County departments and divisions or agencies, etc., for the purpose of clarification or justification of proposed budgetary items.
 11. The County Board of Commissioners may revise, alter, or substitute for the proposed general appropriations measure in any way, except that it may not change it in a way that would cause total appropriations, including an accrued deficit, to exceed total estimated revenues, including an unappropriated surplus. An accrued deficit shall be the first item to be resolved in the general appropriations measure.
 12. The County Board of Commissioners shall fix the time and place of a public hearing to be held on the budget and proposed appropriations measure. The Clerk/Register shall then have published, in a newspaper of general circulation within the County of Oakland, notice of the hearing and an indication of the place at which the budget and proposed appropriations measure may be inspected by the public. This notice must be published at least seven days before the date of the hearing.
 13. No later than September 30, the Board of Commissioners shall pass a general appropriations measure providing the authority to make expenditures and incur obligations on behalf of the County of Oakland. The supporting budgetary data to the general appropriations measure shall include at least the following:
 - a. Expenditure data for the most recently completed fiscal year,
 - b. The expenditures budget as originally adopted by the Board of Commissioners for the current fiscal year,
 - c. The amended current year appropriations,
 - d. An estimate of the expenditure amounts required to conduct, the government of Oakland County, including its budgetary centers,
 - e. Revenue data for the most recently completed fiscal year and estimated revenues, or amended budget, for the current fiscal year,
 - f. Budgeted revenue estimates as originally adopted by the Board of Commissioners for the current fiscal year,
 - g. The amended current year Budgeted revenues,
 - h. An estimate of revenues, by source, to be raised or received by Oakland County in the ensuing fiscal year,
 - i. The amount of surplus or deficit from prior fiscal years, together with an estimate of the amount of surplus or deficit expected in the current fiscal year,
 - j. An estimate of the amount needed for deficiency, contingent on emergency purposes, and the amounts needed to pay and to discharge the principal and interest of the debt of Oakland County due in the ensuing fiscal year,
 - k. The amount of proposed capital outlay expenditures, except those financed by enterprise, capital project, or internal service funds, including the estimated total

costs and proposed method of financing of each capital construction project and the projected additional annual operating cost and the method of financing the operating costs of each capital construction project for three (3) years beyond the fiscal year covered by the budget,

- I. An informational summary of projected revenues and expenditures/expenses of capital projects, internal service, and enterprise funds,
 - m. Any other data relating to fiscal conditions that the Board of Commissioners considers to be useful in considering the financial needs of the County,
 - n. Printed copies of the Board of Commissioners Adopted Budget, Financial Plan or any facsimile thereof shall contain all of the above data unless otherwise approved by the Board of Commissioners,
14. The Board of Commissioners may authorize transfers between appropriation items by the County Executive or Fiscal Officer within limits stated in the appropriations measure. In no case, however, may such limits exceed those provided for in paragraph #22 and #23 of this resolution.
15. A deviation from the original general appropriations measure shall not be made without first amending the general appropriations measure through action by the Board of Commissioners, except within those limits provided for in paragraph #16 of this resolution.
16. Appropriations accumulated at the following three summary levels of expenditure within each County Department will be deemed maximum authorization to incur expenditures: Personnel Expenditures, Operating Expenditures, and Internal Support Expenditures. The County Executive and the Fiscal Officer shall exercise supervision and control of all budgeted expenditures within these limits, holding expenditures below individual line-item appropriations or allowing overruns in individual lineitems providing that at no time shall the net expenditures exceed the total appropriation for Personnel and Operating Expenditures, respectively, for each department as originally authorized or amended by the Board of Commissioners. Further, Personnel Expenditures are authorized only for positions specifically authorized pursuant to this Act as adopted and amended by Board of Commissioner resolution, and appropriated overtime, holiday overtime, on-call pay, shift premium summer help, emergency salaries, and any adjustments required by collective bargaining agreements. The Fiscal Officer shall submit to the Finance Committee a quarterly listing of new governmental funded appropriations and internal service fund line items created administratively which were not properly classifiable. Line-item detail, division, unit or cost center detail and allotments, which provide a monthly calendarization of annual appropriations, as deemed necessary by the Fiscal Officer shall be maintained and utilized as an administrative tool for management information and cost control. The Fiscal Officer shall not approve any expenditure beyond that necessary to accomplish stated program or work objectives authorized in the general appropriation measure as originally approved unless amended, in which case the amendment takes precedence.
17. In order to amend the General Appropriations Act the amendment must specifically identify the fund, department, division, unit, program, and account affected by the amendment. Additionally, if the amendment increases an appropriation, the source of funding for that additional appropriation, whether an increase in revenue or an offsetting decrease in expenditure, must be presented as part of the amendment.
18. The Fiscal Officer shall maintain, for all budgeted funds, appropriation ledger accounts in which are to be recorded such expenditure encumbrances and obligations for the future payment of appropriated funds as the Fiscal Officer may approve.
19. Each purchase order, contract or payment of Oakland County shall specify the funds and appropriation designated by number assigned in the accounting system classification from which it is payable and shall be paid from no other fund or appropriation. The necessary amount of the appropriation from such account shall be transferred pursuant to the provisions of this resolution to the appropriate general appropriation account and the expenditure then charged thereto.

20. No obligation shall be incurred against, and no payment shall be made from, any appropriation account unless there is a sufficient unencumbered balance in the appropriation and sufficient funds are or will be available to meet the obligation. All capital projects funded from the Capital Improvement Fund shall require approval of the Board of Commissioners on recommendation of the appropriate liaison committee prior to initiation of the project. Pursuant to M.R. #15231, projects under \$30,000 can be administratively approved by both the Director of Facilities Management and the Fiscal Officer (or designee) if funding is available and any transfers required are to be included in the subsequent quarterly forecast report. Any obligation incurred or payment authorized in violation of this resolution shall be void and any payment so made illegal except those otherwise ordered by court judgment or decree.
21. The Fiscal Officer, after the end of each quarter, shall transmit to the Board of Commissioners a report depicting the financial condition of budgeted operations, including, but not limited to:
 - a. A forecast of actual revenues by major source compared with budgeted revenues accompanied by an explanation of any significant variances,
 - b. A forecast of actual expenditures and encumbrances by department compared with authorized appropriations accompanied by an explanation of any significant variances, and
 - c. A forecast of actual expenditures, encumbrances and transfers from each of the several non-departmental appropriations accounts compared with authorized appropriations accompanied by an explanation of any significant variances.
22. Direct expenditure and/or transfers of any unencumbered balance or any portion thereof in any appropriation for transfer account to any other appropriations account may not be made without amendment of the general appropriation measure as provided for in this resolution, except that transfers within and between budgeted funds and departments may be made by the Fiscal Officer in the following instances:
 - a. Overtime appropriations may be transferred between divisions within a department at the request of the Department Head, if authorized by the Fiscal Officer or his/her designee.
 - b. Transfers may be made from the non-departmental appropriation accounts for Maintenance Department Charges and Miscellaneous Capital Outlay to the appropriate departmental budget as specific requests for these items are reviewed and approved by the Fiscal Officer or his/her designee.
 - c. Fringe benefit rates shall be established annually in the budget process to charge all General Fund/General Purpose, Special Revenue and Proprietary funds for actual employer fringe benefit costs. Such rates shall be sufficient to meet all fringe benefit costs including sick leave and annual leave accumulations, tuition reimbursement, employee training, retirees' medical, required debt service on the Retiree Health Care Refunding bonds pursuant to M.R. #12299 and M.R. #13280, and retirement administration. All funds collected for Retirement, Tuition Reimbursement, Social Security (FICA), Medical for active and retired employees, Disability, Dental, Optical, and Life and Accident Insurance shall be transferred to the Employee Fringe Benefit Fund as established by Miscellaneous Resolution #81312. Sufficient funds shall be maintained in the Employee Fringe Benefit Fund liability account for sick leave and annual leave to cover the accumulated liability at an amount equal to 50% of the sick leave accumulation and 100% of the annual leave accumulation, including applicable Social Security (FICA) taxes thereon. All funds collected by Workers' Compensation and Unemployment Compensation shall be transferred to the Fringe Benefit Fund as established by Miscellaneous Resolution #81012 and modified by Miscellaneous Resolution #96024.
 - d. The transfer of funds to the Capital Improvement Fund/Building Improvement Fund shall be made in accordance with the appropriation authorized by the Board of Commissioners.

- e. Transfers (advances) may be made as necessary from the Drain Revolving Fund to Drain Construction Funds and Drain Maintenance Funds as short-term advances for costs incurred such as preliminary engineering fees and ongoing maintenance costs. Costs incurred by Drain Maintenance Funds and Drain Construction Funds will be repaid by the Drain Fund through assessments. Specific requests will be reviewed and approved by the Fiscal Officer or his/her designee.
23. The Board of Commissioners may make supplemental appropriations by amending this general appropriations measure as provided by this resolution, provided that revenues in excess of those anticipated in the original general appropriations measure become available due to:
- a. An unobligated surplus from prior years becoming available;
 - b. Current year revenue exceeding original estimate in amounts sufficient enough to finance increased appropriations. The Board of Commissioners may make a supplemental appropriation by increasing the dollar amount of an appropriation item in the original general appropriations measure or by adding additional items. At the same time the estimated amount from the source of revenue to which the increase in revenue may be attributed shall be increased, or other source and amount added in a sum sufficient to equal the supplemental expenditure amount. In no case may such appropriations cause total estimated expenditures, including an accrued deficit, to exceed total estimated revenues, including an unappropriated surplus.
24. Whenever it appears to the County Executive or the Board of Commissioners that actual and probable revenues in any fund will be less than the estimated revenues upon which appropriations from such fund were based, the County Executive shall present to the Board of Commissioners recommendations which, if adopted, will prevent expenditures from exceeding available revenues for the current fiscal year. Such recommendations shall include proposals for reducing appropriations, increasing revenues, or both. After receiving the recommendations of the County Executive for bringing appropriations into balance with estimated revenues, the Board of Commissioners shall amend the general appropriations measure to reduce appropriations or shall approve such measures necessary to provide revenues sufficient to equal appropriations, or both.
25. All appropriations are annual and the unexpended portion shall lapse at year-end. Encumbrances and appropriations carried forward shall be recorded as an assigned fund balance, and the subsequent year's budget amended to provide authority to complete these transactions. A status report on Appropriations Carried Forward, as required by Miscellaneous Resolution #93156, will be incorporated as an integral part of the ensuing year's Second Quarter Financial Forecast for the purposes of determining their continuation for the remainder of the year. The recommended year-end budget amendment shall be supported with a statement of revenues and expenditures and operating surplus or deficit which shall contain the following data:
1. budget as adopted;
 2. budget amendments;
 3. budget as adjusted;
 4. revenues and expenditures, operating surplus or deficit;
 5. accrued revenue and expenditures;
 6. transfers;
 7. total revenues and expenditures and transfers, operating surplus or deficit, including accruals and transfers;
 8. encumbrances;
 9. appropriations carried forward;
 10. total revenues and appropriations utilized, operating surplus or deficit, including encumbrances and appropriations carried forward;

11. balance of revenues not collected, unencumbered appropriation balance, operating surplus or deficit;
 12. detail of adjustments to designated and undesignated fund balance, detail of adjustment to reserves and/or any other utilization of surplus;
 13. final surplus or deficit or undesignated fund balance carried forward to the subsequent year's budget.
26. A member of the Board of Commissioners, the County Executive, any elected officer, the Fiscal Officer, any other administrative officer or employee of Oakland County shall not:
1. create a debt, incur a financial obligation on behalf of the County against an appropriation account in excess of the amount authorized,
 2. apply or divert money of the County for purposes inconsistent with those specified in this general appropriations measure as approved and amended by the Board of Commissioners, nor
 3. forgive a debt or write off an account receivable without appropriate authorization of the Board of Commissioners, as described in Miscellaneous Resolution #93135 (Bad Debt Write-Off Policy) and Miscellaneous Resolution #12048 (Short Sale Policy). Specifically, application of the foregoing Bad Debt Write-Off Policy shall be invoked for all amounts in excess of \$1,000; transactions of a lesser amount shall be considered within the administrative authority of the Fiscal Officer or his/her designee. Application of the foregoing Short Sale policy may be invoked to allow the County to consider less than the balance owed on an Oakland County home improvement loan in a proposed sale of property, unless prohibited by Federal Regulations, as determined by the Manager of the Oakland County Neighborhood and Housing Development (formerly Community Home and Improvement) Division or his/her designee. Furthermore, the Fiscal Services Division must submit to the Board of Commissioners, as part of the quarterly financial report, a listing of all bad debt write offs (including short sales) occurring during the preceding three months. In addition, transactions relating to Inmate Prisoner Billings which are billed in excess of ability to pay are hereby authorized to be adjusted in accordance with Public Act 212 of 1994 with the resultant amount of the write-off subsequently reported to the Board of Commissioners as part of the Quarterly Financial Report. Also, within the administrative authority of the Fiscal Officer and with the general approval of the Court, Circuit Court and Probate Court financial orders for \$2,500 or less may be reduced and amended by the Fiscal Services Division based on an individual's ability to pay. Waiver of fees in excess of \$2,500 shall require the approval of the Court. Except as otherwise stated in the General Appropriations Act, funds shall not be expended without specific appropriation or other appropriate action by the Board of Commissioners from fund equity; from balance sheet accounts for the purchase of fixed assets not cited in paragraph 26 of the General Appropriations Act, non-routine prepaid items or non-routine obligations related to a specific appropriation; or from funds not budgeted.
27. All Internal Service Fund budgets that have depreciable assets shall have a capital budget with detail supporting the amount of annual depreciation therein included, as well as a fiscal plan for replacing, upgrading, or disposing of those assets.
28. The budgetary system shall be maintained on the same basis of accounting (generally accepted accounting principles) as the actual financial information is maintained.
29. Any violation of the general appropriations measure by the County Executive, the Fiscal Officer, any administrative officer, employee or member of the Board of Commissioners detected through application of generally accepted accounting procedures utilized by Oakland County or disclosed in an audit of the financial records and accounts of the County shall be filed with the State Treasurer and reported by the State Treasurer to the Attorney General. Pursuant to Public Act 621 of 1978, the Uniform Budgeting Act, the Attorney General shall

review the report and initiate appropriate action against the person or persons in violation. For use and benefit of the County of Oakland, the Attorney General or Prosecuting Attorney may institute a civil and/or criminal action in a court of competent jurisdiction for the recovery of County funds disclosed by an examination to have been illegally expended or collected as a result of malfeasance, and for the recovery of public property disclosed to have been converted or misappropriated.

30. The provisions of this act shall be applied to the General Fund and all Special Revenue and Proprietary Funds of the County, including Enterprise Funds and Internal Service Funds.
31. The Board of Commissioners adopted a leased vehicle policy per Miscellaneous Resolution #93230 which was amended by Miscellaneous Resolution #94257 and then superseded by Miscellaneous Resolution #19004 requires requests for additional new vehicles (other than replacements of existing vehicles previously approved by the Board of Commissioners) shall, upon affirmative recommendation of the County Executive, be submitted annually to the Legislative Affairs and Government Operations Committee to include any significant changes in the County Leased Vehicle Program. The FY 2024 budget includes a transfer from the Airport Fund, Parks Fund and the Water Resources Commissioner to Motor Pool Fund that reflects an expansion of the County's fleet:
 - a. Airport includes \$25,000 for one (1) Chevy Equinox.
 - b. Parks includes \$250,000 for (1) Savanna 15 Passenger Van, (2) Chevy Colorado Crew Cab 4WD, and (2) Chevy Silverado with utility box 4WD
 - c. Water Resources Commissioner includes \$42,000 for one (1) 2500 Sierra Pickup Truck.
32. The Board of Commissioners adopted a Professional Services Contract Authorization policy per Miscellaneous Resolution #19346 that requires approval of the Board of Commissioners for Professional Service contracts in excess of \$250,000. The policy also requires Board of Commissioners approval for Professional Services contracts in excess of \$100,000 that were awarded through a process other than full and open competition, such as a single or sole source process. A list of Professional Services by department is included in the budget document.
33. The Board of Commissioners adopted Miscellaneous Resolution #22135 to establish the Oakland County Housing Trust Fund. The resolution authorized a \$2,000,000 annual appropriation transfer from the General Fund (#10100) to the Housing Trust Fund (#21400) which is sourced from a portion of the State Revenue Sharing revenue dollars.

BE IT FURTHER RESOLVED that as a condition of continuing debt covenants the Department of Management and Budget and Treasurer's Office are hereby directed to take any and all ministerial actions that may be necessary to facilitate the payment of the principal and interest on all debt obligations that have been authorized through separate action by the Board of Commissioners and the payment of all other obligations.

BE IT FURTHER RESOLVED the FY 2024-2026 Finance Committee Recommended Budget, presented on September 21, 2023, be amended to appropriate funding in the amount of \$2,000,000 to the General Fund/General Purpose Non-Departmental Transfers (909) Road Comm Tri-Party Account (740135) for the Tri-Party Road Improvement Program with the intended purpose to assist Oakland County's cities, villages and townships with the construction, maintenance and repair of roads under the supervision, direction and control of the Road Commission for Oakland County (RCOC). Release of funding for program appropriation will require a separate resolution.

BE IT FURTHER RESOLVED the FY 2024-2026 Finance Committee Recommended Budget, presented on September 21, 2023, be amended to assign \$2,000,000 with the FY 2023 Year End Report from Assigned Fund Balance Strategic Investment Plan (GL Account 383554) to the Township

Special Assessment District Road Repair Partnership Program Assigned Fund (GL Account) for Township subdivision road repairs in partnership with the Oakland County Road Commission. Fund Balance Assignments require a separate resolution for program appropriation.

BE IT FURTHER RESOLVED the FY 2024-2026 Finance Committee Recommended Budget, presented on September 21, 2023, be amended by appropriating \$2,000,000 from Assigned Fund Balance Strategic Investment Plan (GL Account 33554) to the General Fund/General Purpose Non-Departmental Transfers (909) Local Road Funding Program Account (740085) for the Local Road Improvement Matching Program with the intended purpose to continue an effective means of economic development and improve the overall quality of life for Oakland County Residents. Release of funding for program appropriation will require a separate resolution.

BE IT FURTHER RESOLVED the FY 2024-2026 Finance Committee Recommended Budget, presented on September 21, 2023, be amended to adjust the Non-Departmental budget by \$850,000 for FY 2024 to decrease Drain Assessments Current expenditure line item account (#740044) and offset by a decrease of \$825,000 to the FY 2024 Planned Use of Fund Balance revenue line item account (#665882), and an increase of \$25,000 to the FY 2024 Transfers Out expenditure line item account (#788001) for the Safer Communities Fund; further, to assign with the FY 2023 Year End Report in Assigned Fund Balance accounts the following: \$725,000 for Taser Replacement Program and \$100,000 for Audits of Performance Contracts. Fund Balance assignments require a separate resolution for appropriation.

BE IT FURTHER RESOLVED the FY 2024-2026 Finance Committee Recommended Budget, presented on September 21, 2023, be amended to approve the Animal Care Center 2024 – 2026 Fee Schedule and appropriate an increase of \$275,000 in the Public Services Department, Animal Control Division - Sale of Licenses revenue line-item account (#631988) with a corresponding increase in the Non-Departmental Transfers Contingency expenditure line-item account (#730359).

Chair, the following Commissioners are sponsoring the foregoing Resolution: **Gwen Markham**.



David Woodward, Commissioner

Date: September 21, 2023



David Coulter, Oakland County Executive

Date: September 22, 2023



Lisa Brown, County Clerk / Register of Deeds

Date: September 26, 2023

COMMITTEE TRACKING

2023-09-06 Finance - Recommend to Board

2023-09-21 Full Board - Adopt, as Amended

Motioned by Commissioner Gwen Markham seconded by Commissioner Michael Spisz to adopt as amended the attached Resolution: FY 2024 General Appropriations Act and 2024 County General Property Tax Rates.

Yes: David Woodward, Michael Spisz, Karen Joliat, Kristen Nelson, Christine Long, Robert Hoffman, Philip Weipert, Gwen Markham, Angela Powell, Marcia Gershenson, Janet Jackson, Yolanda Smith Charles, Charles Cavell, Brendan Johnson, Ajay Raman (15)

No: None (0)

Abstain: None (0)

Absent: William Miller III, Gary McGillivray, Michael Gingell, Penny Luebs (4)

Passed

ATTACHMENTS

1. FY 2024-FY 2026 County Executive Recommended Budget
 2. FY 2024-FY 2026 Finance Committee Amendments
-

STATE OF MICHIGAN)
COUNTY OF OAKLAND)

I, Lisa Brown, Clerk of the County of Oakland, do hereby certify that the foregoing resolution is a true and accurate copy of a resolution adopted by the Oakland County Board of Commissioners on September 21, 2023, with the original record thereof now remaining in my office.

In Testimony Whereof, I have hereunto set my hand and affixed the seal of the Circuit Court at Pontiac, Michigan on Thursday, September 21, 2023.



Lisa Brown, Oakland County Clerk / Register of Deeds



DAVID COULTER
OAKLAND COUNTY EXECUTIVE

RECOMMENDED BUDGET

**FISCAL YEAR 2024 – FISCAL YEAR 2026 BUDGET
AND
GENERAL APPROPRIATIONS ACT**

Prepared by the Department of Management and Budget – Kyle I. Jen, Director

July 1, 2023

TABLE OF CONTENTS

<u>Description</u>	<u>Page Number</u>
Introduction	
County Executive Budget Message	1
Oakland County Long Term Revenue Expense Forecast (FY 2027 – FY 2028).. Introduction -	25
General Information	
General Appropriations Act.....	27
Financial/Budgetary Information.....	39
Budget Summary.....	49
Revenue Summary	52
Revenue Descriptions	55
Expenditure Summary	60
Salary and Position Information	
Countywide Organization Chart	65
Report on Tuition and Class/Rate Change Budgets.....	66
Summary of Position Requests, Transfers, and Reclassifications	68
Organizational Charts/Position Salary and Position Summaries	
Position History	85
Countywide Organizational Chart	89
Circuit Court	90
District Courts.....	98
Probate Court	104
Prosecuting Attorney	105
Sheriff	110
County Clerk/Register of Deeds	122
Treasurer	127
Board of Commissioners.....	131
Parks and Recreation	133
Water Resource Commissioner.....	142
County Executive Departments	147
County Executive Administration.....	148
Management & Budget	155
Facilities Management.....	166

TABLE OF CONTENTS

<u>Description</u>	<u>Page Number</u>
Human Resources	171
Health and Human Services.....	176
Public Services.....	188
Information Technology	194
Economic Development and Community Affairs.....	199
Emergency Management & Homeland Security	207
Public Communications Department.....	210
General Fund/General Purpose Operations	
Circuit Court	211
District Courts.....	225
Probate Court	242
Prosecuting Attorney	250
Sheriff	260
County Clerk/Register of Deeds	288
Treasurer	304
Board of Commissioners.....	307
Water Resource Commissioner.....	310
County Executive Department Summary	313
County Executive – Administration.....	316
Compliance Office.....	318
Diversity, Equity, and Inclusion	320
Corporation Counsel.....	321
Indigent Defense Services.....	323
Management & Budget Department Summary.....	324
Management & Budget Administration.....	327
Purchasing.....	328
Equalization	330
Fiscal Services	332
Facilities Management Department Summary.....	334
Facilities Management Administration.....	337
Support Services.....	339
Facilities Engineering Division.....	341

TABLE OF CONTENTS

<u>Description</u>	<u>Page Number</u>
Human Resources Department Summary.....	343
Human Resources – Administration.....	345
Human Resources – Workforce Management.....	347
Health and Human Services Department Summary.....	349
Health and Human Services Administration.....	354
Health Division.....	356
Neighborhood & Housing Development.....	361
Public Services Department Summary.....	362
Public Services Administration.....	366
Community Corrections.....	367
Medical Examiner.....	369
Children’s Village.....	372
Animal Control.....	375
Circuit Court – Probation.....	378
Economic Development Department Summary.....	379
Economic Development Administration.....	382
Planning and Local Business Development Services.....	384
Business Development.....	387
Veterans’ Services.....	389
Workforce Development.....	391
Emergency Management and Homeland Security.....	393
Public Communications Department.....	396
Non-Departmental Operations.....	398
Non-Departmental Transfers.....	402
Non-Departmental Appropriations Descriptions.....	404
Non-Departmental Transfers to County Operations.....	407
Special Revenue Funds	
Concealed Pistol Licensing Fund #20300.....	408
Register of Deeds Automation Fund #21160.....	410
Opioid Settlement Fund #21280.....	412
Oakland Enhancement Funds – Business Finance Corp Personnel (BFC) #21184.....	413
Oakland Enhancement Funds – Economic Development Corp #21180.....	415
Friend of the Court #27100.....	416

TABLE OF CONTENTS

<u>Description</u>	<u>Page Number</u>
Brownfield Consortium Assessment #11010.....	419
Multi-Organizational Grants Fund #11003.....	420
Mandated Indigent Defense Fund #20260.....	422
Workforce Development Grants Fund #11004.....	425
Law Enforcement Grants Fund #11005.....	428
Neighborhood and Housing Development Grants Fund #11006.....	431
Human Service Grants Fund #11007.....	435
Other Grants Fund #11011.....	438
American Rescue Plan (ARP) Local Fiscal Recovery Fund #21285.....	441
Housing Trust Fund #21400.....	443
Judicial Grants Fund #11012.....	445
Proprietary Funds	
Enterprise Funds	
CLEMIS Fund (Courts and Law Enforcement Management Information System).....	447
County Airports	450
Delinquent Tax Revolving Fund.....	454
Delinquent Personal Property Tax Administration Fund.....	456
Fire Records Management Fund.....	458
Parks and Recreation Fund	460
Radio Communications Fund	465
Water Resource Comm/Sewage Disposal Systems	468
Water Resource Comm/Water and Sewer Trust Funds	471
Internal Service Funds	
Building & Liability Insurance Fund.....	476
Drain Equipment Fund.....	479
Facilities, Maintenance & Operations Fund	483
Fringe Benefits Fund.....	487
Information Technology Fund (inc former Office Equip fund and Mgd Print Serv activity)	491
Motor Pool Fund.....	495
Telephone Communications Fund	499

TABLE OF CONTENTS

<u>Description</u>	<u>Page Number</u>
Capital Improvement Program	
Capital Improvement Program.....	502
CLEMIS #53500.....	504
County Airports #56500.....	505
Fire Records Management #53100.....	506
Parks and Recreation #50800.....	507
Radio Communications #53600.....	508
Drain Equipment #63900.....	509
Facilities, Maintenance & Operations #63100.....	510
Information Technology #63600.....	512
Motor Pool #66100.....	513
Telephone Communications #67500.....	514
Rates	
Animal Care Center Adoption Fees.....	515
Facilities, Maintenance & Operations – Budget by Building.....	516
Facilities, Maintenance & Operations – Building Space Allocations.....	517
Fringe Benefit Summary.....	522
Health Division – Fee Schedule.....	528
Information Technology - Equipment Billing Rates.....	535
Information Technology - Radio Communications Rates.....	536
Information Technology - Telephone Communications Rates.....	537
Mail Center Rate Summary.....	538
Medical Examiner – Fee Schedule.....	539
Motor Pool Fund – Vehicle Operations Summary of Monthly Rates.....	540
Professional Services Information.....	543
Appendix	
Share of County Indebtedness.....	557
Bond and Interest Redemption Funds.....	559

INTRODUCTION



DAVID COULTER
OAKLAND COUNTY EXECUTIVE

**OAKLAND COUNTY, MICHIGAN
COUNTY EXECUTIVE BUDGET MESSAGE
FISCAL YEARS 2024, 2025, AND 2026 TRIENNIAL
OPERATING AND CAPITAL BUDGETS**

To my colleagues on the Board of Commissioners,

Together we hold as a solemn responsibility managing the money Oakland County residents have authorized for the financing of county government. It is imperative that we continue to deliver a first-in-class government that provides services in all parts of the county that are effective, equitable, and cost-efficient. The FY 2024-2026 balanced budget presented to you today is the fiscal framework for that important work.

It maintains my strongly held belief that we should spend only what we have in annual revenue and preserve the county's fund balance for future emergency needs and long-term one-time investments. Not one penny will be used for ongoing operations. Therefore, this is a lean budget. We asked all departments and all county-wide elected offices to maintain fiscal constraints in their operations. Any new positions or initiatives must be paid for by offsetting reductions in other areas.

More than two years ago, we delivered a strategic plan that included goals and transparent measurements of the progress Oakland County was making in areas important to our future prosperity. We have added Key Performance Indicators (KPIs) for every county executive department. These KPIs are becoming important tools for improving services and addressing gaps in service delivery. You will hear all the county departments under the Executive Office update you on this initiative during their budget presentations.

This budget preserves all the new initiatives you have approved in recent years that are now taking hold and improving and advancing county services. These include the efforts of our Diversity, Equity and Inclusion Office, the Conviction Integrity Unit within the Prosecuting Attorney's Office, the body worn cameras installed through a joint effort of the Sheriff's Department and our Information Technology Department, ongoing

investment in the Housing Trust Fund to promote the development of affordable housing, and the important work being done by our Environmental Sustainability team.

As Oakland County's economy continues to recover from the COVID-19 pandemic, it is critical that county services come back even stronger than they were before. Because of the pandemic, we have learned new and innovative ways to do our work and deliver services to residents where they live. I am proud, for example, of the effort led by our Veterans Affairs division to host Veterans Resource Fairs in all parts of the county.

The improving economy, coupled with my Administration's fiscal plan, leaves us with a healthy fund balance of \$220.8 million, which exceeds 40% of our ongoing General Fund budget. This helps ensure that we can withstand any future economic downturn and face any financial challenge that might lie before us.

The proposed budget is fiscally responsible and balanced. It calls for \$534.2 million in General Fund/General Purpose spending for fiscal year 2024, \$547.0 million for FY 2025, and \$560.5 million for FY 2026. The total budget for all funds (less Internal Service) includes \$1.06 billion for FY 2024, \$1.08 billion for FY 2025, and \$1.10 billion for FY 2026.

At the core of our success are the employees who dedicate their days in service to Oakland County residents and in furtherance of our vision to be a healthy, safe, and thriving place where everyone is valued, quality of life is high, and economic opportunity abounds. This budget invests in our employees through a three percent increase in their compensation. And it includes the results of contract negotiations with all the employees represented in the workplace by a union. We made a commitment to support our employees when we removed barriers to collective bargaining, and I am pleased that employees are exercising their rights. Together we are advancing Oakland County as an employer of choice in the region.

We continue to use American Rescue Plan dollars to drive innovation, support residents still struggling from the lingering impact of the pandemic, and help businesses position themselves to thrive in the years ahead. Some of these important initiatives include:

- The Oakland80 initiative, with its navigators and wraparound services helping adults who are looking to get a college degree or training, is having a real and measurable impact on individuals and the county as a whole. These residents are getting the degrees and training they need to build successful careers and lives. In the last two years, the percentage of adult residents who have a degree or certified training has jumped from 61 to 69 percent. We are well on our way to the 80 percent goal we've established.
- Our Oakland Thrive business consultants have connected with more than 2,300 small businesses, that were so impacted by COVID-19, in the last year with a goal to double that number this year.
- The Project Diamond program – which has helped our manufacturers use advanced technology to become more nimble, efficient, and cost effective – will expand with a goal of getting up to 40 percent of that sector equipped with 3D printers.
- Our investments in mental health services, especially for our students, will continue to address the social and emotional impacts exposed by the public health crisis. Each quarter, the reports from the United Way of Southeastern Michigan, which is administering the grants we funded, remind us of the thousands of lives – 66,000 to be more exact -- that are being helped by these valuable services.

We're committing Oakland County -- our employees, our resources, our programs, and services -- to making a real and measurable impact in the areas that matter most: a strong economy, healthy and safe residents and communities, and opportunities for residents to live their best lives.

This fiscal plan does not rely on mid-year dips into the Rainy Day Fund for general operations. It will help us maintain our long-standing and enviable AAA bond rating, which in turn will help lower the cost of any borrowing that may occur in the future.

As a former Commissioner, I appreciate the important and equal role of the Board of Commissioners in finalizing the county budget. We look forward to a full and healthy discussion of the budget proposal. Through collaboration, transparency, and mutual respect we will maintain the fiscal stewardship that is the hallmark of Oakland County's reputation, positioning our residents and businesses for success well into the future.

Sincerely,

A handwritten signature in black ink that reads "David Coulter". The signature is written in a cursive, flowing style.

David Coulter,
Oakland County Executive

OAKLAND COUNTY'S ECONOMY

Incorporated on March 28, 1820, Oakland County covers approximately 910 square miles in southeast Michigan, immediately north of the City of Detroit and Wayne County. The County has a population of 1,269,431 (2022 estimate) and the County seat is located in Pontiac. Oakland County is home to a mix of urban and rural communities, encompassing 62 cities, villages, and townships, including 32 downtown areas and many scenic natural settings. Oakland County enjoys a world class reputation due to its renowned business environment and other attributes that contribute to an excellent quality of life.

According to economists at the University of Michigan:

We are optimistic that 2023 will feature a return to normalcy in Oakland County's economy despite a slowdown in the national economy. We project the county to add 9,700 payroll jobs this year, a growth rate of 1.4 percent. We expect growth to be relatively widespread across industries, as remaining backlogs of demand in the auto and construction industries cushion local employment against a mild national recession. Job gains continue at roughly the same pace next year before ticking up to 12,000 in 2025. Our forecast takes Oakland County's payroll jobs count back to its pre-pandemic level in the second quarter of 2025 and to 1.2 percent higher by the end of the year.

One important reason for our optimism about Oakland's future is the county's persistent strength on a set of key social indicators that we track using the American Community Survey. Among its peer counties, Oakland ranks in the top ten in terms of having low child poverty, a high share of residents employed in professional and managerial occupations, and a high median income. The county also ranks eleventh among its peers on our measure of educational attainment.¹

The county's recovery from pandemic-driven job losses is shown in **Chart 1**, and the forecasted unemployment rate for the county is shown in **Chart 2**. The Oakland County unemployment rate is expected to be over one percentage point below the state rate over this period.

Oakland County's per capita personal income (PCPI) of \$80,962 in 2021 was the highest of any county in Michigan. This level was 26.2% higher than the national average of \$64,143 and 43.3% higher than the state average of \$56,494.²

¹ <https://www.oakgov.com/business/business-development/economic-outlook>

² Source: <https://www.bea.gov/data/income-saving/personal-income-county-metro-and-other-areas>

CHART 1

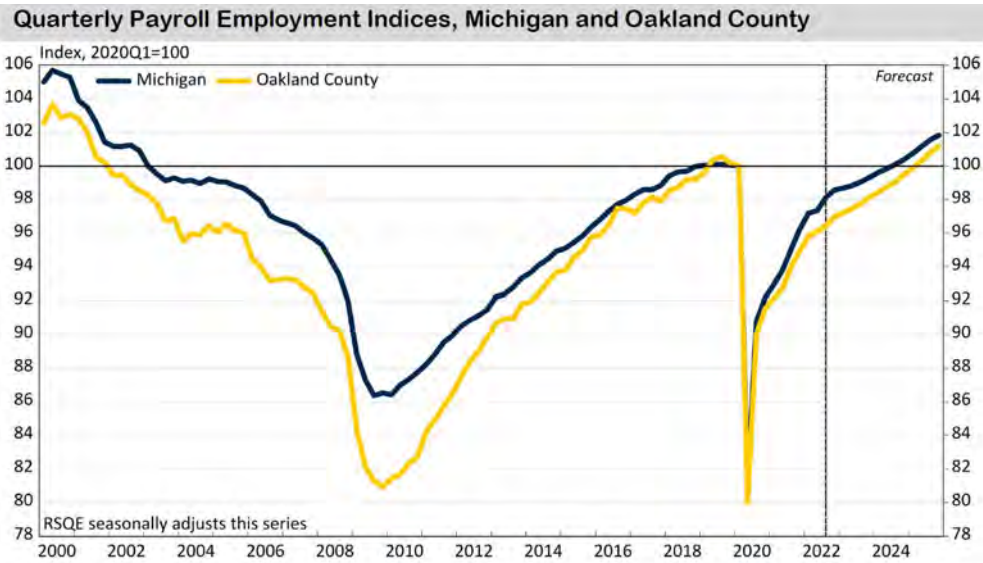
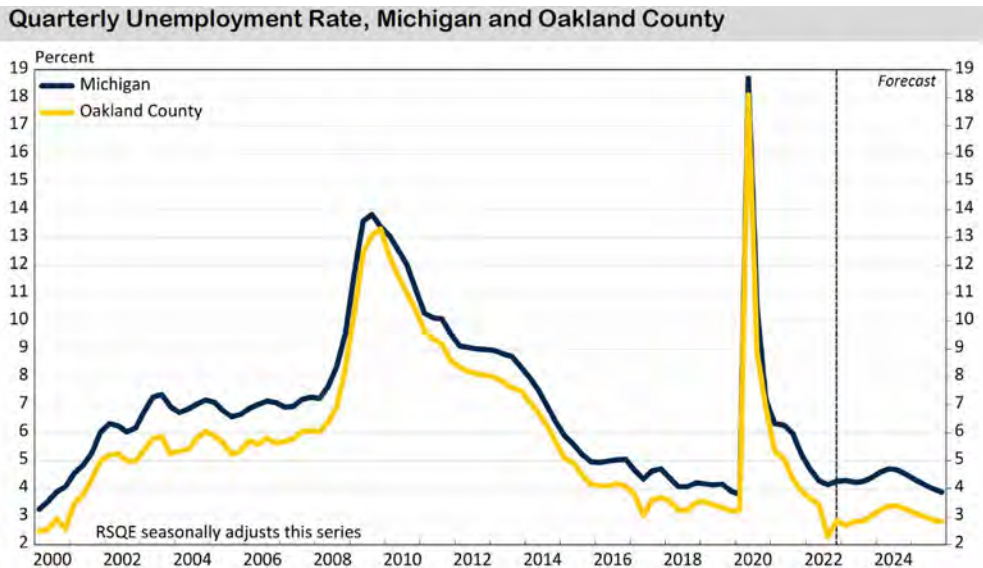


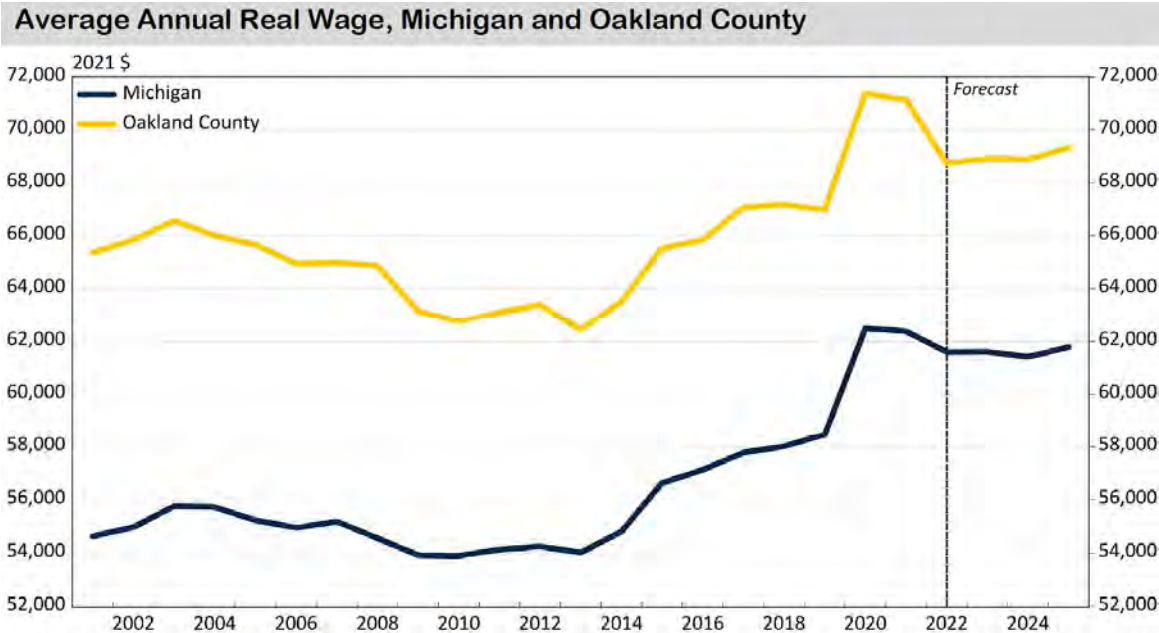
CHART 2



Source: Oakland County Economic Outlook: 2022-2024, University of Michigan Research Seminar in Quantitative Economics

As shown in **Chart 3**, real wages grew by 6.6 percent in Oakland County in 2020. This was the largest single-year increase in real wages on record. Despite falling slightly in 2021 and limited forecasted growth in future years, forecasted real wages of \$69,300 in Oakland will stand 3.5 percent above 2019 levels.

CHART 3



Source: Oakland County Economic Outlook: 2022-2024, University of Michigan Research Seminar in Quantitative Economics

Approximately 94% of jobs in Oakland County are in the private sector while 6% are government jobs. Based on 2022 estimates from the University of Michigan report, the top five employment sectors in Oakland County are:

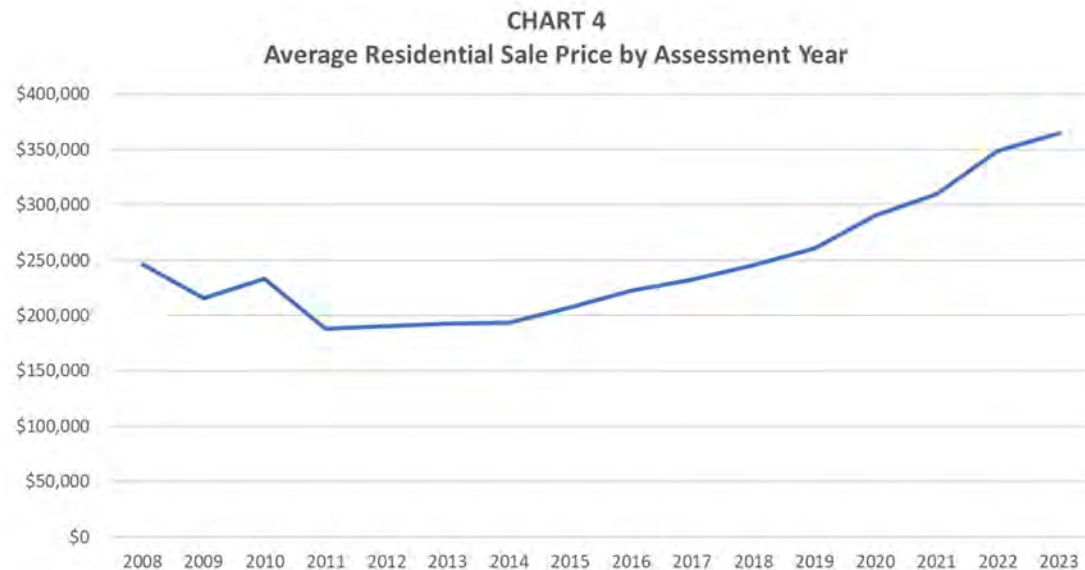
1. Professional and business services (24.1%)
2. Trade, transportation, and utilities (17.7%)
3. Private education and health services (15.7%)
4. Manufacturing (9.6%)
5. Leisure and hospitality (9.2%)

The county's manufacturing sector represents a smaller share of employment than statewide (13.7%). As a result, the county has a more stable economy.

The County is a global leader in international business with over 700 foreign-owned firms from 34 countries. Oakland County exports nearly \$13.7 billion in goods per year and ranks 18th most among all counties nationally in terms of exports. Regionally \$35 billion worth of goods were exported from the Detroit Metro area in 2021, the ninth highest among all metropolitan areas nationwide. More information about Oakland County's economy and its economic development programs can be found at AdvantageOakland.com.

Oakland County's Tax Base

With a market value of \$195.4 billion, Oakland County's property values remain the highest of all 83 counties in Michigan and represents 16.2% of the state's total value. The majority of Oakland County's property value is within the residential class of property at 76.3% of the total property tax base.



Source: Oakland County Equalization Division

Despite the economic impacts of the COVID-19 pandemic, the County's housing market has been remarkably strong. Existing home sales are up approximately 20% over the period of May 2020 to May 2022, and as shown in **Chart 4** the average sale price of residential homes based on the 2023 assessment is \$365,000, up 4.6% from the 2022 level of \$349,000. This continues the growth trend of the last five years.

Prior to the pandemic, tax foreclosures in the County had fallen from 9,292 in 2010 to 643 in 2019, reducing downward pressure on home prices. During the pandemic, foreclosures were suspended through mid-2021, with 197 foreclosures occurring over the remainder of the year. Currently foreclosure sales are not a significant factor on the housing market, with only 87 foreclosures in the first quarter of 2023. The County will continue to monitor foreclosure trends going forward.

The increase in total market value of properties does not translate into the same increase in collection of property tax revenues. In Michigan, there are two primary valuations that are measured when preparing the property assessment rolls: State Equalized Value and Taxable Value. The State Equalized Value is roughly 50% of the true cash value of the property. For example, the true cash value of \$195.4 billion for county-wide property equates to \$97.7 billion of county-wide State Equalized Value for the 2023 assessment rolls.

When the state constitution was amended with the passage of Proposal A in 1994, limits were placed on the annual growth in values for taxation. Taxable Value increases are capped if property ownership has not changed. The cap is limited by the annual rate of inflation but cannot exceed 5%. However, Taxable Value can change above the rate of inflation for State Equalized Value for several reasons: (1) property became “uncapped” because of a change in ownership, (2) additions / improvements to existing property, and (3) new construction. Conversely, a demolition to the property would potentially have a negative impact to the Taxable Value. The difference between Taxable Value and State Equalized Value on individual parcels represents the potential value increase which would be realized when that property is sold or uncapped (often referred to as a “pop-up”). The year following the sale of an existing property, the Taxable Value is adjusted for the increased market value that has accumulated over the years and is subject to the Taxable Value and millage rate limitations under the State’s constitution.

Total 2023 Taxable Value in Oakland County is \$74.9 billion, which is equal to 76.6% of State Equalized Value.

THE FINANCIAL CONDITION OF OAKLAND COUNTY GOVERNMENT

In April 2022, the County Executive, his executive team, the County Treasurer, and the Water Resources Commissioner provided a rating presentation to both Moody’s and S&P Global. The main purpose of this presentation was to seek bond financing for local water projects being managed by the Water Resources Commissioner. The presentation provided the administration an opportunity to update the rating agencies on the current financial condition of the County and share information on its plans to continue the County’s long record of fiscal discipline.

On April 26, 2022, Moody’s reaffirmed the County’s AAA rating. In its credit opinion, Moody’s stated:

The outlook is stable because the county’s credit profile will remain consistent given its positive tax base trajectory, significant reserve cushion, as well as management’s track record and commitment to complying with its budgetary and debt policies and practices. The federal stimulus will contribute to financial stability through the remainder of the current pandemic.

On April 27, 2022, S&P reaffirmed the County's AAA rating, citing the following strengths of the County:

- It is one of the wealthiest counties in the state of Michigan, with a growing economy;
- Very strong management characteristics that continue to support a strong financial profile;
- Strong budgetary performance, robust liquidity and flexibility and balanced forward-looking budgets, as well as a strong institutional framework; and
- Relatively low debt costs and minimal pension pressures.

This AAA bond rating allows the County to borrow at the lowest possible interest rate, saving County taxpayers millions of dollars in future borrowing costs. Local governments and authorities within Oakland County benefit from this bond rating as well. While no new ratings for debt issuances have been required since April 2022, County leadership continues to keep the ratings agencies updated on the county's economic and financial conditions and plans.

Low Outstanding Debt and Retirement Liabilities

Under Michigan law, the maximum amount of bonded debt that could have been issued by Oakland County in 2022 was \$9.0 billion or 10% of its 2022 State Equalized Value. As of September 30, 2022, the County was \$8.5 billion below this authorized debt limit, as total outstanding debt was \$511.3 million. This is equal to 5.7% of the permissible level. Outstanding debt decreased by \$58.0 million from a year prior.

Of the total outstanding long-term debt on September 30, 2022, \$274.6 million is attributed to the County as the primary governmental unit, which decreased by \$36.4 million from \$311.0 million a year prior. In addition to the County's primary government long-term debt, the County pledged its full faith and credit as secondary obligor for drainage districts. Outstanding debt for drainage districts was \$236.7 million, which decreased by \$21.6 million from \$258.3 million a year prior.

Oakland County's practice is to issue long-term debt only for the purchase and/or construction of long-term capital assets. Any decision to issue debt, as opposed to using current resources or fund balance, is made only after it is determined to be fiscally advantageous for the county's long-term financial position.

- Of the \$511.3 million of County debt, \$315.1 million has been issued to finance water, sewer, lake level, and drainage district projects. The majority of this type of debt will be repaid from special assessments or user fees levied or charged by the local communities against the users of those systems.
- The next largest outstanding debt obligation was \$154.9 million which funded accrued health care liabilities for retired employees. The debt was issued in September 2013 in the amount of \$350.0 million as refunding bonds to be repaid over 13 years. The proceeds of the refunding bonds were used to redeem \$422.1 million of outstanding debt in April 2014, originally issued in 2007 as 20-year debt.

Supplementing the \$350.0 million refunding bond proceeds, the remaining \$72.1 million was provided from available net investment assets.

- Approximately \$41.3 million of outstanding pledged debt consists of Building Authority debt to build and equip various public buildings which are then leased to the County. Some of the building projects are financed through the Building Authority on behalf of other governmental entities located within Oakland County, which the County then subleases to those entities. The local communities which utilize the Building Authority in this manner obtain a more favorable interest rate on the debt issued to finance their projects because of the County's AAA bond rating. Building Authority debt is repaid from the lease proceeds. The Building Authority holds title to funded properties until the bonds are fully repaid by the other governmental entities.

The County current has minimal unfunded liabilities for its employee retirement systems. As of September 30, 2022, the County pension system was funded at 99.3% and the retiree health care system was funded at 167.3% (both figures reported on an actuarial basis). Most new employees hired since 1994 receive a defined contribution retirement benefit rather than a pension benefit. The same is true for most new employees hired since 2006 on the retiree health care side.

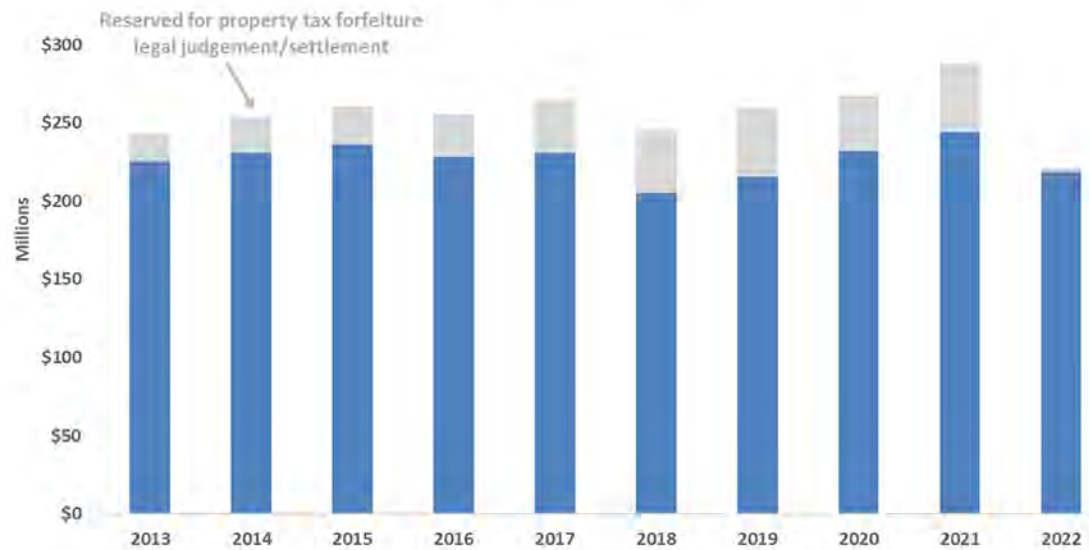
The FY 2024 County budget includes an Actuarially Determined Contribution of \$1.2 million for the pension system. This contribution is required, in part, because the Oakland County Retirement Board took action to lower the system's Assumed Rate of Investment Return from 7.25% to 7.0%, putting the assumption more in line with national peers and reducing future financial risk for both the pension system and the County. The County will continue to closely monitor the funding levels of the two systems and incorporate any additional funding need that may develop into future budgets.

Maintaining a Strong Fund Balance

The General Fund is the principal fund used to record the operations of typical government functions. The fund's primary source of revenue is the property tax. **Chart 5** shows the change in the County's fund balance over the last 10 years. The decline from \$288.4 million at the close of FY 2021 to \$220.8 million at the close of FY 2022 is primarily due to:

- Appropriations of \$41.8 million to resolve property tax forfeiture cases from the fund balance assignment that had been reserved for this purpose (as shown in the chart). The settlements funded by these appropriations will bring final resolution to the ongoing claims against the County, which were based on the constitutionality of a state statute. Counties across Michigan have faced similar lawsuits.
- A \$21.1 million reduction as a result of recording cash investments at market value under accounting rules (General Fund plus American Rescue Plan Act funding). This value will be recovered over the next few years as investments are held to maturity.

Chart 5
Oakland County Year-End General Fund Balance



The FY 2022 General Fund balance of \$220.8 million represents 43.9% of the ongoing General Fund/General Purpose (GF/GP) expenditures for the County’s adopted FY 2023 budget, well in excess of the minimum amount of two months’ operating reserves (approximately 17%) recommended as a best practice by the Government Finance Officers Association (GFOA).

The Coulter Administration remains committed to maintaining sufficient fund balance to protect County services in the event of an economic downturn or other budgetary emergency. In 2021, the administration worked with the Board of Commissioner to revise the County’s General Fund Balance Policy to increase the minimum fund balance level from 20% to 25% of the County’s ongoing General Fund budget – clearly designated as a Rainy Day Fund to be utilized only in the event of a significant economic downturn affecting County revenues -- with an additional 5% targeted for non-economic budget risks. Any Fund Balance above that level may be utilized only for one-time capital, information technology, or other investments that have long-term return on investment for the residents of Oakland County. The General Fund balance is also a funding source available to address any future legal settlements or judgments.

APPROACH TO BALANCING THE FY 2024 BUDGET

In 2022, the Coulter Administration adopted a new strategic framework for the County. That framework includes eight key strategic goals:

- **Thriving & Inclusive Economy:** Oakland County cultivates entrepreneurs, attracts talent and investment, promotes cutting-edge technology, and strives for an economy that works for all people and businesses of all sizes.
- **Healthy Residents:** Oakland County works to ensure access to quality affordable health care, including mental health services, to improve health outcomes for all residents.
- **Skilled & Educated Workforce:** Oakland County provides residents the education, training, and support they need to get good paying jobs while assisting businesses in retention and recruitment efforts.
- **Diversity, Equity, & Inclusion:** Oakland County celebrates and embraces its diversity and is committed to ensuring that all residents feel a sense of belonging, are valued, their voices uplifted, and are included in the efforts to close social, economic and well-being gaps that exist in our county.
- **Livable Neighborhoods:** Oakland County offers residents quality, affordable housing in welcoming neighborhoods with access to parks and recreation, public transportation, and healthy food.
- **Environmental Sustainability:** Oakland County seeks to protect the environment, reduce carbon pollution, keep our water and lakes safe, and conserve natural resources.
- **Public Safety & Fairness in the Criminal Justice System:** Oakland County keeps residents safe from crime, ensures that all people are treated fairly by the criminal justice system, and helps put offenders on the path to productive lives.
- **Organizational Excellence:** Oakland County government values its employees, responsibly manages taxpayer dollars, and delivers innovative and effective services to Oakland County residents.

These eight goals guide decision making regarding the allocation of County financial resources. In particular, investments from American Rescue Plan Act funding received by the County have been organized around these goals, as described later in this introduction. More information on this strategic framework, along with key performance indicator data measuring progress on each goal, is available at <https://www.oakgov.com/government/county-executive/strategic-framework>.

The Coulter Administration also continues its strong commitment to structural budget balance with this budget recommendation: the budget does not assume any use of one-time fund balance to support ongoing County operations.

The budget supports the County's workforce by providing a 3% general salary increase for FY 2024, to recognize recent increases in the cost of living for County employees and ensure the County does not lose ground in offering competitive compensation following the implementation of an

updated compensation plan in 2021. A 2% increase is assumed for subsequent years. These assumptions will be revisited based on future inflation and available budget resources.

Because of budget pressures described in the next section of this introduction, new investments from County General Fund resources are very limited in this budget. Departments and elected officials were advised that the creation of any new positions or programs needed to be offset by reductions elsewhere in that department or official's budget. A few key examples of investments funded through offsetting reductions are as follows:

- \$200,000 in funding in the Economic Development budget to support efforts to attract those who live outside the county to visit Oakland County's wide range of main street and recreational opportunities, thereby increasing economic activity in the county.
- Creation of a Sustainability Specialist position to assist with employee resource group (ERG) development and coordination, waste management and recycling, employee communication, program development, and other sustainability projects.
- Formal creation of a Chief Financial Officer position to strengthen the County's focus on long-term financial planning and strategy.

The budget also identifies funding to continue the Body Worn Camera initiative in the Sheriff's Office that was initially funded in part by federal grant funding, as well as the Acorn2Oak mini-grant program announced by County Executive Coulter at the 2023 State of the County address. This \$100,000 program will empower residents 8 to 18 years old to pursue their passions and talents.

The **five-year fiscal plan summary** shown on the next page provides estimates on revenue and expenditures for the next five years, demonstrating a structurally balanced budget in each year. A more detailed version of this plan is included at the end of this section.

FY 2024 reflects strong General Fund revenue growth of 5.7% as a result of healthy property tax revenue growth, as well as increased support from the State of Michigan. Growth in those sources is expected to moderate in subsequent years, with total revenue growth projected to return to more historical levels between 2% and 3%.

FY 2024 expenditures also projected to increase by over 5%. This is primarily a result of compensation and fringe benefit costs increases being absorbed by the General Fund, as well as an increase in projected legal settlements. More detail on these cost increases is provided in the subsequent section of this introduction. These cost increases are expected to moderate in future years.

The General Fund budget is structurally balanced for all five years included in the forecast above. The only budgeted use of fund balance for FY 2024 is for one-time purposes: \$2.5 million for one-time information technology projects (including new case and evidence management systems for the Prosecutor's Office) and just under \$250,000 in one-time General Fund equipment purchases.

SUMMARY: Five-Year General Fund/General Purpose Fiscal Plan

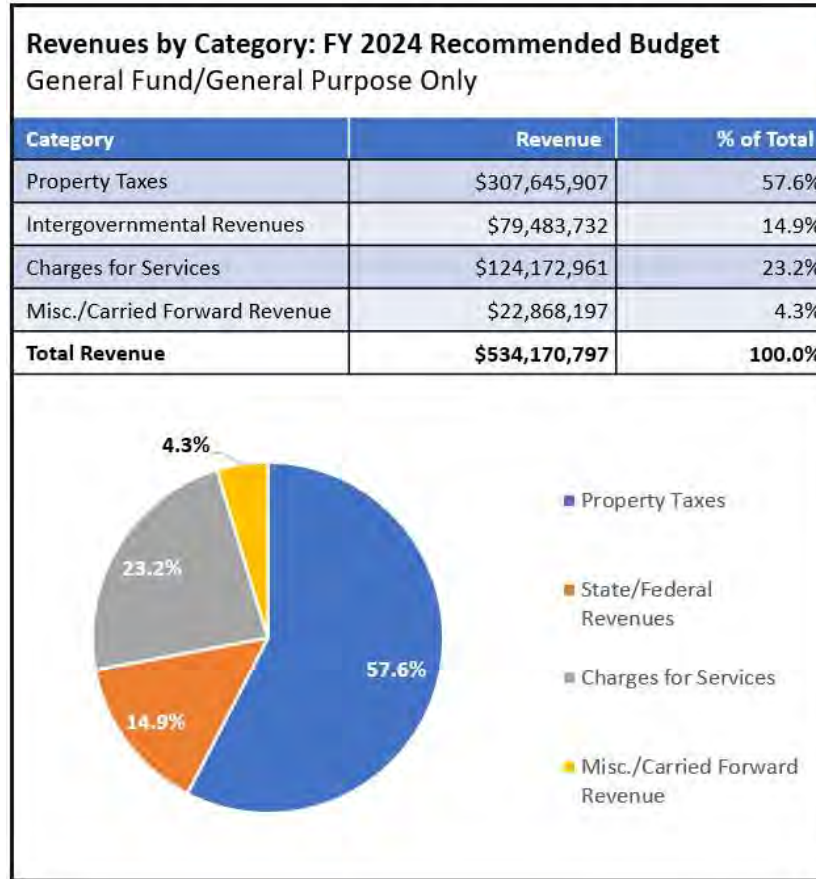
\$ Amounts in Millions

	FY 2023 Adopted Budget	FY 2024 County Exec. Recommended	FY 2025 County Exec. Recommended	FY 2026 County Exec. Recommended	FY 2027 County Exec. Forecast	FY 2028 County Exec. Forecast
Ongoing Revenues	\$503.0	\$531.6	\$547.0	\$560.5	\$573.0	\$585.8
\$ Change		\$28.6	\$15.4	\$13.5	\$12.5	\$12.8
% Change		5.7%	2.9%	2.5%	2.2%	2.2%
Ongoing Expenditures	\$503.0	\$531.4	\$546.2	\$560.1	\$570.0	\$556.3
\$ Change		\$28.4	\$14.8	\$13.9	\$9.9	(\$13.7)
% Change		5.6%	2.8%	2.5%	1.8%	-2.4%
Structural Surplus/(Gap)	\$0.0	\$0.2	\$0.8	\$0.4	\$3.0	\$29.5
One-Time Expenditures	\$8.3	\$2.7				
Total Use of Fund Balance	\$8.3	\$2.5				

A large operating surplus is shown in the final year of the five-year forecast (FY 2028) as the final debt service payment for previous borrowing to fund the liabilities associated with retiree health care costs will occur in FY 2027. This will reduce annual County expenditures by \$32.5 million across all County funds, including an estimated \$23.6 million for the General Fund. That new operating space will allow the County to make additional investments in its operations and infrastructure. In particular, substantial investments can be made at that time to address the large spending need across the County’s approximately 40 buildings identified in a recent outside assessment.

GENERAL FUND REVENUES

CHART 6



Property Tax Revenue

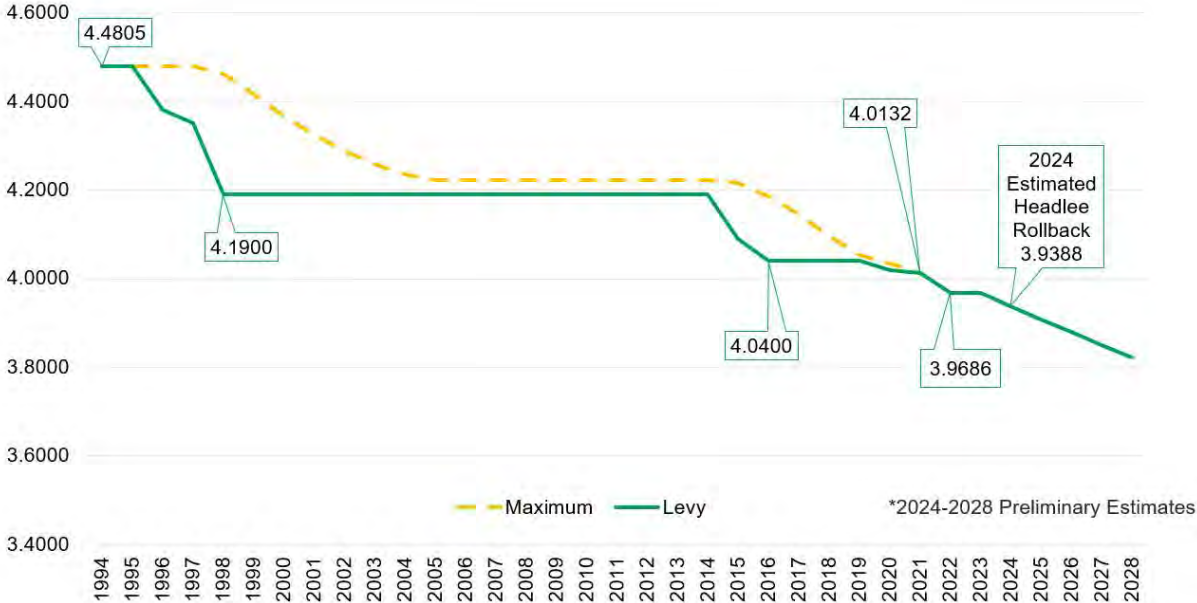
As shown in **Chart 6**, property tax is the primary source of revenue for the County’s General Fund/General Purpose (GF/GP) operations, providing slightly more than half of GF/GP revenue. The county-wide taxable value increased overall by 7.5% for 2023, well above the originally budgeted amount of 6.15%. This positive variance raises estimated FY 2023 County property tax revenue by \$3.8 million compared to the level assumed last year and results in an estimated year-over-year increase of \$20.2 million (also 7.5%).

This level of growth was driven by a strong housing market, a health level of new construction, and high inflation. The Inflation Rate Multiplier for 2023 taxable values was the maximum amount of 5.0% since FY 2022 Consumer Price Index (CPI) growth of 7.9% exceed the 5.0% cap in the State Constitution.

In recent months, inflation has continued to moderate. The budget utilizes cautious (lower) estimates of CPI in future years so as to not overestimate revenues. A moderation in housing sales price growth and new construction is also assumed. Taxable value growth is projected at 6.6% for FY 2024, 4.6% for FY 2025, and 4.2% for FY 2026. The CPI projections and other real estate-related data will be monitored on a monthly basis as changes in economic trends continue to unfold.

Chart 7 provides a history of and estimates going forward for the County’s operating millage rate.

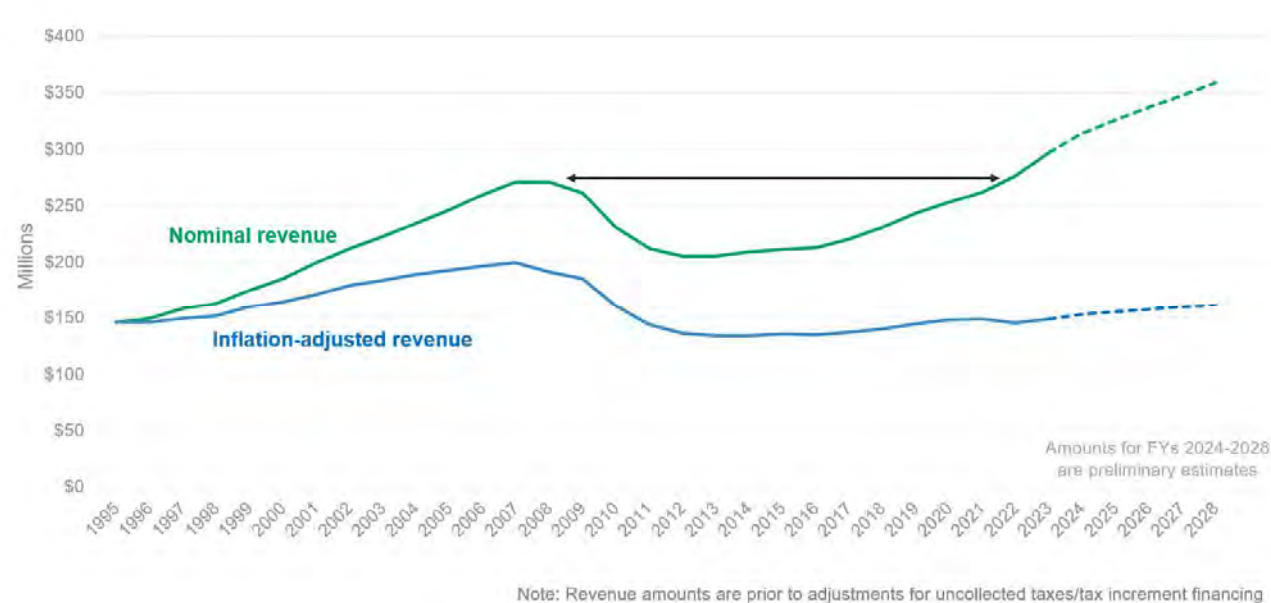
CHART 7 - County General Operating Millage



The rate for 2023 is 3.9686, which is unchanged from 2022. Because of the high CPI figure for FY 2022, no rollback reduction is required under the Headlee Constitutional Tax Limitation Amendment of 1978. This the first year since FY 2014 that no such rollback was required. Rollbacks are projected to resume starting in FY 2024, with an estimated tax rate of 3.9388. By 2028, the tax rate is projected to fall to 3.8222. The financial impacts of the future millage reductions have been incorporated in this budget recommendation and in the five-year forecast.

Chart 8 provides a history of revenue generated by the County’s general operating millage. While annual property tax revenue now exceeds the level collected prior to the Great Recession of 2008-2009 in nominal term, when adjusted for inflation revenue remains approximately 25% lower than that peak.

CHART 8 - County General Operating Property Tax Revenue



General Fund Property Tax revenue is projected to increase for the upcoming three years as follows:

- \$16.7 million, or 5.8%, for FY 2024
- \$11.7 million, or 3.8%, for FY 2025
- \$10.8 million, or 3.4%, for FY 2026

Other General Fund Revenues

The FY 2024 revenue estimates included in this budget also reflect growth in several funding sources provided by the State of Michigan:

- **Revenue Sharing:** Assumed 5% increase in ongoing state Revenue Sharing payments for FY 2024. This amount is subject to final action on the FY 2024 state budget, which is expected to occur concurrent with release of this County Executive Budget Recommendation.
- **Convention Facilities Development Fund:** Legislation adopted in December 2022 increases distributions to counties based on higher Liquor Tax Collections. This results in an increase of \$4.6 million per year for Oakland County, of which about \$900,000 must be passed on to Oakland County Health Network for substance abuse treatment.
- **Marijuana Tax:** The annual distribution from the state based on the number of marijuana dispensaries in the county has increased to \$1.1 million.

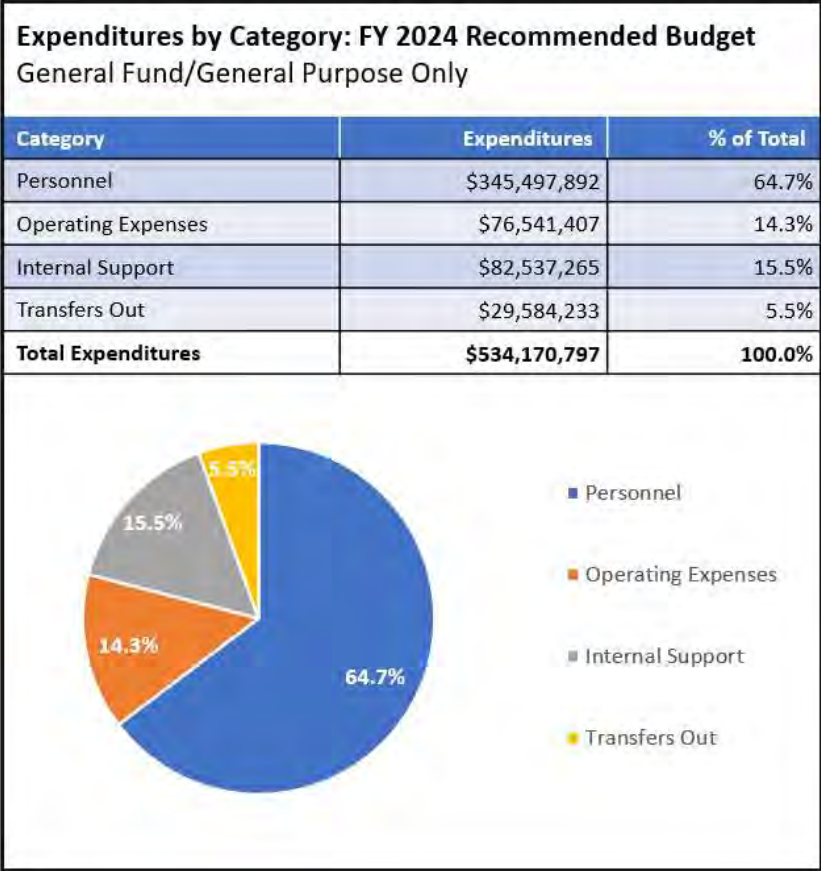
The County will continue to monitor changes in state funding and adjust the County's budget as appropriate.

Offsetting some of the revenue increases described above is a reduction in projected revenue from charges for services that the County provides to residents, businesses, and local governments in the county. Overall, estimated charges for services are estimated to be \$4.7 million lower than the level included in the Adopted FY 2023 County Budget. Major reductions are as follows:

- **Circuit Court:** \$1.7 million reduction due primarily to ending collection for Board and Care costs for children housed and treated at Children's Village (offset by a reduction in positions in Fiscal Services Court Reimbursement Unit and increase in state reimbursement).
- **District Court:** \$1.9 million reduction due to lower numbers of cases on which assessments are collected due in part to state policy changes.
- **County Clerk/Register of Deeds:** \$2.1 million reduction primarily due to lower levels of real estate sales and mortgages.

GENERAL FUND EXPENDITURES

CHART 9



Personnel - Employee Compensation

As show in **Chart 9**, personnel costs represent nearly two-thirds of the county’s General Fund/General Purpose budget. Attracting and retaining a talented workforce that can deliver effective services to the County’s residents continues to be a top priority for the Administration. Total General Fund personnel costs recommended for FY 2024 are \$15.7 million, or 4.8%, higher than the level in the originally adopted FY 2023 County budget.

This reflects the following:

- A 3.0% general salary increase for non-represented employees, which will also apply to most represented employees under “me too” clauses in negotiated contracts.
- A projected 7.8% increase in General Fund fringe benefit costs. This accounts for increased medical utilization by County employees following the slowdown in utilization during the COVID-19 pandemic, as well as reduced reliance on excess fund balance that had built up over time in the County’s Fringe Benefit Fund.
- Inclusion of a \$1.2 million contribution to the Oakland County Retirement System (approximately \$900,000 of which is General Fund) to meet the Actuarially Determined Contribution for FY 2024.
- Building in the costs associated with the contract negotiated with the Oakland County Deputy Sheriff’s Association for the period of 2022 to 2026, which were higher than the amounts budgeted in the FY 2023-2025 Budget. This budget also reserves funding for the costs of contract with the Oakland County Sheriff’s Office Command Officer’s Association, covering the years 2022 to 2025, resulting from binding arbitration.

The budget continues to include a personnel favorability factor of \$10.0 million to recognize projected year-end savings from vacancies occurring through the year.

Operating Expenses

Budgeted operating expenses include planned spending for contractual services, commodities, capital outlay, and certain non-departmental spending allocations. Total General Fund/General Purpose operating costs recommended for FY 2024 are \$1.8 million, or 2.5%, higher than the level in the originally adopted FY 2023 County budget. This is the net result of various technical adjustments identified through the budget development process.

This budget recommendation reserves funding in FY 2025 and subsequent years for contractual costs for laundry services at the County Jail. Those costs, which total \$1.8 million are currently being funded by American Rescue Plan Act funding. Prior to the COVID-19 pandemic, jail inmate trustees performed these services. As a result of a lower jail population, trustees are no longer available to perform the services.

To help offset the budget pressures described here, beginning in FY 2025 the budget recommendation ends the historic practice of funding 100 percent of the cost of drain assessments on County roads. The appropriation is reduced to an amount equal to 50 percent of those assessments (with the Oakland County Road Commission responsible for the other 50 percent), resulting in an annual savings of \$850,000.

The budget continues to include an operating cost favorability factor, equal to \$6.0 million for FY 2024, to recognize projected year-end savings from prudent management of operating costs by departments and elected officials.

Internal Support

The Internal Support category is the portion of the budget where internal rates are charged by Internal Service Funds such as Information Technology (IT) and Facilities Maintenance & Operations (FMO) that provide services to departments and elected offices. The costs to provide these internal support services are passed on to the benefiting departments and the funding sources that support them. Total General Fund costs for Internal Support recommended for FY 2024 are \$6.3 million, or 8.3%, higher than the level in the originally adopted FY 2023 County budget.

The largest contribution to this increase is a \$3.5 million increase in General Fund allocations to the Building and Liability Insurance Fund. This fund incurs expenditures for the costs of insurance policies and various legal claims against the County across all its departments. The increase in revenue for the fund (which becomes charges to the General Fund and other County operating funds) is necessary to meet the funding requirements determined by an outside actuary and avoid the need for year-end deposits from the General Fund, which has been a past practice.

The Department of Information Technology rate structure will be a focus during FY 2024 to ensure that the County has the right rate structure in place to meet our IT demands and ensure that the rates are representative of where the services are being provided. The Department of Information Technology is not a GF/GP budget. However, the rates it charges to customer departments do impact the GF/GP budget. Information Technology is a critical asset in assisting our departments as we look to bring operational efficiencies to the government services we provide to our residents.

Transfers Out/Facilities

A recent independent assessment found that total potential spending to address County facility needs for existing facilities over the next decade is well in excess of \$500 million. The County Executive Administration is working to prioritize those needs and to begin addressing them over a multi-year period. The five-year fiscal plan here recognizes that additional funding capacity will be needed to address routine capital maintenance and renovation needs across the county facility portfolio, increasing the General Fund transfer to the Building Improvement Fund from \$4.0 million in FY 2023 to \$6.0 million in FY 2024 and subsequent years. This increase is offset by a \$2.2 million reduction in transfers out as a result of General Fund debt service on previous facility projects ending in FY 2023. \$2.0 million has also been identified for smaller, non-capitalized maintenance projects in FY 2024.

Addressing larger projects will require financing through the issuance of bonds. The County Executive Administration is exploring options for such borrowing, within a structurally balanced long-term framework. As noted earlier in this section, the final debt service payment on retiree health care borrowing in FY 2027 will open up significant ongoing budget space to potentially pursue new borrowing.

FINANCIAL RISKS

County leadership continues to closely monitor risks that could affect the County's budget and financial position. These include the following:

- **Retirement system funding needs:** Investment losses realized in FY 2022 based on overall equity and fixed income market trends will be phased in over five years under established actuarial practice. Depending on future investment returns and other experience for the retirement system, this could result in increased contributions to the Oakland County Retirement System (pension system) in FY 2025 and beyond. No contributions are anticipated for the Retiree Health Care System given the large amount of excess funding in the system.
- **Trial court funding:** The future of trial court funding in Michigan faces a number of questions, including recent declines in court-generated revenue described above and a case pending in front of the State Supreme Court regarding the constitutionality of court costs assessed in criminal cases. A Trial Court Funding Commission created at the state level issued a number of recommendations in 2019 to create a stable and consistent funding source for Michigan trial courts. Those recommendations are pending before the state Legislature. This discussion is important to Oakland County, as the budgets for the Circuit, District, and Probate courts make up about 15% of the total County General Fund budget.
- **Child Care Fund:** The Child Care Fund accounts for the cost, care, and treatment of delinquent, neglected, and/or abused children, including those children housed and treated at Children's Village under order of the Family Division of the Circuit Court. These costs are partially funded by the State of Michigan. During the COVID-19 pandemic, these activities and costs declined significantly, resulting in savings to the County's General Fund. Costs are expected to begin rising in FY 2024, resulting in lower savings. On the other hand, an anticipated state policy change to increase reimbursement from 50% to 75% for children ordered to community-based, rather than residential, treatment will result in new savings to the County.
- **Legal risks:** While the property tax forfeiture cases the County has faced for a number of years are now nearly resolved, other legal risks exist for the County, including multiple federal lawsuits brought by individuals who have had their criminal convictions reversed. These cases are early in the discovery stages, so the magnitude of any financial impacts cannot be estimated at this time.

The County's healthy General Fund balance, prudent financial policies, and cautious and active budgeting practices position the County well to address any financial implications that could result from these issues.

FEDERAL COVID-19 RELATED FUNDING

Beginning 2021, the County has received \$244.3 million of federal funding from the ARPA Coronavirus Local Fiscal Recovery Fund. As of July 1, 2023, the County has allocated \$164.5 million for programs that address acute needs created by the COVID-19 pandemic for the county's residents and businesses, as well as one-time investments intended to transform the County's economic and support services for the county's residents.

Investments funded through ARPA funds align with the County's strategic goals and include the following:

INTRODUCTION / COUNTY EXECUTIVE MESSAGE

- **Healthy Residents:** \$30.4 million to provide additional mental health support to county residents, support healthier food options, and renovate and construct an integrated health care clinic in Hazel Park.
- **Livable Neighborhoods:** \$30.0 million to establish a Housing Trust Fund that will support the expansion of affordable housing options in the county (the trust fund will also receive \$2.0 million per year from County funds), improve shelter capacity for individuals experiencing homelessness, provide grants for capital and other improvements at senior centers, and fund other neighborhood initiatives.
- **Skilled and Educated Workforce:** \$12.1 million to provide out-of-school learning supports to K-12 students, fund Oakland80 career navigators to connect individuals with education and training opportunities for accessing quality, in-demand jobs, and other initiatives to help build a skilled and educated workforce and achieve the goal of 80 percent of Oakland County residents attaining a post-secondary certification or degree by 2030.
- **Environmental Sustainability:** \$30.3 million for projects to expand and improve access to park and recreation opportunities for residents in underserved areas of the county, participate in a project that will eventually bring sewer service in the northwest part of the county to replace aging septic systems, and provide grants to local units of government for planning costs associated with infrastructure projects.
- **Thriving and Inclusive Economy:** \$33.0 million to provide an additional 3-D printers to Oakland County small manufacturers, providing a needed Industry 4.0 capital infusion and alleviating supply chain issues; stand up a nonprofit organization to connect Oakland County’s entrepreneurs and small business owners with the resources they need in order to be successful (Oakland THRIVE); and fund other initiatives designed to boost the county’s economy and make it more inclusive.
- **Organizational Excellence:** \$28.7 million to fund County costs created by the COVID-19 pandemic, address County IT needs delayed during the pandemic, and improve remote work and meetings for County employees.

The County Executive Administration is working with the Board of Commissioners to allocate the remaining \$79.8 million in Local Fiscal Recovery funds and implement these initiatives to meet the prescribed federal deadlines (funds obligated by December 31, 2024 and fully expended by December 31, 2026). With the exception of \$5.3 million in appropriations included in this budget recommendation for pandemic-driven operational costs in FY 2024, appropriation of those remaining funds will happen on a project-by-project basis.

TRANSIT FUNDING

On November 8, 2022, the voters of Oakland County approved a 10-year, 0.95-mill countywide millage to support and expand public transit services in the county. For FY 2023, this millage will generate an estimated \$64.3 million. The millage replaces a previous millage that was levied in only a portion of communities within the county. Utilizing this millage revenue, the County has entered into contracts totaling approximately \$50 million for the first year with four transit providers (Suburban Mobility Authority for Regional Transportation [SMART], Older Persons’ Commission [OPC], North Oakland Transportation Authority [NOTA], and Western Oakland Transportation [WOTA]) to support continuation of existing transit services

and begin initial service expansion. This expansion includes new SMART service lines to the high-growth areas of Novi and Rochester. A Transit Division has been established in the County's Department of Economic Development to coordinate further service expansion, building toward a countywide transit system.

This budget includes \$69.8 million in projected property tax revenue from the transit millage for FY 2024. A special revenue fund separate from the County's General Fund has been established to receive, expend, and carry forward transit millage funds. The County Executive Administration will be working closely with the Board of Commissioners to determine the most effective use of this revenue to further expand transit services across Oakland County as the County enters into its second year of contractual agreements with the four providers later in the fiscal year.

FINANCIAL DOCUMENTS

The remainder of this budget document provides detailed budget information by department and fund for the upcoming three-year period. This budget is a true financial plan that includes all known County spending requirements for those years.

The budget process does not stop with the adoption of the Triennial Budget. Frequent analyses and the budget amendment process ensure that the budget and long-term financial plan remains in balance. In accordance with Public Act 139 of 1973, the County Executive is required to report the current financial condition of the County to the Board of Commissioners on a quarterly basis. The County also providing a quarterly forecast of the projected financial condition of the County at the close of the current fiscal year. These reports include a comparison of the amended budget to the forecasted amounts and explanations for major variances. Any recommended budget amendments are presented at that time.

Oakland County's budget is unique in comparison with many other government budgets because it is a "rolling" Triennial Budget – when the budget is amended (with quarterly forecasts and also by individual resolutions), the detailed amendment reflects the impact by line item for both the remainder of the current fiscal year and the subsequent two fiscal years. This process ensures that the budget remains current for all three years. Ultimately, during next year's budget process, the budget as amended for the two subsequent years (e.g., FY 2025 and FY 2026 for this Recommended Triennial Budget) will simply "roll" forward and the third year will be added (e.g., FY 2027).

Oakland County's financial documents, including other supplemental budgetary and financial documents, can be obtained on the County's Investor Relations web page at <https://www.oakgov.com/government/investor-relations>. The Investor Relations web site demonstrates the County's support of financial transparency and provides a "one-stop shop" for information regarding Oakland County's financial position, including: long-term fiscal plan, adopted triennial budget and General Appropriations Act, annual and monthly financial reports, quarterly forecast report, outstanding debt obligations such as bonds and notes, and actuarial reports for employee retirement benefits.

OAKLAND COUNTY, MICHIGAN

Five Year County Executive Recommended Budget Forecast - General Fund General Purpose

	FY2024 County Exec. Recommended	FY2025 County Exec. Recommended	FY2026 County Exec. Recommended	FY2027 Forecast	FY2028 Forecast
Controllable Account Category					

Resources

Property Taxes	\$ 307,645,907	\$ 319,393,422	\$ 330,235,353	\$ 330,235,353	\$ 330,235,353
Federal Grants	2,142,307	1,642,307	1,207,307	1,207,307	1,207,307
State Grants	22,326,891	22,929,537	23,453,053	23,453,053	23,453,053
Other Intergovern. Revenues	55,014,534	55,014,534	55,014,534	55,014,534	55,014,534
Charges for Services	124,172,961	127,755,662	130,307,712	130,307,712	130,307,712
Indirect Cost Recovery	9,150,000	9,150,000	9,150,000	9,150,000	9,150,000
Investment Income	3,304,700	3,304,700	3,304,700	3,304,700	3,304,700
Other Revenues	16,500	16,500	16,500	16,500	16,500
Revenue - Subtotal	\$ 523,773,800	\$ 539,206,662	\$ 552,689,159	\$ 552,689,159	\$ 552,689,159

Transfers In	\$ 7,810,395	\$ 7,810,395	\$ 7,810,395	\$ 7,810,395	\$ 7,810,395
--------------	--------------	--------------	--------------	--------------	--------------

Total Available Resources Budgeted	\$ 531,584,195	\$ 547,017,057	\$ 560,499,554	\$ 560,499,554	\$ 560,499,554
---	-----------------------	-----------------------	-----------------------	-----------------------	-----------------------

Adjustments Impacting FY 2027 and FY 2028

Estimated Increase in Property Tax Revenue	\$ 10,500,000	\$ 21,300,000
Estimated Increase in Law Enforcement Contract Revenue	\$ 2,000,000	\$ 4,000,000
Total Adjustments	\$ 12,500,000	\$ 25,300,000

Revised Available Resource Estimates	\$ 572,999,554	\$ 585,799,554
---	-----------------------	-----------------------

OAKLAND COUNTY, MICHIGAN

Five Year County Executive Recommended Budget Forecast - General Fund General Purpose

	FY2024 County Exec. Recommended	FY2025 County Exec. Recommended	FY2026 County Exec. Recommended	FY2027 Forecast	FY2028 Forecast
Use of Resources					
Personnel					
Salaries	\$ 223,711,348	\$ 231,476,263	\$ 238,634,822	\$ 238,634,822	\$ 238,634,822
Fringe Benefits	121,786,544	129,451,835	137,668,305	137,668,305	137,668,305
	<u>345,497,892</u>	<u>360,928,098</u>	<u>376,303,126</u>	<u>376,303,126</u>	<u>376,303,126</u>
Operating Expenses					
Contractual Services	50,670,629	52,556,827	52,686,567	52,686,567	52,686,567
Non-Departmental	13,330,743	7,930,743	5,180,743	5,180,743	5,180,743
Commodities	9,264,548	9,042,976	9,270,071	9,270,071	9,270,071
Capital Outlay	3,275,487	530,887	530,887	530,887	530,887
Other (not listed above)	-	-	-	-	-
	<u>76,541,407</u>	<u>70,061,433</u>	<u>67,668,268</u>	<u>67,668,268</u>	<u>67,668,268</u>
Internal Support					
Internal Services	82,537,265	85,621,908	86,583,234	86,583,234	86,583,234
	<u>82,537,265</u>	<u>85,621,908</u>	<u>86,583,234</u>	<u>86,583,234</u>	<u>86,583,234</u>
Transfers/Other Sources (Uses)					
Transfers Out	29,594,233	29,594,233	29,594,233	29,594,233	29,594,233
	<u>29,594,233</u>	<u>29,594,233</u>	<u>29,594,233</u>	<u>29,594,233</u>	<u>29,594,233</u>
Total Use of Resources - Budgeted	\$ 534,170,797	\$ 546,205,672	\$ 560,148,861	\$ 560,148,861	\$ 560,148,861
Adjustments Impacting FY 2027 and FY 2028					
Estimated Increase in Employee Compensation (Salaries and Benefits)				\$ 9,900,000	\$ 19,800,000
Reduction in Fringe Benefit Costs Resulting from Retiree Health Care Debt Being Paid Off					(23,600,000)
Total Adjustments				<u>\$ 9,900,000</u>	<u>\$ (3,800,000)</u>
Revised Use of Resources - Estimate				\$ 570,048,861	\$ 556,348,861
ANNUAL SURPLUS / (USE OF FUND BALANCE)*	\$ (2,586,602)	\$ 811,385	\$ 350,693	\$ 2,950,693	\$ 29,450,693

*Use of fund balance for FY 2024 is a result of one-time spending of \$2.7 million; budget is structurally balanced in terms of ongoing revenues and expenditures. Planned Use of Fund Balance is removed as revenue category and Budget Equity Adjustment is removed as expenditure category to show true comparison of revenues and expenditures.

GENERAL INFORMATION



FY 2024 - FY 2026 BUDGET FINANCIAL / BUDGETARY INFORMATION

I. FORM OF GOVERNMENT

Oakland County is organized under the authority of Michigan Public Act 139 of 1973 (as amended by Public Act 493 of 2000) the optional Unified Form of County Government Act. Policy formulation is a function of the nineteen-member Board of Commissioners, a partisan elected-body representing equally populated districts and serving a two-year term. Administrative responsibilities are a function of the County Executive, an elected official serving a four-year term. The Executive has veto authority over Board action, which requires a two-thirds majority vote to override.

II. ORGANIZATION AND FINANCIAL STRUCTURE

The County Budget is prepared in such a way as to maintain accountability both by programmatic cost center and by source of funds. Organizationally, the budget parallels the service delivery structure of Oakland County government including the following programs and departments:

Administration of Justice

Circuit Court
District Court
Probate Court

Law Enforcement

Sheriff
Prosecutor

General Government

Clerk/Register of Deeds
Treasurer
Water Resources Commissioner
Board of Commissioners
Parks and Recreation

County Executive

Administration
Management & Budget
Facilities Management
Human Resources
Health and Human Services
Public Services
Information Technology
Economic Development and Community Affairs
Emergency Management & Homeland Security
Public Communications

Non-Departmental Appropriations

The County's financial resources are budgeted in two major categories: General Fund/General Purpose and Special Revenue & Proprietary Funds. General Fund/General Purpose includes:

- General Fund
- Child Care Fund
- Social Welfare Foster Care Fund

Special Revenue & Proprietary Funds include all Grant Funds, Internal Service Funds, and Enterprise Funds.

Revenues are further categorized by Taxes, Federal Grants, State Grants, Other Intergovernmental Revenues, Charges for Services, Investment Income, Contributions, Indirect Cost, Other Revenues, and Transfers In.

Expenditures are controlled at the Department level by three appropriation categories:

- Personnel Expenditures
- Operating Expenditures
- Internal Support Expenditures (which support Internal Service Funds)

III. BASIS OF ACCOUNTING

The accounting records of the County are maintained in accordance with Generally Accepted Accounting Procedures (GAAP) as pronounced by the Government Accounting Standards Board (GASB) and its predecessors. Specifically, the County uses a modified accrual basis of accounting for the General Fund, Special Revenue Funds, Debt Service Funds, and Capital Projects Funds. A full accrual basis of accounting is used for Enterprise Funds, Internal Service Funds, Custodial Funds, and Pension Trust Funds.

In general, under the modified accrual accounting, revenues are recognized when they are available to pay obligations of the fiscal period, and expenditures are recognized when they are due and able to be paid from available resources. The budget is prepared in conjunction with the modified accrual accounting policies practiced by Oakland County.

IV. FUND DESCRIPTIONS

Following Generally Accepted Accounting Principles (GAAP), Oakland County budgets and accounts for financial activities by fund. A fund is a self-balancing set of accounts, recording cash, and other financial resources together with all related liabilities and balances, which are segregated for the purpose of carrying out specific activities. All County financial activity is recorded in one of nine fund types: General Fund/General Purpose, Special Revenue, Debt Service, Capital Project, Enterprise, Internal Service, Investment Trust, Pension Trust, and Custodial.

County financial activity is recorded in one of these fund types, but not all fund types are included in the annual budget. Those funds which are included in the Oakland County Budget fall into two main categories. The first category is General Fund/General Purpose, which includes the General Fund as well as two Special Revenue Funds: Child Care Fund and Social Welfare/Foster Care Fund. These two particular Special Revenue Funds are titled "General Purpose" because it is the County's intention to make up any unanticipated revenue shortfall with General Fund monies. The second category includes all the other Special Revenue Funds as well as the Proprietary Funds. The fund types whereby County financial activity is recorded, but not budgeted are Capital Projects Fund, Debt Service Fund, and Fiduciary Funds. Expenditures from these funds have been authorized by separate actions of the Board of Commissioners.

GENERAL FUND/GENERAL PURPOSE FUNDS

General Fund/General Purpose operations are those supported by the County property tax levy, fees generated by activities supported by the property tax levy, and other discretionary revenue sources. Included in this category is the General Fund, which covers all activity not specifically assigned to any other fund, and those Special Revenue Funds where the General Fund has pledged to cover all expenditures not covered by individual fund revenue. The Board of Commissioners exercises their greatest level of discretion over the level of appropriation and activity within these funds.

General Fund is used to account for all County financial activity that is not specifically assigned to any other fund. It is the primary vehicle by which the property tax levy is used to provide services. Unless otherwise noted, the General Fund is the sole resource for all governmental funded activity.

Child Care Fund is used to account for activity related to the placement of children in foster care homes and for the detention of children at Children's Village as ordered by Circuit/Family Court. The existence of this separate fund is required by the Michigan Social Welfare Act and assists in obtaining Child Care reimbursement from the Michigan Department of Human Services. The organizations supported by this fund include portions of the Health and Human Services Administration Division, Children's Village, and the Circuit Court's Family Division.

Social Welfare Foster Care Fund is used to reimburse agencies and individuals for board and care expenditures of foster care children awaiting adoption, under the supervision of the State Department of Human Services. Partial reimbursement of these expenditures is received from the State of Michigan. A portion of the Health and Human Services Administration Division is supported by this fund.

SPECIAL REVENUE AND PROPRIETARY FUNDS

Special Revenue and Proprietary Funds form a composite category which includes all fund types not primarily supported by the County property tax levy. Included in this designation are Special Revenue Funds, including Grants, as well as Proprietary Funds defined as Internal Service or Enterprise.

SPECIAL REVENUE FUNDS

Special Revenue funds are used to account for proceeds of specific revenue sources that are legally restricted to expenditures for specified purposes such as special assessment revenues, non-capital grants, and other earmarked revenues not included within other fund categories.

Special Revenue - Grants

The County has a multitude of separate grants budgeted in FY 2024 - FY 2026. The large number precludes listing and describing all the applicable funds. Below please find the list of grants by category.

The Multi-Organizational Grants Fund - accounts for costs in the following grants:

- Community Corrections, which uses State funds to increase utilization of community-based sanctions and services for nonviolent offenders.
- Justice Assistance Grant (JAG) provides state and local governments funding to support a broad range of activities to prevent and control crime, and to improve the criminal justice system.
- Mandated Indigent Defense Fund provides funding to assist with the Compliance Plan and Costs Analysis approved by the Michigan Indigent Defense Commission for the provision of Oakland County to provide indigent criminal defense services specified in Standards 1-5 MCL 780.993(3).

The Workforce Development Grants Fund - accounts for costs to provide employment services to individuals who are unemployed, physically, or economically disadvantaged, or transitioning from school to employment. Costs include training, education, and transportation, funded through state and federal grants.

The Law Enforcement Grants Fund - consists of grants used to record costs of various law enforcement programs utilizing federal, state, and local funds.

The Housing and Community Development Fund - accounts for block grants received from the U.S. Department of Housing and Urban Development for the use of low to moderate-income home improvement loans, municipal projects, and homeless-assistance projects, including counseling. The Neighborhood Stabilization Program is also included.

The Human Service Grants Fund - accounts for the cost of various health-related/grant-funded programs.

The Other Grants Fund - consist of grants whereby the function does not relate specifically to one of the other areas. They include:

- Grant for Clerk/Register of Deeds' Survey/Remonumentation consisting of state funds to locate, verify, replace, or reposition government sector corners and quarter corners within the County, per Public Act 345 of 1990.
- Grants for programs such as Arts, Culture and Film, Animal Control, Domestic Preparedness Equipment, Homeland Security, and Economic Development.
- Grants for COVID-19 pandemic related programs.

The Judicial Grants Fund - accounts for drug court programs through Oakland County Circuit and 52nd District Courts.

The Oakland Brownfield Initiative Fund - is used to account for grant revenue and administration/management costs incurred in assisting the redevelopment of tax reverted properties through Brownfield Cleanup Revolving Loan Fund programs.

Special Revenue – Other

The Register of Deeds Automation Fund - is used to account for revenues from additional fees as authorized by the State of Michigan to allow for technology improvements in Clerk/Register of Deeds offices.

The County Veterans' Trust Fund - is used to account for revenue earmarked for aid to needy veterans.

The Waste Resource Management Fund - is used to account for administrative costs associated with Brownfield plans.

Oakland Enhancement Fund – is used to account for revenue received from various sources for the purpose of coordinating economic development within the County.

The Water and Sewer Act 342 Fund - is used to account for the construction, under contractual arrangement, of water and sewer systems under Public Act 342 of 1939. Upon completion of the projects, these systems are turned over to the respective municipalities for operations and maintenance. This fund is not included in the County's budget.

The Lake Levels Act 146 Fund - is used to account for funds from special assessments to finance the cost of maintaining County lake levels created under Public Act 146 of 1961. This fund is not included in the County's budget.

The Drains Act 40 Chapters 4 & 18 Maintenance Fund - is used to record expenditures for the operations and maintenance of drainage districts created under Chapters 4 and 18 of Public Act 40 of 1956. Revenue is provided from special assessments against the benefiting properties within the district. This fund is not included in the County's budget.

The Lake Improvements Act 345 Fund - is used to account for funds held for lake improvement boards remaining from a phase out begun in 2004, awaiting action by the improvement boards to transfer responsibility to the respective local municipality. This fund is not included in the County's budget.

The Friend of the Court Fund - is used to account for costs of the operation of this division of the Circuit Court, responsible for providing services to individuals involved in court actions relating to case initiation, establishment, collections, and enforcement of child support orders as directed by the State of Michigan Child Support Enforcement System. Revenue sources include federal and state funding and charges for services. The fund also includes the activity for the Cooperative Reimbursement Program and Access and Visitation Grant.

Concealed Pistol Licensing Fund – This fund was created under State of Michigan Public Act 3 of 2015, accounts for the deposit of concealed pistol licensing fees collected by the County Clerk/Register of Deeds and the allowable expenditures related to the cost of administering this act.

American Rescue Plan (ARP) Local Fiscal Recovery Fund – This fund was created with Miscellaneous Resolution #21212 to account for the American Rescue Plan Act of 2021 Local Fiscal Recovery funding allocated to Oakland County.

Housing Trust Fund – This fund was created with Miscellaneous Resolution #22135 to account for Oakland County contributions and any other federal or state revenue related to affordable housing. The resolution authorized a \$2,000,000 annual appropriation transfer from the General Fund (#10100) to the Housing Trust Fund (#21400) which is sourced from a portion of the State Revenue Sharing revenue dollars.

PROPRIETARY FUNDS

Proprietary Funds operate as private businesses whose purpose is to provide services either to customers within the County government (Internal Services) or to customers outside the County government (Enterprise). Revenue to operate the fund is generated by charges for the services provided.

Proprietary – Internal Service Funds

Internal Service funds account for the financing of goods or services provided by one County department to other departments or agencies on a cost-reimbursed basis.

Facilities Maintenance and Operations Fund accumulates the costs of operating and maintaining the County's buildings, grounds, and utilities. The fund recovers costs by developing rates and billing user departments.

Information Technology Fund accounts for the operations of the Department of Information Technology, a service bureau that provides services to other County departments and divisions, local governmental units, private sector organizations, and Access Oakland customers. Costs include the program and system support, maintenance, enhancements, and new development for all major systems applications.

Drain Equipment Fund accounts for the cost of vehicles and other equipment used for the construction and maintenance of various drain, water, and sewer systems. The fund is reimbursed as the accumulated costs are distributed to specific projects or funds.

Motor Pool Fund accumulates the costs of purchasing, servicing, and operating County-owned vehicles. The fund recovers these costs by developing rates and billing user

departments.

Telephone Communications Fund accumulates the costs of operating the County telephone system. The fund is reimbursed for the accumulated costs by distributing the charges to the specific fund or department.

Building and Liability Insurance Fund was established to accumulate monies which are available to settle claims against the County when no insurance coverage exists and to make insurance premium payments. The fund is reimbursed by the user departments for insurance premiums paid and monies accumulated for self-insurance.

Fringe Benefits Fund is used to account for the County's employee fringe benefits. Monies are accumulated in this fund as a result of payroll allocations made on a departmental and/or bargaining unit basis. This fund also accumulates and disburses monies related to workers' compensation and unemployment compensation claims and performs as the debt service fund for the County's Retiree Health Care Refunding bonds.

Proprietary – Enterprise Funds

Enterprise funds account for operations and services provided for County residents and are financed primarily through user charges.

County Airports Fund was established to account for operations of the Oakland County International Airport, Oakland/Troy, and Oakland/Southwest airports. Revenues are primarily derived from leases, hangar rentals, landing fees, and other rentals or service charges.

The Delinquent Personal Property Tax Administration Fund - is used to account for the collection of delinquent personal property taxes and their subsequent disbursement to various municipalities, school districts, and other governmental units. Cost-related activities involving the collection of taxes are also recorded in this fund. Per State of Michigan statutes, money collected in excess of costs shall be intermittently transferred to the County General Fund.

Delinquent Tax Revolving Fund is used to account for money advanced by the County to cities, villages, townships, and County funds for unpaid property taxes and the subsequent collections of delinquencies from taxpayers. If necessary, short-term notes are sold to fund the advances.

Parks and Recreation Fund is used to account for revenue earmarked for the operation of the County Parks. Principal revenues are from a voter-approved millage and user charges.

Transit Fund is used to account for revenue used to support and expand public transit services in Oakland County. Revenue from the voter approved millage supports the expansion of a county-wide transit system.

Fire Records Management Fund was established to accumulate revenues and costs associated with providing a centralized Fire Records Management System (FRMS). The system will aid in uniform reporting and data sharing for participating local fire departments.

Sewage Disposal System Funds were established to record operations and maintenance of the systems, which are used to move sewage to the Great Lakes Water Authority (GLWA) for treatment. These systems include the Clinton-Oakland S.D.S., Huron-Rouge S.D.S., Evergreen-Farmington S.D.S., and Southeastern Oakland County S.D.S (George W. Kuhn Drain). Costs are recovered by developing rates and billing the municipalities being serviced.

Water and Sewer Trust Fund is used to account for monies received from those County residents whose water and sewer systems are maintained for their respective cities,

villages, or townships by Oakland County Water Resources Commissioner.

CLEMIS (Courts and Law Enforcement Management Information System) Fund was established to accumulate revenues and costs associated with providing law enforcement units with immediate access to criminal and vehicle information throughout the United States and Canada. This includes the cost of purchasing, servicing, and operating mobile data terminals and base stations.

Radio Communications Fund accumulates the costs of purchasing, servicing, and operating the County-owned radio system. The fund recovers costs by developing rates and billing users and receives revenue from the 911 surcharge.

V. BUDGET POLICY AND PROCEDURES

Budgeting policies and procedures are delineated in the General Appropriations Act adopted annually by the Board of Commissioners which complies with Public Act 621 of 1978, the Uniform Budgeting, and Accounting Act for Local Units of Government in Michigan. This act mandates a balanced budget, designates the County Executive as the Chief Administrative Officer and the Director of Management & Budget as the Chief Fiscal Officer. The act further spells out the fiduciary responsibilities of all County employees, elected and appointed; specifies the minimum required contents of the budget document; and prescribes appropriate actions in the event of violation.

VI. BUDGET PROCESS

The Oakland County Budget Process is typically divided into four phases and functions on a Triennial basis, which began in 2009 for processing the FY 2010-2013 budget.

The County recognizes the importance to plan further into the future, and will continue with a “triennial budget”, projecting out three fiscal years (FY 2024, FY 2025, and FY 2026). By preparing a three-year budget we hope to gain more advanced notice on necessary fiscal adjustments, establish better long-term planning, and be in better position to react before a crisis arises.

Phase I - Development of Budget Preparation Materials

This first phase begins with Fiscal Services Division staff, working with the operating departments, to develop preliminary General Fund/ General Purpose revenue estimates. This work is generally undertaken during January and early February. The staff members involved use a number of techniques in developing these revenue estimates: reviewing historical revenue patterns; analyzing economic information such as the local consumer price index, construction activity, land sale activity, etc; reviewing property value information provided by the County's Equalization Division; and reviewing revenue estimates provided by the Michigan Department of Treasury. The result of this activity is the compilation of Estimated County General Fund/General Purpose Revenue for the upcoming triennial period. This information is shared with the County Administration and presented to the Board of Commissioners' Finance Committee.

The primary purpose of estimating revenues is the development of the budget parameters for the next triennial period. The level of projected revenue growth helps determine what level of compensation changes will be proposed by the Executive and the level of resources that will be available for County programs.

Upon completion of the revenue estimation function, the County Executive Administration and Fiscal Services Division staff develops materials for the departments to use in requesting a budget for the next triennial period. This includes gathering historical expenditure information, preparing the financial system to enter budget data, and developing the salary forecast, which provides the detailed costs of salaries and fringe benefits for each authorized position within the County departments. Aside from revenue estimates, generating an accurate salary forecast is perhaps the most crucial part of the budget process, as personnel costs account for nearly half of the County's

entire budget.

The final step in Phase I is the Budget Orientation session. These sessions, attended by all operating departments and administered by the County Executive Administration, as well as Fiscal Services and Human Resource Department staff, are designed to emphasize the budget parameters, go over the budget calendar and instructions, and provide departments with information useful to the development of their budget requests including current and historical expenditure information and an annualized salary and fringe benefit forecast.

Phase II - Development of Department Budget Requests

At this stage, Departments develop their budget allocation requests and submit them to the Fiscal Services Division and Human Resources Department by end of April, for each of the following categories:

1. Current Programs - Departments may request inflation adjustments or other known increases in allocations necessary to operate at their current program levels.
2. Program Change – Departments may request an allocation to fund any new program, innovation, requirement, or other substantial change in their operation.

Phase III - Development of the County Executive's Recommended Budget

The initial activity during this phase is the analysis of the Elected Officials' budget requests, as well as ensuring any new positions or programs were funded with an offset by reductions elsewhere in that department or official's budget. There are meetings held between the Elected Officials, as well as the County Executive Departments, with the County Executive Administration for questions, clarification, and discussion. Analysts from Fiscal Services and Human Resources are usually on hand and called upon to assist with the analysis process in order for the County Executive Administration to make a decision about budget plans submitted. Once the County Executive Administration has reviewed the plans and given approval or disapproval for each request, the Fiscal Services and Human Resources staff begins developing the County Executive's Recommended Budget, which usually occurs during the months of May and June. The County Executive Recommended Budget is produced in line-item document form and must be submitted to the Board of Commissioners by July 1 (ninety days before the start of the triennial period). State law and the County General Appropriations Act require that this Recommended Budget be balanced with revenues equaling expenditures. A copy of the County Executive Recommended Budget is provided to the County Clerk and made available on the County's website for public access and inspection.

Phase IV - Board of Commissioners' Process for Budget Adoption

Upon receipt of the County Executive Recommended Budget, the Board of Commissioners reviews the recommendation. The Board has the legal authority to accept the County Executive Recommendation in total, reject it in total, or modify the Recommendation. The latter option is generally implemented.

Although not required by any statute, typically the Board of Commissioners will utilize its Finance Committee to conduct budget hearings on the County Executive Recommendation. The committee has options as to how they conduct the hearings and who is requested to be present to answer questions regarding the recommendation. Generally, the elected official or director responsible for each department, along with other key leaders within a department, appears before the committee.

During the budget hearing process, amendments to the County Executive Recommendation may be introduced. Some of the recommended amendments may be initiated by

the Administration as a result of continued analysis of budgetary requirements with the operating departments. The Commissioners may recommend other amendments. The recommended amendments are not voted on during the hearing process. Rather they are placed on an "amendment list." At its last meeting in August, the Finance and Infrastructure Committee votes on each item on the list, along with any other proposed amendments brought during that meeting. The result of these actions produces a Finance Committee Recommended Budget. State law and the County General Appropriations Act also require that this Recommended Budget be balanced with revenues equaling expenditures.

The Finance Committee Recommended Budget is then moved to the full Board of Commissioners for action before the end of September. A public hearing on the Finance Committee Recommended Budget is also scheduled for a day of the Board meeting. Public Notice regarding the Finance Committee Recommended Budget (including a brief summary of the recommended budget) and the budget hearing is placed in one general circulation newspaper throughout the County at least seven days prior to the hearing date. A copy of the Finance Committee Recommended Budget is provided to the County Clerk and made available on the County's website for public access and inspection.

At the meeting in September, the full Board of Commissioners first conducts a public hearing on the Finance Committee Recommended Budget. After the hearing, the Board may entertain any amendments from Commissioners. Each amendment is voted on separately. After consideration of any amendments, the Board adopts the Triennial Budget, which again must be balanced, and takes effect beginning October 1.

VII. BUDGET AMENDMENT PROCESS

In Oakland County, the budget is a living document which can be adjusted to meet the changing demand for services during the fiscal year. Accordingly, the budget amendment process is part of a larger on-going budget monitoring process. Rather than hold budget changes to one or two specific times in the fiscal year, the County's Administration and policy makers prefer to deal with unanticipated issues as they arise, making appropriate budget adjustments, ideally by reallocating funds within the budget rather than utilizing County fund balance.

Oakland County operates with a three-year "rolling budget". This means that unless an adjustment is a one-time circumstance, all budget amendments modify the current fiscal year budget and the two subsequent fiscal year budgets. This practice allows the County to account for the impact of adjustments over a multi-year time frame to ensure ongoing fiscal balance.

With few exceptions, a resolution adopted by the Board of Commissioners is required to amend the budget. All requests for budget amendments must be made to Fiscal Services and incorporated into the applicable resolution prior to full Board and County Executive approval.

The exceptions, as listed in the General Appropriations Act, allows the Chief Fiscal Officer (Director of Management and Budget) to transfer funds from budgeted reserve accounts into a departmental budget to cover overtime needs, capital outlay requests, and maintenance department charges.

In addition, the Department of Management and Budget prepares quarterly financial forecasts that project budget performance through the end of the fiscal year, to prevent any unexpected year-end financial shortfalls.

Section 24 of the General Appropriations Act provides that:

Whenever it appears to the County Executive or the Board of Commissioners that actual and probable revenues in any fund will be less than the estimated revenues upon which appropriations from such fund were based, the County Executive shall present to the Board of Commissioners recommendations which, if adopted, will prevent expenditures from exceeding available revenues for the current fiscal year. Such recommendations shall include proposals for

reducing appropriations, increasing revenues, or both. After receiving the recommendations of the County Executive for bringing appropriations into balance with estimated revenues, the Board of Commissioners shall amend the general appropriations measure to reduce appropriations or shall approve such measures necessary to provide revenues sufficient to equal appropriations, or both.

Section 23 of the General Appropriations Act provides that:

The Board of Commissioners may make supplemental appropriations by amending this general appropriations measure as provided by this resolution, provided that revenues in excess of those anticipated in the original general appropriations measure become available due to:

- (a) An unobligated surplus from prior years becoming available; or
- (b) Current year revenue exceeding original estimate in amounts sufficient enough to finance increased appropriations.

The Board of Commissioners may make a supplemental appropriation by increasing the dollar amount of an appropriation item in the original general appropriations measure or by adding additional items. At the same time, the estimated amount from the source of revenue to which the increase in revenue may be attributed shall be increased, or other source and amount added in a sum sufficient to equal the supplemental expenditure amount. In no case may such an appropriation cause total estimated expenditures, including an accrued deficit, to exceed total estimated revenue, including an unappropriated surplus.

Section 22 of the General Appropriations Act provides that:

Direct expenditure and/or transfers of any unencumbered balance or any portion thereof in any appropriation for transfer account to any other appropriation account may not be made without amendment of the general appropriations measure as provided for in this resolution, except that transfers within and between budgeted funds and departments may be made by the Fiscal Officer in certain specified instances.

VIII. USE OF FUND BALANCE

The County's fund balance policy was revised in July 2021 with Miscellaneous Resolution #21301. The policy reflects a minimum fund balance level of 25% of annual on-going General Fund expenditures to protect the continuity of county services during economic downturn (commonly referred to as the County's "Rainy Day Fund") and another 5% of on-going annual expenditures for non-economic budget risks such as a natural disaster. Any Fund Balance above the targeted level may be utilized to address the County's substantial capital and information technology needs and make other long-term investments in the County.

FY2024 Budget Summary
OAKLAND COUNTY, MICHIGAN
FY2024 AND FY2025 AND FY2026 County Executive Budget Recommendation

Department	General Fund	Special Revenue	Proprietary Fund		Total	Adjusted Total (less Internal Service)
			Enterprise	Internal Service		
Expenses						
Circuit Court	53,311,824	22,008,325	-	-	75,320,148	75,320,148
District Court	19,955,852	274,666	-	-	20,230,518	20,230,518
Probate Court	8,275,470	-	-	-	8,275,470	8,275,470
Prosecuting Attorney	27,732,068	3,894,125	-	-	31,626,193	31,626,193
Sheriff	195,028,383	7,490,355	-	215,000	202,733,738	202,518,738
County Clerk / Register of Deeds	11,561,822	2,749,334	-	-	14,311,156	14,311,156
Parks and Recreation	-	-	37,652,748	12,000	37,664,748	37,652,748
Treasurer	9,010,041	-	13,620,966	-	22,631,007	22,631,007
Water Resources Commissioner	8,479,591	-	267,752,547	58,865,046	335,097,184	276,232,138
Board of Commissioners	5,718,447	-	-	-	5,718,447	5,718,447
County Executive Administration	10,777,077	15,960,127	-	8,055,164	34,792,368	26,737,204
Central Services	-	-	2,184,546	10,706	2,195,252	2,184,546
Department of Public Communication	3,950,965	442,239	-	-	4,393,204	4,393,204
Economic Development	11,236,781	17,949,679	75,815,210	15,000	105,016,670	105,001,670
Emergency Management and Homeland Security Department	3,249,892	208,223	-	3,379,976	6,838,091	3,458,115
Facilities Management	5,299,634	-	-	41,378,177	46,677,811	5,299,634
Health and Human Services	46,678,716	30,771,243	-	14,000	77,463,958	77,449,958
Human Resources	6,276,367	-	-	4,433,934	10,710,301	6,276,367
Information Technology	-	-	25,826,682	62,029,160	87,855,842	25,826,682
Management and Budget	25,254,180	98,901	609,185	152,028	26,114,294	25,962,266
Public Services	45,287,391	2,416,386	-	55,000	47,758,777	47,703,777
Non Departmental Department	57,784,104	4,487,387	-	186,337,590	248,609,081	62,271,491
Non Departmental Transfers	(1,187,680)	-	-	-	(1,187,680)	(1,187,680)
	<u>553,680,924</u>	<u>108,750,990</u>	<u>423,461,883</u>	<u>364,952,781</u>	<u>1,450,846,578</u>	<u>1,085,893,797</u>
Child Care Fund Transfer	19,510,127	-	-	-	19,510,127	19,510,127
Total less Child Care Fund	<u>534,170,797</u>	<u>108,750,990</u>	<u>423,461,883</u>	<u>364,952,781</u>	<u>1,431,336,451</u>	<u>1,066,383,670</u>

FY2025 Budget Summary
OAKLAND COUNTY, MICHIGAN
FY2024 AND FY2025 AND FY2026 County Executive Budget Recommendation

Department	General Fund	Special Revenue	Proprietary Fund		Total	Adjusted Total (less Internal Service)
			Enterprise	Internal Service		
Expenses						
Circuit Court	54,840,316	22,008,325	-	-	76,848,641	76,848,641
District Court	20,819,396	274,666	-	-	21,094,062	21,094,062
Probate Court	8,568,458	-	-	-	8,568,458	8,568,458
Prosecuting Attorney	28,975,903	3,801,111	-	-	32,777,014	32,777,014
Sheriff	201,489,568	6,758,862	-	215,000	208,463,430	208,248,430
County Clerk / Register of Deeds	11,853,695	2,778,586	-	-	14,632,281	14,632,281
Parks and Recreation	-	-	38,873,798	12,000	38,885,798	38,873,798
Treasurer	9,242,037	-	13,147,845	-	22,389,882	22,389,882
Water Resources Commissioner	8,732,288	-	269,266,270	61,776,941	339,775,499	277,998,558
Board of Commissioners	5,903,186	-	-	-	5,903,186	5,903,186
County Executive Administration	11,109,323	15,960,127	-	8,141,206	35,210,657	27,069,450
Central Services	-	-	1,993,240	10,104	2,003,344	1,993,240
Department of Public Communication	4,432,902	116,272	-	-	4,549,174	4,549,174
Economic Development	11,621,125	17,993,537	80,547,200	15,000	110,176,862	110,161,862
Emergency Management and Homeland Security Department	2,902,815	26,129	-	3,504,285	6,433,229	2,928,944
Facilities Management	5,445,919	-	-	41,390,267	46,836,186	5,445,919
Health and Human Services	48,714,949	30,751,087	-	14,000	79,480,036	79,466,036
Human Resources	6,560,238	-	-	4,780,057	11,340,294	6,560,238
Information Technology	-	-	26,180,175	64,093,529	90,273,704	26,180,175
Management and Budget	26,375,256	98,901	641,951	160,292	27,276,400	27,116,108
Public Services	47,045,977	2,022,311	-	55,000	49,123,288	49,068,288
Non Departmental Department	58,547,461	206,051	-	196,011,800	254,765,312	58,753,512
Non Departmental Transfers	(5,963,362)	-	-	-	(5,963,362)	(5,963,362)
	<u>567,217,450</u>	<u>102,795,965</u>	<u>430,650,479</u>	<u>380,179,481</u>	<u>1,480,843,376</u>	<u>1,100,663,895</u>
Child Care Fund Transfer	20,200,393	-	-	-	20,200,393	20,200,393
Total less Child Care Fund	<u>547,017,057</u>	<u>102,795,965</u>	<u>430,650,479</u>	<u>380,179,481</u>	<u>1,460,642,983</u>	<u>1,080,463,502</u>

FY2026 Budget Summary
OAKLAND COUNTY, MICHIGAN
FY2024 AND FY2025 AND FY2026 County Executive Budget Recommendation

Department	General Fund	Special Revenue	Proprietary Fund		Total	Adjusted Total (less Internal Service)
			Enterprise	Internal Service		
Expenses						
Circuit Court	56,152,997	22,008,732	-	-	78,161,729	78,161,729
District Court	21,648,698	274,666	-	-	21,923,364	21,923,364
Probate Court	8,806,813	-	-	-	8,806,813	8,806,813
Prosecuting Attorney	30,155,525	3,801,111	-	-	33,956,636	33,956,636
Sheriff	207,576,531	6,758,455	-	215,000	214,549,986	214,334,986
County Clerk / Register of Deeds	12,538,981	2,808,452	-	-	15,347,433	15,347,433
Parks and Recreation	-	-	39,784,240	12,000	39,796,240	39,784,240
Treasurer	9,452,495	-	13,431,729	-	22,884,223	22,884,223
Water Resources Commissioner	8,940,946	-	270,675,646	64,208,533	343,825,125	279,616,592
Board of Commissioners	6,063,135	-	-	-	6,063,135	6,063,135
County Executive Administration	11,423,622	15,960,127	-	8,304,774	35,688,523	27,383,749
Central Services	-	-	1,885,706	10,172	1,895,878	1,885,706
Department of Public Communication	4,696,584	-	-	-	4,696,584	4,696,584
Economic Development	11,970,190	18,035,866	85,283,248	15,000	115,304,304	115,289,304
Emergency Management and Homeland Security Department	2,553,227	765	-	3,624,342	6,178,333	2,553,992
Facilities Management	5,609,678	-	-	41,515,491	47,125,168	5,609,678
Health and Human Services	50,291,902	30,751,088	-	14,000	81,056,990	81,042,990
Human Resources	6,804,424	-	-	5,069,298	11,873,722	6,804,424
Information Technology	-	-	26,091,283	64,702,183	90,793,466	26,091,283
Management and Budget	27,437,910	98,901	673,564	169,051	28,379,427	28,210,376
Public Services	48,669,191	2,022,311	-	55,000	50,746,502	50,691,502
Non Departmental Department	58,735,968	206,050	-	203,098,042	262,040,060	58,942,018
Non Departmental Transfers	(8,213,362)	-	-	-	(8,213,362)	(8,213,362)
	<u>581,315,454</u>	<u>102,726,524</u>	<u>437,825,417</u>	<u>391,012,885</u>	<u>1,512,880,280</u>	<u>1,121,867,395</u>
Child Care Fund Transfer	20,815,900	-	-	-	20,815,900	20,815,900
Total less Child Care Fund	<u>560,499,554</u>	<u>102,726,524</u>	<u>437,825,417</u>	<u>391,012,885</u>	<u>1,492,064,380</u>	<u>1,101,051,495</u>

Revenue Summary
OAKLAND COUNTY, MICHIGAN
FY2024 AND FY2025 AND FY2026 County Executive Budget Recommendation

Department	FY 2022 Actual	FY 2023		FY 2024 Amended Plan	FY 2025 Amended Plan	FY 2024 County Exec. Recommended	FY 2025 County Exec. Recommended	FY 2026 County Exec. Recommended
		Adopted Budget	Amended Budget					
Revenues								
Taxes								
Treasurer	1,872,686	1,563,500	1,563,500	1,563,500	1,563,500	1,700,000	1,700,000	1,700,000
Non Departmental Department	267,597,730	284,171,204	289,356,500	296,449,349	307,949,000	305,945,907	317,693,422	328,535,353
	269,470,416	285,734,704	290,920,000	298,012,849	309,512,500	307,645,907	319,393,422	330,235,353
Federal Grants								
Prosecuting Attorney	238,846	205,000	467,500	205,000	205,000	205,000	205,000	205,000
Sheriff	483,076	-	128,843	-	-	-	-	-
Emergency Management and Homeland Security Department	289,282	55,000	659,821	55,000	55,000	990,000	490,000	55,000
Health and Human Services	277,815	648,790	631,490	647,307	647,307	647,307	647,307	647,307
Public Services	181,329	300,000	300,000	300,000	300,000	300,000	300,000	300,000
	1,470,349	1,208,790	2,187,654	1,207,307	1,207,307	2,142,307	1,642,307	1,207,307
State Grants								
Sheriff	62,891	-	26,150	-	-	-	-	-
County Clerk / Register of Deeds	-	-	40,000	-	-	-	-	-
Facilities Management	-	-	15,000	-	-	-	-	-
Health and Human Services	6,759,407	5,541,240	6,076,821	5,509,653	5,509,653	6,554,723	6,554,723	6,554,723
Non Departmental Department	10,280,957	14,350,688	14,807,484	14,957,730	14,970,934	15,772,168	16,374,814	16,898,330
	17,103,254	19,891,928	20,965,455	20,467,383	20,480,587	22,326,891	22,929,537	23,453,053
Intergovernmental General Reimbursement								
Non Departmental Department	45,801,251	47,584,129	47,834,129	47,584,129	47,584,129	52,750,000	52,750,000	52,750,000
	45,801,251	47,584,129	47,834,129	47,584,129	47,584,129	52,750,000	52,750,000	52,750,000
Intergovernmental Program Reimbursement								
Circuit Court	227,106	4,500	4,500	4,500	4,500	4,500	4,500	4,500
District Court	115,351	1,800	1,800	1,800	1,800	1,800	1,800	1,800
Probate Court	160,723	-	-	-	-	-	-	-
Sheriff	207,050	255,050	255,050	255,050	255,050	255,050	255,050	255,050
Emergency Management and Homeland Security Department	23,183	9,000	9,000	9,000	9,000	9,000	9,000	9,000
Non Departmental Department	1,543,773	1,994,184	1,994,184	1,994,184	1,994,184	1,994,184	1,994,184	1,994,184
	2,277,186	2,264,534	2,264,534	2,264,534	2,264,534	2,264,534	2,264,534	2,264,534
Charges for Services								
Circuit Court	3,996,425	2,555,500	1,585,500	1,505,500	1,505,500	854,200	854,200	854,200
District Court	8,655,548	11,669,021	11,669,021	11,669,021	11,669,021	9,746,112	9,746,112	9,746,112
Probate Court	779,860	518,600	518,600	518,600	518,600	532,650	532,650	532,650
Prosecuting Attorney	731,966	820,349	853,621	54,100	54,100	833,621	833,621	833,621
Sheriff	66,661,296	69,128,953	70,583,404	72,294,930	72,133,595	71,949,930	71,788,595	71,788,595
County Clerk / Register of Deeds	23,594,640	18,043,500	18,043,500	18,043,500	18,043,500	15,928,500	15,928,500	15,928,500
Treasurer	4,165,369	3,347,100	3,347,100	3,297,100	3,247,100	3,466,100	3,466,100	3,466,100
Water Resources Commissioner	4,064,286	3,858,755	3,858,755	3,862,519	3,865,103	3,854,519	3,857,103	3,857,103
Board of Commissioners	3,645	3,700	3,700	3,700	3,700	3,700	3,700	3,700
County Executive Administration	328	-	-	-	-	-	-	-
Central Services	208,977	-	-	-	-	-	-	-
Economic Development	414,267	416,708	421,490	416,708	416,708	316,708	316,708	316,708
Facilities Management	197,013	326,000	326,000	326,000	326,000	396,000	416,000	416,000

Revenue Summary
OAKLAND COUNTY, MICHIGAN
FY2024 AND FY2025 AND FY2026 County Executive Budget Recommendation

Department	FY 2022 Actual	FY 2023		FY 2024 Amended Plan	FY 2025 Amended Plan	FY 2024 County Exec. Recommended	FY 2025 County Exec. Recommended	FY 2026 County Exec. Recommended
		Adopted Budget	Amended Budget					
Health and Human Services	3,854,392	4,678,847	4,678,847	4,676,519	4,676,519	4,177,916	4,177,916	4,177,916
Management and Budget	4,313,213	4,585,765	4,395,265	4,450,265	4,450,265	4,505,404	4,651,606	4,803,656
Public Services	6,763,757	6,811,101	7,369,723	6,835,851	6,811,101	6,689,601	6,664,851	6,664,851
Non Departmental Department	1,094,715	918,565	918,565	918,565	918,565	918,000	4,518,000	6,918,000
	129,499,697	127,682,464	128,573,091	128,872,878	128,639,377	124,172,961	127,755,662	130,307,712
Investment Income								
District Court	484	2,200	2,200	2,200	2,200	2,200	2,200	2,200
County Clerk / Register of Deeds	1,261	2,500	2,500	2,500	2,500	2,500	2,500	2,500
Treasurer	241,927	300,000	300,000	300,000	300,000	300,000	300,000	300,000
Health and Human Services	9	-	-	-	-	-	-	-
Management and Budget	267,242	-	-	-	-	-	-	-
Non Departmental Department	(22,413,420)	1,500,000	1,500,000	1,500,000	1,500,000	3,000,000	3,000,000	3,000,000
	(21,902,497)	1,804,700	1,804,700	1,804,700	1,804,700	3,304,700	3,304,700	3,304,700
Planned Use of Fund Balance								
Non Departmental Department	-	8,273,876	65,861,452	(19,052)	4,948	2,586,602	-	-
	-	8,273,876	65,861,452	(19,052)	4,948	2,586,602	-	-
Other Revenues								
District Court	73	-	-	-	-	-	-	-
Sheriff	95,714	15,000	15,000	15,000	15,000	15,000	15,000	15,000
County Clerk / Register of Deeds	950	-	-	-	-	-	-	-
Treasurer	1,745	-	-	-	-	-	-	-
Central Services	1,842	-	-	-	-	-	-	-
Economic Development	686,863	-	-	-	-	-	-	-
Emergency Management and Homeland Security Department	696	-	-	-	-	-	-	-
Facilities Management	1,859	1,500	1,500	1,500	1,500	1,500	1,500	1,500
Health and Human Services	3,161,852	-	-	-	-	-	-	-
Management and Budget	113,297	-	-	-	-	-	-	-
Public Services	201,075	-	-	-	-	-	-	-
Non Departmental Department	3,879,115	417,500	417,500	417,500	417,500	-	-	-
	8,145,080	434,000	434,000	434,000	434,000	16,500	16,500	16,500
Contributions								
Sheriff	25	-	-	-	-	-	-	-
Health and Human Services	1,556	-	-	-	-	-	-	-
Non Departmental Department	1,745	-	-	-	-	-	-	-
	3,326	-	-	-	-	-	-	-
Indirect Cost Recovery								
Non Departmental Department	9,068,263	9,150,000	9,150,000	9,150,000	9,150,000	9,150,000	9,150,000	9,150,000
	9,068,263	9,150,000	9,150,000	9,150,000	9,150,000	9,150,000	9,150,000	9,150,000
Total Revenues	460,936,326	504,029,125	569,995,015	509,778,728	521,082,082	526,360,402	539,206,662	552,689,159
Transfers/Other Sources (Uses)								
Transfers In								
Prosecuting Attorney	75,000	-	100,000	-	-	-	-	-
Sheriff	576,899	-	25,794	-	-	-	-	-
Treasurer	2,585,895	2,300,000	2,300,000	2,300,000	2,300,000	2,700,000	2,700,000	2,700,000
Board of Commissioners	-	-	100,000	100,000	100,000	100,000	100,000	100,000
Economic Development	1,000	-	-	-	-	-	-	-
Public Services	18,691	-	-	-	-	-	-	-

Revenue Summary
OAKLAND COUNTY, MICHIGAN
FY2024 AND FY2025 AND FY2026 County Executive Budget Recommendation

Department	FY 2022 Actual	FY 2023		FY 2024 Amended Plan	FY 2025 Amended Plan	FY 2024 County Exec. Recommended	FY 2025 County Exec. Recommended	FY 2026 County Exec. Recommended
		Adopted Budget	Amended Budget					
Non Departmental Department	3,251,969	5,000,000	5,000,000	5,000,000	5,000,000	5,000,000	5,000,000	5,000,000
Non Departmental Transfers	11,625,778	18,753,877	18,825,292	18,903,348	18,916,552	19,520,522	20,210,788	20,826,295
	18,135,231	26,053,877	26,351,086	26,303,348	26,316,552	27,320,522	28,010,788	28,626,295
Total Transfers/Other Sources (Uses)	18,135,231	26,053,877	26,351,086	26,303,348	26,316,552	27,320,522	28,010,788	28,626,295
Total General Fund/General Purpose (GF/GP) Funds	479,071,557	530,083,002	596,346,101	536,082,076	547,398,634	553,680,924	567,217,450	581,315,454
Child Care Fund Transfer	-	18,753,877	18,753,877	18,892,953	18,906,157	19,510,127	20,200,393	20,815,900
Total GF/GP Funds Adjusted for Child Care Fund Transfer	479,071,557	511,329,125	577,592,224	517,189,123	528,492,477	534,170,797	547,017,057	560,499,554
Special Revenue & Proprietary								
Special Revenue								
Circuit Court	17,169,474	22,158,196	22,945,682	22,211,510	22,211,510	22,184,719	22,184,719	22,184,719
District Court	226,650	322,118	274,666	322,118	322,118	274,666	274,666	274,666
Prosecuting Attorney	2,872,713	3,597,640	3,600,640	3,597,640	3,597,640	3,600,640	3,600,640	3,600,640
Sheriff	5,171,826	6,032,538	12,426,171	7,126,275	6,301,768	7,447,574	6,623,067	6,623,067
County Clerk / Register of Deeds	2,011,335	2,703,339	2,770,772	2,771,128	2,771,484	2,778,335	2,778,586	2,809,217
County Executive Administration	2,491,015	1,850,703	1,883,621	1,850,703	1,850,703	1,883,621	1,883,621	1,883,621
Economic Development	19,009,801	17,887,624	17,645,722	17,887,624	17,887,624	18,048,580	18,092,438	18,134,767
Emergency Management and Homeland Security Department	359,592	615,709	615,709	-	-	-	-	-
Health and Human Services	24,550,028	30,636,751	32,031,322	33,109,582	33,089,427	32,073,805	32,053,650	32,053,650
Management and Budget	124,092	-	(1,096,512)	(1,096,512)	(1,096,512)	(1,096,512)	(1,096,512)	(1,096,512)
Public Services	1,590,059	1,679,511	1,819,539	1,679,511	1,679,511	1,819,539	1,819,539	1,819,539
Non Departmental Department	29,768,013	12,867,432	47,068,171	11,021,813	5,799,650	19,765,024	14,581,551	14,439,150
Total Special Revenue	105,344,598	100,351,561	141,985,503	100,481,392	94,414,923	108,750,990	102,795,965	102,726,524
Proprietary								
Parks and Recreation	32,996,727	36,881,934	37,026,434	37,803,657	38,840,357	38,261,932	39,515,749	40,457,805
Treasurer	6,862,366	14,183,915	14,183,915	14,184,925	14,185,193	13,620,966	13,147,845	13,431,729
Water Resources Commissioner	309,955,694	320,479,772	320,691,135	322,300,309	323,786,920	326,544,093	330,969,712	334,810,679
County Executive Administration	-	-	-	-	239,688	-	239,688	239,688
Central Services	7,452,410	77,017	-	-	-	-	-	-
Economic Development	2,966,051	7,073,309	58,200,929	7,883,578	7,769,510	77,999,755	82,540,440	87,168,955
Emergency Management and Homeland Security Department	70	-	-	-	-	-	-	-
Facilities Management	33,684,459	40,934,540	41,631,590	41,899,374	42,261,502	44,744,859	44,880,656	45,126,004
Information Technology	71,771,486	83,090,663	84,106,811	84,182,023	86,974,624	87,855,843	90,273,704	90,793,467
Non Departmental Department	162,452,535	181,223,115	181,177,056	185,733,559	192,529,434	199,387,216	209,262,167	216,809,975
Total Proprietary	628,141,799	683,944,265	737,017,870	693,987,425	706,587,228	788,414,664	810,829,961	828,838,302
Total Special Revenue/Proprietary	733,486,398	784,295,826	879,003,373	794,468,817	801,002,151	897,165,654	913,625,926	931,564,826
Total Revenues	1,212,557,954	1,295,624,951	1,456,595,597	1,311,657,940	1,329,494,628	1,431,336,451	1,460,642,983	1,492,064,380
Internal Service Fund Revenues	301,884,733	337,210,596	338,170,157	344,558,456	352,913,260	364,952,781	380,179,481	391,012,885
Total Revenues less Internal Service Funds	910,673,221	958,414,355	1,118,425,440	967,099,484	976,581,368	1,066,383,670	1,080,463,502	1,101,051,495

**REVENUE DESCRIPTIONS
GENERAL FUND / GENERAL PURPOSE FUNDS**

TAXES (NON-DEPARTMENTAL)

PROPERTY TAX LEVY: For Fiscal Year 2024, the Ad Valorem Tax Levy (levy) is based on the anticipated December 31, 2023 Taxable Value (TV) of **\$79,731,944,882** multiplied by the County's authorized millage rate of **3.9388** mills. For Fiscal Year 2025, the levy is based upon the estimated December 31, 2024, TV of **\$83,422,562,953** (4.62% increase) by the County-authorized millage rate of **3.9092** mills. For Fiscal Year 2026, the levy is based upon the estimated December 31, 2025, TV of **\$86,925,239,842** (4.19% increase) by the County-authorized millage rate of **3.8798** mills. The Property Tax levy conforms to the Headlee Constitutional Tax Limitation Amendment as well as P.A. 4 of 1982, Truth in Taxation requirements.

DELINQUENT TAXES PRIOR YEARS: Collection of previous years' delinquent property taxes previously treated as "uncollectible". Also, the "actual" column includes a payment from the Delinquent Tax Revolving Fund (DTRF) for property taxes listed as "delinquent" during that fiscal year. This payment is budgeted under "property taxes" for FY 2024, FY 2025, and FY 2026.

MARIJUANA TAX: Marijuana funds collected under the Michigan Regulation and Taxation of Marijuana Act (Initiated Law 1 of 2018) and distributed to local governmental entities upon appropriation by the State of Michigan.

TREASURERS - Payments made in lieu of taxes and other specialized collections.

TRAILER TAX: Fifty cents (\$0.50) of each \$3.00 monthly fee collected on mobile homes in trailer parks.

LESS: TAX FINANCING OFFSETS TIFA/DDA/CIA: Amount expected to be lost from County property tax collections due to Tax Increment Finance Authority (TIFA) and Downtown Development Authority (DDA), and Corridor Improvement Authority (CIA) exemptions granted by local communities for redevelopment of deteriorated industrial areas. It is anticipated that by granting these exemptions and redeveloping these areas, it will encourage economic development, job creations and increased property tax valuations in future years. **BROWNFIELD DEVELOPMENT:** Amount expected to be lost from municipal implementation of Brownfield plans and promotions for the redevelopment and revitalization of environmentally distressed areas, per P.A. 381 of 1996.

LESS: DELINQUENT TAXES - CURRENT: Amount of delinquent property taxes written off as "uncollectible" during the fiscal year.

LESS: MILLAGE REDUCTION: Not applicable to FY 2024 - FY 2026. The maximum millage rate is expected to be levied.

FEDERAL GRANTS

HEALTH AND HUMAN SERVICES - Federal reimbursement for Health Division services related to Type II Public Water Supply operator certifications and capacity development and sexually transmitted disease services provided in Health clinics.

PUBLIC SERVICES - Federal payment of school meals for children in the Children's Village School.

EMERGENCY MANAGEMENT & HOMELAND SECURITY – the County receives federal funding as reimbursement for a portion of the Emergency Management and Homeland Security Director's salary.

PROSECUTING ATTORNEY - State of Michigan Department of Human Services (DHS) (federal portion) of Title IV-E contract revenues to the Prosecuting Attorney's Office to provide legal consultation regarding prosecution of abuse/neglect of children cases.

SHERIFF (CORRECTIVE SERVICES) – Federal payments for the housing of non-citizens in the Oakland County Jail.

NON-DEPARTMENTAL – Federal funds related to the COVID-19 pandemic program funding. Please note that federal funds related to the American Rescue Plan Act (ARPA) Local Fiscal Recovery Funds for County Pandemic and Operational Recovery Expenses are recorded primarily in the separate Special Revenue ARPA Fund #21285.

STATE GRANTS

HEALTH AND HUMAN SERVICES (HEALTH DIVISION) – Granting of Local Public Health Operational (LPHO) funds from the state Department of Community Health, as established by the Public Health Code.

NON-DEPARTMENTAL (CHILD CARE SUBSIDY) - 50% subsidy by the State for net childcare costs. Net childcare costs include all eligible County costs, with the exception of state institutions and adoptive subsidies that fall under the state approved budget. Adoptive subsidies are reimbursed 100%. The State invoices the County for 50% of state and private institution cost under the “state pays first” policy and therefore, institution costs are not reimbursable from Child Care Subsidy.

INTERGOVERNMENTAL GENERAL REIMBURSEMENT REVENUE (DEPARTMENTS AND NON-DEPARTMENTAL)

STATE COURT FUND: State reimbursement for trial court expenses, in addition to judges’ salaries and jury fees, as approved through adoption of Public Act 374 of 1996. Funds are distributed to Counties based upon Circuit Court and Probate Court caseloads.

CONVENTION FACILITY/LIQUOR TAX: County share of distribution of revenue generated from Tri-County convention facilities tax levied under P.A. 106 and 4% liquor tax levied under P.A. 107 of 1985, when these revenues exceed the debt service requirements for convention facilities and the distribution of liquor tax receipts to the 80 “out-state” counties. One-half of these funds must be used for substance abuse treatment and prevention programs.

CIRCUIT COURT: State fees collected for drug case management.

DISTRICT COURT: State fees collected for drug case management.

EMERGENCY MANAGEMENT & HOMELAND SECURITY: Payment from communities for their share of new tornado sirens.

SHERIFF: Reimbursement from the Social Security Administration for the housing of SSI eligible inmates, as well as reimbursement from the State for the Marine Safety Program.

NON-DEPARTMENTAL: Reimbursement for Circuit, Probate, and 52nd District Court Judges salaries; first instituted in 1985 as a standardization payment with full reimbursement instituted, beginning in Fiscal Year 1997, with the adoption of Public Act 374 of 1996. Also, includes Revenue Sharing payments from the State that were restored in FY 2015 and Local Community Stabilization Share Appropriation revenue for personal property tax loss reimbursements from the State.

CHARGES FOR SERVICES

BOARD OF COMMISSIONERS: Fee income for transcription services provided at meetings for various board authorities.

CENTRAL SERVICES: Per miscellaneous resolution #22-048 authorized the deletion of the Department of Central Services and transferred the Support Services division to the Department Facilities Management.

CIRCUIT COURT: Court costs, historic reimbursement for Court appointed attorneys pertaining to the Family and Appellate courts, mediation fines, Jury Fees, and revenue generated by sale of marriage licenses utilized in provision of family counseling services.

COUNTY CLERK/REGISTER OF DEEDS: Fees and service charges collected by the County Clerk for County records such as births, deaths, marriages, business and professional registration, Circuit Court records, and Forfeiture of Bonds; fees and service charges collected by the Register of Deeds to record official County documents such as deeds, mortgages, surveys, land contracts, and other miscellaneous documents affecting real property, and collection of Land Transfer Tax (P.A. 134 of 1996) of \$0.55 for each \$500 of value of property transferred and fees charged for on-line access to specific public records; and fees and reimbursements for costs associated with elections.

DISTRICT COURT: County portion of fees and costs collected from Oakland County's four divisions of the 52nd District Courts. Includes collection of Probation Oversight Fees and fees under O.U.I.L Legislation (P.A. 309), ordinance fines and costs, State law costs and filing fees from civil cases.

ECONOMIC DEVELOPMENT: Reimbursement of costs from local communities participating in the North Oakland Household Hazardous Waste Consortium (NO HAZ) collection program; sale of map products from the One Stop Shop; and reimbursement for administrative and technical services from the Business Finance Corporation and the Economic Development Corporation.

EMERGENCY MANAGEMENT & HOMELAND SECURITY: Due to a reorganization in early FY 2021 Homeland Security was moved to a new department titled Emergency Management and Homeland Security. Homeland Security receives Federal grant funding from Hazardous Material Transportation Uniform Safety Act (HMTUSA) for development of hazardous material response planning.

FACILITIES MANAGEMENT: Per miscellaneous resolution #22-048 authorized the deletion of the Department of Central Services and transferred the Support Services division to the Department of Facilities Management. Commission revenue is from vending machine sales. The mail service operations are also accounted for in the General Fund.

HEALTH AND HUMAN SERVICES: Revenue for various inspection/permit fees, reimbursements from other governmental units, clients and third parties for services rendered by the Health Division.

MANAGEMENT AND BUDGET: Reimbursement for assessment and appraisal services provided by the Equalization Division to local units of governments. Fiscal Services Reimbursement Unit receives Late Penalty Fees, which are one-time charges of 20% on defendant invoices (except restitutions) issued that are delinquent more than 56 days. Reimbursement for negotiated rebates on large, countywide purchasing contracts, for such items as office supplies and Purchasing Cards, through the Purchasing Division.

NON-DEPARTMENTAL: Commissions on public phone use by inmates in the Oakland County Jail.

PROBATE COURT: Fees collected for services rendered by Probate Court including gross estate fees, filing fees and reimbursement for court appointed attorneys.

PROSECUTING ATTORNEY: Reimbursement for tuition income from local police departments for training in legal procedures, partial reimbursement for costs associated with crime victims' witness and protection programs, fee charged for victim welfare fraud case reviews and forensic lab requests.

PUBLIC SERVICES: Fees generated by Community Corrections from participants in the Weekend Alternative for Misdemeanants (WAM) and STEP Forward programs; fees collected by the Animal Control Division while enforcing the Michigan State Dog Law. These fees include dog license fees, impound and board fees, adoption fees, and medical fees. Medical Examiner reflects charges for autopsies, cremations, court testimony, depositions, body storage and miscellaneous reports. State reimbursement for housing of State Wards in Children's Village as well as state aid for students enrolled in Children's Village School.

SHERIFF: Charges for Civil Action and Processing services in the Civil Division, local municipal deputy contracts for law enforcement, court security, and dispatch services, reimbursement for overtime, housing of state prisoners diverted to the county jail, board and care charged to inmates, drug testing, commission contract revenue, as well as other miscellaneous revenues.

TREASURER'S OFFICE: Miscellaneous refunds and charges for services performed by the Treasurer. Also, County portion of inheritance taxes, collection fees from delinquent taxes, collection of Industrial and Commercial Facilities Taxes, and Investment fees.

WATER RESOURCES COMMISSIONER: Reimbursement from drainage projects and water and sewer systems for services rendered by budgeted personnel. Also includes Soil Erosion fees and Plat review fees.

INVESTMENT INCOME

Interest income earned by the County's General Fund from investments by the County Treasurer, as well as smaller accounts in the Clerk and 52nd District Court.

PLANNED USE OF FUND BALANCE

Non-Departmental: The FY 2024 budget assumes fund balance use of \$2.5 million as described in the budget introduction message. FY 2025 and FY 2026 do not assume the use of fund balance. It is important to note that the county has budgeted for general favorability / turnover factors of \$16.0 million FY 2024 – FY 2025.

OTHER REVENUES

CENTRAL SERVICES: Per miscellaneous resolution #22-048 authorized the deletion of the Department of Central Services and transferred the Support Services division to the Department of Facilities Management.

FACILITIES MANAGEMENT: Miscellaneous resolution #22-048 authorized the deletion of the Department of Central Services and transferred the Support Services division to Facilities Management. Anticipated Other Revenue is from the sale of equipment during the County's public auction and internet auctions.

NON-DEPARTMENTAL: Sundry receipts and refunds, generally small in amount and non-recurring, therefore not warranting separate classification. Also includes prior year adjustments due to timing issues of previous year's transactions.

SHERIFF: Anticipated revenue from the sale of equipment during the County's auction.

CONTRIBUTIONS (no budget for FY 2024 – FY 2026)

Generally used for donations to sponsor annual events or other one-time initiatives/programs.

INDIRECT COST RECOVERY (NON-DEPARTMENTAL)

Third party reimbursement for the overhead incurred by the County in the administration of grants, contractual programs, as well as the County's Internal Services and Enterprise funds. The level of reimbursement is based upon a calculated rate that is submitted to the United States Department of Housing and Urban Development as the cognizant agency.

TRANSFERS IN

NON-DEPARTMENTAL:

DELINQUENT TAX REVOLVING FUND – GENERAL OPERATIONS – To support General Fund operations, an annual transfer of \$5.0 million annually for FY 2024, FY 2025, and FY 2026.

TREASURER: Transfer of interest and penalties earned from the Delinquent Tax Revolving Fund.

Expenditure Summary
OAKLAND COUNTY, MICHIGAN
FY2024 AND FY2025 AND FY2026 County Executive Budget Recommendation

Department	FY 2022 Actual	FY 2023		FY 2024 Amended Plan	FY 2025 Amended Plan	FY 2024 County Exec. Recommended	FY 2025 County Exec. Recommended	FY 2026 County Exec. Recommended
		Adopted Budget	Amended Budget					
Expenditures								
Personnel								
Salaries								
Circuit Court	16,735,170	18,600,900	18,666,286	18,671,618	18,671,618	19,335,002	19,918,282	20,445,686
District Court	9,045,014	9,890,192	9,959,369	9,972,156	9,972,622	10,563,347	10,989,212	11,391,159
Probate Court	3,347,692	3,704,744	3,717,061	3,717,061	3,717,061	3,903,752	4,018,188	4,117,007
Prosecuting Attorney	12,719,089	14,886,911	15,067,739	14,404,234	14,404,234	15,634,850	16,292,960	16,911,718
Sheriff	95,383,583	97,117,863	97,853,708	94,559,103	94,294,549	99,695,385	102,379,886	105,013,595
County Clerk / Register of Deeds	4,399,133	5,278,314	5,278,314	5,278,314	5,278,314	5,432,018	5,642,751	5,841,471
Treasurer	2,238,815	2,490,755	2,490,755	2,490,755	2,490,755	2,610,217	2,697,362	2,777,659
Water Resources Commissioner	155,859	165,933	165,933	165,933	165,933	170,893	174,200	177,507
Board of Commissioners	2,055,340	2,215,749	2,215,749	2,159,594	2,159,594	2,414,794	2,487,876	2,550,876
County Executive Administration	3,536,497	4,318,665	4,326,491	4,308,552	4,308,552	4,732,709	4,908,940	5,071,705
Central Services	403,196	-	-	-	-	-	-	-
Department of Public Communication	1,209,978	1,490,298	1,609,664	1,671,574	1,671,574	1,781,367	2,072,265	2,222,914
Economic Development	4,599,739	5,216,593	5,216,593	5,216,593	5,216,593	5,117,055	5,292,170	5,452,268
Emergency Management and Homeland Security Department	712,726	750,384	755,468	750,384	750,384	827,904	943,090	999,061
Facilities Management	1,035,987	1,915,810	1,915,810	1,915,810	1,915,810	2,085,737	2,167,541	2,234,919
Health and Human Services	17,880,772	21,198,336	21,198,336	21,198,336	21,198,336	21,976,009	22,740,110	23,437,009
Human Resources	1,876,032	2,554,773	2,554,773	2,554,773	2,554,773	2,693,997	2,806,430	2,914,710
Management and Budget	11,757,749	13,501,257	13,269,997	13,038,737	13,038,737	13,219,075	13,686,520	14,108,129
Public Services	17,908,637	20,770,298	21,138,050	20,745,925	21,140,000	21,517,234	22,258,481	22,967,428
Non Departmental Department	1,836,782	1,041,385	1,041,385	-	-	-	-	-
Non Departmental Transfers	-	(10,272,145)	(10,272,145)	(8,592,813)	(7,092,813)	(10,000,000)	(10,000,000)	(10,000,000)
	208,837,790	216,837,015	218,169,336	214,226,639	215,856,626	223,711,348	231,476,263	238,634,822
Fringe Benefits								
Circuit Court	8,014,037	9,463,268	9,486,158	9,488,024	9,488,024	10,127,119	10,789,063	11,501,199
District Court	4,099,659	4,812,077	4,836,289	4,841,638	4,842,491	5,159,824	5,529,561	5,924,893
Probate Court	1,618,291	1,838,505	1,842,817	1,842,817	1,842,817	2,005,611	2,131,996	2,264,174
Prosecuting Attorney	5,783,294	7,084,854	7,192,326	6,844,402	6,844,402	7,473,575	7,962,758	8,498,695
Sheriff	46,118,921	48,594,848	48,940,230	47,780,779	47,645,706	53,355,725	56,332,206	59,589,845
County Clerk / Register of Deeds	2,284,676	2,819,688	2,819,688	2,819,688	2,819,688	3,155,357	3,384,195	3,625,802
Treasurer	1,084,881	1,281,129	1,281,129	1,281,129	1,281,129	1,336,974	1,426,773	1,523,163
Water Resources Commissioner	61,560	68,691	68,691	68,691	68,691	69,374	72,610	76,564
Board of Commissioners	1,077,850	1,227,679	1,227,679	1,199,892	1,199,892	1,316,947	1,402,075	1,492,359
County Executive Administration	1,450,659	1,870,475	1,873,215	1,863,700	1,863,700	2,085,668	2,208,649	2,344,343
Central Services	204,176	-	-	-	-	-	-	-
Department of Public Communication	525,363	687,964	752,614	793,002	793,002	892,532	1,074,529	1,183,224
Economic Development	2,209,424	2,627,901	2,627,901	2,627,901	2,627,901	2,533,013	2,695,442	2,874,361
Emergency Management and Homeland Security Department	298,603	331,136	333,873	331,136	331,136	384,104	409,917	436,468
Facilities Management	507,404	966,750	966,750	966,750	966,750	1,114,889	1,191,016	1,269,551
Health and Human Services	8,746,092	10,740,608	10,740,608	10,740,608	10,740,608	11,590,882	12,353,529	13,170,093
Human Resources	830,598	1,052,962	1,052,962	1,052,962	1,052,962	1,188,844	1,271,030	1,360,223
Management and Budget	6,147,120	6,977,786	6,853,098	6,728,409	6,728,409	7,064,628	7,554,700	8,078,673
Public Services	8,560,218	10,533,213	10,518,684	10,557,534	10,831,200	10,931,480	11,661,788	12,454,675
Non Departmental Department	128,718	-	-	-	-	-	-	-
	99,751,542	112,979,534	113,414,712	111,829,062	111,968,508	121,786,544	129,451,835	137,668,305
Total Personnel	308,589,332	329,816,549	331,584,048	326,055,701	327,825,134	345,497,892	360,928,098	376,303,126

Expenditure Summary
OAKLAND COUNTY, MICHIGAN
FY2024 AND FY2025 AND FY2026 County Executive Budget Recommendation

Department	FY 2022 Actual	FY 2023		FY 2024 Amended Plan	FY 2025 Amended Plan	FY 2024 County Exec. Recommended	FY 2025 County Exec. Recommended	FY 2026 County Exec. Recommended
		Adopted Budget	Amended Budget					
Operating								
Contractual Services								
Circuit Court	4,654,713	11,081,843	11,341,096	11,070,773	11,070,773	11,194,879	11,194,879	11,194,879
District Court	1,787,571	1,937,798	1,945,227	1,956,198	1,975,068	1,956,198	1,975,068	1,994,421
Probate Court	1,023,270	1,037,315	1,064,270	1,037,315	1,037,315	1,115,135	1,115,135	1,115,135
Prosecuting Attorney	639,516	562,136	1,111,613	523,816	523,816	563,904	563,904	563,904
Sheriff	8,973,897	10,594,275	12,445,651	11,475,519	11,579,262	11,475,519	11,579,262	11,579,262
County Clerk / Register of Deeds	297,777	431,550	471,725	431,550	431,550	431,550	431,550	431,550
Treasurer	44,249,894	3,321,870	42,598,424	3,321,870	3,321,870	3,172,370	3,197,870	3,223,370
Water Resources Commissioner	161,121	189,557	189,563	189,557	189,557	189,557	189,557	189,557
Board of Commissioners	1,358,921	1,154,757	2,383,854	1,254,757	1,254,757	1,254,757	1,254,757	1,254,757
County Executive Administration	652,898	903,685	2,025,485	875,485	875,485	987,284	987,284	992,534
Central Services	190,352	-	-	-	-	-	-	-
Department of Public Communication	279,160	1,421,000	1,898,511	1,134,686	1,134,686	1,046,527	1,046,527	1,046,527
Economic Development	1,960,363	1,947,496	5,229,822	1,697,496	1,697,496	2,167,496	2,167,496	2,167,496
Emergency Management and Homeland Security Department	2,483,870	274,297	1,453,852	274,297	274,297	1,211,297	711,297	276,297
Facilities Management	495,357	623,042	812,592	623,042	623,042	702,557	702,557	702,557
Health and Human Services	4,758,991	6,064,804	8,731,647	6,064,804	6,064,804	6,075,504	6,075,504	6,075,504
Human Resources	737,098	539,547	856,415	539,547	539,547	904,791	829,791	829,791
Management and Budget	300,611	797,670	971,550	762,670	762,670	787,581	801,416	816,053
Public Services	3,884,971	3,992,473	4,399,199	3,993,223	3,992,473	4,061,223	4,060,473	4,060,473
Non Departmental Department	299,178	353,305	353,305	353,305	353,305	22,500	22,500	22,500
Non Departmental Transfers	-	1,815,541	2,161,427	334,229	642,043	1,350,000	3,650,000	4,150,000
	79,189,531	49,043,961	102,445,226	47,914,139	48,343,816	50,670,629	52,556,827	52,686,567
Non Departmental Expense								
Health and Human Services	278,174	283,027	283,027	283,027	283,027	283,027	283,027	283,027
Non Departmental Department	17,920,116	17,265,854	20,722,090	16,690,854	16,690,854	17,597,716	16,747,716	16,747,716
Non Departmental Transfers	-	(3,433,875)	(4,959,515)	5,151,846	14,574,846	(4,550,000)	(9,100,000)	(11,850,000)
	18,198,290	14,115,006	16,045,602	22,125,727	31,548,727	13,330,743	7,930,743	5,180,743
Commodities								
Circuit Court	239,167	297,058	810,055	300,558	300,558	300,808	300,808	300,808
District Court	226,214	258,218	258,218	258,218	258,218	258,218	258,218	258,218
Probate Court	88,190	76,109	95,035	76,109	76,109	90,000	90,000	83,889
Prosecuting Attorney	117,655	94,900	250,251	94,900	94,900	97,904	97,904	97,904
Sheriff	2,847,139	2,841,036	3,735,404	2,851,680	2,847,256	2,851,680	2,847,256	2,847,256
County Clerk / Register of Deeds	704,247	900,862	931,999	1,125,862	900,862	1,125,862	900,862	1,125,862
Treasurer	72,398	86,900	86,900	86,900	86,900	86,900	86,900	86,900
Water Resources Commissioner	48,367	98,418	98,531	98,418	98,418	98,418	98,418	98,418
Board of Commissioners	4,343	29,291	29,291	29,291	29,291	29,291	29,291	29,291
County Executive Administration	16,975	87,150	90,231	87,150	87,150	83,421	83,421	83,421
Central Services	(25,651)	-	-	-	-	-	-	-
Department of Public Communication	4,234	73,000	136,473	73,000	73,000	73,000	73,000	73,000
Economic Development	28,434	87,379	170,129	87,379	87,379	67,379	67,379	67,379
Emergency Management and Homeland Security Department	756,521	23,040	133,040	23,040	23,040	21,040	21,040	21,040
Facilities Management	157,539	144,187	181,206	144,187	144,187	155,587	155,587	155,587
Health and Human Services	1,689,999	2,056,110	2,097,185	2,056,110	2,056,110	2,055,410	2,055,410	2,055,410
Human Resources	8,772	26,054	26,054	26,054	26,054	31,054	31,054	31,054

Expenditure Summary
OAKLAND COUNTY, MICHIGAN
FY2024 AND FY2025 AND FY2026 County Executive Budget Recommendation

Department	FY 2022 Actual	FY 2023		FY 2024 Amended Plan	FY 2025 Amended Plan	FY 2024 County Exec. Recommended	FY 2025 County Exec. Recommended	FY 2026 County Exec. Recommended
		Adopted Budget	Amended Budget					
Management and Budget	290,826	322,660	302,964	294,660	294,660	302,128	309,980	318,186
Public Services	1,197,621	1,509,798	1,585,443	1,514,798	1,514,798	1,536,448	1,536,448	1,536,448
	8,472,989	9,012,170	11,018,409	9,228,314	8,998,890	9,264,548	9,042,976	9,270,071
Capital Outlay								
District Court	1,382	-	-	-	-	-	-	-
Prosecuting Attorney	-	4,800	-	-	-	-	-	-
Sheriff	551,181	58,887	2,354,802	58,887	58,887	58,887	58,887	58,887
Treasurer	-	-	17,920	-	-	-	-	-
Board of Commissioners	33,361	-	-	-	-	-	-	-
County Executive Administration	18,944	-	10,352	-	-	-	-	-
Economic Development	13,002	-	-	-	-	-	-	-
Emergency Management and Homeland Security Department	3,181	172,000	180,035	172,000	172,000	172,000	172,000	172,000
Facilities Management	5,000	-	21,373	-	-	65,000	-	-
Health and Human Services	9,931	-	23,044	-	-	-	-	-
Public Services	17,974	-	31,335	-	-	179,600	-	-
Non Departmental Transfers	-	2,300,000	1,934,949	300,000	300,000	2,800,000	300,000	300,000
	653,957	2,535,687	4,573,810	530,887	530,887	3,275,487	530,887	530,887
Total Operating	106,514,767	74,706,824	134,083,047	79,799,067	89,422,320	76,541,407	70,061,433	67,668,268
Internal Services								
Internal Support Expenditures								
Circuit Court	7,126,191	5,227,181	5,864,542	5,571,333	5,602,651	5,548,033	5,831,303	5,904,442
District Court	2,063,375	1,912,955	1,970,232	1,970,801	1,976,464	2,018,265	2,067,336	2,080,007
Probate Court	1,194,968	1,103,734	1,184,233	1,167,419	1,173,389	1,160,972	1,213,139	1,226,608
Prosecuting Attorney	2,590,762	2,351,664	2,475,721	2,469,540	2,480,716	2,664,041	2,760,583	2,785,509
Sheriff	21,957,520	23,358,310	23,926,657	24,554,924	24,627,229	26,603,659	27,304,543	27,500,158
County Clerk / Register of Deeds	1,942,835	1,336,589	1,533,210	1,430,469	1,438,965	1,417,035	1,494,337	1,514,296
Treasurer	1,692,358	1,288,312	1,459,620	1,320,749	1,328,028	1,683,579	1,713,132	1,721,403
Water Resources Commissioner	7,640,600	7,695,689	7,803,098	7,925,726	8,037,776	7,895,184	8,141,338	8,342,736
Board of Commissioners	767,511	695,942	721,283	733,431	738,231	702,658	729,187	735,853
County Executive Administration	1,097,437	922,740	1,019,842	963,710	970,141	976,174	1,009,209	1,019,798
Central Services	449,545	-	-	-	-	-	-	-
Department of Public Communication	218,476	40,837	312,541	40,892	40,947	157,539	166,581	170,919
Economic Development	1,565,270	1,349,620	1,463,136	1,416,504	1,432,046	1,351,838	1,398,638	1,408,687
Emergency Management and Homeland Security Department	777,956	599,413	631,044	613,219	615,145	633,547	645,471	648,360
Facilities Management	604,835	1,073,865	1,098,249	1,163,041	1,171,537	1,175,864	1,229,217	1,247,063
Health and Human Services	4,763,624	3,858,143	4,056,877	4,055,752	4,084,464	4,078,487	4,587,972	4,651,463
Human Resources	1,405,325	1,283,146	1,370,649	1,301,853	1,303,590	1,457,681	1,621,933	1,668,646
Management and Budget	4,371,532	3,545,319	3,860,236	3,547,584	3,558,637	3,880,768	4,022,641	4,116,870
Public Services	6,945,215	6,593,985	6,734,282	7,159,618	7,212,770	7,061,405	7,528,788	7,650,166
Non Departmental Department	1,995,328	2,767,524	2,501,254	2,911,555	2,929,731	2,858,215	2,944,239	2,977,931
Non Departmental Transfers	40,671	9,212,320	6,620,633	9,212,320	9,212,320	9,212,320	9,212,320	9,212,320
	71,211,332	76,217,288	76,607,339	79,530,440	79,934,777	82,537,265	85,621,908	86,583,234
Total Internal Service Expenditure								

Expenditure Summary
OAKLAND COUNTY, MICHIGAN
FY2024 AND FY2025 AND FY2026 County Executive Budget Recommendation

Department	FY 2022 Actual	FY 2023		FY 2024 Amended Plan	FY 2025 Amended Plan	FY 2024 County Exec. Recommended	FY 2025 County Exec. Recommended	FY 2026 County Exec. Recommended
		Adopted Budget	Amended Budget					
Other Financing Uses								
Transfers Out								
Circuit Court	8,419,365	6,805,982	6,805,982	6,805,982	6,805,982	6,805,982	6,805,982	6,805,982
Prosecuting Attorney	897,036	1,220,257	1,220,257	1,220,257	1,220,257	1,297,794	1,297,794	1,297,794
Sheriff	1,111,273	715,303	2,328,934	643,148	643,148	987,528	987,528	987,528
Treasurer	206,223	120,000	120,000	120,000	120,000	120,000	120,000	120,000
Water Resources Commissioner	54,340	56,165	56,165	56,165	56,165	56,165	56,165	56,165
Board of Commissioners	79,133	-	-	-	-	-	-	-
County Executive Administration	-	1,883,621	1,911,821	1,911,821	1,911,821	1,911,821	1,911,821	1,911,821
Economic Development	-	-	1,300,000	-	-	-	-	-
Facilities Management	-	-	15,000	-	-	-	-	-
Health and Human Services	-	609,538	1,228,935	1,228,935	1,228,935	619,397	619,397	619,397
Non Departmental Department	49,418,808	37,931,475	39,076,267	35,688,499	36,701,703	37,305,673	37,995,939	38,611,446
Non Departmental Transfers	-	-	8,306	-	-	-	-	-
	60,186,178	49,342,341	54,071,667	47,674,807	48,688,011	49,104,360	49,794,626	50,410,133
Budgeted Equity Adjustments								
Non Departmental Department	-	-	-	3,022,061	1,554,074	-	837,067	376,375
Non Departmental Transfers	-	-	-	-	(25,682)	-	(25,682)	(25,682)
	-	-	-	3,022,061	1,528,392	-	811,385	350,693
Total Other Financing Uses	60,186,178	49,342,341	54,071,667	50,696,868	50,216,403	49,104,360	50,606,011	50,760,826
Total Misc. Other	-	-	-	-	-	-	-	-
Total General Fund/General Purpose (GF/GP) Funds	546,501,608	530,083,002	596,346,101	536,082,076	547,398,634	553,680,924	567,217,450	581,315,454
Child Care Fund Transfer	-	18,753,877	18,753,877	18,892,953	18,906,157	19,510,127	20,200,393	20,815,900
Total GF/GP Funds Adjusted for Child Care Fund Transfer	546,501,608	511,329,125	577,592,224	517,189,123	528,492,477	534,170,797	547,017,057	560,499,554
Special Revenue & Proprietary								
Special Revenue								
Circuit Court	18,291,987	21,954,407	22,741,893	22,037,609	22,037,495	22,008,325	22,008,325	22,008,732
District Court	245,716	322,118	274,666	322,118	322,118	274,666	274,666	274,666
Prosecuting Attorney	2,719,216	3,745,541	4,040,451	3,838,555	3,745,541	3,894,125	3,801,111	3,801,111
Sheriff	8,151,261	6,250,235	12,545,463	7,221,103	6,489,756	7,490,355	6,758,862	6,758,455
County Clerk / Register of Deeds	2,268,211	2,703,339	2,770,772	2,771,128	2,771,484	2,749,334	2,778,586	2,808,452
Parks and Recreation	-	-	15,000,000	-	-	-	-	-
Board of Commissioners	50,000	-	-	-	-	-	-	-
County Executive Administration	6,009,714	7,293,764	15,955,983	7,293,731	7,293,699	15,960,127	15,960,126	15,960,127
Department of Public Communication	167,607	428,378	428,378	428,378	-	442,239	116,272	-
Economic Development	19,976,151	17,788,723	17,546,821	17,788,723	17,788,723	17,949,679	17,993,537	18,035,866
Emergency Management and Homeland Security Department	469,353	726,313	726,313	110,604	-	208,223	26,129	765
Facilities Management	46,344	-	-	-	-	-	-	-
Health and Human Services	28,337,325	30,548,271	30,846,330	31,924,590	31,904,435	30,771,243	30,751,087	30,751,088
Management and Budget	163,465	187,381	187,381	187,381	187,381	98,901	98,901	98,901
Public Services	2,304,272	1,873,291	2,142,252	2,027,672	1,873,291	2,416,386	2,022,311	2,022,311
Non Departmental Department	21,353,007	6,529,800	16,778,800	4,529,800	1,000	4,487,387	206,051	206,050
Total Special Revenue	110,553,628	100,351,561	141,985,503	100,481,392	94,414,923	108,750,990	102,795,965	102,726,524

Expenditure Summary
OAKLAND COUNTY, MICHIGAN
FY2024 AND FY2025 AND FY2026 County Executive Budget Recommendation

Department	FY 2022 Actual	FY 2023		FY 2024 Amended Plan	FY 2025 Amended Plan	FY 2024 County Exec. Recommended	FY 2025 County Exec. Recommended	FY 2026 County Exec. Recommended
		Adopted Budget	Amended Budget					
<u>Proprietary</u>								
Sheriff	211,837	200,000	200,000	200,000	200,000	215,000	215,000	215,000
Parks and Recreation	28,090,841	36,331,265	36,475,765	37,241,008	38,268,258	37,664,748	38,885,798	39,796,240
Treasurer	10,994,130	14,183,915	14,183,915	14,184,925	14,185,193	13,620,966	13,147,845	13,431,729
Water Resources Commissioner	301,980,646	320,553,272	320,764,635	322,373,809	323,860,420	326,617,593	331,043,212	334,884,180
County Executive Administration	5,699,720	6,988,574	6,942,515	6,939,238	7,310,573	8,055,164	8,141,206	8,304,774
Central Services	8,605,275	92,017	15,000	15,000	15,000	2,195,252	2,003,344	1,895,878
Economic Development	2,593,402	7,075,309	58,202,929	7,885,578	7,771,510	75,830,210	80,562,200	85,298,248
Emergency Management and Homeland Security Department	2,368,981	3,327,373	3,314,911	3,394,727	3,440,976	3,379,976	3,504,285	3,624,341
Facilities Management	31,737,761	37,619,167	38,328,679	38,516,647	38,832,526	41,378,177	41,390,267	41,515,491
Health and Human Services	4,799	21,500	21,500	21,500	21,500	14,000	14,000	14,000
Human Resources	2,501,084	3,694,618	3,697,968	3,816,249	3,880,400	4,433,934	4,780,057	5,069,297
Information Technology	75,007,806	83,090,663	84,106,811	84,182,023	86,974,624	87,855,842	90,273,704	90,793,466
Management and Budget	596,999	716,606	716,606	731,179	742,976	761,212	802,243	842,615
Public Services	27,260	46,000	46,000	46,000	46,000	55,000	55,000	55,000
Non Departmental Department	138,584,966	170,003,986	170,000,636	174,439,542	181,037,272	186,337,590	196,011,800	203,098,042
Total Proprietary	609,005,507	683,944,265	737,017,870	693,987,425	706,587,228	788,414,664	810,829,961	828,838,302
Total Special Revenue/Proprietary	719,559,135	784,295,826	879,003,373	794,468,817	801,002,151	897,165,654	913,625,926	931,564,826
Total Expenditures	1,266,060,743	1,295,624,951	1,456,595,597	1,311,657,940	1,329,494,628	1,431,336,451	1,460,642,983	1,492,064,380
Internal Service Fund Reductions	287,769,975	337,210,596	338,170,157	344,558,456	352,913,260	364,952,781	380,179,481	391,012,885
Total Expenditures less Internal Service Funds	978,290,768	958,414,355	1,118,425,440	967,099,484	976,581,368	1,066,383,670	1,080,463,502	1,101,051,495

SALARY AND POSITION INFORMATION

OAKLAND COUNTY GOVERNMENT			
CP	REC FY 24	TOT FY 24	ELECTORATE OF OAKLAND COUNTY
3311	11(25)	3303	Gen Fund/Gen Purpose
467	1(4)	470	Special Revenue
1594	43(16)	1614	Proprietary
5372	55(45)	5387	Total Positions

COUNTY EXECUTIVE DEPARTMENTS (a)			
CP	REC FY 24	TOT FY 24	COUNTY EXECUTIVE
1096	7(14)	1092	Gen Fund/Gen Purpose
162	1	163	Special Revenue
462	5(5)	465	Proprietary
1720	13(15)	1720	Total Positions

ADMINISTRATION OF JUSTICE			
CP	REC FY 24	TOT FY 24	
522		522	Gen Fund/Gen Purpose
144		144	Special Revenue
666		666	Total Positions

GENERAL GOVERNMENT & LEGISLATIVE BRANCH			
CP	REC FY 24	TOT FY 24	
200	1(4)	198	Gen Fund/Gen Purpose
93		93	Special Revenue
1132	24(12)	1149	Proprietary
1425	25(16)	1440	Total Positions

LAW ENFORCEMENT			
CP	REC FY 24	TOT FY 24	
1493	6(8)	1491	Gen Fund/Gen Purpose
68	2	70	Special Revenue
0		0	Proprietary
1561	8(8)	1561	Total Positions

CIRCUIT COURT			
CP	REC FY 24	TOT FY 24	CIRCUIT COURT JUDGES
267		267	Gen Fund/Gen Purpose
142		142	Special Revenue
409		409	Total Positions

COUNTY CLERK / REGISTER OF DEEDS			
CP	REC FY 24	TOT FY 24	COUNTY CLERK / REGISTER OF DEEDS
100		100	Gen Fund/Gen Purpose
6		6	Special Revenue
0		0	Proprietary
106		106	Total Positions

PROSECUTING ATTORNEY (b)			
CP	REC FY 24	TOT FY 24	PROSECUTING ATTORNEY
168		168	Gen Fund/Gen Purpose
26	2	28	Special Revenue
0		0	Proprietary
194	2	196	Total Positions

52ND DISTRICT COURT			
CP	REC FY 24	TOT FY 24	DISTRICT COURT JUDGES
200		200	Gen Fund/Gen Purpose
2		2	Special Revenue
202		202	Total Positions

TREASURER			
CP	REC FY 24	TOT FY 24	COUNTY TREASURER
38		38	Gen Fund/Gen Purpose
0		0	Special Revenue
6		6	Proprietary
44		44	Total Positions

SHERIFF OFFICE			
CP	REC FY 24	TOT FY 24	SHERIFF
1325	6(8)	1323	Gen Fund/Gen Purpose
42		42	Special Revenue
0		0	Proprietary
1367	6(8)	1365	Total Positions

PROBATE COURT			
CP	REC FY 24	TOT FY 24	PROBATE COURT JUDGES
55		55	Gen Fund/Gen Purpose
0		0	Special Revenue
55		55	Total Positions

BOARD OF COMMISSIONERS			
CP	REC FY 24	TOT FY 24	BOARD CHAIRPERSON
35		35	Gen Fund/Gen Purpose
0		0	Special Revenue
0		0	Proprietary
35		35	Total Positions

PARKS & RECREATION DEPARTMENT			
CP	REC FY 24	TOT FY 24	DIRECTOR PARKS & RECREATION
3	(2)	1	Gen Fund/Gen Purpose
810	8(5)	813	Proprietary
813	8(7)	814	Total Positions

WATER RESOURCES COMMISSIONER			
CP	REC FY 24	TOT FY 24	WATER RESOURCES COMMISSIONER
24		24	Gen Fund/Gen Purpose
87		87	Special Revenue
316	14	330	Proprietary
427	14	441	Total Positions

- (a) One (1) position requested to be sunset 09/30/24, per FY24 Budget. Recommended.
- (b) Nine (9) positions requested to be sunset 09/30/24, per FY24 Budget. Recommended.

TUITION REIMBURSEMENT

FY 2023 Allocation: \$400,000

FY 2024 - 2026 Allocation: \$400,000

Merit Rule 20 provides tuition reimbursement to County employees eligible for fringe benefits for successfully completing coursework related to their present or probable future County job. The Human Resources Department provides uniform coordination of the program and compliance with Merit System Tuition Reimbursement policy. Employees invest their own time to complete the course work. This benefit currently provides for up to \$1,400 per semester, with an annual limit of \$4,200 per fiscal year.

YEAR	NO. EMPLOYEES	BUDGET	EXPENDITURES
2014	140	260,000	127,349
2015	167	460,000	261,483
2016	164	460,000	349,967
2017	163	460,000	320,460
2018	155	460,000	272,737
2019	125	460,000	314,491
2020	108	460,000	235,386
2021	133	460,000	270,492
2022	171	350,000	264,640
2023*	97	400,000	119,406

**As of June 27, 2023*

CLASSIFICATION AND RATE CHANGE FUND

FY 2023 Allocation: \$193,451
FY 2024 Allocation: \$250,000
FY 2025 Allocation: \$500,000
FY 2026 Allocation: \$750,000

The Salary Administration Plan, as adopted by the Board of Commissioners, established a process for reviews and appeals of classification salary grade placements. Reviews occur on an ongoing basis to ensure a fair and timely assessment of changes in job responsibilities. All recommended salary grade changes occur as a result of the Salary Administration Plan review and appeal process and require Board of Commissioners approval prior to implementation and funding from this reserve.

2024 CLASSIFICATION CHANGES

There are fourteen (14) new classifications recommended to be created, and two (2) classifications that have recommended changes in salary grade.

2024 RECOMMENDED NEW POSITIONS AND POSITION DELETIONS

New position requests and recommendations are identified separately as General Fund/General Purpose or Special Revenue/Proprietary and are summarized by department on the following pages. The summaries reflect the following County Executive position recommendation:

	CREATE		DELETE	
	Eligible	Non-Eligible	Eligible	Non-Eligible
General Fund/General Purpose (GF/GP)	11	1	5	21
Proprietary (PR)	22	7	2	10
Special Revenue (SR)	3	0	0	0

2025 RECOMMENDED NEW POSITIONS AND POSITION DELETIONS

There are no new position requests for FY 2025.

2026 RECOMMENDED NEW POSITIONS AND POSITION DELETIONS

There are no new position requests for FY 2026.

GENERAL FUND / GENERAL PURPOSE POSITION REQUESTS

FY 2024 BUDGET

REQUEST	COUNTY EXECUTIVE RECOMMENDATION								
DEPARTMENT / DIVISION / UNIT	REQUEST # of POS.	CLASSIFICATION	SALARY GRADE	SALARY EACH	FTE FRINGES*	TOTAL	# POS.	TOTAL COST	COMMENTS
Sheriff									
Administrative Services	(1)	Office Support Clerk Senior PTNE 1,000 hours/year @ step 12 (4030201-12908)	HRL/109	19,241	1,010	(20,252)	(1)	(20,252)	Recommended
Division Total	0	(1)		19,241	1,010	(20,252)	0	(1)	(20,252)
Corrective Services/ Satellites	(1)	Office Support Clerk PTNE 1,000 hours/year @ step 12 (4030401-12954)	HRL/107	17,310	909	(18,219)	(1)	(18,219)	Recommended
	(3)	Court Park Deputy PTNE 1,000 hours/year @ step 12 (4030401-11796, 11797, and 11798)	HRL/214	24,201	1,271	(76,414)	(3)	(76,414)	Recommended
Division Total	1	Office Support Clerk @12 step	018/J	37,607	28,981	66,589	1	66,589	Recommended
	1	(4)		79,118	31,161	(28,044)	1	(4)	(28,044)
Emergency Response and Preparedness/ Admin	(1)	Office Support Clerk Senior PTNE 1,000 hours/year @ step 84 (4030501-07375)	HRL/109	24,586	1,291	(25,877)	(1)	(25,877)	Recommended
	1	Office Support Clerk Senior @12 step	018/K	41,479	30,321	71,800	1	71,800	Recommended
Division Total	1	(1)		66,065	31,611	45,923	1	(1)	45,923
Patrol Services	(1)	Deputy II @36 step (4030601-01421)	010/E	77,281	42,704	(119,985)	(1)	(119,985)	Recommended
	1	Sergeant @12 step	015/C	87,118	46,107	133,225	1	133,225	Recommended
Division Total	1	(1)		164,399	88,812	13,240	1	(1)	13,240
Investigative & Forensic Services Admin	(1)	Sergeant @24 step (4030901-02034)	015/C	89,018	46,764	(135,782)	(1)	(135,782)	Recommended
Division Total	0	(1)		89,018	46,764	(135,782)	0	(1)	(135,782)

*FTE Fringes at 34.59% + \$15,973. PTNE fringes at 5.25%

GENERAL FUND / GENERAL PURPOSE POSITION REQUESTS

FY 2024 BUDGET

REQUEST							COUNTY EXECUTIVE RECOMMENDATION				
Technology Information and Innovation	1		Sheriff Administrative Specialist @60 step	UNI/114	60,539	36,914	97,453	1	97,453	Body worn camera grant ending 03/14/24	
	1		Sheriff Administrative Specialist @48 step	UNI/114	58,173	36,095	94,269	1	94,269	Body worn camera grant ending 03/14/24	
	1		User Support Specialist II @60 step	UNI/120	81,128	44,035	125,163	1	125,163	Body worn camera grant ending 03/14/24	
Division Total	3	0			199,841	117,044	316,884	3	0	316,884	
DEPARTMENT TOTAL	6	(8)			617,683	316,402	191,969	6	(8)	191,969	
Parks & Recreation											
Recreation Programs and Community Services	(2)		Bus Driver PTNE 1,000 hours/year @ step 12 (5060110-15837 and 15838)	HRL/207	17,070	896	(35,933)	(2)	(35,933)	Recommended	
Unit Total	0	(2)			17,070	896	(35,933)	0	(2)	(35,933)	
DEPARTMENT TOTAL	0	(2)			17,070	896	(35,933)	0	(2)	(35,933)	
County Executive											
Administration	1		Chief Financial Officer (New Class) @60 step	DEO/2	205,773	87,150	292,923	1	292,923	Recommended	
Unit Total	1	0			205,773	87,150	292,923	1	0	292,923	
Administrative Support	1		Executive Secretary PTNE 1,000 hours/year @12 step	HRL/117	28,428	1,492	29,920	1	29,920	Recommended	
Unit Total	1	0			28,428	1,492	29,920	1	0	29,920	
Corporation Counsel	(1)		Assistant Corporation Counsel Senior PTNE 1,000 hours/year @12 step (1010501-11233)	HRL/128	48,622	2,553	(51,175)	(1)	(51,175)	Recommended	
	(1)		Law Clerk Intern PTNE 450 hours/year @12 step (1010501-11408)	HRL/208	8,127	427	(8,553)	(1)	(8,553)	Recommended	
Division Total	0	(2)			56,749	2,979	(59,728)	0	(2)	(59,728)	
DEPARTMENT TOTAL	2	(2)			290,950	91,622	263,116	2	(2)	263,116	

*FTE Fringes at 34.59% + \$15,973. PTNE fringes at 5.25%

GENERAL FUND / GENERAL PURPOSE POSITION REQUESTS

FY 2024 BUDGET

REQUEST				COUNTY EXECUTIVE RECOMMENDATION				
Management & Budget								
Equalization	(1)		Equalization Clerk Senior @12 step (1020501-03204)	083/110	42,023	30,509	(72,532)	(1) (72,532) Recommended
Division Total	0	(1)			42,023	30,509	(72,532)	0 (1) (72,532)
Fiscal Services Administration	(1)		Chief Fiscal Services @12 step (1020601-03557)	068/127	96,318	49,290	(145,608)	(1) (145,608) Recommended
	(1)		Accountant III PTNE 700 hours/year @ step 12 (1020601-12294)	HRL/120	23,037	1,209	(24,246)	(1) (24,246) Recommended
Division Total	0	(2)			119,355	50,499	(169,854)	0 (2) (169,854)
DEPARTMENT TOTAL	0	(3)			161,378	81,008	(242,386)	0 (3) (242,386)
Facilities Management								
Administration/Sustainability	(1)		Sustainability Specialist PTNE 1000 hours/year @ step 01 (1040101-15745)	HRL/112	21,243	1,115	(22,358)	(1) (22,358) Recommended
	(1)		Sustainability Specialist PTNE 1000 hours/year @ step 12 (1040101-15744)	HRL/112	22,275	1,169	(23,444)	(1) (23,444) Recommended
Administration/Sustainability	1		Sustainability Specialist @12 step	UNI/112	46,330	31,999	78,329	1 78,329 Recommended
Division Total	1	(2)			89,848	34,283	32,527	1 (2) 32,527
DEPARTMENT TOTAL	1	(2)			89,848	34,283	32,527	1 (2) 32,527
Human Resources								
Administration Division	1		HR Business Partner @ 12 step	070/126	91,732	47,703	139,435	1 139,435 Recommended
Unit Total	1	0			91,732	47,703	139,435	1 0 139,435
Labor Relations	1		Office Supervisor II @ 12 step	UNI/117	57,409	35,831	93,240	1 93,240 Recommended
Unit Total	1	0			57,409	35,831	93,240	1 0 93,240
Division Total	2	0			149,141	83,534	232,675	2 0 232,675

*FTE Fringes at 34.59% + \$15,973. PTNE fringes at 5.25%

GENERAL FUND / GENERAL PURPOSE POSITION REQUESTS

FY 2024 BUDGET

REQUEST			COUNTY EXECUTIVE RECOMMENDATION						
Workforce Management Division									
Recruitment	(1)	Office Support Clerk - Senior PTNE 1,000 hours/year @36 step (1050403-12297)	HRL/109	21,023	1,104	(22,127)	(1)	(22,127)	Recommended
Unit Total	0	(1)		21,023	1,104	(22,127)	0	(1)	(22,127)
Internships & Apprenticeship									
	(4)	Laborer PTNE 1,000 hours/year @12 step(1050411-15821, 15822, 15823 & 15824)	HRL/201	12,835	674	(54,035)	(4)	(54,035)	Recommended
Unit Total	0	(4)		12,835	674	(54,035)	0	(4)	(54,035)
Records & HRIS									
	(1)	Employee Records Specialist PTNE 1,000 hours/year @12 step (1050415-11972)	HRL/112	22,275	1,169	(23,444)	(1)	(23,444)	Recommended
	(1)	Student PTNE 1,000 hours/year @12 step (1050416-15189)	HRL/207	17,070	896	(17,966)	(1)	(17,966)	Recommended
Unit Total	0	(2)		39,345	2,066	(41,411)	0	(2)	(41,411)
Division Total	0	(7)		73,203	3,169	(117,572)	0	(7)	(117,572)
Benefits Administration Division									
Retirement	(1)	Retirement Specialist I PTNE 1,000 hours/year @60 step (1050515-13192)	HRL/115	30,560	1,604	(32,165)	(1)	(32,165)	Recommended
Division Total	0	(1)		30,560	1,604	(32,165)	0	(1)	(32,165)
DEPARTMENT TOTAL	2	(8)		252,904	88,308	82,938	2	(8)	82,938
Economic Development									
Administration	(1)	Administrator External Affairs & Business Information @ step 12 (1090109-14831)	UNI/128	101,134	50,955	(152,089)	(1)	(152,089)	Recommended
Division Total	0	(1)		101,134	50,955	(152,089)	0	(1)	(152,089)
DEPARTMENT TOTAL	0	(1)		101,134	50,955	(152,089)	0	(1)	(152,089)
Public Communications									
Community Engagement	1	Communications & Marketing Assistant @ 12 step	UNI/115	53,634	34,525	88,159	1	88,159	Recommended
Division Total	1	0		53,634	34,525	88,159	1	0	88,159
DEPARTMENT TOTAL	1	0		53,634	34,525	88,159	1	0	88,159
TOTAL GF/GP POSITIONS - FY 2024	12	(26)				228,301	12	(26)	228,301
			TOTAL GF/GP COST - FY 2024			228,301			228,301

*FTE Fringes at 34.59% + \$15,973. PTNE fringes at 5.25%

GENERAL FUND/GENERAL PURPOSE POSITION REQUESTS

FY 2025 BUDGET

REQUEST							COUNTY EXECUTIVE RECOMMENDATION		
DEPARTMENT / DIVISION / UNIT	REQUEST # of POS.	CLASSIFICATION	SALARY GRADE	SALARY EACH	FTE FRINGES*	TOTAL	# POS.	TOTAL COST	COMMENTS
<u>No Requests</u>									
TOTAL GF/GP POSITIONS - FY 2025						TOTAL GF/GP COST - FY 2025	0	0	

FY 2026 BUDGET

REQUEST							COUNTY EXECUTIVE RECOMMENDATION		
DEPARTMENT / DIVISION / UNIT	REQUEST # of POS.	CLASSIFICATION	SALARY GRADE	SALARY EACH	FTE FRINGES*	TOTAL	# POS.	TOTAL COST	COMMENTS
<u>No Requests</u>									
TOTAL GF/GP POSITIONS - FY 2026						TOTAL GF/GP COST - FY 2026	0	0	

*FTE Fringes at 34.59% + \$15,973. PTNE fringes at 5.25%

SPECIAL REVENUE / PROPRIETARY POSITION REQUESTS

FY 2024 BUDGET

REQUEST								COUNTY EXECUTIVE RECOMMENDATION		
DEPARTMENT/ DIVISION/ UNIT	REQUEST # POS.	CLASSIFICATION	SALARY GRADE	FUND SR/PR	SALARY EACH	FTE FRINGES*	TOTAL	# POS.	TOTAL COST	COMMENTS
Prosecuting Attorney										
Litigation	1	Family Counselor Prosecuting Attorney (New Class) @ step 12	UNI/124	SR	83,203	44,753	127,956	1	127,956	Recommended IV-D Grant
	1	Domestic Support Specialist Supervisor @ step 12	UNI/120	SR	68,452	39,650	108,102	1	108,102	Recommended IV-D Grant
Division Total	2 0				151,655	84,404	236,059	2 0	236,059	
DEPARTMENT TOTAL	2 0				151,655	84,404	236,059	2 0	236,059	
Parks & Recreation										
Administration										
	1	Internal Services Coordinator (New Class) @ step 12	UNI/122	PR	75,468	42,077	117,546	1	117,546	Recommended
	1	Supervisor GIS CAD @ step 12	UNI/120	PR	68,452	39,650	108,102	1	108,102	Recommended
Unit Total	2 0				143,920	81,728	225,648	2 0	225,648	
Red Oaks										
	1	Parks Maintenance Aide @ step 12	050/O	PR	42,402	30,640	73,042	1	73,042	Recommended
	1	General Maintenance Mechanic @ step 12	050/B	PR	46,253	31,972	78,225	1	78,225	Recommended
Unit Total	2 0				88,655	62,612	151,267	2 0	151,267	
Waterford Oaks										
	(1)	Parks Groundskeeper II PTNE 1,000 hours/year @ step 12 (5060164-11369)	HRL/U50	PR	20,842	1,094	(21,936)	(1)	(21,936)	Recommended
	1	Groundskeeper II @ step 12	050/K	PR	43,352	30,968	74,320	1	74,320	Recommended
	1	Parks Maintenance Aide @ step 12	050/O	PR	42,402	30,640	73,042	1	73,042	Recommended
Unit Total	2 (1)				106,596	62,702	125,426	2 (1)	125,426	

*FTE Fringes at 34.59% + \$15,973. PTNE fringes at 5.25%

SPECIAL REVENUE / PROPRIETARY POSITION REQUESTS

FY 2024 BUDGET

REQUEST								COUNTY EXECUTIVE RECOMMENDATION		
DEPARTMENT/ DIVISION/ UNIT	REQUEST # POS.	CLASSIFICATION	SALARY GRADE	FUND SR/PR	SALARY EACH	FTE FRINGES*	TOTAL	# POS.	TOTAL COST	COMMENTS
Recreation Programs & Community Svcs	(1)	Bus Driver PTNE 1,000 hours/year @ step 12 (5060110-11387)	HRL/207	PR	17,070	896	(17,966)	(1)	(17,966)	Recommended
	(3)	Bus Driver PTNE 500 hours/year @ step 12 (5060110-11381,11384, and 11386)	HRL/207	PR	8,536	448	(26,951)	(3)	(26,951)	Recommended
	1	Recreation Program Coordinator @ step 12	UNI/114	PR	51,080	33,641	84,721	1	84,721	Recommended
Unit Total	1 (4)				76,686	34,986	39,804	1 (4)	39,804	
Natural Resources	1	Parks Maintenance Aide @ step 12	050/O	PR	42,402	30,640	73,042	1	73,042	Recommended
Unit Total	1 0				42,402	30,640	73,042	1 0	73,042	
DEPARTMENT TOTAL	8 (5)				458,258	272,668	615,186	8 (5)	615,186	
Water Resources Commissioner										
WR Administration	1	Engineering Systems Coordinator Senior @ step 12	UNI/119	PR	65,192	38,523	103,715	1	103,715	Recommended
	1	WRC Community Engagement Representative (New Class) @ step 12	UNI/121	PR	71,874	40,834	112,709	1	112,709	Recommended
	1	WRC Marketing & Communications Officer (New Class) @ step 12	UNI/127	PR	96,318	49,290	145,608	1	145,608	Recommended
	3	Project Advisor PTNE 1,000 hours/year @ step 12	HRL/223	PR	37,544	1,971	118,544	3	118,544	Recommended
Unit Total	6 0				270,928	130,618	480,575	6 0	480,575	
WR Systems Control	2	WRC SCADA Support Specialist III (New Class) @ step 12	UNI/124	PR	83,203	44,753	255,913	2	255,913	Recommended
Unit Total	2 0				83,203	44,753	255,913	2 0	255,913	

*FTE Fringes at 34.59% + \$15,973. PTNE fringes at 5.25%

SPECIAL REVENUE / PROPRIETARY POSITION REQUESTS

FY 2024 BUDGET

REQUEST										COUNTY EXECUTIVE RECOMMENDATION		
DEPARTMENT/ DIVISION/ UNIT	REQUEST # POS.	CLASSIFICATION	SALARY GRADE	FUND SR/PR	SALARY EACH	FTE FRINGES*	TOTAL	# POS.	TOTAL COST	COMMENTS		
WR Project Management Services	1	Civil Engineer III @ step 12	UNI/125	PR	87,364	46,192	133,556	1	133,556	Recommended		
	1	Staff Assistant WRC @ step 12	UNI/119	PR	65,192	38,523	103,715	1	103,715	Recommended		
Unit Total	2 0				152,555	84,715	237,270	2 0	237,270			
WR Construction Drain Maintenance	1	Sewer Maintenance Supervisor I @ step 12	064/120	PR	68,452	39,650	108,102	1	108,102	Recommended		
Unit Total	1 0				68,452	39,650	108,102	1 0	108,102			
WR Water Systems	1	Civil Engineer III @ step 12	UNI/125	PR	87,364	46,192	133,556	1	133,556	Recommended		
Unit Total	1 0				87,364	46,192	133,556	1 0	133,556			
WR Environmental Services	1	Civil Engineer III @ step 12	UNI/125	PR	87,364	46,192	133,556	1	133,556	Recommended		
	1	Environmental Planner Senior @ step 12	UNI/123	PR	79,241	43,382	122,623	1	122,623	Recommended		
Unit Total	2 0				166,605	89,575	256,179	2 0	256,179			
DEPARTMENT TOTAL	14 0				829,107	435,503	1,471,595	14 0	1,471,595			
County Executive												
Corporation Counsel	1	Paralegal Senior (New Class) @ step 12	073/118	PR	62,087	37,449	99,536	1	99,536	Recommended		
Division Total	1 0				62,087	37,449	99,536	1 0	99,536			
DEPARTMENT TOTAL	1 0				62,087	37,449	99,536	1 0	99,536			
Human Resources												
Administration Division	(1)	Director Human Resources PTNE 1,000 hours/year @ 12 step (1050101-14485)	HRL/AQ	PR	69,523	3,650	(73,173)	(1)	(73,173)	Recommended		
Division Total	0 (1)				69,523	3,650	(73,173)	0 (1)	(73,173)			

*FTE Fringes at 34.59% + \$15,973. PTNE fringes at 5.25%

SPECIAL REVENUE / PROPRIETARY POSITION REQUESTS

FY 2024 BUDGET

REQUEST								COUNTY EXECUTIVE RECOMMENDATION			
DEPARTMENT/ DIVISION/ UNIT	REQUEST # POS.	CLASSIFICATION	SALARY GRADE	FUND SR/PR	SALARY EACH	FTE FRINGES*	TOTAL	# POS.	TOTAL COST	COMMENTS	
Workforce Management Division Training & Development	1	Manager Human Resources @12 step	UNI/129	PR	106,192	52,705	158,897	1	158,897	Recommended	
Division Total	1 0				106,192	52,705	158,897	1 0	158,897		
Benefits Administration Division Administration	(1)	Field Claims Investigator PTNE 1,000 hours/year @36 step (1050101-10656)	HRL/119	PR	34,244	1,798	(36,042)	(1)	(36,042)	Recommended 50/50 PR & G	
Unit Total	0 (1)				34,244	1,798	(36,042)	0 (1)	(36,042)		
HR Employee Recognition	(1)	Office Support Clerk - Senior PTNE 1,000 hours/year @72 step (1050504-10129)	HRL/109	PR	23,695	1,244	(24,939)	(1)	(24,939)	Recommended	
	(1)	Office Support Clerk PTNE 1,000 hours/year @12 step (1050504-12155)	HRL/107	PR	17,310	909	(18,219)	(1)	(18,219)	Recommended	
Unit Total	0 (2)				41,005	2,153	(43,158)	0 (2)	(43,158)		
Employee Benefits	(1)	Human Resources Analyst - Senior PTNE 1,000 hours/year @12 step (1050520-12154)	HRL/120	PR	32,910	1,728	(34,637)	(1)	(34,637)	Recommended	
	(1)	Human Resources Analyst - Senior @12 step (1050520-11581)	UNI/120	PR	68,452	39,650	(108,102)	(1)	(108,102)	Recommended	
Unit Total	0 (2)				101,361	41,378	(142,739)	0 (2)	(142,739)		
Employee Engagement	1	Project Advisor PTNE 1,000 hours/year @12 step	HRL/223	PR	37,544	1,971	39,515	1	39,515	Recommended	
Unit Total	1 0				37,544	1,971	39,515	1 0	39,515		
Division Total	1 (5)				214,155	47,300	(182,425)	1 (5)	(182,425)		
DEPARTMENT TOTAL	2 (6)				389,869	103,655	(96,701)	2 (6)	(96,701)		

*FTE Fringes at 34.59% + \$15,973. PTNE fringes at 5.25%

SPECIAL REVENUE / PROPRIETARY POSITION REQUESTS

FY 2024 BUDGET

REQUEST								COUNTY EXECUTIVE RECOMMENDATION			
DEPARTMENT/ DIVISION/ UNIT	REQUEST # POS.	CLASSIFICATION	SALARY GRADE	FUND SR/PR	SALARY EACH	FTE FRINGES*	TOTAL	# POS.	TOTAL COST	COMMENTS	
Information Technology											
CLEMIS	(1)	Administrator CLEMIS @ step 12 (1080310-08134)	UNI/127	PR	96,318	49,290	(145,608)	(1)	(145,608)	Recommended	
	1	9-1-1 County Coordinator (New Class) @ step 12	UNI/127	PR	96,318	49,290	145,608	1	145,608	Recommended	
Division Total	1 (1)				192,637	98,579	0	1 (1)	0		
DEPARTMENT TOTAL	1 (1)				192,637	98,579	0	1 (1)	0		
Emergency Management & Homeland Security											
Emergency Management	1	Emergency Management Warehouse Supervisor (New Class) @ step 12	UNI/119	SR	65,192	38,523	103,715	1	103,715	Recommended	
Division Total	1 0				65,192	38,523	103,715	1 0	103,715		
DEPARTMENT TOTAL	1 0				65,192	38,523	103,715	1 0	103,715		
Economic Development											
Aviation & Transportation	3	Airport Maintenance & Rescue Specialist II PTNE 1,000 hours/year @ step 84	HRL/117	PR	36,325	1,907	114,696	3	114,696	Recommended	
Division Total	3 0				36,325	1,907	114,696	3 0	114,696		
DEPARTMENT TOTAL	3 0				36,325	1,907	114,696	3 0	114,696		
TOTAL SR & PR POSITIONS - FY 2024	32 (12)						\$2,544,085	32 (12)	2,544,085		

*FTE Fringes at 34.59% + \$15,973. PTNE fringes at 5.25%

SPECIAL REVENUE / PROPRIETARY POSITION REQUESTS

FY 2025 BUDGET

REQUEST								COUNTY EXECUTIVE RECOMMENDATION		
DEPARTMENT/ DIVISION/ UNIT	REQUEST # POS.	CLASSIFICATION	SALARY GRADE	FUND SR/PR	SALARY EACH	FTE FRINGES*	TOTAL	# POS.	TOTAL COST	COMMENTS
<u>No Requests</u>										
TOTAL SR & PR POSITIONS - FY 2025								0	0	

FY 2026 BUDGET

REQUEST								COUNTY EXECUTIVE RECOMMENDATION		
DEPARTMENT/ DIVISION/ UNIT	REQUEST # POS.	CLASSIFICATION	SALARY GRADE	FUND SR/PR	SALARY EACH	FTE FRINGES*	TOTAL	# POS.	TOTAL COST	COMMENTS
<u>No Requests</u>										
TOTAL SR & PR POSITIONS - FY 2026								0	0	

*FTE Fringes at 34.59% + \$15,973. PTNE fringes at 5.25%

SUMMARY OF POSITION FUNDING CHANGE REQUESTS

DEPARTMENT/DIVISION/UNIT	Pos. #	CLASSIFICATION	FROM COST CENTER	TO COST CENTER	COMMENTS	COUNTY EXECUTIVE RECOMMENDATION
FY 2024 BUDGET						

Human Resources

Workforce Management/Records & HRIS	1050415-09172	Absence Management Administrator	CCN1050415	CCN1050501	From GF/GP to PR	Recommended
	1050415-03445	Human Resources Analyst	CCN1050415	CCN1050501	From GF/GP to 50% GF/GP and 50% PR	Recommended

Economic Development

Admin/External Affairs & Business Information	1090109-09774	Economic Development Analyst	CCN1090109	CCN1080201	From GF/GP to PR	Recommended
---	---------------	------------------------------	------------	------------	------------------	-------------

FY 2025 BUDGET						
-----------------------	--	--	--	--	--	--

No Requests

FY 2026 BUDGET						
-----------------------	--	--	--	--	--	--

No Requests

*FTE Fringes at 34.59% + \$15,973. PTNE fringes at 5.25%

SUMMARY OF RECLASSIFICATION AND SALARY GRADE REVIEW REQUESTS

DEPARTMENT/DIVISION/UNIT	POS. #	CURRENT CLASSIFICATION	GRADE	STEP	SALARY	REQUESTED	GRADE	STEP	SALARY	COST (\$ SAVINGS)	FRINGES @ 34.6%	TOTAL COST	FUND	COUNTY EXECUTIVE RECOMMENDATION
						CLASSIFICATION								
FY 2024 BUDGET														
Sheriff														
Sheriff Staff	4030101-06037	Sheriff Administrative Specialist	UNI/114	72	62,904	Sheriff Rate & Grant Coordinator (New Class)	UNI/118	36	67,837	4,933	1,707	6,639	GF/GP	Recommended
Corrective Services Administration	4030301-09138	Deputy I	09/D	12	48,813	Deputy II	010/E	12	67,538	18,725	6,479	25,204	GF/GP	Recommended
Investigative & Forensic Svcs Admin	4030901-15915	Forensic Laboratory Technician PTNE 500 hours/year	HRL/116	12	13,537	Forensic Laboratory Technician PTNE 1,000 hours/year	HRL/116	12	27,075	13,537	711	14,248	GF/GP	Recommended
	4030901-15916	Forensic Laboratory Technician PTNE 500 hours/year	HRL/116	12	13,537	Forensic Laboratory Technician PTNE 1,000 hours/year	HRL/116	12	27,075	13,537	711	14,248	GF/GP	Recommended
										Cost	50,733	9,607	60,340	
Parks & Recreation														
Administration	5060101-02508	Supervisor Marketing & Communications	UNI/123	84	101,252	Chief Parks and Recreation	UNI/124	84	106,316	5,063	1,752	6,815	PR	Recommended
	5060101-01620	Procurement Technician	UNI/110	12	42,023	Technical Office Specialist	UNI/112	12	46,330	4,307	1,490	5,798	PR	Recommended
	5060101-11516	GIS CAD Tech Senior	UNI/119	84	83,300	Supervisor GIS CAD	UNI/120	84	87,467	4,166	1,442	5,608	PR	Recommended
	5060101-09320	Supervisor Parks and Rec Planning	UNI/122	84	96,432	Chief Parks and Recreation	UNI/124	72	102,463	6,032	2,087	8,119	PR	Recommended
Red Oaks	5060176-11519	Maintenance Supervisor I	UNI/121	72	88,512	Parks Maintenance Coordinator (New Class)	050/	12	60,226	(28,286)	(9,787)	(38,073)	PR	Recommended
										Cost	(8,717)	(3,016)	(11,733)	
Water Resources Commissioner														
WR Administration	6010101-07092	WRC Attorney	UNI/123	84	101,252	Drainage District Legal Counsel	UNI/128	24	105,816	4,564	1,579	6,143	PR	Recommended
	6010101-09984	WRC Attorney	UNI/123	84	101,252	Drainage District Legal Counsel	UNI/128	24	105,816	4,564	1,579	6,143	PR	Recommended
	6010101-11411	WRC Attorney	UNI/123	84	101,252	Drainage District Legal Counsel	UNI/128	24	105,816	4,564	1,579	6,143	SR	Recommended
WR Business Information Services	6010103-15774	Engineering Systems Coordinator	UNI/117	84	75,557	User Support Specialist II	UNI/120	60	81,128	5,571	1,928	7,499	PR	Recommended
WR Mapping Services	6010105-11390	Supervisor Technical Projects	UNI/122	84	96,432	Supervisor Technical Projects	UNI/126	36	100,225	3,793	1,313	5,106	PR	Recommended
	6010105-00857	Supervisor GIS CAD	UNI/120	84	87,467	Supervisor GIS CAD	UNI/123	60	93,915	6,449	2,231	8,680	PR	Recommended
	6010105-11692	Supervisor GIS CAD	UNI/120	84	87,467	Supervisor GIS CAD	UNI/123	60	93,915	6,449	2,231	8,680	PR	Recommended
WR Billing Services	6010115-11461	Financial Services Technician II	UNI/112	84	59,200	WRC Billing Coordinator	UNI/117	24	61,869	2,669	923	3,592	PR	Recommended
WR Financial Services	6010117-02137	Engineering Technician	UNI/116	60	66,744	Engineering Systems Coordinator Senior	UNI/119	36	71,228	4,484	1,551	6,035	PR	Recommended
	6010117-09092	GIS CAD Technician	UNI/116	12	56,315	WRC Procurement Compliance Analyst (New Class)	UNI/120	12	68,452	12,136	4,199	16,336	PR	Recommended
	6010117-11699	Technical Office Specialist	UNI/112	84	59,200	Financial Services Technician III	UNI/115	60	63,565	4,365	1,510	5,875	PR	Recommended
WR Assets Management Group	6010118-11721	Engineering Technician	UNI/116	48	64,137	GIS CAD Technician Senior	UNI/119	24	68,211	4,074	1,409	5,483	SR	Recommended
WR Project Management Services	6010131-10231	Civil Engineer II	UNI/123	84	101,252	Civil Engineer III	UNI/125	72	107,587	6,335	2,192	8,526	PR	Recommended
	6010131-12412	Engineering Systems Coordinator	UNI/117	12	59,131	Environmental Planner	UNI/121	12	71,874	12,743	4,409	17,152	PR	Recommended
WR Water Systems	6010140-10477	Civil Engineer III	UNI/125	60	103,542	Technical Operations Lead (New Class)	UNI/125	60	103,542	0	0	0	SR	Recommended
	6010140-11525	Engineering Technician	UNI/116	12	56,315	Engineering Systems Coordinator Senior	UNI/119	12	65,192	8,877	3,071	11,948	PR	Recommended
WR Environmental Services	6010142-09273	Environmental Planner	UNI/121	84	91,840	Environmental Planner Senior	UNI/123	72	97,584	5,744	1,988	7,732	GF/GP	Recommended
WR Plan Review & Permit Services	6010151-07887	Engineering Systems Coordinator	UNI/117	84	75,557	Engineering Systems Coordinator Senior	UNI/119	72	80,283	4,727	1,635	6,362	PR	Recommended
WR Clinton River WR Recovery Facility	6010170-11716	Pump Maintenance Mechanic II	055/AA	60	66,480	Skilled Maintenance Mechanic - Carpenter	055	24	70,256	3,776	1,306	5,082	SR	Recommended
										Cost	105,883	36,636	142,518	
Management & Budget														
Administration	1020101-02300	Director Management & Budget	APP/337	84	200,473	Deputy Chief Financial Officer (New Class)	APP/337	12	156,893	(43,580)	(15,079)	(58,659)	GF/GP	Recommended
										Cost	(43,580)	(15,079)	(58,659)	
Human Resources														
Administration/Labor Relations	1050103-01124	Manager Human Resources	UNI/129	12	106,192	Supervisor Human Resources	070/124	12	83,203	(22,989)	(7,954)	(30,943)	GF/GP	Recommended
Workforce Development/Records & HRIS	1050415-03445	Central Employee Records Coordinator	071/115	12	53,634	Human Resources Analyst	071/118	12	62,087	8,453	2,925	11,378	GF/GP	Recommended
Workforce Development/Training & Dev	1050411-12414	Human Resources Analyst	071/118	84	79,335	Marketing & Communications Officer	UNI/127	1	91,860	12,525	4,334	16,858	PR	Recommended
Benefits Administration/Benefits	1050520-09576	Benefits & Retirement Specialist	071/115	12	53,634	HR Business Partner	070/126	12	91,732	38,098	13,182	51,279	PR	Recommended 50/50 PR & GF/GP
										Cost	36,087	12,486	48,573	

*FTE Fringes at 34.59% + \$15,973. PTNE fringes at 5.25%

SUMMARY OF RECLASSIFICATION AND SALARY GRADE REVIEW REQUESTS

Health and Human Services															
Health Division	1060240-00006	Health Program Coordinator	086/122	84	96,432	Administrator Public Health	086/128	12	<u>104,168</u>	<u>7,736</u>	<u>2,677</u>	<u>10,413</u>	GF/GP	Recommended	
									Cost	7,736	2,677	10,413			
Economic Development															
Admin/External Affairs & Business Information	1090109-09774	Economic Development Analyst	UNI/121	84	91,840	IT Business Analyst	UNI/124	60	<u>98,612</u>	<u>6,772</u>	<u>2,343</u>	<u>9,115</u>	PR	Recommended	
									Cost	6,772	2,343	9,115			
Information Technology															
CLEMIS	1080310-10483	Office Support Clerk Senior	UNI/109	72	49,287	Project Support Specialist	UNI/112	48	<u>52,766</u>	<u>3,479</u>	<u>1,204</u>	<u>4,683</u>	PR	Recommended	
									Cost	3,479	1,204	4,683			
									TOTAL COST - FY 2024	\$261	\$193,765	\$16,709			

FY 2025 BUDGET

No Requests TOTAL COST - FY 2025

FY 2026 BUDGET

No Requests TOTAL COST - FY 2026

*FTE Fringes at 34.59% + \$15,973. PTNE fringes at 5.25%

SUMMARY OF POSITION TRANSFER REQUESTS

FROM DEPARTMENT/DIVISION/UNIT	POS. #	CLASSIFICATION	DEPARTMENT/DIVISION/UNIT	COUNTY EXECUTIVE RECOMMENDATION
FY 2024 BUDGET				
County Executive				
County Executive Administration	1010101-13222	Chief Diversity, Equity & Inclusion Officer	County Executive/Diversity, Equity & Inclusion Administration (1010301)	Recommended
County Executive Support	1010105-01653	Executive Secretary	County Executive/Diversity, Equity & Inclusion Administration (1010301)	Recommended
Human Resources				
Administration/Labor Relations	1050103-01689	HR Coordinator	Benefits Administration/Employee Engagement (new unit)	Recommended
Workforce Management/Training & Development	1050411-09789	Human Resources Analyst Senior	County Executive/Diversity, Equity & Inclusion Administration (1010301)	Recommended
Workforce Management/Training & Development	1050411-12414	Human Resources Analyst	Benefits Administration/Employee Engagement (new unit)	Recommended
Workforce Management/Records & HRIS	1050415-12300	Office Support Clerk - Senior	Benefits Administration/Employee Engagement (new unit)	Recommended
Benefits Administration/Wellness	1050521-01277	Wellness Coordinator	Benefits Administration/Employee Engagement (new unit)	Recommended
Benefits Administration/Employee Benefits	1050520-09576	Benefits & Retirement Specialist	HR Administration/Administration	Recommended
Health & Human Services				
Health Business Admin Services/Dental	1060232-03313	Accountant II	HHS Admin (1060104)	Recommended
Health Administration/Administration	1060241-09277	Epidemiologist	HHS Admin (1060104)	Recommended
Health Administration/Administration	1060201-03271	Executive Secretary	HHS Admin (1060104)	Recommended
Health Business Admin Services/Central health Records	1060214-02087	Employee Records Coordinator	HHS Admin (1060104)	Recommended
Health Administration/Health Community Nursing	1060240-00006	Administrator Public Health	HHS Admin (1060104)	Recommended
Health Administration/Health Promotion Services	1060241-02830	Supervisor Planning and Evaluation	HHS Admin (1060104)	Recommended
Health Administration/Health Promotion Services	1060241-12104	Planning and Evaluation Coordinator	HHS Admin (1060104)	Recommended
Health Administration/Administration	1060201-08053	Administrator, Public Health	HHS Admin (1060104)	Recommended
Health Administration/Health Promotions Services	1060241-15911	Public Health Educator II	HHS Admin (1060104)	Recommended
Health Business Admin Services/Health Admin	1060210-12408	Health Services Compliance Analyst	HHS Admin (1060104)	Recommended
Public Health Nursing Services/PHNS	1060230-03342	PH Nutrition Supervisor	Community Nutrition (1060293)	Recommended
Health Administration/Public Health Nursing Services	1060230-01641	Public Health Nutritionist III	Community Nutrition (1060293)	Recommended
Health Administration/Public Health Nursing Services	1060230-06700	Public Health Nutritionist III	Community Nutrition (1060293)	Recommended
Health Administration/Public Health Nursing Services	1060230-00318	Public Health Nutritionist III	Community Nutrition (1060293)	Recommended
Health Administration/Health Promotions Services	1060241-15747	Public Health Educator I	HHS Admin (1060104)	Recommended
Health Administration/Health Promotions Services	1060241-11502	Public Health Educator II	HHS Admin (1060104)	Recommended
Health Administration/Health Promotions Services	1060241- 00019	Student	HHS Admin (1060104)	Recommended
Economic Development				
Administration/External Affairs & Business Information	1090109-09774	Economic Development Analyst	IT Application Services (1080201)	Recommended

FY 2025 BUDGET

No Requests

FY 2026 BUDGET

No Requests

*FTE Fringes at 34.59% + \$15,973. PTNE fringes at 5.25%

SUMMARY OF SUNSET POSITIONS

DEPARTMENT / DIVISION / UNIT	POS. #	FUNDING TYPE	CLASSIFICATION	CURRENT SALARY GRADE	CURRENT SUNSET DATE	REFERENCE	COUNTY EXECUTIVE RECOMMENDATION
2024 BUDGET							
Prosecuting Attorney							
Litigation	4010201-15531	GF/GP	Office Support Clerk Senior	UNI/109	1/31/2024	MR#22001	Continue with a sunset date of 09/30/2024
	4010201-15532	GF/GP	Office Support Clerk Senior	UNI/109	1/31/2024	MR#22001	Continue with a sunset date of 09/30/2024
	4010201-15533	GF/GP	Prosecutor Investigator	042/B	1/31/2024	MR#22001	Continue with a sunset date of 09/30/2024
	4010201-15534	GF/GP	Prosecutor Investigator	042/B	1/31/2024	MR#22001	Continue with a sunset date of 09/30/2024
	4010201-15535	GF/GP	Paralegal	UNI/116	1/31/2024	MR#22001	Continue with a sunset date of 09/30/2024
	4010201-15536	GF/GP	Paralegal	UNI/116	1/31/2024	MR#22001	Continue with a sunset date of 09/30/2024
	4010201-15537	GF/GP	Prosecutor Community Liaison	UNI/119	1/31/2024	MR#22001	Continue with a sunset date of 09/30/2024
	4010201-15538	GF/GP	Victim Advocate	UNI/117	1/31/2024	MR#22001	Continue with a sunset date of 09/30/2024
	4010201-15539	GF/GP	Assistant Prosecutor	UNI/122	1/31/2024	MR#22001	Continue with a sunset date of 09/30/2024
Information Technology							
Administration	1080101-09738	PR	IT Supervisor II	UNI/131	10/1/2022	FY22 Budget	Continue with a sunset date of 09/30/24

2025 BUDGET

2026 BUDGET

*FTE Fringes at 34.59% + \$15,973. PTNE fringes at 5.25%

SUMMARY OF DEPARTMENT/DIVISION/UNIT CREATIONS

DEPARTMENT/DIVISION/UNIT DEPT/DIV/UNIT #	COMMENTS	ACTION	COUNTY EXECUTIVE RECOMMENDATION
--	----------	--------	---------------------------------

2024 BUDGET

Human Resources

Benefits Administration	1050510	Employee Engagement (New Division)	Create	Recommended
-------------------------	---------	------------------------------------	--------	-------------

Health & Human Services

Health Division	1060104	Health and Human Services Administrative Services (New Unit)	Create	Recommended
Health Division	1060295	Nurse Family Partnership Services (New Unit)	Create	Recommended
Health Division	1060293	Community Nutrition	Create	Recommended

2025 BUDGET

No Requests

2026 BUDGET

No Requests

*FTE Fringes at 34.59% + \$15,973. PTNE fringes at 5.25%

**ORGANIZATIONAL CHARTS/ SALARY AND
POSITION SUMMARIES**

**OAKLAND COUNTY, MICHIGAN
TOTAL COUNTY POSITIONS
FY 2020 THROUGH FY 2024**

	<u>FY 2020</u>	<u>FY 2021</u>	<u>FY 2022</u>	<u>FY 2023</u>	<u>FY 2024</u>
	<u>ADOPTED</u>	<u>ADOPTED</u>	<u>ADOPTED</u>	<u>ADOPTED</u>	<u>RECOMM</u>
ADMINISTRATION OF JUSTICE					
Circuit Court					
Circuit Court - Judicial Administration	111	109	109	107	107
Circuit Court - Court Business	19	21	20	20	20
Circuit Court - Civil/Criminal	24	23	22	19	22
Circuit Court - Family Division	279	276	265	259	260
TOTAL CIRCUIT COURT	433	429	416	405	409
District Court					
Administration	9	9	9	9	9
Division I - (Novi)	65	63	61	60	62
Division II - (Clarkston)	35	35	35	34	34
Division III - (Rochester Hills)	64	64	63	62	61
Division IV - (Troy)	44	40	39	38	36
TOTAL DISTRICT COURT	217	211	207	203	202
Probate Court					
Judicial / Administration	21	21	21	21	21
Operations / Mental Health	33	34	34	34	34
TOTAL PROBATE COURT	54	55	55	55	55
TOTAL ADMINISTRATION OF JUSTICE	704	695	678	663	666
LAW ENFORCEMENT					
Prosecuting Attorney	176	176	183	193	196
Sheriff	1257	1349	1345	1352	1365
TOTAL LAW ENFORCEMENT	1433	1525	1528	1545	1561
GENERAL GOVERNMENT					
Clerk/Register of Deeds	112	110	105	106	106
County Treasurer	46	46	44	44	44
Board of Commissioners	36	41	38	35	35
Library Board**	5	0	0	0	0
Parks & Recreation	511	805	811	785	814
Water Resources Commissioner	385	385	384	397	441
TOTAL GENERAL GOVERNMENT	1095	1387	1382	1367	1440

**OAKLAND COUNTY, MICHIGAN
TOTAL COUNTY POSITIONS
FY 2020 THROUGH FY 2024**

	FY 2020	FY 2021	FY 2022	FY 2023	FY 2024
	<u>ADOPTED</u>	<u>ADOPTED</u>	<u>ADOPTED</u>	<u>ADOPTED</u>	<u>RECOMM</u>
COUNTY EXECUTIVE DEPARTMENTS					
County Executive Administration					
County Executive	16	18	15	15	16
Compliance Office	17	5	2	2	2
Corporation Counsel	31	31	31	32	33
Office of Public Communication	0	0	0	0	0
Indigent Defense Services	0	0	0	10	20
Diversity, Equity & Inclusion	0	0	0	2	4
TOTAL COUNTY EXECUTIVE ADMIN.	<u>64</u>	<u>54</u>	<u>48</u>	<u>61</u>	<u>75</u>
Management and Budget					
Purchasing ^(a)	0	11	10	11	11
Equalization	93	92	84	84	83
Fiscal Services	103	102	98	99	86
Administration	1	1	1	1	1
TOTAL MANAGEMENT AND BUDGET	<u>197</u>	<u>206</u>	<u>193</u>	<u>195</u>	<u>181</u>
Central Services ^(g)					
Aviation and Transportation	29	29	30	0	0
Support Services	34	34	31	0	0
Administration	1	1	1	0	0
TOTAL CENTRAL SERVICES	<u>64</u>	<u>64</u>	<u>62</u>	<u>0</u>	<u>0</u>
Facilities Management					
Facilities Maintenance and Operations ^(b)	174	174	141	154	154
Facilities Engineering	13	13	12	17	13
Administration	2	2	2	2	5
Support Services ^(g)	0	0	0	31	34
TOTAL FACILITIES MANAGEMENT	<u>189</u>	<u>189</u>	<u>155</u>	<u>204</u>	<u>206</u>
Human Resources					
Workforce Management	30	30	36	47	41
Benefits Administration	21	21	20	23	17
Employee Engagement ^(h)	0	0	0	0	4
Administration	7	6	5	6	8
TOTAL HUMAN RESOURCES	<u>58</u>	<u>57</u>	<u>61</u>	<u>76</u>	<u>70</u>

**OAKLAND COUNTY, MICHIGAN
TOTAL COUNTY POSITIONS
FY 2020 THROUGH FY 2024**

	FY 2020	FY 2021	FY 2022	FY 2023	FY 2024
	<u>ADOPTED</u>	<u>ADOPTED</u>	<u>ADOPTED</u>	<u>ADOPTED</u>	<u>RECOMM</u>
Health and Human Services					
Health Division	375	453	459	433	419
Homeland Security ^(b)	11	11	0	0	0
Children's Village ^(a)	224	0	0	0	0
MSU Extension - Oakland County ^{(a)(f)}	0	11	8	0	0
Neighborhood & Housing Development	0	23	23	23	25
Administration	1	1	1	1	14
TOTAL HEALTH & HUMAN SERVICES	611	499	491	457	458
Public Services					
Veterans' Services ^(a)	16	0	0	0	0
Children's Village ^(a)	0	227	222	221	221
Community Corrections	72	70	67	67	67
MSU Extension - Oakland County ^{(a)(f)}	14	0	0	0	0
Animal Control	57	56	57	57	62
Medical Examiner	26	28	27	27	27
Administration	1	1	1	1	1
TOTAL PUBLIC SERVICES	186	382	374	373	378
Information Technology					
	177	178	173	174	175
Economic Development ^(c)					
Planning & Local Business Development	46	46	17	17	17
Business Development	0	0	22	21	21
Neighborhood & Housing Development	22	0	0	0	0
Airport and Aviation Division ^(g)	0	0	0	30	33
Veterans Services	0	0	16	16	16
Workforce Development	10	26	11	11	11
Transit	0	0	0	0	3
Administration	17	17	13	11	9
TOTAL ECONOMIC DEVELOPMENT	95	89	79	106	110

**OAKLAND COUNTY, MICHIGAN
TOTAL COUNTY POSITIONS
FY 2020 THROUGH FY 2024**

	FY 2020	FY 2021	FY 2022	FY 2023	FY 2024
	<u>ADOPTED</u>	<u>ADOPTED</u>	<u>ADOPTED</u>	<u>ADOPTED</u>	<u>RECOMM</u>
Emergency Management & Homeland Security ^(b)	0	0	40	40	43
Department of Public Communications ^(e)	0	0	23	20	24
TOTAL COUNTY EXECUTIVE DEPTS	1641	1718	1699	1706	1720
TOTAL COUNTY POSITIONS	4873	5325	5287	5281	5387

(a) Human Resources - Transfer of Divisions between County Executive Departments, M.R. #20202, adopted June 25, 2020

(b) County Executive – Transfer of Homeland Security and Building Safety, M.R. #20461, adopted October 21, 2020

(c) Economic Development and Community Affairs – Reorganization of Divisions and Positions, M.R. #20462, adopted October 21, 2020

(d) Health and Human Services/Community Home & Improvement – Reorganization of Division, M.R. #20465, adopted October 21, 2020

(e) Department of Public Communications created per M.R. #21323, effective 08/31/2021.

(f) Per FY 2023 County Executive Recommended Budget, division and positions are deleted.

(g) Central Services Department - Deletion of department and transfer of divisions and positions, M.R. #22048, effective 02/26/22.

(h) Per FY 2024-FY2026 County Executive Recommended Budget - division creation

OAKLAND COUNTY GOVERNMENT			
CP	REC FY 24	TOT FY 24	ELECTORATE OF OAKLAND COUNTY
3311	11(25)	3303	Gen Fund/Gen Purpose
467	1(4)	470	Special Revenue
1594	43(16)	1614	Proprietary
5372	55(45)	5387	Total Positions

COUNTY EXECUTIVE DEPARTMENTS (a)			
CP	REC FY 24	TOT FY 24	COUNTY EXECUTIVE
1096	7(14)	1092	Gen Fund/Gen Purpose
162	1	163	Special Revenue
462	5(5)	465	Proprietary
1720	13(15)	1720	Total Positions

ADMINISTRATION OF JUSTICE			
CP	REC FY 24	TOT FY 24	
522		522	Gen Fund/Gen Purpose
144		144	Special Revenue
666		666	Total Positions

GENERAL GOVERNMENT & LEGISLATIVE BRANCH			
CP	REC FY 24	TOT FY 24	
200	1(4)	198	Gen Fund/Gen Purpose
93		93	Special Revenue
1132	24(12)	1149	Proprietary
1425	25(16)	1440	Total Positions

LAW ENFORCEMENT			
CP	REC FY 24	TOT FY 24	
1493	6(8)	1491	Gen Fund/Gen Purpose
68	2	70	Special Revenue
0		0	Proprietary
1561	8(8)	1561	Total Positions

CIRCUIT COURT			
CP	REC FY 24	TOT FY 24	CIRCUIT COURT JUDGES
267		267	Gen Fund/Gen Purpose
142		142	Special Revenue
409		409	Total Positions

COUNTY CLERK / REGISTER OF DEEDS			
CP	REC FY 24	TOT FY 24	COUNTY CLERK / REGISTER OF DEEDS
100		100	Gen Fund/Gen Purpose
6		6	Special Revenue
0		0	Proprietary
106		106	Total Positions

PROSECUTING ATTORNEY (b)			
CP	REC FY 24	TOT FY 24	PROSECUTING ATTORNEY
168		168	Gen Fund/Gen Purpose
26	2	28	Special Revenue
0		0	Proprietary
194	2	196	Total Positions

52ND DISTRICT COURT			
CP	REC FY 24	TOT FY 24	DISTRICT COURT JUDGES
200		200	Gen Fund/Gen Purpose
2		2	Special Revenue
202		202	Total Positions

TREASURER			
CP	REC FY 24	TOT FY 24	COUNTY TREASURER
38		38	Gen Fund/Gen Purpose
0		0	Special Revenue
6		6	Proprietary
44		44	Total Positions

SHERIFF OFFICE			
CP	REC FY 24	TOT FY 24	SHERIFF
1325	6(8)	1323	Gen Fund/Gen Purpose
42		42	Special Revenue
0		0	Proprietary
1367	6(8)	1365	Total Positions

PROBATE COURT			
CP	REC FY 24	TOT FY 24	PROBATE COURT JUDGES
55		55	Gen Fund/Gen Purpose
0		0	Special Revenue
55		55	Total Positions

BOARD OF COMMISSIONERS			
CP	REC FY 24	TOT FY 24	BOARD CHAIRPERSON
35		35	Gen Fund/Gen Purpose
0		0	Special Revenue
0		0	Proprietary
35		35	Total Positions

PARKS & RECREATION DEPARTMENT			
CP	REC FY 24	TOT FY 24	DIRECTOR PARKS & RECREATION
3	(2)	1	Gen Fund/Gen Purpose
810	8(5)	813	Proprietary
813	8(7)	814	Total Positions

WATER RESOURCES COMMISSIONER			
CP	REC FY 24	TOT FY 24	WATER RESOURCES COMMISSIONER
24		24	Gen Fund/Gen Purpose
87		87	Special Revenue
316	14	330	Proprietary
427	14	441	Total Positions

(a) One (1) position requested to be sunset 09/30/24, per FY24 Budget. Recommended.

(b) Nine (9) positions requested to be sunset 09/30/24, per FY24 Budget. Recommended.

CIRCUIT COURT			
CP	REC FY 24	TOT FY 24	CIRCUIT COURT JUDGES
267		267	Gen Fund/Gen Purpose
142		142	Special Revenue
409		409	Total Positions

JUDICIAL ADMINISTRATION			
CP	REC FY 24	TOT FY 24	CIRCUIT COURT ADMINISTRATOR
107		107	Gen Fund/Gen Purpose
0		0	Special Revenue
107		107	Total Positions

COURT BUSINESS DIVISION			
CP	REC FY 24	TOT FY 24	COURT BUSINESS ADMINISTRATOR
20		20	Gen Fund/Gen Purpose
0		0	Special Revenue
20		20	Total Positions

FAMILY DIVISION			
CP	REC FY 24	TOT FY 24	DEPUTY COURT ADMINISTRATOR
122		122	Gen Fund/Gen Purpose
138		138	Special Revenue
260		260	Total Positions

CIVIL / CRIMINAL DIVISION			
CP	REC FY 24	TOT FY 24	MGR CIVIL CRIMINAL JUDICIAL ASSISTANT
18		18	Gen Fund/Gen Purpose
4		4	Special Revenue
22		22	Total Positions

Prepared by Human Resources Dept. 07/01/23

JUDICIAL ADMINISTRATION DIVISION (a)			
CP	REC FY 24	TOT FY 24	JUDICIAL ADMINISTRATION
107		107	Gen Fund/Gen Purpose
0		0	Special Revenue
107		107	Total Positions

GF/GP	SR	REC	FY 24	JUDICIAL
20			20	Circuit Court Judge
21			21	Judicial Staff Attorney (b)
20			20	Judicial Secretary
40			40	Judicial Court Clerk (c)
101			101	Total Positions

GF/GP	SR	REC	FY 24	COURT ADMINISTRATOR
1			1	Circuit Court Administrator
1			1	Deputy Circuit Court Administrator
1			1	Court Business Analyst
1			1	Executive Secretary
1			1	Supervisor Court Clerk Support
1			1	Court Clerk Coordinator
6			6	Total Positions

- (a) All positions show in Circuit Court/Judicial Administration on salaries pages.
- (b) Includes one (1) PTNE 1,000 hrs/yr. position.
- (c) Positions retitled from Court Clerk, per BOC Item #23-2852, effective 5/6/23.

Prepared by Human Resources Dept. 07/01/23

COURT BUSINESS DIVISION (a)			
CP	REC FY 24	TOT FY 24	COURT BUSINESS ADMINISTRATOR
20		20	Gen Fund/Gen Purpose
0		0	Special Revenue
20		20	Total Positions

GF/GP	SR	REC	FY 24	ADMINISTRATION
1			1	Court Business Manager
1			1	Chief Court Business Operations
1			1	Court Tech. Syst. Project Admin.
1			1	Court Resource & Program Specialist
4			4	Total Positions

GF/GP	SR	REC	FY 24	DATA - TECHNICAL UNIT
1			1	Court Technical Services Supervisor
3			3	Court Program Evaluation Analyst
1			1	Audio Video Equipment Specialist
1			1	Audio Video Equipment Technician
1			1	Court Recorder (b,c)
1			1	Court Business Analyst
1			1	Judicial Court Clerk (b,d)
1			1	Office Support Clerk - Senior (b)
10			10	Total Positions

GF/GP	SR	REC	FY 24	ADMINISTRATION - FINANCE UNIT
1			1	Supervisor Court Business Administration
1			1	Central Employee Records Coordinator
2			2	Court Accounts Coordinator
2			2	Office Support Clerk - Senior
6			6	Total Positions

- (a) All positions show in Court Business Division on salaries pages.
- (b) PTNE 1,000 hrs/yr. position.
- (c) Position upwardly reclassified from Office Support Clerk - Senior, per H.R. Dept. Audit, effective 7/30/22.
- (d) Position retitled from Court Clerk, per BOC Item #23-2852, effective 5/6/23.

Prepared by Human Resources Dept. 07/01/23

CIVIL / CRIMINAL DIVISION (a)			
CP	REC FY 24	TOT FY 24	CIVIL / CRIMINAL DIVISION
18		18	Gen Fund/Gen Purpose
4		4	Special Revenue
22		22	Total Positions

GF/GP	SR	REC	FY 24	ADMINISTRATION
1			1	Manager Civil Criminal Judicial Assistant
1			1	Chief Civil Criminal Division
2	1		3	Judicial Staff Attorney (c,f)
	2		2	Judicial Court Clerk (g,h)
	1		1	Technical Aide (b)
4	4		8	Total Positions

GF/GP	SR	REC	FY 24	CASE MANAGEMENT OFFICE
1			1	Supervisor Case Management
1			1	Case Management Accounting Spec.
4			4	Circuit Court Records Specialist (d)
1			1	Student
7			7	Total Positions

GF/GP	REC	FY 24	CRIMINAL CASE SUPPORT
1		1	Court Program Evaluation Analyst
2		2	Circuit Court Records Specialist (e)
3		3	Total Positions

GF/GP	REC	FY 24	JURY OFFICE
1		1	Supervisor Jury Office
1		1	Jury Office Leader
2		2	Jury Office Clerk
4		4	Total Positions

- (a) All positions show in Circuit Court/Civil/Criminal on salaries pages.
- (b) PTNE 1,000 hrs/yr. position.
- (c) Includes one (1) GF/GP PTNE 1,000 hrs/yr. position.
- (d) One (1) position laterally reclassified from Court Appointment Specialist, per H.R. Dept. Audit, effective 10/22/22.
- (e) One (1) position laterally reclassified from Court Appointment Specialist, per H.R. Dept. Audit, effective 1/28/23.
- (f) One (1) SR FTE position created, per BOC item #23-2723, effective 3/25/23.
- (g) Two (2) positions created, per BOC item #23-2723, effective 3/25/23.
- (h) Positions retitled from Court Clerk, per BOC Item #23-2852, effective 5/6/23.

Prepared by Human Resources Dept. 07/01/23

FAMILY DIVISION			
CP	REC FY 24	TOT FY 24	FAMILY COURT JUDGES
122		122	Gen Fund/Gen Purpose
138		138	Special Revenue
260		260	Total Positions

COURT SERVICES			
CP	REC FY 24	TOT FY 24	MANAGER COURT SERVICES
73		73	Gen Fund/Gen Purpose
1		1	Special Revenue
74		74	Total Positions

JUDICIAL SUPPORT			
CP	REC FY 24	TOT FY 24	MANAGER JUDICIAL SUPPORT JUDICIAL
49		49	Gen Fund/Gen Purpose
0		0	Special Revenue
49		49	Total Positions

FRIEND OF THE COURT			
CP	REC FY 24	TOT FY 24	FRIEND OF THE COURT
0		0	Gen Fund/Gen Purpose
137		137	Special Revenue
137		137	Total Positions

Prepared by Human Resources Dept. 07/01/23

COURT SERVICES (a)			
CP	REC FY 24	TOT FY 24	MANAGER COURT SERVICES
73		73	Gen Fund/Gen Purpose
1		1	Special Revenue
74		74	Total Positions

GF/GP	SR	REC	FY 24	CASEWORK SERVICES
1			1	Chief Casework Services
2			2	Youth & Family Casework Supervisor
20			20	Youth & Family Caseworker II (d)
1			1	Office Support Clerk - Senior (b)
	1		1	Technical Office Specialist
24	1		25	Total Positions

GF/GP	SR	REC	FY 24	CLINICAL SERVICES
1			1	Chief Clinical Services
1			1	Psychologist - Senior
1			1	Technical Office Specialist
3			3	Court Clinical Psychologist (c)
6			6	Total Positions

GF/GP	SR	REC	FY 24	YOUTH ASSISTANCE
1			1	Chief Youth Assistance Services
3			3	Youth Assistance Casework Supervisor
23			23	Youth Assistance Caseworker II (e,f)
2			2	Technical Office Specialist
29			29	Total Positions

GF/GP	SR	REC	FY 24	DRUG COURT SERVICES
1			1	Youth & Family Casework Supervisor (g)
2			2	Youth & Family Caseworker II (h)
2			2	Technical Office Specialist (g)
3			3	College Intern (b)
8			8	Total Positions

GF/GP	SR	REC	FY 24	INTENSIVE CASEWORK SERVICES
1			1	Youth & Family Casework Supervisor
3			3	Youth & Family Caseworker II (i,j)
2			2	College Intern (b)
6			6	Total Positions

- (a) All positions show in Circuit Court/Family Division/Court Services on salaries pages.
- (b) PTNE 1,000 hrs/yr. position(s).
- (c) Includes two (2) PTNE 1,000 hrs/yr. position.
- (d) Positions partially funded by the Child Care Fund via reimbursement.
- (e) Includes two (2) PTNE 1,000 hrs/yr. Position.
- (f) Positions funded 25% Child Care Fund/ 75% GF/GP.
- (g) Positions funded by Adult Treatment Court and Child Care funds in Juvenile Drug Court Program.
- (h) One (1) position funded 17% by Juvenile Drug Court Grant and 83% Child Care Fund/ GF/GP.
- (i) Includes one (1) PTNE 1,000 hrs/yr. position.
- (j) One (1) FTE position restored per BOC Item #23-2980, effective 6/17/23.

Prepared by Human Resources Dept. 07/01/23

JUDICIAL SUPPORT (a)			
CP	REC FY 24	TOT FY 24	MANAGER JUDICIAL SUPT JUDICIAL ASSISTANT
49		49	Gen Fund/Gen Purpose
0		0	Special Revenue
49		49	Total Positions

GF/GP	SR	REC	FY 24	ADMINISTRATION
1			1	Manager Judicial Support Judicial Assistant
1			1	Personal Protection Order Liaison
1			1	Court Appointment Specialist
1			1	Secretary
4			4	Total Positions

GF/GP	SR	REC	FY 24	REFEREE SERVICES
1			1	Juvenile Court Referee Supervisor
7			7	Juvenile Court Referee
8			8	Total Positions

GF/GP	SR	REC	FY 24	JUVENILE ADOPTION
1			1	Chief Juvenile/Adoption Services
1			1	Supervisor Juvenile Court Legal Processing Operations
2			2	Permanency Case Coordinator
3			3	Youth & Family Caseworker II
1			1	Office Supervisor II
10			10	Deputy Register II (d)
1			1	Paralegal
2			2	Office Leader
1			1	Financial Services Tech. II (c)
13			13	Office Support Clerk - Senior (d)
1			1	Office Support Clerk
1			1	General Clerical (b)
37			37	Total Positions

- (a) All positions show in Circuit Court/Family Division/Judicial Support on salaries pages.
- (b) PTNE 1,000 hrs/yr. position.
- (c) Position shown in Court Business Division on salaries pages.
- (d) Includes two (2) PTNE 1,000 hrs/yr. positions.

FRIEND OF THE COURT (a,b)			
CP	REC FY 24	TOT FY 24	FRIEND OF THE COURT
0		0	Gen Fund/Gen Purpose
137		137	Special Revenue
137		137	Total Positions

GF/GP	SR	FY 24	ADMINISTRATION
		1	Friend of the Court
		1	Chief Assistant F.O.C. Legal Services
		1	Chief Assistant F.O.C. Operations
		1	Chief Assistant F.O.C. Financial Operations
	4	4	Total Positions

LEGAL SERVICES			
CP	REC FY 24	TOT FY 24	CHIEF ASST. F.O.C. LEGAL SERVICES (e)
0		0	Gen Fund/Gen Purpose
63		63	Special Revenue
63		63	Total Positions

OPERATIONS			
CP	REC FY 24	TOT FY 24	CHIEF ASST. F.O.C. OPERATIONS
0		0	Gen Fund/Gen Purpose
47		47	Special Revenue
47		47	Total Positions

GF/GP	SR	REC	FY 24	LEGAL ADVICE
		2	2	FOC Referee Supervisor
		17	17	FOC Referee
		2	2	Domestic Support Specialist Supervisor
		16	16	Domestic Support Specialist
		1	1	Office Support Clerk - Senior
	38		38	Total Positions

GF/GP	SR	REC	FY 24	IMAGING & SYSTEMS
		1	1	FOC Systems Supervisor
		2	2	User Support Specialist II
		3	3	User Support Specialist I
		2	2	FOC Systems Clerk
		2	2	Office Support Clerk - Senior (f)
	10		10	Total Positions

GF/GP	SR	REC	FY 24	COUNSELING, INVEST. & MEDIATION
		2	2	FOC Custody & Parenting Supervisor
		16	16	FOC Custody & Parenting Specialist
		1	1	Court Clinical Psychologist
		1	1	FOC Case Specialist (g)
	20		20	Total Positions

GF/GP	SR	REC	FY 24	TYPING & RECEPTION
		1	1	Supervisor FOC Administration
		7	7	Office Support Clerk - Senior (d)
	8		8	Total Positions

GF/GP	SR	REC	FY 24	MEDICAL SUPPORT ENFORCEMENT
		1	1	Domestic Support Specialist Supervisor
		4	4	Domestic Support Specialist
	5		5	Total Positions

GF/GP	SR	REC	FY 24	CASE ASSISTANCE
		2	2	FOC Case Specialist Supervisor (h)
		16	16	FOC Case Specialist (g)
	18		18	Total Positions

GF/GP	SR	REC	FY 24	INTERSTATE
		1	1	Domestic Support Specialist Supervisor
		5	5	Domestic Support Specialist
		1	1	FOC Case Specialist (g)
	7		7	Total Positions

FINANCIALS			
CP	REC FY 24	TOT FY 24	CHIEF ASST. F.O.C. FINANCIAL OPERATIONS
0		0	Gen Fund/Gen Purpose
23		23	Special Revenue
23		23	Total Positions

GF/GP	SR	REC	FY 24	JOB PLACEMENT
		1	1	Domestic Support Specialist
		3	3	College Intern (c)
	4		4	Total Positions

GF/GP	SR	REC	FY 24	CHILD SUPPORT BANKING UNIT
		1	1	Supervisor Child Support Accounts
		1	1	Child Support Account Specialist
		4	4	Financial Services Tech. II
		1	1	Office Support Clerk - Senior
	7		7	Total Positions

GF/GP	SR	REC	FY 24	CHILD SUPPORT ACCOUNTING
		1	1	Supervisor Child Support Accounts
		11	11	Child Support Account Specialist
		1	1	Accounting Specialist
		2	2	Financial Services Tech. II
	15		15	Total Positions

GF/GP	SR	REC	FY 24	FINANCIALS
		1	1	Accounting Specialist
		1	1	Total Positions

- (a) All positions partially reimbursed by Cooperative Reimbursement Grant, per Misc. Res. #16257.
- (b) All positions show in Circuit Court/Family Division/F.O.C. on salaries pages.
- (c) PTNE 1,000 hrs/yr. position(s).
- (d) Includes one (1) PTNE 1,000 hrs/yr. position.
- (e) Six (6) SR Deputy II positions and one (1) SR Sergeant position from the Sheriff's Department provide services to this division under the Chief Assistant F.O.C. Legal Services.
- (f) Includes two (2) PTNE 1,000 hrs/yr. positions.
- (g) Position(s) retitled from FOC Case Assistant, per Misc. Res. #22392, effective 11/19/22.
- (h) Positions retitled from FOC Case Assistant Supervisor, per Misc. Res. #22392, effective 11/19/22.

52ND DISTRICT COURT			
CP	REC FY 24	TOT FY 24	DISTRICT COURT JUDGES
200		200	Gen Fund/Gen Purpose
2		2	Special Revenue
202		202	Total Positions

ADMINISTRATION			
CP	REC FY 24	TOT FY 24	DISTRICT COURT JUDGES
9		9	Gen Fund/Gen Purpose
0		0	Special Revenue
9		9	Total Positions

DIVISION I - NOVI			
CP	REC FY 24	TOT FY 24	DISTRICT COURT JUDGES
61		61	Gen Fund/Gen Purpose
1		1	Special Revenue
62		62	Total Positions

DIVISION II - CLARKSTON			
CP	REC FY 24	TOT FY 24	DISTRICT COURT JUDGES
34		34	Gen Fund/Gen Purpose
0		0	Special Revenue
34		34	Total Positions

DIVISION III - ROCHESTER HILLS			
CP	REC FY 24	TOT FY 24	DISTRICT COURT JUDGES
61		61	Gen Fund/Gen Purpose
0		0	Special Revenue
61		61	Total Positions

DIVISION IV - TROY			
CP	REC FY 24	TOT FY 24	DISTRICT COURT JUDGES
35		35	Gen Fund/Gen Purpose
1		1	Special Revenue
36		36	Total Positions

Prepared by Human Resources Dept. 07/01/23

ADMINISTRATION (a)				
CP	REC FY 24	TOT FY 24	DISTRICT COURT JUDGES	
9		9	Gen Fund/Gen Purpose	
0		0	Special Revenue	
9		9	Total Positions	

GF/GP	SR	REC	FY 24	CHIEF JUDGE - 52nd District Court
1			1	User Support Specialist II
6			6	Court Recorder (c,d)
7			7	Total Positions

GF/GP	SR	REC	FY 24	WEEKEND OPERATIONS
2			2	Magistrate (b)
2			2	Total Positions

- (a) All position show in District Court Administration on salaries pages.
- (b) Positions conduct weekend hearings, funded for 208 hrs/yr.
- (c) Positions supports the four (4) divisions.
- (d) Includes two (2) PTNE 50 hrs/yr., two (2) PTNE 200 hrs/yr., and two (2) PTNE 550 hrs/yr. positions.

Prepared by Human Resources Dept. 07/01/23

DIVISION I - NOVI (a)			
CP	REC FY 24	TOT FY 24	DISTRICT COURT JUDGES
61		61	Gen Fund/Gen Purpose
1		1	Special Revenue
62		62	Total Positions

GF/GP	SR	REC	FY 24	ADMINISTRATION
3			3	District Court Judge
6			6	Magistrate (f)
1			1	District Court Administrator
1			1	Deputy District Court Administrator
5			5	Court Recorder (g)
1			1	Office Supervisor II (i)
1			1	Supervisor Administrative Services
1			1	District Court Judicial Law Clerk - Senior (j)
2			2	District Court Judicial Law Clerk (j)
2			2	District Court Clerk - Senior
19			19	District Court Clerk (e)
42			42	Total Positions

GF/GP	SR	REC	FY 24	PROBATION
1			1	District Court Probation Supervisor
6			6	Probation Officer - Senior
6	1		7	Probation Officer (b,d,h)
1			1	Office Supervisor II
5			5	District Court Clerk (c)
19	1		20	Total Positions

- (a) Two (2) GF/GP 1,000 hrs/yr. and one (1) GF/GP 1,640 hrs/yr. PTNE Court/Park Deputy, and two (2) GF/GP FTE Deputy I positions from the Sheriff's Office provide services to this division.
- (b) Position funded by Assessment Fees.
- (c) Includes one (1) PTNE 1,000 hrs/yr. position.
- (d) One (1) SR position funded by Michigan Drug Court Program Grant, per Misc. Res. #22386.
- (e) Includes three (3) GF/GP PTNE 1,000 hrs/yr. positions.
- (f) Includes three (3) PTNE 550 hrs/yr., one (1) PTNE 154 hrs/yr., one (1) PTNE 150 hrs/yr. and one (1) PTNE 100 hrs/yr. positions, per Misc. Res. #22412, effective 12/17/22.
- (g) Includes two (2) PTNE 1,000 hrs/yr. positions funded by assessment fees.
- (h) One (1) GF/GP position upwardly reclassified from Community Service Officer, per H.R. Dept. Audit, effective 7/16/22.
- (i) One (1) position upwardly reclassified from Office Supervisor I, per H.R. Dept. Audit, effective 7/30/22.
- (j) Position(s) upwardly reclassified from Court Clerk, per Misc. Res. #22392, effective 11/19/22.

DIVISION II - CLARKSTON (a)				
CP	REC FY 24	TOT FY 24	DISTRICT COURT JUDGES	
34		34	Gen Fund/Gen Purpose	
0		0	Special Revenue	
34		34	Total Positions	

GF/GP	SR	REC	FY 24	ADMINISTRATION
2			2	District Court Judge
3			3	Magistrate (d)
1			1	District Court Administrator
2			2	Court Recorder
1			1	Office Supervisor I
1			1	District Court Judicial Law Clerk - Senior (f)
1			1	District Court Judicial Law Clerk (f)
2			2	District Court Clerk - Senior
9			9	District Court Clerk
1			1	Supervisor Administrative Services (g)
1			1	General Clerical (c)
24			24	Total Positions

GF/GP	SR	REC	FY 24	PROBATION
1			1	District Court Probation Supervisor
2			2	Probation Officer -Senior
2			2	Probation Officer (c)
2			2	Probation Investigator (b,e)
3			3	District Court Clerk (c)
10			10	Total Positions

- (a) One (1) GF/GP 1,640 hrs/yr. and two (2) GF/GP 1,000 hrs/yr. PTNE Court/Park Deputy, and two (2) FTE Deputy I positions from the Sheriff's Office provide services to this division.
- (b) 300 hrs funded by reduced Out-County prisoner expenses.
- (c) PTNE 1,000 hrs/yr. position(s).
- (d) Includes two (2) PTNE 336 hrs/yr. and one (1) PTNE 576 hrs/yr. positions.
- (e) Includes one (1) PTNE 750 hrs/yr. and one (1) PTNE 850 hrs/yr. positions.
- (f) Position upwardly reclassified from Court Clerk, per Misc. Res. #22392, effective 11/19/22.
- (g) Position upwardly reclassified from Court Accounts Coordinator, per H.R. Dept. Audit, effective 1/28/23.

Prepared by Human Resources Dept. 07/01/23

DIVISION III - ROCHESTER HILLS (a)			
CP	REC FY 24	TOT FY 24	DISTRICT COURT JUDGES
61		61	Gen Fund/Gen Purpose
0		0	Special Revenue
61		61	Total Positions

GF/GP	SR	REC	FY 24	ADMINISTRATION
3			3	District Court Judge
3			3	Magistrate (f)
1			1	District Court Administrator
1			1	Deputy District Court Administrator
3			3	Court Recorder
1			1	Supervisor District Court Administration
1			1	Office Supervisor II
2			2	District Court Judicial Law Clerk - Senior (g)
1			1	District Court Judicial Law Clerk (g)
2			2	District Court Clerk - Senior
23			23	District Court Clerk (b,c)
1			1	Financial Services Tech II
1			1	Technical Office Specialist
1			1	Student
44			44	Total Positions

GF/GP	SR	REC	FY 24	PROBATION
1			1	District Court Probation Supervisor
1			1	Probation Officer-Senior
6	0		6	Probation Officer (e)
3			3	Probation Investigator (d)
6			6	District Court Clerk (b)
17	0		17	Total Positions

- (a) Two (2) GF/GP 1,000 hrs/yr. and one (1) GF/GP PTNE 1,640 hrs/yr. Court/Park Deputy and four (4) GF/GP FTE Deputy I positions from the Sheriff's Office provide services to this division.
- (b) Includes one (1) PTNE 1,000 hrs/yr. position.
- (c) Includes seven (7) GF/GP PTNE 1,000 hrs/yr. positions.
- (d) Includes two (2) PTNE 500 hrs/yr. and one (1) 900 hrs/yr. positions.
- (e) One (1) SR position deleted per Misc. Res. #22393, effective 11/19/22.
- (f) Includes one (1) PTNE 237 hrs/yr., one (1) PTNE 475 hrs/yr., and one (1) PTNE 1,000 hrs/yr. positions.
- (g) Position(s) upwardly reclassified from Court Clerk, per Misc. Res. #22392, effective 11/19/22.

DIVISION IV - TROY (a)			
CP	REC FY 24	TOT FY 24	DISTRICT COURT JUDGES
35		35	Gen Fund/Gen Purpose
1		1	Special Revenue
36		36	Total Positions

GF/GP	SR	REC	FY 24	ADMINISTRATION
2			2	District Court Judge
4			4	Magistrate (c)
1			1	District Court Administrator
1			1	Court Recorder
1			1	Judicial Secretary
2			2	Office Supervisor II (e)
2			2	District Court Judicial Law Clerk - Senior (h)
3			3	District Court Clerk - Senior
12			12	District Court Clerk (f)
1			1	Court Accounts Coordinator
29			29	Total Positions

GF/GP	SR	REC	FY 24	PROBATION
1			1	District Court Probation Supervisor
2			2	Probation Officer-Senior
1	1		2	Probation Officer (b,d)
1			1	District Court Clerk - Senior
1			1	District Court Clerk
0			0	General Clerical (g)
6	1		7	Total Positions

- (a) Two (2) GF/GP 1,000 hrs/yr. and one (1) GF/GP 1,640 hrs/yr. PTNE Court/Park Deputy positions and two (2) GF/GP full-time Deputy I positions from the Sheriff's Office provide service to this division.
- (b) Includes one (1) GF/GP PTNE 1,000 hrs/yr. position.
- (c) Includes three (3) PTNE 200 hrs/yr. and one (1) 286 hrs/yr. positions.
- (d) One (1) SR position funded by the Michigan Drug Court Grant Program, per Misc. Res. #22385.
- (e) One (1) position upwardly reclassified from Office Supervisor I, per H.R. Dept. Audit, effective 7/30/22.
- (f) Two (2) PTNE 1,000 hrs/yr. positions deleted and one (1) FTE position created, per Misc. Res. #22326, effective 10/8/22.
- (g) One (1) PTNE 1,000 hrs/yr. position deleted, per Misc. Res. #22326, effective 10/8/22.
- (h) Positions upwardly reclassified from Court Clerk, per Misc. Res. #22392, effective 11/19/22.

Prepared by Human Resources Dept. 07/01/23

PROBATE COURT			
CP	REC FY 24	TOT FY 24	PROBATE
55		55	Gen Fund/Gen Purpose
0		0	Special Revenue
55		55	Total Positions

GF/GP	SR	REC	FY 24	ADMINISTRATION
4			4	Probate Judge
1			1	Probate Court Administrator
4			4	Judicial Staff Attorney
4			4	Judicial Secretary
8			8	Judicial Court Clerk (b)
21			21	Total Positions

GF/GP	SR	REC	FY 24	OPERATIONS/MENTAL HEALTH (a)
1			1	Probate Register
1			1	Case Management Coordinator
2			2	Total Positions

GF/GP	SR	REC	FY 24	OPERATIONS/MENTAL HEALTH (a)
1			1	Supervisor Probate Court Operations
1			1	Technical Office Specialist
1			1	Probate Specialist
1			1	Office Leader
1			1	Deputy Probate Register II
1			1	Financial Services Tech. I
4			4	Office Support Clerk - Senior
3			3	Student
13			13	Total Positions

GF/GP	SR	REC	FY 24	GUARDIANSHIPS/ CONSERVATORSHIPS (a)
1			1	Probate Court Supervisor
1			1	Probate Specialist
5			5	Deputy Probate Register II
1			1	Deputy Probate Register I
3			3	Office Support Clerk - Senior
11			11	Total Positions

GF/GP	SR	REC	FY 24	ESTATES AND TRUSTS (a)
1			1	Probate Court Supervisor
1			1	Probate Specialist
3			3	Deputy Probate Register II
3			3	Office Support Clerk - Senior
8			8	Total Positions

- (a) All Positions show in Probate Estates & Mental Health on salaries pages.
(b) Positions retitled from Court Clerk, per BOC Item #23-2852, effective 5/6/23.

Prepared by Human Resources Dept. on 07/01/23

PROSECUTING ATTORNEY			
CP	REC FY 24	TOT FY 24	PROSECUTING ATTORNEY
168		168	Gen Fund/Gen Purpose
26	2	28	Special Revenue
0		0	Proprietary
194	2	196	Total Positions

ADMINISTRATION			
CP	REC FY 24	TOT FY 24	PROSECUTING ATTORNEY
50		50	Gen Fund/Gen Purpose
50		50	Total Positions

LITIGATION			
CP	REC FY 24	TOT FY 24	CHIEF ASSISTANT PROSECTOR
87		87	Gen Fund/Gen Purpose
26	2	28	Special Revenue
113	2	115	Total Positions

WARRANTS			
CP	REC FY 24	TOT FY 24	CHIEF WARRANTS
18		18	Gen Fund/Gen Purpose
0		0	Special Revenue
18		18	Total Positions

APPELLATE COURT			
CP	REC FY 24	TOT FY 24	CHIEF APPEALS
13		13	Gen Fund/Gen Purpose
0		0	Special Revenue
13		13	Total Positions

Prepared by Human Resources Dept. 07/01/23

ADMINISTRATION (a)			
CP	REC FY 24	TOT FY 24	
50		50	PROSECUTING ATTORNEY
0		0	Gen Fund/Gen Purpose
0		0	Special Revenue
50		50	Total Positions

GF/GP	SR	REC	FY 24	
1			1	EXECUTIVE STAFF
			1	Prosecuting Attorney
			1	Deputy Chief Prosecutor
			1	Chief of Administration
			1	Chief of Litigation
			1	Chief of Policy & Training
			1	Principal Attorney
			3	Assistant Prosecutor (e)
			1	Administrative Assistant Pros. Attorney
			1	Prosecutor Community Liaison (e)
			2	Prosecutor Investigator (e)
			1	Central Employee Records Coordinator
			1	Accountant II (c)
			1	Executive Secretary
			2	Paralegal (e)
			1	Financial Services Technician II
			1	Legal Secretary Prosecuting Attorney
			6	Office Support Clerk - Senior (e,h)
			5	Student
31			31	Total Positions

SPECIAL OPERATIONS			
CP	REC FY 24	TOT FY 24	
			CHIEF ASSISTANT
			PROSECUTOR
20		19	Gen Fund/Gen Purpose
20		19	Total Positions

GF/GP	SR	REC	FY 24	
1			1	CASE RECORDS
			1	Office Supervisor II (g)
			1	Office Leader
			5	Office Support Clerk - Senior (d)
			1	Office Support Clerk (c)
8			8	Total Positions

GF/GP	SR	REC	FY 24	
1			1	VICTIM SERVICES
			1	Victim Advocate Leader (b)
			6	Victim Advocate (b,e)
			1	Office Support Clerk - Senior (b)
8			8	Total Positions

GF/GP	SR	REC	FY 24	
1			1	CONVICTION INTEGRITY UNIT
			1	Principal Attorney
			1	Prosecutor Investigator
			1	Office Support Clerk - Senior
3			3	Total Positions

- (a) All positions show in Administration on salaries pages.
 (b) Positions reimbursed by the Crime Victim Rights Grant.
 (c) PTNE 1,000 hrs/yr. position(s)
 (d) Includes three (3) PTNE 1,000 hrs/yr. positions.
 (e) Nine (9) FTE positions created with a sunset date requested to be extended to 09/30/24, per FY24 Budget. Recommended.
 (g) Position upwardly reclassified from Office Supervisor I, per H.R. Dept. Audit, effective 01/28/23.
 (h) Includes one (1) PTNE 1,000 hrs/yr. position.

Prepared by Human Resources Dept. 07/01/23

LITIGATION (a)			
CP	REC FY 24	TOT FY 24	CHIEF ASSISTANT PROSECUTOR
87		87	Gen Fund/Gen Purpose
26	2	28	Special Revenue
113		115	Total Positions

GF/GP	SR	REC	FY 24	CIRCUIT COURT
1			1	Chief of Special Victims Unit
1			1	Chief Prosecuting Attorney
11			11	Principal Attorney
11			11	Assistant Prosecutor - Senior
1			1	Assistant Prosecutor
1			1	Prosecutor Investigator
1			1	User Support Specialist II
3			3	Legal Secretary Prosecuting Attorney
1			1	Technical Office Specialist
31			31	Total Positions

GF/GP	SR	REC	FY 24	JUVENILE
1			1	Chief Prosecuting Attorney
1			1	Principal Attorney
7			7	Assistant Prosecutor - Senior
5			5	Assistant Prosecutor (e)
3			3	Prosecutor Investigator (c)
2			2	Paralegal
2			2	Legal Secretary Prosecuting Attorney
1			1	Office Support Clerk - Senior
22			22	Total Positions

GF/GP	SR	REC	FY 24	CHILD SEXUAL ASSAULT
3			3	Principal Attorney
1			1	Assistant Prosecutor - Senior
1			1	Social Worker
	1		1	Technical Office Specialist (f)
1			1	Prosecutor Investigator
6	1		7	Total Positions

GF/GP	SR	REC	FY 24	FAMILY SUPPORT (b)
	1		1	Chief Prosecuting Attorney
	1		1	Principal Attorney
	2		2	Assistant Prosecutor - Senior
	3		3	Prosecutor Investigator
		1	1	Family Counselor Prosecuting Attorney (g)
		1	1	Domestic Support Specialist Supervisor (g)
	1		1	Office Supervisor II
	4		4	Domestic Support Specialist
	3		3	Legal Secretary Prosecuting Attorney
	8		8	Office Support Clerk - Senior
	1		1	Office Support Clerk (c)
	24	2	26	Total Positions

GF/GP	SR	REC	FY 24	DISTRICT COURT
1			1	Chief Prosecuting Attorney
2			2	Assistant Prosecutor - Senior
15			15	Assistant Prosecutor
1			1	Legal Secretary Prosecuting Attorney
1			1	Office Support Clerk
20			20	Total Positions

GF/GP	SR	REC	FY 24	DOMESTIC VIOLENCE
1			1	Principal Attorney
1			1	Assistant Prosecutor - Senior
3			3	Assistant Prosecutor
1			1	Prosecutor Investigator
1			1	Paralegal
7			7	Total Positions

GF/GP	SR	REC	FY 24	NARCOTICS TASK FORCE
	1		1	Principal Attorney (d)
1			1	Legal Secretary Prosecuting Attorney
1	1		2	Total Positions

- (a) All positions show in Litigation on salaries pages.
- (b) Positions funded by Cooperative Reimbursement Grant.
- (c) PTNE 1,000 hrs/yr. position.
- (d) Position (#07207) partially funded by Byrne N.E.T. Grant
- (e) Includes one (1) PTNE 1,000 hrs/yr. position.
- (f) One (1) SR position created, per Misc. Res. #22356, effective 10/22/22.
- (g) Position requested to be created, per FY24 budget. Recommended.

WARRANTS (a)			
CP	REC FY 24	TOT FY 24	CHIEF WARRANTS
18		18	Gen Fund/Gen Purpose
0		0	Special Revenue
18		18	Total Positions

GF/GP	SR	REC	FY 24	ADMINISTRATION
1			1	Chief Prosecuting Attorney
1			1	Secretary
2			2	Total Positions

GF/GP	SR	REC	FY 24	WARRANTS
6			6	Principal Attorney
4			4	Assistant Prosecutor
1			1	Warrants Division Supervisor
1			1	Warrants Specialist
1			1	Paralegal
1			1	Technical Office Specialist
2			2	Office Support Clerk - Senior
16			16	Total Positions

(a) All positions show in Warrants on salaries pages.

Prepared by Human Resources Dept. 07/01/23

APPELLATE COURT (a)			
CP	REC FY 24	TOT FY 24	
13		13	CHIEF APPEALS Gen Fund/Gen Purpose
0		0	Special Revenue
13		13	Total Positions

GF/GP	SR	REC	FY 24	ADMINISTRATION
1			1	Chief Prosecuting Attorney
1			1	Total Positions

GF/GP	SR	REC	FY 24	APPEALS
5			5	Principal Attorney
4			4	Assistant Prosecutor - Senior
2			2	Paralegal
1			1	Legal Secretary Prosecuting Attorney
12			12	Total Positions

(a) All positions show in Appeals on salaries pages.

Prepared by Human Resources Dept. 07/01/23

SHERIFF'S OFFICE			
CP	REC FY 24	TOT FY 24	SHERIFF
1325	(8) 6	1323	Gen Fund/Gen Purpose
42		42	Special Revenue
0		0	Proprietary
1367	(8) 6	1365	Total Positions

SHERIFF'S OFFICE			
CP	REC FY 24	TOT FY 24	SHERIFF
14		14	Gen Fund/Gen Purpose
0		0	Special Revenue
0		0	Proprietary
14		14	Total Positions

ADMINISTRATIVE SERVICES			
CP	REC FY 24	TOT FY 24	SHERIFF FISCAL OFFICER
17	(1)	16	Gen Fund/Gen Purpose
0		0	Special Revenue
0		0	Proprietary
17	(1)	16	Total Positions

CORRECTIVE SERVICES - DETENTION FACILITIES			
CP	REC FY 24	TOT FY 24	MAJOR/DEP CHIEF of STAFF
303		303	Gen Fund/Gen Purpose
2		2	Special Revenue
0		0	Proprietary
305		305	Total Positions

SHERIFF - EMERGENCY RESPONSE & PREPAREDNESS			
CP	REC FY 24	TOT FY 24	MAJOR/DEP CHIEF of STAFF
28	(1) 1	28	Gen Fund/Gen Purpose
5		5	Special Revenue
0		0	Proprietary
33	(1) 1	33	Total Positions

CORRECTIVE SERVICES - SATELLITE FACILITIES (b)			
CP	REC FY 24	TOT FY 24	MAJOR/DEP CHIEF of STAFF
301	(4) 1	298	Gen Fund/Gen Purpose
1		1	Special Revenue
0		0	Proprietary
302	(4) 1	299	Total Positions

SHERIFF - EMERG. COMM/OPERATIONS CENTER			
CP	REC FY 24	TOT FY 24	MAJOR/DEP CHIEF of STAFF
88		88	Gen Fund/Gen Purpose
0		0	Special Revenue
0		0	Proprietary
88		88	Total Positions

INVESTIGATIVE & FORENSIC SERVICES			
CP	REC FY 24	TOT FY 24	MAJOR/DEP CHIEF of STAFF
75	(1)	74	Gen Fund/Gen Purpose
25		25	Special Revenue
0		0	Proprietary
100	(1)	99	Total Positions

PATROL SERVICES (a)			
CP	REC FY 24	TOT FY 24	MAJOR/DEP CHIEF of STAFF
479	(1) 1	479	Gen Fund/Gen Purpose
6		6	Special Revenue
0		0	Proprietary
485	(1) 1	485	Total Positions

TECHNOLOGY, INFORMATION & INNOVATION			
CP	REC FY 24	TOT FY 24	MAJOR/DEP CHIEF of STAFF
20	3	23	Gen Fund/Gen Purpose
3		3	Special Revenue
23	3	26	Total Positions

- (a) Includes contracts with municipalities.
- (b) Includes contracts with District Courts.

SHERIFF'S OFFICE			
CP	REC FY 24	TOT FY 24	SHERIFF
14		14	Gen Fund/Gen Purpose
0		0	Special Revenue
14		14	Total Positions

GF/GP	SR	REC	FY 24	SHERIFF'S STAFF
1			1	Sheriff
1			1	Undersheriff
1			1	Sheriff Fiscal Officer
2			2	Major/ Deputy Chief of Staff
1			1	Sheriff Public Information Officer (a)
1			1	Sheriff Community Liaison
1			1	Sheriff Supervisor of State & Federal Affairs
			1	Sheriff Rate & Grant Coordinator (c)
1			1	Administrative Assistant to Elected Official
5			4	Sheriff Administrative Specialist (b)
14			14	Total Positions

- (a) Position upwardly reclassified from Marketing Coordinator, per Misc. Res. #22392, effective 11/19/22.
(b) Positions upwardly reclassified from Technical Office Specialist, per BOC item #2023-2852 , effective 05/06/23.
(c) Position upwardly reclassified from Sheriff Administrative Specialist, per FY24 Budget. Recommended.

Prepared by Human Resources Dept. 07/01/23

ADMINISTRATIVE SERVICES			
CP	REC FY 24	TOT FY 24	SHERIFF FISCAL OFFICER
17	(1)	16	Gen Fund/Gen Purpose
0		0	Proprietary
17	(1)	16	Total Positions

GF/GP	PR	REC	FY 24	ADMINISTRATION
1			1	Supervisor Sheriff Administrative Services
1			1	Sheriff Recruitment Specialist
2			2	Central Employee Records Coordinator
1			1	Office Supervisor II
1			1	Sheriff Administrative Specialist (a,e)
1			1	Financial Services Tech. II (b)
2			2	Court Park Deputy (a)
2		(1)	1	Office Support Specialist - Senior (f)
11		(1)	10	Total Positions

GF/GP	PR	REC	FY 24	CONTRACTS/COLLECTIONS (c)
1			1	Supervisor Sheriff Contracts & Accounts
1			1	Sheriff Contract & Account Compliance Analyst
1			1	Accounting Specialist
1			1	Financial Services Tech. II
4			4	Total Positions

GF/GP	PR	REC	FY 24	JAIL LIBRARY PROGRAM (d)
2			2	Library Technician
2			2	Total Positions

- (a) PTNE 1,000 hrs/yr. position(s).
- (b) One (1) position reimbursed by contract with ARAMARK.
- (c) Positions show in Administration on salaries pages.
- (d) Position(s) report to Supervisor Sheriff Contracts & Accounts, reimbursed by contract with ARAMARK.
- (e) Position upwardly reclassified from Technical Office Specialist, per BOC item #2023-2852, effective 05/06/23.
- (f) One (1) PTNE 1,000 hrs/yr. position requested to be deleted, per FY24 Budget. Recommended.

Prepared by Human Resources Dept. 07/01/23

CORRECTIVE SERVICES - DETENTION FACILITIES			
CP	REC FY 24	TOT FY 24	MAJOR/ DEP CHIEF OF STAFF
303		303	Gen Fund/Gen Purpose
2		2	Special Revenue
305		305	Total Positions

GF/GP	SR	REC	FY 24	ADMINISTRATION
1			1	Captain
1			1	Lieutenant
1			1	Sheriff Administrative Specialist (k)
3			3	Total Positions

GF/GP	SR	REC	FY 24	DETENTION FACILITIES
3			3	Lieutenant
6			6	Sergeant
21			22	Deputy II (d,l)
140			139	Deputy I (d,l)
7			7	Court Park Deputy (e)
177			177	Total Positions

GF/GP	SR	REC	FY 24	DETENTION FACILITY - SOUTH
1			1	Lieutenant
5			5	Sergeant
16			16	Deputy II
60			60	Deputy I
82			82	Total Positions

GF/GP	SR	REC	FY 24	INMATE PROGRAM SERVICES (c)
2			2	Supervisor Sheriff Program Services
10	2		12	Inmate Caseworker (b,f,g,h,j)
2			2	Inmate Casework Specialist (a,b)
1			1	Deputy II
3			3	Deputy I
1			1	Inmate Casework Coordinator (i)
4			4	Classification Agent
1			1	Office Support Clerk - Senior
24	2		26	Total Positions

GF/GP	SR	REC	FY 24	VISITING & RECREATION
3			3	Sergeant
14			14	Deputy I
17			17	Total Positions

- (a) One (1) GF/GP PTNE 1,000 hrs/yr. position (#10726) assigned to Tether Program.
- (b) One (1) GF/GP FTE (#06577) partially reimbursed and two (2) GF/GP PTNE 1,000 hrs/yr. positions (#11611 & 11612) reimbursed from the OCHN Jail Alliance with Support (JAWS) program per Misc. Res. #18438, and one (1) GF/GP FTE position partially reimbursed by JAWS Medication-Assisted Treatment (MAT) program, per M.R. #18385.
- (c) Positions report to Lieutenant.
- (d) Nine (9) Deputy I and six (6) Deputy II positions assigned to K-pod.
- (e) Includes one (1) 300 hrs/yr., two (2) 600 hrs/yr., three (3) 700 hrs/yr., and one 1,000 hrs/yr. positions assigned to Hospital Watch.
- (f) One (1) GF/GP position (#10435) assigned to the Life Employment & Skills Program funded from Prisoner Housing - Outside County line item.
- (g) Two (2) SR Inmate Caseworker positions (#07418 and 07419) funded by the Community Corrections Comprehensive Grant.
- (h) One (1) position shown in Sheriff Admin salaries pages.
- (i) Position upwardly reclassified from Office Support Clerk - Senior, per Misc. Res. #22260, effective 07/16/22.
- (j) One (1) SR FTE position deleted, per Misc. Res. #22415, effective 12/17/22.
- (k) Position upwardly reclassified from Technical Office Specialist, per BOC item #2023-2852, effective 05/06/23.
- (l) One (1) position upwardly reclassified from Deputy I, per FY24 Budget. Recommended.

CORRECTIVE SERVICES - SATELLITE FACILITIES			
CP	REC FY 24	TOT FY 24	MAJOR/ DEP CHIEF OF STAFF
301	(4) 1	298	Gen Fund/Gen Purpose
0		0	Proprietary
1		1	Special Revenue
302	(4) 1	299	Total Positions

GF/GP	SR	REC	FY 24	ADMINISTRATION UNIT
1			1	Captain
1			1	Lieutenant
1			1	Sheriff Administrative Specialist (I)
3			3	Total Positions

GF/GP	SR	PR	REC	FY 24	EAST ANNEX
2				2	Sergeant
6				6	Deputy II
12				12	Deputy I
2				2	Work Projects Supervisor (k)
37				37	Court Park Deputy (f)
4				4	Office Support Clerk - Senior (b)
6			(1) 1	6	Office Support Clerk (b,i,m)
69			(1) 1	69	Total Positions

GF/GP	SR	REC	FY 24	COURT SERVICES/TRANSPORT
1			1	Sergeant
4			4	Deputy II
46			46	Deputy I (d)
51			51	Total Positions

GF/GP	SR	PR	REC	FY 24	CAMPUS & COURTHOUSE SECURITY
2				2	Sergeant
1				1	Deputy II
18	1			19	Deputy I (a)
1				1	Office Support Clerk - Senior
156			(3)	153	Court Park Deputy (a,b,c,d,e,g,h,j,n)
178	1		(3)	176	Total Positions

- (a) Positions assigned as follows: Three (3) Court/Park Deputy positions for FOC Security; two (2) Deputy I positions for Courthouse Security; and ten (10) total Deputy I positions assigned to 52nd District Court - two (2) positions to Divisions I, II, and IV, and four (4) positions to Div. III; Twelve (12) total Court/Park Deputy positions - three (3) positions assigned to each of the four (4) Divisions of the 52nd District Court.
- (b) PTNE 1,000 hrs/yr. position(s).
- (c) Two (2) positions (#09916 & 09917) assigned to 52 District Court Division III.
- (d) Includes seven (7) 500 hrs/yr. positions. two (2) positions (#13050 & 13051) assigned to 43rd District Court/Madison Heights. Three (3) positions (#09992, 09993 and 09994) assigned 47th District Court; and two (2) positions (#10219 & 10220) assigned to 51st District Court/Waterford.
- (e) Includes three (3) Deputy I assigned to 52nd District Court Division II and III.
- (f) Includes two (2) 300 hrs/yr., two (2) 400 hrs/yr., six (6) 500 hrs/yr., four (4) 600 hrs/yr., two (2) 700 hrs/yr., three (3) 800 hrs/yr., and eighteen (18) 1,000 hrs/yr. positions.
- (g) Includes seven (7) 100 hrs/yr., six (6) 150 hrs/yr., nineteen (19) 300 hrs/yr., thirteen (13) 400 hrs/yr., fifteen (15) 500 hrs/yr., eight (8) 600 hrs/yr., thirteen (13) 700 hrs/yr., and eighteen (18) 800 hrs/yr.
- (h) Includes three (3) GF/GP PTNE 1,000 hrs/yr. positions for West Wing Courthouse Security.
- (i) Includes one (1) 500 hrs/yr. and four (4) 1,000 hrs/yr. positions.
- (j) Includes three (3) (#13060,13061 and 13062) 1,000 hrs/yr. positions and one (1) 440 hrs/yr. Position (#12995) at 43rd District Court - Hazel Park.
- (k) Includes one (1) PTNE 1,000 hrs/yr. position.
- (l) Position upwardly reclassified from Technical Office Specialist, per BOC item #2023-2852, effective 05/06/23.
- (m) One (1) PTNE 1,000 hr/yr. position requested to be deleted and one (1) FTE position requested to be created, per FY24 Budget. Recommended.
- (n) Three (3) PTNE GF/GP 1,000 hr/yr. positions requested to be deleted, per FY24 Budget. Recommended.

Prepared by Human Resources Dept. 07/01/23

SHERIFF - EMERGENCY RESPONSE AND PREPAREDNESS			
CP	REC FY 24	TOT FY 24	MAJOR/ DEP CHIEF OF STAFF
28	(1) 1	28	Gen Fund/Gen Purpose
5		5	Special Revenue
33	(1) 1	33	Total Positions

GF/GP	SR	REC	FY 24	ADMINISTRATION
1			1	Captain (a)
1			1	Lieutenant
	1		1	Intelligence Analyst Senior (c,d)
	1		1	Intelligence Analyst (c)
1			1	Financial Services Tech II
3	2		5	Total Positions

GF/GP	SR	REC	FY 24	TRAINING
2	1		3	Sergeant (e)
9	2		11	Deputy II (f)
2			2	Project Advisor
1			1	Training Assistant
3			3	Court Park Deputy (b)
1		(1) 1	1	Office Support Clerk - Senior (g)
18	3	(1) 1	21	Total Positions

GF/GP	SR	REC	FY 24	RECORDS
2			2	Court Park Deputy (b)
2			2	Student
4			4	Total Positions

GF/GP	SR	REC	FY 24	AVIATION
1			1	Sergeant
2			2	Deputy II
3			3	Total Positions

- (a) Position works on law enforcement issues related to the Health & Human Services/Homeland Security Division.
- (b) PTNE 1,000 hrs/yr. position(s).
- (c) Positions (#11083 and #14715) funded by FEMA State Homeland Security Grant.
- (d) One (1) SR position upwardly reclassified from Intelligence Analyst, per H.R. Dept. Audit, effective 12/04/21.
- (e) One (1) SR FTE position created, per Misc. Res. #22355, effective 10/22/22.
- (f) Two (2) SR FTE positions created, per Misc. Res. #22355, effective 10/22/22.
- (g) One (1) GF/GP PTNE 1,000 hr/yr. position requested to be deleted and one (1) GF/GP FTE position requested to be created per, FY24 Budget. Recommended.

Prepared by Human Resources Dept. 07/01/23

PATROL SERVICES			
CP	REC FY 24	TOT FY 24	MAJOR/ DEP CHIEF OF STAFF
479	(1) 1	479	Gen Fund/Gen Purpose
6		6	Special Revenue
0		0	Proprietary
485	(1) 1	485	Total Positions

GF/GP	SR	REC	FY 24	ADMINISTRATION
1			1	Captain
1			1	Lieutenant
1			1	Office Supervisor II
1			1	Sheriff Administrative Specialist (j)
3			3	Mounted Deputy (a)
7			7	Total Positions

GF/GP	SR	REC	FY 24	CONTRACTED PATROL - ROCHESTER HILLS
1			1	Captain (d)
2			2	Lieutenant
8			8	Sergeant (h)
52			52	Deputy II (i)
1			1	Sheriff Administrative Specialist (j)
1			1	Financial Services Tech I
65			65	Total Positions

GF/GP	SR	REC	FY 24	CONTRACTED PATROL - PARKS
1			1	Lieutenant
2			2	Deputy II
4			4	Mounted Deputy
15			15	Court Park Deputy
22			22	Total Positions

GF/GP	SR	REC	FY 24	CONTRACTED PATROL - PONTIAC
1			1	Captain (d)
3			3	Lieutenant
9			9	Sergeant
79			79	Deputy II (c)
12			12	Court Park Deputy (e)
1			1	Sheriff Administrative Specialist (j)
2			2	Office Support Clerk - Senior (e)
107			107	Total Positions

GF/GP	SR	REC	FY 24	TRAFFIC (b)
2	1	1	4	Sergeant (k)
5	5	(1)	9	Deputy II (g,l)
1			1	Court Park Deputy (e)
8	6	(1) 1	14	Total Positions

GF/GP	PR	REC	FY 24	CONTRACTED PATROL - OTHER MUNICIPALITIES
227			227	General Fund/Gen Purpose
0				Special Revenue
0				Proprietary
227			227	Total Positions

GF/GP	SR	REC	FY 24	PATROL
15			15	Deputy II (f)
15			15	Total Positions

GF/GP	PR	REC	FY 24	PATROL SERVICES - MARINE SAFTEY
28			28	General Fund/Gen Purpose
0			0	Special Revenue
0			0	Proprietary
28			28	Total Positions

- (a) Includes one (1) PTNE 240 hrs/yr. funded by the City of Orchard Lake contract (Pos #11188) and two (2) positions funded at 200 hrs/yr.
- (b) SR positions funded by Secondary Road Patrol Grant - Act 416.
- (c) One (1) GF/GP position (#11149) reimbursed 50% by ATPA Grant.
- (d) Position reports to Major.
- (e) PTNE 1,000 hrs/yr. position(s).
- (f) One (1) FTE position deleted, per Misc. Res. #22330, effective 10/01/22.
- (g) One (1) SR FTE position created, per Misc. Res. # 22375, effective 11/19/22.
- (h) One (1) FTE position created, per Misc. Res. #22379, effective 12/01/22.
- (i) Two (2) FTE positions created, per Misc. Res. #22379, effective 12/01/22.
- (j) Position upwardly reclassified from Technical Office Specialist, per BOC item #2023-2852, effective 05/06/23.
- (k) One (1) GF/GP FTE position requested to be created, per FY24 Budget. Recommended.
- (l) One (1) GF/GP FTE position requested to be deleted, per FY24 Budget. Recommended.

Prepared by Human Resources Dept. 07/01/23

PATROL SERVICES - MARINE SAFETY			
CP	REC FY 24	TOT FY 24	MAJOR/ DEP CHIEF OF STAFF
28		28	Gen Fund/Gen Purpose
0		0	Special Revenue
0		0	Proprietary
28		28	Total Positions

GF/GP	SR	REC	FY 24	MARINE SAFETY
1			1	Sergeant
1			1	Office Support Clerk Senior (b)
1			1	Marine Mechanic (a)
25			25	Marine Deputy (c,d,e,f,g,h,i,j,k,l,m,n,o,p)
28			28	Total Positions

- (a) PTNE 300 hrs/yr. position.
- (b) One (1) PTNE 1,000 hrs/yr. position.
- (c) Ten (10) PTNE 330 hrs/yr. positions (#06159, 06395, 06396, 06397, 06398, 06400, 06401, 06402, 06403, & 06404).
- (d) One (1) PTNE 680 hrs/yr. position (#10943) contract with Charter Township of Orion.
- (e) One (1) PTNE 150 hrs/yr. position (#10942) increased to 250 hrs/yr. contract with Township of Addison, per Misc. Res. #19168, effective 05/25/19.
- (f) One (1) PTNE 250 hrs/yr. position (#10949) contract with Township of Commerce.
- (g) One (1) PTNE 125 hrs/yr. position (#11201) contract with Charter Township of Independence.
- (h) Two (2) PTNE 500 hrs/yr. positions (#15653 & 15654) contract with Charter Township of West Bloomfield.
- (i) One (1) PTNE 250 hrs/yr. position (#10948) contract with City of Orchard Lake Village.
- (j) One (1) PTNE 250 hrs/yr. position (#11090) contract with Charter Township of Waterford.
- (k) One (1) PTNE 250 hrs/yr. position (#10962) contract with Charter Township of White Lake.
- (l) One (1) PTNE 250 hrs/yr. position (#10961) contract with Charter Township of Highland.
- (m) One (1) PTNE 250 hrs/yr. position (#11319) contract with City of Novi.
- (n) One (1) PTNE 250 hrs/yr. position (#11395) contract with City of Sylvan Lake.
- (o) One (1) PTNE 80 hrs/yr. position (#11949) contract with Charter Township of Bloomfield.
- (p) Two (2) PTNE 250 hrs/yr. positions (#15651 and 15652) contract with City of Keego Harbor.

CONTRACTED PATROL - OTHER MUNICIPALITIES			
CP	REC FY 24	TOT FY 24	
227		227	MAJOR/ DEP CHIEF OF STAFF
0		0	Gen Fund/Gen Purpose
0		0	Special Revenue
0		0	Proprietary
227		227	Total Positions

GF/GP	SR	REC	FY 24	CONTRACTED PATROL - ADDISON
1			1	Sergeant
7			7	Deputy II
8			8	Total Positions

GF/GP	SR	REC	FY 24	CONTRACTED PATROL - BRANDON
1			1	Lieutenant
1			1	Sergeant
12			12	Deputy II (a,d)
14			14	Total Positions

GF/GP	PR	REC	FY 24	CONTRACTED PATROL - COMMERCE
1			1	Lieutenant
3			3	Sergeant
34			34	Deputy II
1			1	Deputy I
1			1	Sheriff Administrative Specialist (h)
40			40	Total Positions

GF/GP	PR	REC	FY 24	CONTRACTED PATROL - HIGHLAND
1			1	Lieutenant
1			1	Sergeant
18			18	Deputy II (j)
20			20	Total Positions

GF/GP	PR	REC	FY 24	CONTRACTED PATROL - INDEPENDENCE
1			1	Lieutenant
5			5	Sergeant
28			28	Deputy II (a)
34			34	Total Positions

GF/GP	SR	REC	FY 24	CONTRACTED PATROL - LYON
1			1	Lieutenant
2			2	Sergeant
21			21	Deputy II (g,k)
1			1	Deputy I
25			25	Total Positions

GF/GP	SR	REC	FY 24	CONTRACTED PATROL - OAKLAND
1			1	Lieutenant
2			2	Sergeant (j)
13			13	Deputy II
2			2	Court Park Deputy (b)
18			18	Total Positions

GF/GP	PR	REC	FY 24	CONTRACTED PATROL - ORION
1			1	Lieutenant
3			3	Sergeant
31			31	Deputy II (l)
1			1	Sheriff Administrative Specialist (i)
1			1	Court Park Deputy (c)
37			37	Total Positions

GF/GP	SR	REC	FY 24	CONTRACTED PATROL - OXFORD
1			1	Lieutenant
1			1	Sergeant
18			18	Deputy II
20			20	Total Positions

GF/GP	SR	REC	FY 24	CONTRACTED PATROL - SPRINGFIELD
1			1	Lieutenant (f)
1			1	Sergeant
9			9	Deputy II (e)
11			11	Total Positions

- (a) One (1) position (#10917) funded at 1,040 hrs/yr. shown in Independence and shared by Independence & Brandon Townships.
- (b) PTNE 1,000 hrs/yr. position(s).
- (c) One (1) 240 hrs/yr. position(s).
- (d) One (1) FTE position created per, Misc. Res. #22378, effective 01/01/23.
- (e) One (1) position deleted per, Misc. Res. #22380, effective 12/01/22.
- (f) One (1) position created per, Misc. Res. #22380, effective 12/01/22.
- (g) One (1) position created per, Misc. Res. #22427, effective 01/01/23.
- (h) Position(s) upwardly reclassified from Technical Office Specialist, per BOC item #2023-2852, effective 05/06/23.
- (i) One (1) position created per, Misc. Res. #23008, effective 01/26/23.
- (j) One (1) position created per, Misc. Res. #23009, effective 01/26/23.
- (k) Two (2) position created per, Misc. Res. #23010, effective 01/26/23.
- (l) One (1) position created per, Misc. Res. #23029, effective 02/25/23.

SHERIFF-EMERGENCY COMMUNICATIONS/OPERATIONS CENTER			
CP	REC FY 24	TOT FY 24	MAJOR/ DEP CHIEF OF STAFF
88		88	Gen Fund/Gen Purpose
0		0	Special Revenue
88		88	Total Positions

GF/GP	SR	REC	FY 24	EMERGENCY COM. /OPERATIONS
1			1	Captain
1			1	Lieutenant
5			5	Sergeant
2			2	Sheriff Comm. Quality Assurance Supv.
6			6	Dispatch Specialist Shift Leader (j)
70			70	Dispatch Specialist (b,c,d,e,f,g,h,i,k)
2			2	Warrants Clerk
1			1	Sheriff Administrative Specialist (a,l)
88			88	Total Positions

- (a) One (1) position (#10053) funded by Brandon Twp. & four (4) patrol contracts.
- (b) Two (2) positions (#11109 and 11110) funded by City of Pontiac contract for EMD services.
- (c) Two (2) positions (#10883 and 10884) funded by City of Walled Lake contract.
- (d) Two (2) positions (#09632 and 09633) funded by City of Wixom contract.
- (e) Two (2) positions (#10950 and 10951) funded by City of Rochester Hills contract.
- (f) One (1) position (#11329) funded by Village of Holly contract.
- (g) One (1) position (#11330) funded by Groveland Twp. contract.
- (h) One (1) position (#11396) funded Orion Twp. contract.
- (i) Six (6) positions (#11841, 11842, 11843, 11844, 11845 and 11846) funded by City of Auburn Hills contract.
- (j) One (1) position (#11840) funded by City of Auburn Hills Contract.
- (k) One (1) position (#11896) funded by Village of Oxford contract.
- (l) Position upwardly reclassified from Technical Office Specialist, per BOC item #2023-2852, effective 05/06/23.

Prepared by Human Resources Dept. 07/01/23

TECHNOLOGY, INFORMATION & INNOVATION			
CP	REC FY 24	TOT FY 24	MAJOR/DEPUTY CHIEF OF STAFF
20	3	23	Gen Fund/Gen Purpose
3		3	Special Revenue
23	3	26	Total Positions

GF/GP	SR	REC	FY 24	ADMINISTRATION
1			1	Captain
1			1	Sergeant
1			1	Supervisor Sheriff Records
1	0	2	3	Sheriff Technical Support Specialist (e)
1	1	1	3	User Support Specialist II (a,d)
6	2		8	Sheriff Administrative Specialist (b,c)
9			9	Office Support Clerk Senior
20	3	3	26	Total Positions

- (a) One (1) SR FTE position created, per Misc. Res. #22356, effective 10/22/22.
- (b) Two (2) SR FTE positions created, per Misc. Res. #22356, effective 10/22/22.
- (c) Positions upwardly reclassified from Technical Office Specialist, per BOC item #2023-2852, effective 05/06/23.
- (d) One (1) GF/GP FTE position requested to be created, per FY24 Budget. Recommended.
- (e) Two (2) GF/GP FTE positions requested to be created, per FY24 Budget. Recommended.

Prepared by Human Resources Dept. 07/01/23

INVESTIGATIVE & FORENSIC SERVICES			
CP	REC FY 24	TOT FY 24	MAJOR/ DEP CHIEF OF STAFF
75	(1)	74	Gen Fund/Gen Purpose
25		25	Special Revenue
100	(1)	99	Total Positions

GF/GP	SR	REC	FY 24	ADMINISTRATION
1			1	Captain
1			1	Lieutenant
1			1	Sergeant
1			1	Sheriff Administrative Specialist (r)
4			4	Total Positions

GF/GP	SR	REC	FY 24	FORENSIC SERVICES
1			1	Adm Forensic Lab Services
1			1	Chief Forensic Laboratory
1			1	Detective Sergeant Specialist
2			2	Deputy II
3			3	Forensic Laboratory Supervisor (i)
1			1	Forensic CODIS Analyst
6	3		9	Forensic Laboratory Analyst (n)
1			1	DNA Technician
2			2	Forensic Laboratory Investigator Leader
3	1		4	Forensic Laboratory Investigator
4			4	Forensic Laboratory Technician (h,o,p,s)
1			1	Office Support Clerk - Senior
26	4		30	Total Positions

GF/GP	SR	REC	FY 24	NARCOTICS ENFORCEMENT TEAM (N.E.T.)
1			1	Lieutenant
2	2		4	Sergeant (c)
1			1	N.E.T. Auditor
5			5	Deputy II
1			1	Property & Evidence Technician
1			1	Sheriff Administrative Specialist (r)
1			1	Court Park Deputy (j)
		1	1	Office Support Clerk - Senior (l)
12	3		15	Total Positions

GF/GP	SR	REC	FY 24	SHERIFF/FRIEND OF THE COURT (f)
	1		1	Sergeant
	6		6	Deputy II
	1		1	Court Park Deputy
	2		2	Warrants Clerk
	10		10	Total Positions

GF/GP	SR	REC	FY 24	SPECIAL TEAMS (a)
1			1	Lieutenant (e)
1			1	Detective Sergeant Specialist
9	1	(1)	9	Sergeant (d,g,t)
12	6		18	Deputy II (b)
4			4	Fire Investigator
1			1	Supervisor Sheriff Property & Evidence (q)
1			1	Intelligence Analyst
2			2	Property & Evidence Technician (j)
1	1		2	Court Park Deputy (m)
1			1	Office Support Clerk - Senior (j)
33	8	(1)	40	Total Positions

(a) Includes positions assigned as follows: Two (2) Sergeants & five (5) Deputy II for Warrants; one (1) Sergeant and six (6) SR Deputy II for Auto Theft Prevention; two (2) Sergeants for Fugitive Apprehension Team (FAT); and seven (7) Sergeants for Special Investigations; and one (1) Sergeant & one (1) Deputy II for Computer Crime Investigations.

(b) Includes six (6) SR positions (#06108, 06109, 06147, 06148, 10898, & 11067) funded by Auto Theft Prevention Authority Grant. One (1) position (#06147) assigned to City of Detroit.

(c) Two (2) SR positions (#09829 & 09830) partially funded by the Byrne N.E.T. grant and forfeiture fund.

(d) Includes one (1) GF/GP position (#07927) funded annually by the Law Enforcement Enhancement Account.

(e) Includes one (1) position assigned to Fugitive/Warrants.

(f) Positions partially (66%) reimbursed by Cooperative Reimbursement Grant.

(g) One (1) SR position (#10333) funded by Auto Theft Prevention Grant.

(h) Includes two (2) FTE positions funded by reduced Out-County prisoner expenses, and two (2) GF/GP PTNE 674 hrs/yr. positions reimbursed by HIDTA funds.

(i) One (1) GF/GP position (#09550) funded by the Law Enforcement Enhancement Account/Lab Fees.

(j) PTNE 1,000 hrs/yr. position(s).

(k) Position(s) partially reimbursed by testing fees associated with Results program revenue.

(l) PTNE 1,000 hrs/yr. position (#10931) partially funded by the BYRNE N.E.T. grant and forfeiture funds.

(m) One (1) SR PTNE 1,000 hrs/yr. position (#12036) funded by the Auto Theft Prevention Grant.

(n) Three (3) SR FTE position funded by the CEBR Grant.

(o) One (1) GF/GP PTNE 1,000 hrs/yr. position created, per Misc. Res. #22330, effective 10/01/22.

(p) One (1) GF/GP PTNE 1,000 hrs/yr. position and two (2) PTNE GF/GP 663 hrs/yr. positions deleted and two (2) GF/GP PTNE 500 hrs/yr. positions created, per Misc. Res. #22406, effective 01/01/23.

(q) Position upwardly reclassified from Property & Evidence Technician Senior, per BOC item #2023-2852, effective 05/06/23.

(r) Position upwardly reclassified from Technical Office Specialist, per BOC item #2023-2852, effective 05/06/23.

(s) Two (2) GF/GP PTNE 500 hrs/yr. positions requested to be increased to 1,000 hrs/yr., per FY24 Budget. Recommended.

(t) One (1) GF/GP FTE position requested to be deleted, per FY24 Budget. Recommended.

Prepared by Human Resources Dept. 07/01/23

COUNTY CLERK REGISTER OF DEEDS (a)			
CP	REC FY 24	TOT FY 24	COUNTY CLERK REGISTER OF DEEDS
100		100	Gen Fund/Gen Purpose
6		6	Special Revenue
0		0	Proprietary
106		106	Total Positions

ADMINISTRATION DIVISION			
CP	REC FY 24	TOT FY 24	COUNTY CLERK REGISTER OF DEEDS
6		6	Gen Fund/Gen Purpose
0		0	Special Revenue
0		0	Proprietary
6		6	Total Positions

COUNTY CLERK DIVISION			
CP	REC FY 24	TOT FY 24	CHIEF DEPUTY COUNTY CLERK
53		53	Gen Fund/Gen Purpose
0		0	Special Revenue
0		0	Proprietary
53		53	Total Positions

GF/GP	REC	FY 24	JURY COMMISSION
1		1	Office Support Clerk (b)
1		1	Total Positions

ELECTIONS DIVISION			
CP	REC FY 24	TOT FY 24	DIRECTOR ELECTIONS
11		11	Gen Fund/Gen Purpose
0		0	Special Revenue
0		0	Proprietary
11		11	Total Positions

REGISTER OF DEEDS DIVISION (a)			
CP	REC FY 24	TOT FY 24	CHIEF DEPUTY REGISTER OF DEEDS
29		29	Gen Fund/Gen Purpose
6		6	Special Revenue
0		0	Proprietary
35		35	Total Positions

- (a) Includes Micrographics & Reproductions.
- (b) PTNE GF/GP 1,000 hrs/yr. position.

ADMINISTRATION DIVISION			
CP	REC FY 24	TOT FY 24	COUNTY CLERK REGISTER OF DEEDS
6		6	Gen Fund/Gen Purpose
0		0	Special Revenue
0		0	Proprietary
6		6	Total Positions

GF/GP	SR	REC	FY 24	ADMINISTRATION DIVISION
1			1	County Clerk Register of Deeds
1			1	Deputy Clerk Register of Deeds
1			1	County Clerk Comm. & Ext. Aff. Coord. (a)
1			1	Administrative Assistant to Elected Officials
1			1	Secretary
1			1	Student
6			6	Total Positions

(a) PTNE 1,000 hrs/yr. position.

Prepared by Human Resources Dept. 07/01/23

COUNTY CLERK DIVISION			
CP	REC FY 24	TOT FY 24	CHIEF DEPUTY COUNTY CLERK
53		53	Gen Fund/Gen Purpose
0		0	Special Revenue
53		53	Total Positions

GF/GP	SR	REC	FY 24	ADMINISTRATION UNIT
1			1	Chief Deputy County Clerk
1			1	Supervisor County Clerk
2			2	Total Positions

GF/GP	SR	REC	FY 24	VITAL RECORDS UNIT
1			1	Supervisor County Clerk Vital Records
1			1	Office Leader (b)
10			10	County Clerk Records Clerk (b)
2			2	Student
14			14	Total Positions

GF/GP	SR	REC	FY 24	LEGAL RECORDS UNIT
2			2	Office Supervisor II
1			1	Office Supervisor I
2			2	User Support Specialist I
1			1	County Clerk Support Specialist
10			10	County Clerk Records Specialist
1			1	Court Accounts Coordinator
6			6	County Clerk Records Clerk
11			11	Office Support Clerk - Senior
1			1	Office Support Clerk (a)
2			2	Student
37			37	Total Positions

(a) PTNE 1,000 hrs/yr. position(s).

(b) Two (2) SR positions, including one (1) FTE Office Leader (#03483) and one (1) FTE County Clerk Records Clerk (#09863), funded by the Concealed Pistol License (CPL) fund.

Prepared by Human Resources Dept. 07/01/23

ELECTIONS DIVISION			
CP	REC FY 24	TOT FY 24	DIRECTOR OF ELECTIONS
11		11	Gen Fund/Gen Purpose
0		0	Special Revenue
0		0	Proprietary
11		11	Total Positions

GF/GP	SR	REC	FY 24	ELECTIONS DIVISION
1			1	Director Elections
2			2	Elections Specialist
2			2	Assistant Elections Specialist
4			4	County Clerk Records Specialist
2			2	Office Support Clerk - Senior
11			11	Total Positions

Prepared by Human Resources Dept. 07/01/23

REGISTER OF DEEDS DIVISION (a)			
CP	REC FY 24	TOT FY 24	CHIEF DEPUTY REGISTER DEEDS
29		29	Gen Fund/Gen Purpose
6		6	Special Revenue
0		0	Proprietary
35		35	Total Positions

GF/GP	SR	REC	FY 24	ADMINISTRATIVE UNIT (a)
1			1	Chief Deputy Register of Deeds
1			1	Supervisor Register of Deeds
2			2	Total Positions

Plat Board

GF/GP	SR	REC	FY 24	REAL ESTATE & CASHIER UNIT (a)
1			1	Office Supervisor II
1			1	Financial Services Tech II
7			7	Real Estate Recording Clerk
2			2	Office Support Clerk - Senior
2			2	Financial Services Tech I
13			13	Total Positions

GF/GP	SR	REC	FY 24	MICROGRAPHICS UNIT (a,b)
1			1	Micrographic Equipment Operator Supervisor
1	2		3	Micrographic Equipment Operator II (d)
1			1	Micrographic Equipment Operator I
3	2		5	Total Positions

GF/GP	SR	REC	FY 24	GRANTOR - GRANTEE UNIT (a)
1			1	Office Supervisor II (e)
5			5	Office Support Clerk - Senior
6			6	Total Positions

GF/GP	SR	REC	FY 24	TRACT INDEX UNIT (a)
1			1	Office Supervisor I
3			3	Office Support Clerk - Senior
4			4	Total Positions

GF/GP	SR	REC	FY 24	VALIDATION UNIT (a)
	1		1	GIS/CAD Technician -Senior (d)
	3		3	GIS/CAD Technician (d)
	4		4	Total Positions

GF/GP	SR	REC	FY 24	PLAT REVIEW (a)
1			1	Plat & Boundary Review Specialist (c)
1			1	Total Positions

- (a) Positions show in Register of Deeds Administration on salaries pages, except for Micrographics.
- (b) Unit reports to a Deputy Clerk/Register of Deeds.
- (c) Position partially reimbursed by the Clerk Survey Remonumentation Grant.
- (d) SR positions funded by Automation Fund.
- (e) Position upwardly reclassified from Office Supervisor I, per H.R. Dept. Audit, effective 07/16/22.

TREASURER			
CP	REC FY 24	TOT FY 24	COUNTY TREASURER
38		38	Gen Fund/Gen Purpose
0		0	Special Revenue
6		6	Proprietary
44		44	Total Positions

ADMINISTRATION			
CP	REC FY 24	TOT FY 24	COUNTY TREASURER
8		8	Gen Fund/Gen Purpose
0		0	Special Revenue
0		0	Proprietary
8		8	Total Positions

GENERAL ACCOUNTING			
CP	REC FY 24	TOT FY 24	CHIEF DEPUTY TREASURER
11		11	Gen Fund/Gen Purpose
0		0	Special Revenue
1		1	Proprietary
12		12	Total Positions

TAX ADMINISTRATION			
CP	REC FY 24	TOT FY 24	CHIEF TAX ADMINISTRATION
19		19	Gen Fund/Gen Purpose
0		0	Special Revenue
5		5	Proprietary
24		24	Total Positions

Prepared by Human Resources Dept. 07/01/23

ADMINISTRATION (a)			
CP	REC FY 24	TOT FY 24	COUNTY TREASURER
8		8	Gen Fund/Gen Purpose
0		0	Special Revenue
0		0	Proprietary
8		8	Total Positions

GF/GP	SR	REC	FY 24	ADMINISTRATION
1			1	County Treasurer
1			1	Chief Deputy Treasurer
1			1	Admin. Assistant to Elected Officials
1			1	Treasurer Community Liaison
1			1	Treasurer Property Specialist
1			1	Student
6			6	Total Positions

GF/GP	SR	REC	FY 24	INVESTMENT (a)
1			1	Investment Administrator
1			1	Revenue Collection Specialist
2			2	Total Positions

(a) Positions show in Administration on salaries pages.

Prepared by Human Resources Dept. 07/01/23

GENERAL ACCOUNTING			
CP	REC FY 24	TOT FY 24	CHIEF DEPUTY TREASURER
11		11	Gen Fund/Gen Purpose
0		0	Special Revenue
1		1	Proprietary
12		12	Total Positions

GF/GP	PR	REC	FY 24	CASH ACCOUNTING (c)
1			1	Treasurer Cash Accounting Supervisor
1			1	Accountant II
1			1	Accounting Specialist
2			2	Financial Services Tech II (a)
2			2	Financial Services Tech I
7			7	Total Positions

GF/GP	PR	REC	FY 24	SPECIAL ACCOUNTING (c)
	1		1	Treasurer Special Accounting Supervisor (b)
1			1	Treasurer Special Accountant
1			1	Disbursing Coordinator
2			2	Financial Services Tech II
4	1		5	Total Positions

- (a) Includes one (1) PTNE 1,000 hrs/yr. position.
- (b) Position funded by Delinquent Tax Revolving Fund.
- (c) Positions show in Treasurer/Administration on salaries pages.

Prepared by Human Resources Dept. 07/01/23

TAX ADMINISTRATION			
CP	REC FY 24	TOT FY 24	
19		19	CHIEF TAX ADMINISTRATION
		0	Gen Fund/Gen Purpose
		0	Special Revenue
5		5	Proprietary
24		24	Total Positions

GF/GP	PR	REC	FY 24	
1			1	ADMINISTRATION (d)
1			1	Chief Tax Administration
			1	Total Positions

GF/GP	PR	REC	FY 24	
				DELINQUENT TAX
1			1	Delinquent Tax Supervisor (d)
1			1	Accounting Specialist (g)
2			2	Financial Services Tech II (d,f)
7			7	Financial Services Tech I (e)
11			11	Total Positions

GF/GP	PR	REC	FY 24	
				SPECIAL TAXES (c)
1			1	Pers. Prop. Tax Collector Supervisor
	2		2	Personal Property Tax Collector - Senior (a)
	2		2	Personal Property Tax Collector (a)
1			1	Financial Services Tech II
2	4		6	Total Positions

GF/GP	PR	REC	FY 24	
				SETTLEMENT & DISTRIBUTION
1			1	Supervisor Settlement & Distribution (d)
	1		1	Accountant II (b,d)
3			3	Accounting Specialist (d)
1			1	Financial Services Tech II (c)
5	1		6	Total Positions

- (a) Position(s) funded by Delinquent Personal Property Tax Administration Fund.
- (b) Position funded by Delinquent Tax Revolving Fund.
- (c) Position(s) show in Treasurer/Tax Administration on salaries pages.
- (d) Position(s) show in Treasurer/Administration on salaries pages.
- (e) Six (6) positions show in Treasurer/Administration and two (2) positions show in Tax Administration on salaries pages.
- (f) PTNE 1,000 hrs/yr. position.
- (g) Position upwardly reclassified from Financial Services Technician I, per H.R. Dept. Audit, effective 01/14/23.

Prepared by Human Resources Dept. 07/01/23

BOARD OF COMMISSIONERS			
CP	REC FY 24	TOT FY 24	CHAIRPERSON - BOARD OF COMMISSIONERS
35		35	Gen Fund/Gen Purpose
0		0	Special Revenue
0		0	Proprietary
35		35	Total Positions

Prepared by Human Resources Dept. 07/01/23

BOARD OF COMMISSIONERS ADMINISTRATION			
CP	REC FY 24	TOT FY 24	CHAIRPERSON - BOARD OF COMMISSIONERS
35		35	Gen Fund/Gen Purpose
0		0	Special Revenue
35		35	Total Positions

GF/GP	SR	REC	FY 24	BOARD OF COMMISSIONERS (a)
19			19	Commissioner (b)
19			19	Total Positions

GF/GP	SR	REC	FY 24	ADMINISTRATION (a)
1			1	BOC - Chief of Staff
1			1	Total Positions

GF/GP	SR	REC	FY 24	OPERATIONS (a)
1			1	BOC Operations Supervisor
1			1	Operations Analyst BOC
2			2	Committee Coordinator Senior (d,e)
1			1	Committee Coordinator
1			1	Secretary BOC
0			0	Office Support Clerk Senior (c)
6			6	Total Positions

GF/GP	SR	REC	FY 24	POLICY & FISCAL ANALYSIS (a)
1			1	Policy & Fiscal Analysis Supervisor
1			1	BOC Analyst - Senior
3			3	BOC Analyst
5			5	Total Positions

GF/GP	SR	REC	FY 24	COMMUNITY OUTREACH (a)
1			1	Supervisor Marketing & Communications
2			2	BOC Community Liaison
1			1	Communications & Marketing Assistant
4			4	Total Positions

- (a) Positions show in Commissioners Administration on salaries pages.
- (b) Two (2) positions deleted on 01/01/23, per FY23 Budget.
- (c) One (1) position deleted on 07/01/23, per FY23 Budget.
- (d) Position upwardly reclassified from Committee Coordinator, per H.R. Dept. Audit, effective 01/04/23.
- (e) Position upwardly reclassified from Committee Coordinator, per H.R. Dept. Audit, effective 06/17/23.

Prepared by Human Resources Dept. 07/01/23

PARKS & RECREATION DEPARTMENT			
CP	REC FY 24	TOT FY 24	EXECUTIVE OFFICER PARKS & RECREATION
3	(2)	1	Gen Fund/Gen Purpose
810	8(5)	813	Proprietary
813	8(7)	814	Total Positions

GF/GP	PR	REC	FY 24	ADMINISTRATION (a)
	1		1	Executive Officer Parks & Recreation
	1		1	Staff Asst- Secretary to the Commission (b)
	2		2	Total Positions

GF/GP	PR	REC	FY 24	PLANNING, MARKETING, & COMM.
0		0	0	General Fund/Gen Purpose
	15	0	15	Proprietary
0	15	0	15	Total Positions

GF/GP	PR	REC	FY 24	PARK OPERATIONS
3		(2)	1	General Fund/Gen Purpose
	793	8(5)	796	Proprietary
3	793	8(7)	797	Total Positions

- (a) Positions show in Administration Services on salary pages.
- (b) Position reclassified from Executive Secretary per Misc. Res. # 22325 effective 10/8/2022

Parks Reorganization Adopted per Misc. Res. #22325 effective 10/8/2022

PLANNING, MARKETING, & COMMUNICATIONS			
CP	REC FY 24	TOT FY 24	EXECUTIVE OFFICER PARKS & RECREATION DIVISION
0		0	Gen Fund/Gen Purpose
15		15	Proprietary
15		15	Total Positions

GF/GP	PR	REC	FY 24	PLANNING (b)
	1		1	Supervisor Parks & Recreation Planning
	1		1	Planner - Principal
	1		1	Planner - Senior
	1		1	P&R Business Systems Supervisor (c)
	1		1	Parks Project Advisor (a)
	5		5	Total Positions

GF/GP	PR	REC	FY 24	PUBLIC INFORMATION & MARKETING (b)
	1		1	Chief Parks and Recreation (e)
	1		1	Parks Project Advisor (a,d)
	1		1	Graphic Designer
	2		2	Parks & Rec Community Liaison (a,d)
	5		5	Technical Office Specialist
	10		10	Total Positions

- (a) PTNE 1,000 hrs/yr. position(s).
- (b) Positions show in Administration on Salaries pages.
- (c) Position reports to Chief P&R Business Operations.
- (d) Position reclassified from Communication & Marketing Assist per Misc. Res. # 22325, effective 10/08/22.
- (e) Position requested to be reclassified from Supervisor Marketing & Communications per FY24 Budget. Recommended.

Prepared by Human Resources Dept.07/01/23

PARK OPERATIONS			
CP	REC FY 24	TOT FY 24	MANAGER PARKS & RECREATION OPERATIONS
3	(2)	1	Gen Fund/Gen Purpose
793	8(5)	796	Proprietary
796	8(7)	797	Total Positions

ADMINISTRATIVE SERVICES			
CP	REC FY 24	TOT FY 24	SUPERVISOR ADMINISRATIVE SERVICES
0	0	0	Gen Fund/Gen Purpose
24	2	26	Proprietary
24	2	26	Total Positions

FACILITIES, OPERATIONS & MAINTENANCE			
CP	REC FY 24	TOT FY 24	CHIEF PARK OPERATIONS
0	0	0	Gen Fund/Gen Purpose
667	5(1)	671	Proprietary
667	5(1)	671	Total Positions

RECREATION PROGRAMS & SERVICES			
CP	REC FY 24	TOT FY 24	CHIEF RECREATION PROGRAMS & SERVICES
3	(2)	1	Gen Fund/Gen Purpose
102	1(4)	99	Proprietary
105	1(6)	100	Total Positions

Prepared by Human Resources Dept.07/01/23

ADMINISTRATIVE SERVICES			
CP	REC FY 24	TOT FY 24	EXECUTIVE OFFICER PARKS & RECREATION DIVISION
0		0	Gen Fund/Gen Purpose
24	2	26	Proprietary
24	2	26	Total Positions

GF/GP	PR	REC	FY 24	PARKS & REC. ADMINISTRATIVE SERVICES (a)
	1		1	Manager Parks & Recreation Operations
	2		2	Chief Parks & Recreation
	1		1	DEI & Community Engange Coordinator (e)
	1		1	Central Employee Records Coordinator
	1		1	P&R Community Liason (f)
	3		3	Office Support Clerk - Senior
	2		2	Student
	3		3	College Intern (b)
	14		14	Total Positions

GF/GP	PR	REC	FY 24	FOOD & BEVERAGE (a)
	1		1	Food & Beverage Coordinator
	1		1	Total Positions

GF/GP	PR	REC	FY 24	ORGANIZATION DEV. & VOLUNTEER SRVCS.
	1		1	P&R Organizational Development Supervisor (a)
	1		1	Organizational Development Project Coord. (h)
	1		1	Office Support Clerk - Senior (a)
	3		3	Total Positions

GF/GP	PR	REC	FY 24	ADMINISTRATIVE SERVICES (a)
	1		1	Associate Planner (g)
	0	1	1	Internal Services Coordinator (j)
	1		1	Technical Office Specialist (i)
	1		1	Office Support Clerk - Senior (b),(d)
	3	1	4	Total Positions

GF/GP	PR	REC	FY 24	IT & INTERNAL SERVICES (a)
	1	1	2	Supervisor GIS CAD (j,k)
	2		2	User Support Specialist II
	0		0	User Support Specialist I (c)
	3	1	4	Total Positions

- (a) Positions show in Administration on salaries pages.
- (b) PTNE 1,000 hrs/yr. position(s).
- (c) One (1) PR FTE position deleted per Misc. Res. # 22325, effective 10/08/22.
- (d) Two (2) PTNE 1000 hrs/yr positions deleted per Misc. Res. # 22325, effective 10/08/22
- (e) One (1) PR FTE position created per Misc. Res. # 22325, effective 10/08/22
- (f) One (1) PR FTE position created per Misc. Res. # 22325, effective 10/08/22.
- (g) Position reclassified from Supervisor of Admin Services per Misc. Res. # 22325, effective 10/08/22.
- (h) One (1) PR FTE position upwardly recalssified from Recreation Program Coord per Misc. Res. # 22392 effective 11/19/22
- (i) One (1) PR FTE position requested to be upwardly reclassified from Procurement Technician per FY24 Budget. Recommended.
- (j) One (1) PR FTE position requested to be created per FY Budget. Recommnded.
- (k) One (1) PR FTEPosition requested to be upwardly reclassified from GIS CAD Technician-Senior per FY24 Budget. Recommended.

Prepared by Human Resources Dept.07/01/23

FACILITIES OPERATIONS & MAINTENANCE			
CP	REC FY 24	TOT FY 24	MANAGER PARKS AND RECREATION OPERATIONS
0	0	0	Gen Fund/Gen Purpose
667	5(1)	671	Proprietary
667	5(1)	671	Total Positions

NORTH DISTRICT			
CP	REC FY 24	TOT FY 24	CHIEF PARKS OPERATIONS & MAINTENANCE
0	0	0	Gen Fund/Gen Purpose
270	2(1)	271	Proprietary
270	2(1)	271	Total Positions

SOUTH DISTRICT			
CP	REC FY 24	TOT FY 24	CHIEF PARKS OPERATIONS & MAINTENANCE
0	0	0	Gen Fund/Gen Purpose
341	2	343	Proprietary
341	2	343	Total Positions

FACILITIES MAINTENANCE & DEVELOPMENT			
CP	REC FY 24	TOT FY 24	CHIEF FACILITIES MAINT. & DEVELOPMENT
0	0	0	Gen Fund/Gen Purpose
56	1	57	Proprietary
56	1	57	Total Positions

Prepared by Human Resources Dept.07/01/23

NORTH DISTRICT			
CP	REC FY 24	TOT FY 24	MANAGER PARKS & RECREATION OPERATIONS
0		0	Gen Fund/Gen Purpose
270	2(1)	271	Proprietary
270	2(1)	271	Total Positions

GF/GP	PR	REC	FY 24	PARK OPERATIONS ADMINISTRATION
	1		1	Chief Park & Recreation (b)
	1		1	Total Positions

GF/GP	PR	REC	FY 24	ADDISON OAKS
	1		1	Parks Supervisor
	1		1	Grounds Maintenance Supervisor
	1		1	Parks Crew Chief
	1		1	Grounds Equipment Mechanic
	1		2	Parks Maintenance Aide (f)
	1		1	Office Support Clerk (a)
	3		3	Recreation Program Specialist (a)
	2		2	General Helper (a)
	39		38	Parks Helper (a,f)
	1		1	Parks & Recreation Program Leader (a)
	6		6	Parks & Recreation Attendant (a)
	57		57	Total Positions

GF/GP	PR	REC	FY 24	INDEPENDENCE OAKS
	1		1	Parks Supervisor
	1		1	Parks Crew Chief
	2		2	General Maintenance Mechanic
	2		2	Grounds Equipment Mechanic
	1		1	Maintenance Laborer (a)
	1		1	Office Support Clerk - Senior
	1		1	Office Support Clerk (a)
	2		2	Recreation Program Specialist (a)
	1		1	Parks Maintenance Aide
	26		26	Parks Helper (a)
	6		6	Parks & Recreation Attendant (a)
	44		44	Total Positions

GF/GP	PR	REC	FY 24	ORION OAKS
	1		1	Maintenance Laborer (a)
	5		5	Parks Helper (a)
	6		6	Total Positions

GF/GP	PR	REC	FY 24	WATERFORD OAKS ACTIVITY CENTER
	1		1	Parks Supervisor
	1		1	Ground Maintenance Supervisor (j)
	1		1	General Equipment Mechanic (a)
	1		1	Groundskeeper II (l)
	1		1	Recreation Program Specialist
	1		1	Office Support Clerk - Senior
	10		10	Parks Helper (a)
	16		16	Total Positions

GF/GP	PR	REC	FY 24	GROVELAND OAKS
	1		1	Parks Supervisor
	1		1	Parks Crew Chief
	1		1	General Equipment Mechanic
	1		1	Office Support Clerk (a)
	1		1	Office Leader
	27		27	Parks Helper (a,h)
	3		3	Parks & Recreation Program Leader (a)
	2		2	Recreation Program Specialist (a,c,g)
	2		2	Food Service Worker (a,c)
	2		2	Parks & Recreation Attendant
	41		41	Total Positions

GF/GP	PR	REC	FY 24	PR OAKLAND COUNTY MARKET
	1		1	Assistant Parks Supervisor
	2		2	Parks Helper (a)
	1		1	Recreation Program Specialist (e)
	4		4	Total Positions

GF/GP	PR	REC	FY 24	WATERFORD OAKS WATER PARK
	1		1	Skilled Maintenance Mechanic II
	1		1	General Maintenance Mechanic (a)
	5		5	Parks Helper (a)
	3		3	Food Service Worker (a,d)
	2		2	Parks & Recreation Attendant (a,d)
	6		6	Recreation Program Specialist (a,d)
	18		18	Total Positions

GF/GP	PR	REC	FY 24	HOLLY OAKS ORV
	1		1	Assistant Park Supervisor
	1		1	Grounds Equipment Mechanic
	3		3	Recreation Program Specialist
	1		1	Parks Maintenance Aide (a)
	9		9	Parks Helper (a)
	15		15	Total Positions

GF/GP	PR	REC	FY 24	SPRINGFIELD OAKS
	1		1	Park Supervisor
	1		1	Maintenance Supervisor I (k)
	1		1	Parks Crew Chief (h)
	1		1	Grounds Equipment Mechanic (a)
	1	1(1)	1	Groundskeeper II (l,m)
	1		1	Office Leader
	1		1	Recreation Program Specialist (a)
	0	1	1	Parks Maintenance Aide (m)
	25		25	Parks Helper (a)
	5		5	Parks & Recreation Attendant
	37	2(1)	38	Total Positions

GF/GP	PR	REC	FY 24	SPRINGFIELD OAKS ACTIVITY CENTER
	1		1	General Maintenance Mechanic (a)
	14		14	Parks Helper (a)
	15		15	Total Positions

GF/GP	PR	REC	FY 24	SPRINGFIELD OAKS CONCESSIONS
	2		2	Recreation Program Specialist (a)
	4		4	Food Service Worker (a)
	2		2	Parks Second Cook (a)
	8		8	Parks Helper (a,g)
	16		16	Total Positions

- (a) PTNE 1,000 hrs/yr. position(s).
- (b) Position show in Administration on salaries pages.
- (c) Positions show in P&R Groveland Oaks Park Concessions on salaries page.
- (d) Positions show in P&R Waterford Oaks Waterpark Concessions on salaries pages.
- (e) Includes one (1) position formerly shown under Waterford Waterpark.
- (f) Includes one (1) PTNE 1,000 hrs/yr. reclassified from Parks Helper per FY23 Budget
- (g) One (1) PTNE 1,000 hrs/yr
- (h) Position reclassified from General Maintenance Mechanic per Misc. Res. #22375, effective 10/8/22.
- (i) Position reclassified from grounds Equipment Mechanic per Misc. Res. #22375, effective 10/8/22.
- (j) Position reclassified from Skilled Maintenance Mechanic II per Job Study effective 12/5/22
- (k) Position reclassified from Grounds Maintenance Supervisor per Job Study effective 11/7/22
- (l) One (1) PR PTNE 1,000 hrs/yr. requested to be deleted per FY24 Budget. Recommended.
- (m) One (1) PR FTE position requested to be created per FY24 Budget. Recommended.

SOUTH DISTRICT			
CP	REC FY 24	TOT FY 24	MANAGER PARKS & RECREATION OPERATIONS
0	0	0	Gen Fund/Gen Purpose
341	2	343	Proprietary
341	2	343	Total Positions

GF/GP	PR	REC	FY 24	PARK OPERATIONS ADMINISTRATION
		1		1 Chief Parks & Recreation (b)
		1		1 Total Positions

GF/GP	PR	REC	FY 24	GLEN OAKS
		1		1 Parks Supervisor
		1		1 Parks Crew Chief
		2		2 General Maintenance Mechanic
		1		1 Grounds Equipment Mechanic
		1		1 Recreation Program Specialist (a)
		1		1 Parks & Recreation Attendant (a)
		50		50 Parks Helper (a)
		57		57 Total Positions

GF/GP	PR	REC	FY 24	LYON OAKS GOLF COURSE
		1		1 Parks Supervisor
		1		1 Grounds Maintenance Supervisor
		1		1 Parks General Maintenance Mechanic
		1		1 Grounds Equip Mechanic (a.i)
		1		1 Groundskeeper II
		1		1 Parks & Recreation Attendant (a)
		58		58 Parks Helper (a)
		64		64 Total Positions

GF/GP	PR	REC	FY 24	LYON OAKS
		1		1 Recreation Program Specialist (a)
		11		11 Parks Helper (a)
		12		12 Total Positions

GF/GP	PR	REC	FY 24	LYON OAKS CONFERENCE CENTER
		2		2 Recreation Program Specialist
		5		5 Parks Second Cook (a)
		14		14 Park Helper (a)
		2		2 Food Service Worker (a)
		23		23 Total Positions

GF/GP	PR	REC	FY 24	CATALPA OAKS
		6		6 Parks Helper (a)
		1		1 Office Support Clerk - Senior
		7		7 Total Positions

GF/GP	PR	REC	FY 24	RED OAKS WATER PARK & NATURE CENTER
		1		1 Parks Supervisor
		1		1 Assistant Parks Supervisor
		1		1 Skilled Maintenance Mechanic II
		1		1 Office Support Clerk - Senior (a)
		1		1 Office Leader
		7		7 Recreation Program Specialist (a,c,e)
		18		18 Parks Helper (a,d)
		6		6 Food Service Worker (a,c)
		37		37 Parks & Recreation Attendant (a,c,h)
		73		73 Total Positions

GF/GP	PR	REC	FY 24	RED OAKS GOLF COURSE
		1		1 Parks Maintenance Coordinator (j)
		1		1 Grounds Equipment Mechanic (a)
		1		1 Groundskeeper II
		1		1 Recreation Program Specialist (a)
		0	1	1 Parks Maintenance Aide (k)
		0	1	1 General Maintenance Mechanic (k)
		25		25 Parks Helper (a)
		29	2	31 Total Positions

GF/GP	PR	REC	FY 24	RED OAKS DOG PARK
		5		5 Park Helper (a)
		5		5 Total Positions

GF/GP	PR	REC	FY 24	WHITE LAKE OAKS
		1		1 Parks Supervisor
		1		1 Parks Crew Chief
		2		2 Grounds Equipment Mechanic
		1		1 Groundskeeper II
		44		44 Parks Helper (a)
		49		49 Total Positions

GF/GP	PR	REC	FY 24	WHITE LAKE OAKS CONFERENCE CENTER
		3		3 Recreation Program Specialist (a)
		5		5 Parks Second Cook (a,g)
		11		11 Parks Helper (a)
		2		2 Food Service Worker (a)
		21		21 Total Positions

- (a) PTNE 1,000 hrs/yr. position(s).
- (b) Position show in Administration on salaries pages.
- (c) Positions show in Parks & Rec Red Oaks Waterpark Concessions on salaries pages.
- (d) Four (4) positions show under Parks & Rec Red Oaks Park and seven (7) positions show under Parks & Rec Red Oaks Waterpark on salaries pages.
- (e) Two (2) position under Parks & Rec Red Oaks Water Park Concessions and one (1) position show under Parks & Rec Red Oaks Waterpark on salaries pages.
- (f) Includes ten (10) PTNE 500 hrs/yr. positions.
- (g) Includes seven (7) PTNE 500 hrs/yr. positions.
- (h) Includes thirty (30) PTNE 500 hrs/yr. positions.
- (i) Position reclassified from PTNE General Maint Mech per Misc. Res. # 22375, effective 10/8/22.
- (j) One (1) PR FTE Position requested to be downwardly reclassified from Maintenance Supervisor I per FY24 Budget, effective 7/1/23. Recommended.
- (k) One (1) position requested to be created per FY24 Budget. Recommended.

RECREATION PROGRAMS & SERVICES			
CP	REC FY 24	TOT FY 24	CHIEF RECREATION PROGRAMS & SERVICES
3	(2)	1	Gen Fund/Gen Purpose
102	1(4)	99	Proprietary
105	1(6)	100	Total Positions

GF/GP	PR	REC	FY 24	RECREATION ADMINISTRATION
	1		1	Chief Parks & Recreation (d)
	4		4	Recreation Program Supervisor
	1		1	Parks Project Advisor (b)
	1		1	Parks Naturalist(j)
	5		5	Recreation Program Specialists (g)
	1	1	2	Recreation Program Coordinator (h, l)
	1		1	Parks Maintenance Aide
	1		1	Office Support Clerk - Senior
3	6	(6)	3	Bus Driver (b,i,k,m,n)
	60		60	Parks & Recreation Program Leader (b,f)
	7		7	Parks Helper (a,e)
3	88	1(6)	86	Total Positions

GF/GP	PR	REC	FY 24	BICYCLE MOTOCROSS PROGRAM (c)
	2		2	Parks Helper (b)
	2		2	Total Positions

GF/GP	PR	REC	FY 24	NATURE PROGRAM
	1		1	Recreation Program Supervisor
	3		3	Parks Naturalist (a)
	8		8	Parks & Recreation Program Leader (b)
	12	0	12	Total Positions

- (a) Includes one (1) PTNE 1,000 hrs/yr. position.
- (b) PTNE 1,000 hrs/yr. position(s).
- (c) Positions show in Bicycle Motocross Program on salaries pages.
- (d) Position show in Administration on salaries pages.
- (e) Includes six (6) PTNE 500 hrs/yr. positions.
- (f) Includes fifty-one (51) PTNE 500 hrs/yr. positions.
- (g) Includes five (5) PTNE 500 hrs/yr. positions.
- (h) One (1) PR FTE created per Misc. Res. # 22325, effective 10/08/22.
- (i) Includes three (3) PTNE positions reclassified from 1,000 hrs/yr to 500 hrs/yr. per Misc. Res. # 22325, effective 10/08/22.
- (j) Position reclassified from Education Resource Specilaist to Parks Naturalist per Misc. Res. # 22325, effective 10/08/22.
- (k) Two (2) GFGP PTNE 1,000 hrs./yr. positions requested to be deleted per FY24 Budget. Recommended.
- (l) One (1) PR FTE position requested to be created per FY24 Budget. Recommended.
- (m) One (1) PR PTNE 1,000 hrs./yr position requseted to be deleted per FY24 Budget. Recommended.
- (n) Three (3) PR PTNE 500 hrs./yr. postions requested to be deleted per FY24 Budget. Recommended.

Prepared by Human Resources Dept.07/01/23

PARKS FACILITIES MAINTENANCE & DEVELOPMENT			
CP	REC FY 24	TOT FY 24	MANAGER PARKS & RECREATION OPERATIONS
0		0	Gen Fund/Gen Purpose
56	1	57	Proprietary
56	1	57	Total Positions

GF/GP	PR	REC	FY 24	PARKS OPERATIONS ADMINISTRATION
	1		1	Supervisor-Parks Engineering & Developmt (b,c,i)
			1	Parks Project Advisor (a)
	1		1	GIS CAD Technician
	1		1	Office Support Clerk - Senior
	4		4	Total Positions

GF/GP	PR	REC	FY 24	C.I.P/ PROJECT MGMT. (d)
	2		2	Project Manager Engineer
	1		1	Construction Inspector II (a)
	1		1	Construction Inspector III (h)
	4	0	4	Total Positions

GF/GP	PR	REC	FY 24	NATURAL RESOURCES MANAGEMENT
	1		1	Natural Resources Project Coordinator
	4		4	Natural Resources Program Coordinaoar (k,l)
	1		1	Groundskeeper II
	1		1	NR & Environmental Sustainability Outreach Coord. (g,j)
	9	1	10	Parks Maintenance Aide (d,n)
	4		4	Parks Helper (a)
	20		21	Total Positions

GF/GP	PR	REC	FY 24	BUILDING MGMT./ PREVENT MAINT.
	1		1	Maintenance Supervisor II
	1		1	Maintenance Supervisor I
	3		3	Skilled Maintenance Mechanic III (b)
	4		4	Skilled Maintenance Mechanic II (e,f,i)
	1		1	Skilled Maintenance Mechanic -Carpenter
	1		1	Skilled Maintenance Mechanic -Electrician
	4		4	Groundskeeper II (a)
	10		10	Parks Maintenance Aide (d)
	25		25	Total Positions

GF/GP	PR	REC	FY 24	EQUIPMENT MANAGEMENT
	1		1	Automobile Mechanic II
	2		2	Parks General Maintenance Mechanic
	3		3	Total Positions

- (a) PTNE 1,000 hrs/yr. position(s)
- (b) Position show in Administration on salaries pages.
- (c) Reports to the Executive Officer Parks & Recreation.
- (d) Includes two (2) FTE and four (4) PTNE 1,000 hrs/yr. Parks Maintenance Aide positions.
- (e) Includes one (1) FTE position and one (1) PTNE 1,000 hrs/yr. positions.
- (f) Two (2) FTE positions added per FY23 Budget.
- (g) One (1) PR FTE position created per Misc. Res. # 22325, effective 10/08/22.
- (h) One (1) PR FTE position created per Misc. Res. # 22325, effective 10/08/22.
- (i) Position reclassified from Chief of Parks & Recreastoin per Misc. Res. # 22325, effective 10/08/22.
- (j) Position retitled from Education & Outreach Coordinator per Misc. Res. #22392 effective 11/19/22.
- (k) Two (2) Position reclassified from Parks Crew Chief per LOA on 10/22/22
- (l) One (1) FTE postion reclassified from Skilled Maint Mech II to NR Prog Coord per HLM 2/8/23
- (m) Position reclassified from Architectural Engineer per Administrative Audit effective 1/21/23
- (n) One (1) PR FTE position requested to be created per FY24 Budget.Recommended.

Prepared by Human Resources Dept.07/01/23

WATER RESOURCES COMMISSIONER (a,b)			
CP	REC FY 24	TOT FY 24	WATER RESOURCES COMMISSIONER
24		24	Gen Fund/Gen Purpose
87		87	Special Revenue
316	14	330	Proprietary
427	14	441	Total Positions

ADMINISTRATION			
CP	REC FY 24	TOT FY 24	WATER RESOURCES COMMISSIONER
9		9	Gen Fund/Gen Purpose
8		8	Special Revenue
97	6	103	Proprietary
114	6	120	Total Positions

WATER SYSTEMS & WASTEWATER SYSTEMS			
CP	REC FY 24	TOT FY 24	MANAGER WRC
6		6	Gen Fund/Gen Purpose
18		18	Special Revenue
112	3	115	Proprietary
136	3	139	Total Positions

SEWER SYSTEMS / PUMP SYSTEMS & CONSTRUCTION MGMT			
CP	REC FY 24	TOT FY 24	MANAGER WRC
9		9	Gen Fund/Gen Purpose
27		27	Special Revenue
101	5	106	Proprietary
137	5	142	Total Positions

WR CLINTON RIVER WATER RESOURCE RECOVERY FACILITY			
CP	REC FY 24	TOT FY 24	MANAGER WRC
0		0	Gen Fund/Gen Purpose
34		34	Special Revenue
6		6	Proprietary
40		40	Total Positions

- (a) All positions show in Administration Division on salaries pages.
- (b) SR positions are typically paid from assessments to Drainage Districts, and are not grant funded.

ADMINISTRATION (a)			
CP	REC FY 24	TOT FY 24	WATER RESOURCES COMMISSIONER
9		9	Gen Fund/Gen Purpose
8		8	Special Revenue
97	6	103	Proprietary
114	6	120	Total Positions

GF/GP	SR	PR	REC	FY 24	ADMINISTRATION
1				1	Water Resources Commissioner
1				1	Chief Deputy Water Resources Commissioner
		1		1	Chief Manager WRC
		1		1	WRC Manager & Chief Legal Officer
	1			1	Chief WRC Administrative Services
		0	1	1	WRC Marketing & Communications Officer (c)
1		1		2	Manager WRC
		1		1	WRC Personnel Services Supervisor
1				1	Supervisor Marketing & Communications
		0	1	1	WRC Community Engagement Representative (c)
	1			1	Special Projects Manager WRC
	0	0		3	Drainage District Legal Counsel (e)
	1	2		0	WRC Attorney (e)
		3	3	6	Project Advisor (b,d)
		1		1	WRC Quality & Safety Coordinator
		1		1	WRC Digital Marketing & Comm. Coord
		0	1	1	Engineering Systems Coordinator Senior (c)
		1		1	Communications & Marketing Assistant
1		1		2	Staff Assistant - WRC
		1		1	WRC Community Liaison
1				1	Admin Assistant to Elected Officials
1		1		2	Central Employee Records Coordinator
		1		1	Technical Office Specialist
7	3	16	6	32	Total Positions

GF/GP	SR	PR	REC	FY 24	BUSINESS INFO. SYSTEM
		1		1	WRC Business Systems Manager
		1		1	WRC Business Systems Analyst
		1		1	WRC User Support Leader
	2	3		6	User Support Specialist II (f)
		2		1	Engineering Systems Coordinator (f)
	2	8		10	Total Positions

GF/GP	SR	PR	REC	FY 24	BILLING SERVICES
		1		1	WRC Billing Supervisor II
		2		2	WRC Billing Supervisor I
		1		1	WRC Assistant Billing Supervisor
		5		6	WRC Billing Coordinator (g)
1		9		9	Financial Services Tech. II (g)
		1		1	Maintenance Mechanic I
		1		1	Office Support Clerk
1		20		21	Total Positions

GF/GP	SR	PR	REC	FY 24	MAPPING SERVICES
		1		1	Supervisor Technical Projects
		2		2	Supervisor GIS/CAD
1		2		3	GIS/CAD Technician - Senior
		2		2	GIS/CAD Technician
1		7		8	Total Positions

GF/GP	SR	PR	REC	FY 24	FINANCIAL SERVICES
	1	1		2	Supervisor WRC Financial Services
		1		1	User Support Specialist II
		0		1	Financial Services Technician III (j)
		0		1	Engineering Systems Coordinator Senior (h)
		0		1	WRC Procurement Compliance Analyst (i)
		1		1	Technical Office Specialist (i)
		1		1	Engineering Technician (h)
		1		1	GIS/CAD Technician (i)
	1	5		6	Total Positions

GF/GP	SR	PR	REC	FY 24	SEASONAL POOL
		1		1	Water Res. Recovery Crew Leader
		2		2	Maintenance Mechanic I
		25		25	Laborer (l)
		5		5	Summer Business Assistant (m)
		1		1	Summer Business Clerk (l)
		2		2	Maintenance Laborer - WRC
		36		36	Total Positions

GF/GP	SR	PR	REC	FY 24	ASSET MGMT. GROUP
		1		1	Chief WRC Asset Management
		1		1	Chief Engineer WRC
	1			1	Assistant Chief Engineer
		2		2	Environmental Planner - Senior
		1		1	Engineering Systems Coordinator
	0			1	GIS CAD Technician Senior (k)
	1			0	Engineer Technician (k)
	2	5		7	Total Positions

- (a) All positions show in Administration Division on salaries pages.
- (b) Includes three(3) PR PTNE 1,000 hrs./yr. positions.
- (c) One (1) PR FTE Position requested to be created per FY24 Budget. Recommended.
- (d) Three (3) PR PTNE position requested to be created per FY24 Budget. Recommended.
- (e) Three (3) position requested to be reclassified from WRC Attorney per FY24 Budget. Recommended.
- (f) One (1) PR FTE position requested to be upwardly reclassified from Engineering Systems Coordinator per FY24 Budget. Recommended.
- (g) One (1) PT FTE position requested to be upwardly reclassified from Financial Services Technician II per FY24 Budget. Recommended.
- (h) One (1) PR FTE position requested to be upwardly reclassified from Engineering Technician per FY24 Budget. Recommended.
- (i) One (1)PR FTE position requested to be upwardly reclassified from GIS CAD Technician per FY24 Budget. Recommended.
- (j) One (1)PR FTE position requested to be upwardly reclassified from Technical Office Specialist per FY24 Budget. Recommended.
- (k) One (1) SR FTE position requested to be upwardly reclassified from Engineering Technician per FY24 Budget. Recommended.
- (l) PNTE 1,000 hrs./yr position
- (m) Includes one (1) PR PTNE 520 hrs./year position.

WATER SYSTEMS / WASTEWATER SYSTEMS (a)			
CP	REC FY 24	TOT FY 24	MANAGER WRC
6		6	Gen Fund/Gen Purpose
18		18	Special Revenue
112	3	115	Proprietary
136	3	139	Total Positions

GF/GP	SR	PR	REC	FY 24	WATER SYSTEMS
		1		1	Chief Engineer WRC
	1	1	1	2	Civil Engineer III (c,d)
		0		1	Technical Operations Lead (d)
		1		1	Water Maintenance Supervisor II
		1		1	Environmental Planner - Senior
		1		1	Environmental Planner
		4		4	Water Maintenance Supervisor I
		1		1	Skilled Maintenance Mechanic- Plumber
		1		1	Skilled Maintenance Mechanic- Electrician
		1		1	User Support Specialist II
		0		1	Engineering Systems Coordinator Senior (e)
		1		1	Engineering Systems Coordinator
		3		2	Engineering Technician (e)
		3		3	WRC Crew Leader Water & Sewer
		20		20	Maintenance Mechanic II
		5		5	Maintenance Mechanic I
		1		1	Meter Mechanic
		1		1	WRC Operations Clerk
		5		5	Maintenance Laborer - WRC
		1		1	Office Support Clerk - Senior
	1	52	1	54	Total Positions

GF/GP	SR	PR	REC	FY 24	WLN WASTEWATER TREATMENT PLANT
		1		1	Civil Engineer III
		1		1	Water Resource Recovery Supervisor II
		1		1	Water Resource Recovery Supervisor I
		1		1	Lead Chemist
		2		2	Water Resource Recovery Operator II
		2		2	Chemist
		8		8	Total Positions

GF/GP	SR	PR	REC	FY 24	ROW SERVICES
	1			1	Supervisor Right of Way
	1	1		2	Right of Way Agent
	1			1	Engineering Systems Coordinator
		1		1	WRC Easement Coordinator
	3	2		5	Total Positions

GF/GP	SR	PR	REC	FY 24	ENVIRONMENTAL SERVICES
		1		1	Assistant Chief Engineer
		0	1	1	Civil Engineer III (c)
0		0	1	2	Environmental Planner Senior (c,f)
2	1			2	Environmental Planner (f)
1				1	Engineering Intern (b)
3	1	1	2	7	Total Positions

GF/GP	SR	PR	REC	FY 24	CROSS CONNECTION / IPP SERVICES
		1		1	Suprv. Cross Connection & Pretreatment
	1			1	Construction Inspector II
		1		1	Engineering Systems Coordinator
		2		2	Engineering Technician
		1		1	User Support Specialist II
		1		1	Engineering Aide
		5		5	Maintenance Mechanic II
		1		1	Skilled Maintenance Mechanic - Plumber
		2		2	WRC Operations Clerk
	1	14		15	Total Positions

GF/GP	SR	PR	REC	FY 24	GWK RETENTION BASIN
		1		1	Supervisor WRC Retention Basins
		2		2	Pump Maintenance Supervisor I
		1		1	Water Resource Recovery Supervisor I
	1	2		3	WRC Crew Leader Pump Maintenance
		1		1	Engineering Systems Coordinator
	3	9		12	Pump Maintenance Mechanic II
	4	16		20	Total Positions

GF/GP	SR	PR	REC	FY 24	PLAN REVIEW & PERMIT SERVICES
	1			1	Civil Engineer III
1				1	Civil Engineer II
		1		1	Supervisor Soil Erosion
		1		2	Engineering Systems Coordinator - Senior (g)
		1		0	Engineering Systems Coordinator (g)
	1			1	Construction Inspector III
		1		1	Financial Services Tech II
	1			1	Technical Office Specialist
		2		2	Engineering Technician
	4			4	Construction Inspector II
2	1	3		6	WRC Operations Clerk
3	8	9		20	Total Positions

GF/GP	SR	PR	REC	FY 24	COM WASTEWATER TREATMENT PLANT
		1		1	Water Resource Recovery Supervisor II
		1		1	Water Resource Recovery Supervisor I
		1		1	Water Resource Recovery Crew Leader
		1		1	Engineering Systems Coordinator
		1		1	Engineering Technician
		4		4	Water Resource Recovery Operator II
		1		1	Water Resource Recovery Operator I
		10		10	Total Positions

(a) All positions show in Administration Division on salaries page.

(b) PTNE 1000 hrs/yr. position.

(c) One (1) PR FTE position requested to be created per FY24 Budget. Recommended.

(d) One (1) SR FTE position requested to be reclassified from Civil Engineer III per FY24 Budget. Recommended.

(e) One (1) PR FTE position requested to be upwardly reclassified from Engineering Technician per FY24 Budget. Recommended.

(f) One (1) GFGP FE position requested to be upwardly reclassified from Environmental Planner per FY24 Budget. Recommended.

(g) One (1) PR FTE position requested to be upwardly reclassified from Engineering Systems Coordinator per FY24 Budget. Recommended.

(h) One (1) PR FTE position requested to be upwardly reclassified from Engineering Systems Coordinator per FY24 Budget. Recommended.

Prepared by Human Resources Dept. 07/01/23

SEWER SYSTEMS / PUMP SYSTEMS & CONSTRUCTION MANAGEMENT (a)			
CP	REC FY 24	TOT FY 24	MANAGER WRC
9		9	Gen Fund/Gen Purpose
27		27	Special Revenue
101	5	106	Proprietary
137	5	142	Total Positions

GF/GP	SR	PR	REC	FY 24	SEWER SYSTEMS
			1	1	Chief Engineer WRC
2			1	3	Civil Engineer III
	1			1	Sewer Maintenance Supervisor II
			3	3	Sewer Maintenance Supervisor I
			0	1	Environmental Planner (g)
			1	0	Engineering Systems Coordinator (g)
			1	1	Construction Inspector III
			1	1	Engineering Technician
			1	1	Automobile Mechanic II
			4	4	WRC Crew Leader Water & Sewer
			1	1	Technical Office Specialist
	3		2	5	Maintenance Mechanic II
	1		9	10	Maintenance Mechanic I
	1		4	5	Maintenance Laborer WRC
	1			1	General Helper (b)
2	7		29	38	Total Positions

GF/GP	SR	PR	REC	FY 24	PUMP SYSTEMS ADMIN.
1				1	Assistant Chief Engineer
			1	1	Civil Engineer III
			1	1	Pump Maintenance Supervisor II
			1	1	Engineering Systems Coordinator
			1	1	Pump Maintenance Mechanic II
			2	2	Engineering Technician
			1	1	Technical Office Specialist
			1	1	Engineering Aide
			1	1	College Intern
1			9	10	Total Positions

GF/GP	SR	PR	REC	FY 24	PUMP SYSTEMS WATER
			1	1	Pump Maintenance Supervisor I
			2	2	WRC Crew Leader Pump Maintenance
			6	6	Pump Maintenance Mechanic II
			9	9	Total Positions

GF/GP	SR	PR	REC	FY 24	PUMP SYSTEMS SEWER
			1	1	Pump Maintenance Supervisor I
			1	1	WRC Crew Leader Pump Maintenance
			5	5	Pump Maintenance Mechanic II
			7	7	Total Positions

GF/GP	SR	PR	REC	FY 24	PUMP SYSTEMS GRINDER PUMP
			1	1	Pump Maintenance Supervisor I
			1	1	Skilled Maintenance Mechanic - Electrician
			1	1	Skilled Maintenance Mechanic - Plumber
			2	2	Pump Maintenance Mechanic II
			5	5	Total Positions

GF/GP	SR	PR	REC	FY 24	CONSTRUCTION & DRAIN MAINT.
			1	1	Chief Engineer WRC
1				1	Supv. Const. Support & Drain Maint.
	1		1	3	Sewer Maintenance Supervisor I (c)
			2	2	Construction Inspector IV
			1	1	Engineering Systems Coordinator
			1	1	Survey Party Supervisor
1	5		1	7	Construction Inspector III
			1	1	Engineering Technician
			1	1	Staff Assistant WRC
			1	1	WRC Crew Leader Water & Sewer
			2	3	Construction Inspector II
			2	1	Lake Level Technician
			2	2	Maintenance Mechanic II
				2	Maintenance Mechanic I
1			2	1	WRC Operations Clerk
			2	2	Maintenance Laborer WRC
1				1	Office Support Clerk (b)
			1	1	General Helper (b)
4	16		15	1	36 Total Positions

GF/GP	SR	PR	REC	FY 24	SYSTEMS CONTROL
			1	1	SCADA Systems Engineer (d)
			0	2	WRC SCADA Support Specialist (e)
			1	1	Systems Control Supervisor II
			2	2	Systems Control Supervisor I
			1	1	User Support Specialist II
			2	2	Electrical Systems Coordinator
	1		3	4	Skilled Maintenance Mechanic - Electrician
			1	1	Engineering Systems Coordinator
			1	1	Electronics Technician III
1	1		2	4	Electronics Technician II
			1	1	WRC Operations Clerk
			1	1	Maintenance Laborer WRC
			1	1	Office Support Clerk
1	3		17	2	23 Total Positions

GF/GP	SR	PR	REC	FY 24	PROJECT MANAGEMENT SERVICES
			1	1	Special Projects Manager WRC
1			1	2	Chief Engineer WRC
			1	1	Assistant Chief Engineer
	1		6	9	Civil Engineer III (c,f)
			1	0	Civil Engineer II (f)
			0	1	Staff Assistane WRC (c)
1	1		10	2	14 Total Positions

- (a) All positions show in Administration Division on salaries pages.
- (b) PTNE 1,000 hrs/yr. position(s).
- (c) One (1) PR FTE position requested to be created per FY24 Budget. Recommended.
- (d) Position moved from CRWWR 2/26/22
- (e) Two (2) PR FTE positions requested to be created per FY24 Budget. Recommended.
- (f) One (1) PR FTE position requested to be upwardly reclassified from Civil Engineer II, per FY24 Budget. Recommended.
- (g) One (1) PR FTE position requested to be upwardly reclassified from Engineering Systems Coordinator per FY24 Budget. Recommended.

WR CLINTON RIVER WATER RESOURCE RECOVERY FACILITY			
CP	REC FY 24	TOT FY 24	MANAGER WRC
0		0	Gen Fund/Gen Purpose
34		34	Special Revenue
6		6	Proprietary
40		40	Total Positions

GF/GP	SR	PR	REC	FY 24	WR CLINTON RIVER WATER RESOURCE RECOVERY FACILITY
		1		1	Chief Engineer WRC
	1			1	Chief WRC Water Resource Recovery
		1		1	Assistant Chief WRC Water Resource Recovery
	1	1		2	Civil Engineer III
	1			1	Pump Maintenance Supervisor II
	1			1	Water Resources Recovery Operations Manager - CRWRRF
	1			1	WRC Industrial Pretreatment Supervisor
	3	1		4	Water Resource Recovery Supervisor I - CRWWRF
	2			2	Skilled Maintenance Mechanic - Plumber
	0			1	Skilled Maintenance Mechanic - Carpenter (a)
	1			1	Skilled Maintenance Mechanic - Electrician
		1		1	Cross Connect & Pretreatment Coordinator
	1			1	Engineering Systems Coordinator
	1			1	Lead Chemist
	1			1	Electronics Technician III
	4			4	Water Resource Recovery Crew Leader - CRWWRF
		1		1	Boiler Mechanic WRC
	5			4	Pump Maintenance Mechanic II (a)
	2			2	Chemist
	8			8	Water Resource Recovery Operator II - CRWWRF
	1			1	Technical Office Specialist
	34	6		40	Total Positions

(a) One (1) SR FTE position requested to be reclassified from Pump Maintenance Mechanic II per FY24 Budget. Recommended.

COUNTY EXECUTIVE DEPARTMENTS			
CP	REC FY 24	TOT FY 24	COUNTY EXECUTIVE
1096	7(14)	1092	Gen Fund/Gen Purpose
162	1	163	Special Revenue
462	5(5)	465	Proprietary
1720	13(20)	1720	Total Positions

COUNTY EXECUTIVE ADMINISTRATION			
CP	REC FY 24	TOT FY 24	COUNTY EXECUTIVE
34	2(2)	40	Gen Fund/Gen Purpose
19		19	Special Revenue
14	1	16	Proprietary
67	3(2)	75	Total Positions

MANAGEMENT & BUDGET DEPARTMENT			
CP	REC FY 24	TOT FY 24	DIRECTOR - MANAGEMENT & BUDGET
175	(3)	172	Gen Fund/Gen Purpose
2		2	Special Revenue
7		7	Proprietary
184	(3)	181	Total Positions

FACILITIES MANAGEMENT DEPARTMENT			
CP	REC FY 24	TOT FY 24	DIRECTOR - FACILITIES MANAGEMENT
28	1(2)	27	Gen Fund/Gen Purpose
0		0	Special Revenue
179		179	Proprietary
207	1(2)	206	Total Positions

HUMAN RESOURCES DEPARTMENT (a)			
CP	REC FY 24	TOT FY 24	DIRECTOR - HUMAN RESOURCES
53	3(6)	48	Gen Fund/Gen Purpose
0		0	Special Revenue
25	(4)	22	Proprietary
78	3(10)	70	Total Positions

HEALTH & HUMAN SERVICES DEPARTMENT			
CP	REC FY 24	TOT FY 24	DIRECTOR - HEALTH & HUMAN SERVICES
358		358	Gen Fund/Gen Purpose
100		100	Special Revenue
0		0	Proprietary
458		458	Total Positions

PUBLIC SERVICES DEPARTMENT			
CP	REC FY 24	TOT FY 24	DIRECTOR - PUBLIC SERVICES
360		360	Gen Fund/Gen Purpose
18		18	Special Revenue
0		0	Proprietary
378		378	Total Positions

INFORMATION TECHNOLOGY DEPARTMENT (b)			
CP	REC FY 24	TOT FY 24	CHIEF INFORMATION OFFICER
0		0	Gen Fund/Gen Purpose
0		0	Special Revenue
174	1(1)	175	Proprietary
174	1(1)	175	Total Positions

ECONOMIC DEVELOPMENT (b)			
CP	REC FY 24	TOT FY 24	DIRECTOR - ECONOMIC DEVELOPMENT
60	(1)	58	Gen Fund/Gen Purpose
16		16	Special Revenue
33	3	36	Proprietary
109	3(1)	110	Total Positions

PUBLIC COMMUNICATIONS			
CP	REC FY 24	TOT FY 24	DIRECTOR OFFICE OF PUBLIC COMMUNICATIONS
18	1	19	Gen Fund/Gen Purpose
4		4	Special Revenue
1		1	Proprietary
23	1	24	Total Positions


EMERGENCY MANAGEMENT & HOMELAND SECURITY			
CP	REC FY 24	TOT FY 24	DIRECTOR - EMERGENCY MGMT & HOMELAND SEC
10		10	Gen Fund/Gen Purpose
3	1	4	Special Revenue
29		29	Proprietary
42	1	43	Total Positions

- (a) One (1) position requested to be transferred to County Executive Admin, and one (1) position requested to be changed from GF/GP to PR, per FY24 Budget. Recommended.
- (b) One (1) position requested to be transferred from Economic Development to Information Technology, and funding changed from GF/GP to PR, per FY24 Budget. Recommended.

COUNTY EXECUTIVE ADMINISTRATION			
CP	REC FY 24	TOT FY 24	COUNTY EXECUTIVE
34	(2) 2	40	Gen Fund/Gen Purpose
19		19	Special Revenue
14	1	16	Proprietary
67	(2) 3	75	Total Positions

COUNTY EXECUTIVE SUPPORT				
GF/GP	SR	REC	FY 24	COUNTY EXECUTIVE SUPPORT
1			1	Environmental Sustainability Officer
1			1	County Executive Assistant
1			1	Graphic Designer
1			1	Central Employee Records Coord.
3		1	3	Executive Secretary (b,c)
1			1	Student
8		1	8	Total Positions

COUNTY EXECUTIVE'S OFFICE				
GF/GP	SR	REC	FY 24	COUNTY EXECUTIVE
1			1	County Executive
3			3	Deputy County Executive II
2			2	Deputy County Executive I
0		1	1	Chief Financial Officer
1			1	Accountant IV
7		1	8	Total Positions



(a) Public Defender's Office Division created, per Misc. Res. #22362, effective 10/22/22.

(b) One (1) PTNE 1,000 hrs/yr. position requested to be created, per FY24 Budget. Recommended.

(c) One (1) FTE position requested to be transferred to the Diversity, Equity & Inclusion Division, per FY24 Budget. Recommended.

COMPLIANCE OFFICE				
CP	REC FY 24	TOT FY 24	COMPLIANCE OFFICER	
1		1	Gen Fund/Gen Purpose	
0		0	Special Revenue	
1		1	Proprietary	
2		2	Total Positions	

GF/GP	SR	REC	FY 24	ADMINISTRATION
1			1	Compliance Officer
1			1	Total Positions

GF/GP	PR	REC	FY 24	AUDITING
0	1		1	Auditor II (a)
0	1		1	Total Positions

(a) Includes one (1) PR PTNE 1,000 hrs/yr. position.

CORPORATION COUNSEL			
CP	REC FY 24	TOT FY 24	CORPORATION COUNSEL
21	(2)	19	Gen Fund/Gen Purpose
3	1	4	Proprietary
24	(2) 1	23	Total Positions

GF/GP	PR	REC	FY 24	CORPORATION COUNSEL
1			1	Corporation Counsel
1			1	Deputy Corporation Counsel
	1		1	Corporation Counsel Litigator
1			1	Transactional Attorney - Corporation Counsel
11	2	(1)	12	Assistant Corporation Counsel - Senior (a,e)
1			1	Supervisor Administrative Services
		1	1	Paralegal Senior (f)
2			2	Paralegal
1			1	User Support Specialist I (c)
1			1	Financial Services Technician II (d)
1			1	Legal Secretary
1		(1)	0	Law Clerk Intern (b)
21	3	(2) 1	23	Total Positions

- (a) Includes one (1) GF/GP PTNE 1,000 hrs/yr. position.
- (b) PTNE 450 hrs/yr. position.
- (c) One (1) position deleted on 01/01/23, per FY23 Budget.
- (d) One (1) position upwardly reclassified from Legal Secretary, per H.R. Dept. Audit, effective 1/28/23.
- (e) One (1) GF/GP PTNE 1,000 hours/yr. position requested to be deleted, per FY24 Budget. Recommended.
- (f) One (1) PR FTE position requested to be created, per FY24 Budget. Recommended.

Prepared by Human Resources Dept. 07/01/23

RISK MANAGEMENT			
CP	REC FY 24	TOT FY 24	RISK MANAGER
0		0	Gen Fund/Gen Purpose
10		10	Proprietary
10		10	Total Positions

GF/GP	PR	REC	FY 24	RISK MANAGEMENT
	1		1	Risk Manager
	1		1	Insurance Risk Administrator
	1		1	Driver Training Safety Specialist (b)
	1		1	Policy & Compliance Specialist (b)
	0		0	Safety and Risk Specialist (a)
	4		4	Field Claims Investigator (c)
	1		1	Risk Management Claims Analyst
	1		1	Claims Specialist (d)
	0		0	Technical Office Specialist (a)
	10		10	Total Positions

- (a) One (1) Fringe Benefit Funded position deleted, per BOC Item #23-2797, effective 5/20/23.
- (b) Position created, per BOC Item #23-2797, effective 5/20/23.
- (c) Two (2) PTNE 500 hrs/yr positions created, per BOC Item #23-2797, effective 5/20/23.
- (d) Position upwardly reclassified from Technical Office Specialist, per BOC Item #23-2797, effective 5/20/23.

Prepared by Human Resources Dept. 07/01/23

INDIGENT DEFENSE SERVICES OFFICE (a)			
CP	REC FY 24	TOT FY 24	INDIGENT DEFENSE SERVICES OFFICE
1		1	Gen Fund/Gen Purpose
9		9	Special Revenue
10		10	Total Positions

GF/GP	SR	REC	FY 24	ADMINISTRATION
	1		1	Chief Attorney - Indigent Defense
	1		1	Total Positions

GF/GP	SR	REC	FY 24	INDIGENT DEFENSE SERVICES OFFICE
	1		1	Indigent Defense Administrative Supervisor
	1		1	Financial Services Technician III (b)
1			1	Indigent Defense Appointment Coordinator (d)
	6		6	Indigent Defense Specialist (c)
1	8		9	Total Positions

- (a) SR positions funded by the Michigan Indigent Defense Commission (MIDC).
- (b) Position upwardly reclassified from Financial Services Technician II, per Misc. Res. #22362, effective 10/22/22.
- (c) Positions upwardly reclassified from Indigent Defense Clerk, per Misc. Res. #22362, effective 10/22/22.
- (d) Position upwardly reclassified from Indigent Defense Appointment Specialist, per Misc. Res. #22392, effective 11/19/22.

Prepared by Human Resources Dept. 07/01/23

DIVERSITY, EQUITY & INCLUSION			
CP	REC FY 24	TOT FY 24	CHIEF DIVERSITY, EQUITY & INCLUSION OFFICER
2		3	Gen Fund/Gen Purpose
0		1	Proprietary
2		4	Total Positions

GF/GP	PR	REC FY 24	FY 24	ADMINISTRATION
1			1	Chief Diversity, Equity & Inclusion Officer
1			1	Diversity, Equity & Inclusion Coordinator
			1	Human Resources Analyst - Senior (a)
			1	Executive Secretary (b)
2			4	Total Positions

- (a) One (1) PR position requested to be transferred from Human Resources, Training & Development, per FY24 Budget. Recommended.
(b) One (1) GF/GP position requested to be transferred from County Executive Support, per FY24 Budget. Recommended.

PUBLIC DEFENDER'S OFFICE (a,b)			
CP	REC FY 24	TOT FY 24	CHIEF PUBLIC DEFENDER
0		0	Gen Fund/Gen Purpose
10		10	Special Revenue
10		10	Total Positions

GF/GP	SR	REC	FY 24	ADMINISTRATION
	1		1	Chief Public Defender
	1		1	Total Positions

GF/GP	SR	REC	FY 24	PUBLIC DEFENDER SERVICES
	1		1	Deputy Chief Public Defender
	2		2	Principal Attorney Public Defender
	2		2	Assistant Public Defender Senior
	1		1	Assistant Public Defender
	1		1	Public Defender Investigator
	1		1	Paralegal
	1		1	Legal Secretary
	9		9	Total Positions

- (a) Division and positions created, per Misc. Res. #22362, effective 10/22/22.
(b) SR positions funded by the Michigan Indigent Defense Commission (MIDC).

MANAGEMENT & BUDGET DEPARTMENT			
CP	REC FY 24	TOT FY 24	DIRECTOR MANAGEMENT & BUDGET
175	(3)	172	Gen Fund/Gen Purpose
2		2	Special Revenue
7		7	Proprietary
184	(3)	181	Total Positions

MANAGEMENT & BUDGET ADMINISTRATION			
CP	REC FY 24	TOT FY 24	DIRECTOR MANAGEMENT & BUDGET
1		1	Gen Fund/Gen Purpose
0		0	Special Revenue
1		1	Total Positions

FISCAL SERVICES DIVISION (a)			
CP	REC FY 24	TOT FY 24	FISCAL SERVICES OFFICER
79	(2)	77	Gen Fund/Gen Purpose
2		2	Special Revenue
7		7	Proprietary
88	(2)	86	Total Positions

EQUALIZATION			
CP	REC FY 24	TOT FY 24	EQUALIZATION OFFICER
84	(1)	83	Gen Fund/Gen Purpose
0		0	Special Revenue
84	(1)	83	Total Positions

PURCHASING			
CP	REC FY 24	TOT FY 24	DEPUTY COUNTY EXECUTIVE II
11		11	Gen Fund/Gen Purpose
0		0	Special Revenue
0		0	Proprietary
11		11	Total Positions

(a) Eleven (11) positions deleted, per BOC item #2023-2700, effective 03/31/23.

Prepared by Human Resources Dept.07/01/23

MANAGEMENT & BUDGET ADMINISTRATION			
CP	REC FY 24	TOT FY 24	DIRECTOR MANGEMENT & BUDGET
1		1	Gen Fund/Gen Purpose
0		0	Special Revenue
1		1	Total Positions

GF/GP	SR	REC	FY 24	ADMINISTRATION
1			1	Deputy Chief Financial Officer (a)
1			1	Total Positions

(a) Position upwardly reclassified from Director Management & Budget, per FY24 Budget. Recommended.

Prepared by Human Resources Dept.07/01/23

EQUALIZATION (a)			
CP	REC FY 24	TOT FY 24	EQUALIZATION OFFICER
84	(1)	83	Gen Fund/Gen Purpose
0		0	Special Revenue
84	(1)	83	Total Positions

GF/GP	REC	FY 24	ADMINISTRATION / OPERATIONS
1		1	Equalization Officer
1		1	Chief Equalization
1		1	Equalization Appraiser III Certified
1		1	Employee Records Specialist
4		4	Total Positions

CP	REC FY 24	TOT FY 24	REAL, PERSONAL PROPERTY APPRAISAL, & ADMIN SERVICES
61	(1)	60	Gen Fund/Gen Purpose
0		0	Special Revenue Positions
61	(1)	60	Total Positions

CP	REC FY 24	TOT FY 24	EQUALIZATION - TECHNICAL SERVICES
19		19	Gen Fund/Gen Purpose
0		0	Special Revenue Positions
19		19	Total Positions

(a) All positions show in Administration unit on salaries pages.

Prepared by Human Resources Dept.07/01/23

CP	REC FY 24	TOT FY 24	REAL, PERSONAL PROPERTY APPRAISAL, & ADMIN SERVICES (a)
61	(1)	60	Gen Fund/Gen Purpose
0		0	Special Revenue Positions
61	(1)	60	Total Positions

GF/GP	SR	REC	FY 24	REAL & PERSONAL PROPERTY APPRAISAL ADMIN.
2			2	Chief Equalization
2			2	Total Positions

GF/GP	SR	REC	FY 24	REAL PROPERTY APPRAISAL
2			2	Equalization Field Supervisor
4			4	Equalization Appraiser III Certified
17			17	Equalization Appraiser II Certified
2			2	Equalization Appraiser I Certified
25			25	Total Positions

GF/GP	SR	REC	FY 24	PERSONAL PROPERTY APPRAISAL
1			1	Equalization Field Supervisor
1			1	Equalization Appraiser III Certified
9			9	Equalization Appraiser II Certified
11			11	Total Positions

GF/GP	SR	REC	FY 24	ADMINISTRATIVE SERVICES
1			1	Supervisor Equalization Administrative Services
1			1	Tax Standards Specialist
1			1	Equalization Appraiser II Certified
1			1	Office Supervisor II
1			1	Technical Office Specialist (b)
15		(1)	14	Equalization Clerk - Senior
3			3	Equalization Clerk (c)
23		(1)	22	Total Positions

- (a) All positions show in Equalization/Administration on salaries pages.
- (b) PTNE 1,000 hrs/yr. position.
- (c) Includes two (2) PTNE 1,000 hrs/yr. positions and one (1) PTNE 750 hrs/yr. position.

CP	REC FY 24	TOT FY 24	EQUALIZATION TECHNICAL SERVICES (a)
19		19	Gen Fund/Gen Purpose
0		0	Special Revenue Positions
19		19	Total Positions

GF/GP	SR	REC	FY 24	EQUALIZATION-TECHNICAL SERVICES
1			1	Chief Equalization
1			1	Total Positions

GF/GP	SR	REC	FY 24	TAX DESCRIPTIONS & MAPPING
1			1	Supervisor Land Description & Mapping
4			4	GIS/CAD Technician - Senior
1			1	Equalization Clerk
6			6	Total Positions

GF/GP	SR	REC	FY 24	APPEALS
1			1	Equalization Field Supervisor
1			1	Equalization Appraiser III Certified
2			2	Equalization Appraiser II Certified
1			1	Technical Office Specialist
5			5	Total Positions

GF/GP	SR	REC	FY 24	TECHNOLOGY SUPPORT
1			1	Equalization Appraiser II Certified
1			1	General Clerical (b)
2			2	Total Positions

GF/GP	SR	REC	FY 24	EQUALIZATION STUDIES
1			1	Equalization Field Supervisor
1			1	Equalization Appraiser III Certified
2			2	Equalization Appraiser II Certified
1			1	Equalization Clerk - Senior
5			5	Total Positions

(a) All positions show in Equalization/Administration on salaries pages.

(b) PTNE 1,000 hrs/yr. position.

Prepared by Human Resources Dept.07/01/23

FISCAL SERVICES DIVISION			
CP	REC FY 24	TOT FY 24	FISCAL SERVICES OFFICER
79	(2)	77	Gen Fund/Gen Purpose
2		2	Special Revenue
7		7	Proprietary
88	(2)	86	Total Positions

GF/GP	SR	PR	REC FY 24	FISCAL SERVICES ADMINISTRATION
1				1 Fiscal Services Officer
1				1 ERP Administrator
1				1 Chief Central Fiscal Services
3			(1)	2 Chief Fiscal Services (c)
		1		1 Financial Analyst Coordinator (a)
1			(1)	0 Accountant III (b)
	1			1 Financial Services Technician I
7	1	1	(2)	7 Total Positions

CENTRAL FISCAL SERVICES GROUP			
CP	REC FY 24	TOT FY 24	CHIEF CENTRAL FISCAL SERVICES
20		20	Gen Fund/Gen Purpose
0		0	Special Revenue
1		1	Proprietary
21		21	Total Positions

GENERAL FISCAL SERVICES GROUP			
CP	REC FY 24	TOT FY 24	CHIEF FISCAL SERVICES
15		15	Gen Fund/Gen Purpose
1		1	Special Revenue
0		0	Proprietary
16		16	Total Positions

ENTERPRISE FISCAL SERVICES GROUP			
CP	REC FY 24	TOT FY 24	CHIEF FISCAL SERVICES
13		13	Gen Fund/Gen Purpose
0		0	Special Revenue
5		5	Proprietary
18		18	Total Positions

REIMBURSEMENT (e)			
CP	REC FY 24	TOT FY 24	CHIEF FISCAL SERVICES
24		24	Gen Fund/Gen Purpose
0		0	Special Revenue
0		0	Proprietary
24		24	Total Positions

- (a) Position funded by Parks & Recreation, per Misc. Res. #11104.
 (b) One (1) PTNE 700 hrs/yr. position requested to be deleted, per FY24 budget. Recommended.
 (c) One (1) GF/GP position requested to be deleted, per FY24 Budget. Recommended.
 (e) Eleven (11) positions deleted, per BOC item #2023-2700, effective 03/31/23.

Prepared by Human Resources Dept.07/01/23

CENTRAL FISCAL SERVICES GROUP (a)			
CP	REC FY 24	TOT FY 24	CHIEF CENTRAL FISCAL SERVICES
20		20	Gen Fund/Gen Purpose
0		0	Special Revenue
1		1	Proprietary
21		21	Total Positions

GF/GP	PR	REC	FY 24	INTERNAL ACCOUNTING
1			1	Fiscal Services Supervisor
	1		1	Accountant III
1			1	Accountant II
1			1	Accountant I
2	1		4	Total Positions

GF/GP	PR	REC	FY 24	INTERNAL BUDGETING
1			1	Accountant III
2			2	Financial Services Tech II
3			3	Total Positions

GF/GP	PR	REC	FY 24	ACCOUNTS PAYABLE
1			1	Fiscal Services Supervisor
3			3	Financial Services Tech II
4			4	Total Positions

GF/GP	PR	REC	FY 24	PAYROLL
1			1	Fiscal Services Supervisor
1			1	User Support Specialist II
1			1	Payroll Specialist - Senior
1			1	Payroll Specialist
4			4	Total Positions

GF/GP	PR	REC	FY 24	ACCOUNTS RECEIVABLE
1			1	Fiscal Services Supervisor
1			1	Accountant II
2			2	Total Positions

GF/GP	PR	REC	FY 24	FINANCIAL REPORTING
1			1	Fiscal Services Supervisor - Senior
1			1	Total Positions

GF/GP	PR	REC	FY 24	PAYMENTS
1			1	Chief Fiscal Services
1			1	Total Positions

GF/GP	PR	REC	FY 24	FINANCIAL SYSTEMS & REPORTING
1			1	Fiscal Services Supervisor - Senior
1			1	Financial Analyst - Senior
2			2	Total Positions

(a) All positions show in Central Fiscal Services on salaries pages.

Prepared by Human Resources Dept.07/01/23

GENERAL FISCAL SERVICES GROUP			
CP	REC FY 24	TOT FY 24	CHIEF FISCAL SERVICES
15		15	Gen Fund/Gen Purpose
1		1	Special Revenue
0		0	Proprietary
16		16	Total Positions

GF/GP	SR	PR	REC	FY 24	SPECIAL REVENUE ACCOUNTING
1				1	Fiscal Services Supervisor
4				4	Accountant III (b)
	1			1	Accountant II (a)
1				1	Accountant I
6	1			7	Total Positions

GF/GP	SR	PR	REC	FY 24	FINANCIAL ANALYSIS & PLANNING
1				1	Fiscal Services Supervisor
1				1	Financial Analyst Coordinator
5				5	Financial Analyst - Senior
1				1	Accountant III
8				8	Total Positions

GF/GP	SR	PR	REC	FY 24	GRANTS & COMPLIANCE
1				1	F.S. Grant Compliance Administrator
1				1	Total Positions

(a) SR position funded by Workforce Development Grant

(b) Includes one (1) PTNE 1,000 hrs/yr. position.

Prepared by Human Resources Dept.07/01/23

ENTERPRISE FISCAL SERVICES GROUP			
CP	REC FY 24	TOT FY 24	CHIEF FISCAL SERVICES
13		13	Gen Fund/Gen Purpose
0		0	Special Revenue
5		5	Proprietary
18		18	Total Positions

GF/GP	SR	PR	REC	FY 24	INFORMATION TECHNOLOGY
1				1	Fiscal Services Supervisor
1				1	Financial Analyst - Senior
1				1	Accountant II
1				1	Financial Services Tech. II
4				4	Total Positions

GF/GP	SR	PR	REC	FY 24	FACILITIES
2				2	Accountant III
2				2	Financial Services Tech. I (a)
4				4	Total Positions

GF/GP	SR	PR	REC	FY 24	PARKS & RECREATION
1				1	Fiscal Services Supervisor
		1		1	Accountant II
		2		2	Financial Services Tech. II
1		3		4	Total Positions

GF/GP	SR	PR	REC	FY 24	DRAIN
1				1	Fiscal Services Supervisor
2		1		3	Accountant III (b)
1				1	Financial Analyst - Senior
		1		1	Accounting Specialist (b)
4		2		6	Total Positions

(a) Includes one (1) PTE 1,248 hrs/yr. position.

(b) PR position funded by Water/Sewer Enterprise Fund.

Prepared by Human Resources Dept.07/01/23

REIMBURSEMENT (a)			
CP	REC FY 24	TOT FY 24	CHIEF FISCAL SERVICES
24		24	Gen Fund/Gen Purpose
0		0	Special Revenue
24		24	Total Positions

GF/GP	SR	REC	FY 24	REIMBURSEMENT ADMINISTRATION
1			1	Chief Fiscal Services
1			1	Reimbursement Accounts Specialist
1			1	Technical Office Specialist
3			3	Total Positions

GF/GP	SR	REC	FY 24	CIRCUIT COURT ACCOUNTS
1			1	Fiscal Services Supervisor
5			5	Financial Services Tech. III
6			6	Financial Services Tech. II
3			3	Financial Services Tech. I (b,c)
1			1	Student
16			16	Total Positions

GF/GP	SR	REC	FY 24	FAMILY COURT ACCOUNTS
0			0	Fiscal Services Supervisor (c)
4			4	Financial Services Tech. III (d)
0			0	Financial Services Tech. II (e)
0			0	Financial Services Tech. I (e)
1			1	Student
5			5	Total Positions

- (a) Positions shown in Fiscal Services/Reimbursement on salaries pages.
- (b) Includes two (2) PTNE 1,000 hrs/yr. positions.
- (c) One (1) FTE position deleted, per BOC item #2023-2700, effective 03/31/23.
- (d) One (1) position created, per BOC item #2023-2700, effective 03/31/23.
- (e) Positions deleted, per BOC item #2023-2700, effective 03/31/23.

Prepared by Human Resources Dept.07/01/23

PURCHASING			
CP	REC FY 24	TOT FY 24	ADMINISTRATOR PURCHASING
11		11	Gen Fund/Gen Purpose
0		0	Special Revenue
0		0	Proprietary
11		11	Total Positions

GF/GP	SR	REC	FY 24	PURCHASING
1			1	Administrator Purchasing
1			1	Chief Purchasing
1			1	Supervisor Purchasing
5			5	Buyer
3			3	Procurement & Compliance Specialist
11			11	Total Positions

Prepared by Human Resources Dept.07/01/23

FACILITIES MANAGEMENT DEPARTMENT			
CP	REC FY 24	TOT FY 24	DIRECTOR FACILITIES MANAGEMENT
28	1(2)	27	Gen Fund/Gen Purpose
0		0	Special Revenue
179		179	Proprietary
207	1(2)	206	Total Positions

ADMINISTRATION			
CP	REC FY 24	TOT FY 24	DIRECTOR FACILITIES MANAGEMENT
5	1(2)	4	Gen Fund/Gen Purpose
1		1	Proprietary
6	1(2)	5	Total Positions

FACILITIES MAINTENANCE & OPERATIONS			
CP	REC FY 24	TOT FY 24	MANAGER FACILITIES MAINT. & OPERATIONS
0		0	Gen Fund/Gen Purpose
154		154	Proprietary
154		154	Total Positions

FACILITIES ENGINEERING			
CP	REC FY 24	TOT FY 24	MANAGER FACILITIES PLANNING & ENGINEERING
8	0	8	Gen Fund/Gen Purpose
5		5	Proprietary
13	0	13	Total Positions

SUPPORT SERVICES (a)			
CP	REC FY 24	TOT FY 24	MANAGER SUPPORT SERVICES
15		15	Gen Fund/Gen Purpose
19		19	Proprietary
34		34	Total Positions

(a) Support Services Division transferred from Central Services Department, per Misc. Res. #22048, effective 02/26/22.

Prepared by Human Resources Dept. 07/01/2023

FACILITIES MANAGEMENT ADMINISTRATION			
CP	REC FY 24	TOT FY 24	DIRECTOR FACILITIES MANAGEMENT
5	1(2)	4	Gen Fund/Gen Purpose
1		1	Proprietary
6	1(2)	5	Total Positions

GF/GP	PR	REC	FY 24	ADMINISTRATION
1			1	Director Facilities Management
	1		1	Property Management Specialist
1	1		2	Total Positions

GF/GP	SR	REC	FY 24	ENVIRONMENTAL SUSTAINABILITY
1			1	Sustainability Project Manager (b)
0		1	1	Sustainability Coordinator
1			1	Facilities Management Analyst
2		(2)	0	Sustainability Specialist (a,b, c)
4		1(2)	3	Total Positions

- (a) Includes two (2) GF/GP PTNE 1,000 hrs/yr. positions
- (b) Position(s) report to the Environmental Sustainability Officer.
- (c) Positions retitled from Project Support Specialist, per Misc. Res. #22392, effective 11/19/22

Prepared by Human Resources Dept. 07/01/2023

FACILITIES MAINTENANCE & OPERATIONS			
CP	REC FY 24	TOT FY 24	MANAGER FACILITIES MAINT. & OPERATIONS
0		0	Gen Fund/Gen Purpose
154		154	Proprietary
154		154	Total Positions

GF/GP	PR	REC	FY 24	ADMINISTRATION
	1		1	Manager Facilities Maint. & Oper.
	1		1	Facilities Management Specialist
	2		2	Total Positions

GF/GP	PR	REC	FY 24	ADMINISTRATIVE SERVICES (a)
	1		1	Supervisor F.M. & O. Admin. Svcs.
	1		1	Central Employee Records Coordinator
	1		1	Procurement Technician
	1		1	Building Safety Dispatcher
	1		1	Office Support Clerk
	5		5	Total Positions

GF/GP	PR	REC	FY 24	BUILDINGS HEATING
	1		1	Chief Heating Plant
	1		1	Boiler Mechanic
	5		5	Boiler Operator
	7		7	Total Positions

GF/GP	PR	REC	FY 24	BUILDINGS CUSTODIAL
	1		1	Chief Custodial Services
	3		3	Custodial Work Supervisor
	6		6	Mobile Unit Custodial Worker
	2		2	Custodial Worker - Senior
	45		45	Custodial Worker
	2		2	General Helper (c)
	59		59	Total Positions

GF/GP	PR	REC	FY 24	GROUNDS MAINTENANCE
	1		1	Chief Landscape Services
	1		1	GIS CAD Technician - Senior
	1		1	Automobile Mechanic II
	2		2	Groundskeeper Crew Chief
	1		1	Groundskeeper Specialist Irrigation
	5		5	Groundskeeper Specialist
	15		15	Groundskeeper II
	2		2	Groundskeeper I
	28		28	Total Positions

GF/GP	PR	REC	FY 24	FACILITIES MAINTENANCE (b)
	1		1	Chief - Facilities Maintenance & Oper.
	1		1	Utility Manager
	6		6	Maintenance Supervisor II
	1		1	Maintenance Planner
	2		2	Skilled Maintenance Mechanic - Plumber
	2		2	Skilled Maintenance Mechanic - Electrician
	27		27	Skilled Maintenance Mechanic II
	2		2	Painter
	42		42	Total Positions

GF/GP	PR	REC	FY 24	ARCHITECTURAL MAINTENANCE (b)
	1		1	Maintenance Supervisor II
	1		1	Skilled Maintenance Mechanic - Carpenter
	2		2	Skilled Maintenance Mechanic II
	2		2	Skilled Maintenance Mechanic I
	4		4	Painter
	1		1	Central Stock Attendant
	11		11	Total Positions

- (a) Positions show in Administration on salaries pages.
- (b) Positions show in Buildings Maintenance on salaries pages.
- (c) PTNE 1,000 hrs/yr. position(s).

FACILITIES PLANNING & ENGINEERING			
CP	REC FY 24	TOT FY 24	MANAGER FACILITIES PLANNING & ENGINEERING
8		8	Gen Fund/Gen Purpose
5		5	Proprietary
13		13	Total Positions

GF/GP	SR	REC	FY 24	ADMINISTRATION
1			1	Manager Facilities Planning & Engineering
1			1	Secretary
2			2	Total Positions

GF/GP	PR	REC	FY 24	FACILITIES PLANNING & ENGINEERING
	1		1	Supervisor Facilities Planning & Engineering
2	1		3	Facilities Project Manager - Senior
2	2		4	Facilities Project Manager
2	1		3	Facilities Project Coordinator
6	5		11	Total Positions

Prepared by Human Resources Dept. 07/01/2023

SUPPORT SERVICES			
CP	REC FY 24	TOT FY 24	MANAGER SUPPORT SERVICES
15		15	Gen Fund/Gen Purpose
0		0	Special Revenue
19		19	Proprietary
34		34	Total Positions

GF/GP	PR	REC	FY 24	ADMINISTRATION
1			1	Manager Support Services
1			1	Office Support Clerk - Senior
2			2	Total Positions

GF/GP	PR	REC	FY 24	LEASED VEHICLE OPERATIONS
	1		1	Chief Support Services
	1		1	Garage Supervisor
	3		3	Automobile Mechanic- Senior
	3		3	Automobile Mechanic II
	5		5	Automobile Mechanic I (b)
	1		1	Communications Installer I (c)
	3		3	Communications Installer II
	1		1	Financial Services Tech. III
	1		1	Garage Services Coordinator
	19		19	Total Positions

GF/GP	PR	REC	FY 24	MAIL ROOM
1			1	Office Supervisor II
1			1	Auction Coordinator
4			4	Mail & Distribution Clerk (a)
1			1	Office Support Clerk - Senior
7			7	Total Positions

GF/GP	PR	REC	FY 24	RECORD RETENTION
1			1	Office Leader
1			1	Record Retention Specialist
2			2	Office Support Clerk - Senior
1			1	Office Support Clerk
1			1	Mail & Distribution Clerk
6			6	Total Positions

(a) Includes one (1) PTNE 1,000 hrs/yr. position.

(b) two (2) PR FTE positions created per item # 2023-2773 effective 4/22/23

(c) One (1) PR FTE position created per item # 203-2773 effective 4/22/23

HUMAN RESOURCES DEPARTMENT			
CP	REC FY 24	TOT FY 24	DIRECTOR HUMAN RESOURCES
53	3(6)	48	Gen Fund/Gen Purpose
0		0	Special Revenue
25	(4)	22	Proprietary
78	3(10)	70	Total Positions

ADMINISTRATION			
CP	REC FY 24	TOT FY 24	DIRECTOR HUMAN RESOURCES
6	2	7	Gen Fund/Gen Purpose
0		1	Proprietary
6	2	8	Total Positions

WORKFORCE MANAGEMENT DIVISION			
CP	REC FY 24	TOT FY 24	MANAGER HUMAN RESOURCES
43	1(6)	35	Gen Fund/Gen Purpose
5		6	Proprietary
48	1(6)	41	Total Positions

BENEFITS ADMINISTRATION DIVISION			
CP	REC FY 24	TOT FY 24	MANAGER HUMAN RESOURCES
4		4	Gen Fund/Gen Purpose
20	(4)	13	Proprietary
24	(4)	17	Total Positions

EMPLOYEE ENGAGEMENT DIVISION (a)			
CP	REC FY 24	TOT FY 24	MARKETING & COMMUNICATION OFFICER
0		2	Gen Fund/Gen Purpose
0		2	Proprietary
0		4	Total Positions

(a) Division requested to be created, per FY24 Budget. Recommended.

Prepared by Human Resources Dept. 07/01/23

HUMAN RESOURCES ADMINISTRATION			
CP	REC FY 24	TOT FY 24	DIRECTOR HUMAN RESOURCES
6	2	7	Gen Fund/Gen Purpose
0		1	Proprietary
6	2	8	Total Positions

GF/GP	PR	REC	FY 24	ADMINISTRATION
1			1	Director Human Resources
1			1	Deputy Director Human Resources
2			2	Total Positions

GF/GP	PR	REC	FY 24	LABOR RELATIONS/EEO
1			1	Chief Employee & Labor Relations Officer
1			1	Supervisor Human Resources (a)
0		1	2	Human Resources Business Partner (b)
1			1	Employee & Labor Relations Specialist - Senior
0		1	1	Office Supervisor II
1			0	HR Coordinator (c)
4		2	6	Total Positions

- (a) Position requested to be downwardly reclassified from Manager Human Resources, per FY24 Budget. Recommended
- (b) One (1) GF/GP position requested to be created, and one (1) PR position requested to be upwardly reclassified from Benefits & Retirement Specialist and transferred from Benefits Administration, per FY24 Budget. Recommended.
- (c) Position requested to be transferred to Benefits Administration/Employee Engagement Unit, per FY24 Budget. Recommended

Prepared by Human Resources Dept. 07/01/23

WORKFORCE MANAGEMENT DIVISION			
CP	REC	TOT FY 24	MANAGER HUMAN RESOURCES
43	1(6)	35	Gen Fund/Gen Purpose
5		6	Proprietary Fund
48	1(6)	41	Total Positions

GF/GP	PR	REC	FY 24	WORKFORCE PLANNING ADMINISTRATION
1			1	Manager Human Resources
1			1	ERP Administrator
7			7	College Intern (a)
9			9	Total Positions

GF/GP	PR	REC	FY 24	RECRUITMENT
1			1	Supervisor Human Resources
2			2	Human Resources Analyst -Senior
1			1	Human Resources Analyst
2			2	Associate Recruiter (d)
2		(1)	1	Office Support Clerk - Senior (a)
8		(1)	7	Total Positions

GF/GP	PR	REC	FY 24	EMPLOYEE RECORDS & HRIS
1			1	Supervisor Human Resources
1			1	Absence Management Administrator (i)
1			2	Human Resources Analyst - Senior (g)
2			1	Central Employee Records Coordinator (b)
3		(1)	2	Employee Records Specialist (b,h)
1			0	Office Support Clerk - Senior (a)
9		(1)	7	Total Positions

GF/GP	PR	REC	FY 24	EMPLOYEE TRAINING & DEVELOPMENT (c)
	0	1	1	Manager Human Resources
	1		1	Supervisor Human Resources
	2		1	Human Resources Analyst - Senior (f)
	1		1	Human Resources Analyst
	1		1	Employee Records Specialist
10			10	Department Aide (a)
7		(4)	3	Laborer (a)
17	5	1(4)	18	Total Positions

(a) PTNE 1,000 hrs/yr. positions.

(b) Includes one (1) PTNE 1,000 hours/yr. position.

(c) Positions funded by Fringe Benefit Fund, unless noted otherwise.

(d) Positions upwardly reclassified per LOA.

(e) Position requested to be transferred to Employee Engagement Division, Per FY24 Budget. Recommended.

(f) One (1) position requested to be transferred to County Executive/Diversity, Equity & Inclusion Administration, per FY24 Budget. Recommended.

(g) One (1) position requested to be upwardly reclassified from Central Employee Records Coordinator, and funding changed to 50% PR (Fringe Benefit Fund) per FY24 Budget. Recommended.

(h) One (1) PTNE 1,000 hours/yr position requested to be deleted, per FY24 Budget. Recommended.

(i) Funding requested to be changed from GF/GP to PR (Fringe Benefit Fund), per FY24 Budget. Recommended.

Prepared by Human Resources Dept. 07/01/23

BENEFITS ADMINISTRATION DIVISION			
CP	REC FY 24	TOT FY 24	MANAGER HUMAN RESOURCES
4		4	Gen Fund/Gen Purpose
20	(4)	13	Proprietary
24	(4)	17	Total Positions

GF/GP	PR	REC	FY 24	BENEFITS ADMINISTRATION UNIT
	1		1	Manager Human Resources
	1		1	Office Support Clerk - Senior (b)
	2		2	Total Positions

GF/GP	PR	REC	FY 24	EMPLOYEE BENEFITS (a)
	1		1	Supervisor Employee Benefits & Wellness
	4	(2)	1	Human Resources Analyst - Senior (c,d)
	2		1	Benefits & Retirement Specialist - Senior (f)
	1		1	Benefits & Retirement Specialist (b)
	• 8	(2)	4	Total Positions

GF/GP	PR	REC	FY 24	WELLNESS (a,e)
	1		0	Wellness Coordinator
	1		0	Total Positions

GF/GP	PR	REC	FY 24	EMPLOYEE RECOGNITION
	1	(1)	0	Office Support Clerk - Senior (b)
	1	(1)	0	Office Support Clerk (b)
	2	(2)	0	Total Positions

GF/GP	PR	REC	FY 24	RETIREMENT ADMINISTRATION (a)
	1		1	Administrator Human Resources
	1		1	Retirement Specialist Lead
	1		1	Human Resources Analyst - Senior
	1		1	Human Resources Analyst
	2		2	Benefits & Retirement Specialist - Senior (g)
	1		1	Benefits & Retirement Specialist
	7		7	Total Positions

GF/GP	PR	REC	FY 24	COMPENSATION & CLASSIFICATIONS
1			1	Supervisor Human Resources
3			3	Human Resources Analyst - Senior
4			4	Total Positions

- (a) Positions funded by Fringe Benefit Fund.
- (b) PTNE 1,000 hrs/yr. position.
- (c) Includes one (1) PTNE 1,000 hrs/yr. position, requested to be deleted per FY24 Budget. Recommended.
- (d) One (1) FTE position requested to be deleted, per FY24 Budget. Recommended.
- (e) Position requested to be transferred to Employee Engagement Division, per FY24 Budget. Recommended.
- (f) One (1) position requested to be transferred to HR Administration/Labor Relations, and upwardly reclassified to HR Business Partner, per FY24 Budget. Recommended.
- (g) Includes one (1) PTNE 1,000 hrs/yr position.

Prepared by Human Resources Dept. 07/01/23

EMPLOYEE ENGAGEMENT DIVISION (a,b)			
CP	REC FY 24	TOT FY 24	MARKETING & COMMUNICATION OFFICER
0		2	Gen Fund/Gen Purpose
0		2	Proprietary
0		4	Total Positions

GF/GP	PR	REC FY 24	EMPLOYEE ENGAGEMENT
	0	1	Marketing & Communications Officer (c)
	0	1	Wellness Coordinator (d)
0		1	HR Coordinator (e)
0		1	Office Support Clerk Senior (f)
0	0	4	Total Positions

- (a) PR positions funded by the Fringe Benefit Fund.
- (b) New division requested to be created, per FY24 Budget. Recommended.
- (c) Position requested to be upwardly reclassified from Human Resources Analyst Senior, and transferred from Workforce Administration/Training & Development, per FY24 Budget. Recommended.
- (d) Position(s) requested to be transferred from Benefits Administration, per FY24 Budget. Recommended.
- (e) Position requested to be transferred from Administration/Labor Relations, per FY24 Budget. Recommended.
- (f) PTNE 1,000 hrs/yr position requested to be transferred from Workforce Administration/Employee Records, per FY24 Budget. Recommended.

Prepared by Human Resources Dept. 07/01/23

HEALTH & HUMAN SERVICES			
CP	REC FY 24	TOT FY 24	DIRECTOR HEALTH & HUMAN SERVICES
358		358	Gen Fund/Gen Purpose
100		100	Special Revenue
0		0	Proprietary
458		458	Total Positions

HEALTH & HUMAN SERVICES ADMINISTRATION (a)			
CP	REC FY 24	TOT FY 24	DIRECTOR HEALTH & HUMAN SERVICES
1		13	Gen Fund/Gen Purpose
0		1	Special Revenue
1		14	Total Positions

HEALTH DIVISION			
CP	REC FY 24	TOT FY 24	MANAGER HEALTH DIVISION
357		345	Gen Fund/Gen Purpose
75		74	Special Revenue
432		419	Total Positions

NEIGHBORHOOD & HOUSING DEVELOPMENT			
CP	REC FY 24	TOT FY 24	MANAGER NEIGHBORHOOD & HOUSING DEVELOPMENT
0		0	Gen Fund/Gen Purpose
25		25	Special Revenue
25		25	Total Positions

(a) Thirteen (13) positions requested to be transferred from Health Division to H&HS Administration Division, per FY24 Budget. Recommended.

Prepared by Human Resources Dept. 07/01/23

HEALTH & HUMAN SERVICES ADMINISTRATION			
CP	REC FY 24	TOT FY 24	DIRECTOR HEALTH & HUMAN SERVICES
1		13	Gen Fund/Gen Purpose
0		1	Special Revenue
1		14	Total Positions

GF/GP	SR	REC	FY 24	ADMINISTRATION
1			1	Director Health & Human Services
1			1	Total Positions

GF/GP	SR	REC	FY 24	HHS Administrative Services (a)
0			1	Public Health Administrator (e)
0			1	Community Outreach Coordinator (b)
0			1	Supervisor Planning and Evaluation (b)
0			1	Epidemiologist (b)
0			1	Planning and Evaluation Coordinator (b)
0			1	Supervisor Administrative Services (b)
0			1	Public Health Educator III (b)
0			1	Accountant II (b)
0			1	Executive Secretary (b)
0			1	Central Employee Records Coordinator (b)
	0		1	Public Health Educator II (c)
0			1	Public Health Educator I (b,f)
0			1	Student (d)
0			13	Total positions

- (a) New unit requested to be created per FY24 Budget. Recommended.
- (b) One (1) GF/GP FTE position requested to be transferred from Health Division per FY24 Budget. Recommended.
- (c) One (1) SR PTNE 1,000 hrs./yr. position requested to be transferred from Health Division FY24 Budget. Recommended.
- (d) One (1) GF/GP PTNE 1250 hrs./yr. position requested to be transferred from Health Division per FY24 Budget. Recommended.
- (e) Two (2) GF/GP FTE positions requested to be transferred from Health Division per FY24 Budget. Recommended.
- (f) Position transferred from Community Nursing tab.

Prepared by Human Resources Dept. 07/01/23

HEALTH			
CP	REC FY 24	TOT FY 24	MANAGER HEALTH DIVISION
357		345	Gen Fund/Gen Purpose
75		74	Special Revenue
432		419	Total Positions

GF/GP	SR	REC	FY 24	HEALTH ADMINISTRATION
1			1	Health Officer
1			0	Executive Secretary
2			2	Secretary
4			3	Total Positions

HEALTH ADMINISTRATIVE SERVICES			
CP	REC FY 24	TOT FY 24	ADMINISTRATOR PUBLIC HEALTH
127		121	Gen Fund/Gen Purpose
5		5	Special Revenue
132		126	Total Positions

PUBLIC HEALTH NURSING SERVICES			
CP	REC FY 24	TOT FY 24	ADMINISTRATOR PUBLIC HEALTH
89		91	Gen Fund/Gen Purpose
28		28	Special Revenue
117		119	Total Positions

HEALTH PROMOTION SERVICES			
CP	REC FY 24	TOT FY 24	ADMINISTRATOR PUBLIC HEALTH
51		44	Gen Fund/Gen Purpose
28		27	Special Revenue
79		71	Total Positions

ENVIRONMENTAL HEALTH SERVICES			
CP	REC FY 24	TOT FY 24	ADMINISTRATOR PUBLIC HEALTH
78		78	Gen Fund/Gen Purpose
0		0	Special Revenue
78		78	Total Positions

MSU EXTENSION			
CP	REC FY 24	TOT FY 24	DIVISION MANAGER
13.85		13.85	M.S.U. Positions (a)
13.85		13.85	Total Positions

COMMUNICABLE DISEASE			
CP	REC FY 24	TOT FY 24	MEDICAL DIRECTOR
8		8	Gen Fund/Gen Purpose
14		14	Special Revenue
22		22	Total Positions

(a) Non-County positions based upon MSU Extension reporting guidelines.

Prepared by Human Resources Dept. 07/01/23

HEALTH ADMINISTRATIVE SERVICES			
CP	REC FY 24	TOT FY 24	
127		121	ADMINISTRATOR PUBLIC HEALTH Gen Fund/Gen Purpose
5		5	Special Revenue
132		126	Total Positions

GF/GP	SR	REC	FY 24	
1	1		1	ADMINISTRATIVE SERVICES (a) Administrator Public Health (i)
2			2	Chief Public Health
1			1	Public Health Educator II (d)
4			4	Public Health Nurse III (g)
60			60	Public Health Nurse II (e,f)
3			2	Epidemiologist (i)
	1		1	Public Health Resources Coordinator
1			1	User Support Specialist II
72	2		72	Total Positions

GF/GP	SR	REC	FY 24	
2			2	CENTRAL SUPPORT Supervisor Health Central Support Services
4			4	Office Supervisor II (g)
33			33	Office Support Clerk - Senior (c)
0			0	Office Support Clerk
5			4	Student (k)
44			43	Total Positions

GF/GP	SR	REC	FY 24	
1			1	BUSINESS ADMINISTRATIVE SERVICES Administrator Public Health
1			0	Supervisor Administrative Services (i,j)
1			1	Health Program Coordinator (h)
1			1	Dental Hygienist €
1			0	Central Employee Records Coordinator (i)
1			1	Employee Records Specialist
1			0	Accountant II (f,i)
1			1	Office Support Clerk - Senior
8			5	Total Positions

GF/GP	SR	REC	FY 24	
	1		1	EMERGENCY PREPAREDNESS (a,b) PH emergency Preparedness Supervisor (l)
	1		1	P.H. Emergency Preparedness Specialist
	1		1	Public Health Educator III
			0	Public Health Nurse III
	3		3	Total Positions

GF/GP	SR	REC	FY 24	
0			0	QUALITY AND PROCESS IMPROVEMENT (a) Quality & Process Improvement Supervisor
2			2	User Support Specialist II
1			1	Health Inventory Specialist
0			0	Mail & Distribution Clerk
3			3	Total Positions

- (a) Position(s) show in Administration unit on salaries pages.
- (b) SR positions funded by Emergency Preparedness portion of LHD Grant.
- (c) Includes one (1) PTNE 500 hrs/yr. position.
- (d) PTNE 1,000 hrs/yr. position.
- (e) Includes one (1) PTNE 1,000 hrs/yr. position created, per Misc. Res #22327, effective 10/08/22.
- (f) Retitled Accountant II effective 5/27/22
- (g) Reclassified from Office Supervisor I per job audit effective 9/3/22
- (h) Reclassified from Dental Hygienist per job audit effective 3/4/23
- (i) One (1) GFGP FTE position requested to be transferred to HHS Admin Services per FY24 Budget. Recommended.
- (j) Position reclassified from Human Services Contract Compliance Analyst due to promotion effective 6/3/23.
- (k) One (1) GFGP PTNE 1250 hrs/yr position requested to be transferred to HHS Admin Services per FY24 Budget. Recommended
- (l) One (1) SR FTE position upwardly reclassified from Health Program Coordinator per LOA effective 05/07/22

Prepared by Human Resources Dept. 07/01/23

HEALTH PROMOTION SERVICES			
CP	REC FY 24	TOT FY 24	ADMINISTRATOR PUBLIC HEALTH
51		44	Gen Fund/Gen Purpose
28		27	Special Revenue
79		71	Total Positions

GF/GP	SR	REC	FY 24	ADMINISTRATION (a)
1			1	Administrator Public Health
1			1	Chief Public Health
1			0	Supervisor - Planning & Evaluation (n)
3			2	Total Positions

EDUCATION SERVICES			
CP	REC FY 24	TOT FY 24	PUBLIC HEALTH EDUCATION SUPERVISOR
13		11	Gen Fund/Gen Purpose
5		4	Special Revenue
18		15	Total Positions

GF/GP	SR	REC	FY 24	PUBLIC HEALTH EDUCATION (a)
2			2	Public Health Educator Supervisor
6	3		8	Public Health Educator III (c,m,n)
	2		1	Public Health Educator II (b,l,m,p)
1			0	Planning And Evaluation Coordinator (n,o)
1			1	Digital Marketing & Communications Coordinator (k)
10	5		12	Total Positions

GF/GP	SR	REC	FY 24	SCHOOL HEALTH EDUCATION (a)
2			2	Public Health Educator III
1			1	Communications & Marketing Assistant
3			3	Total Positions

GF/GP	SR	REC	FY 24	SUBSTANCE ABUSE CONTROL
	2		2	Public Health Educator III
	2		2	Total Positions

GF/GP	SR	REC	FY 24	W.I.C. PROGRAM (d)
	1		1	Public Health Nutrition Supervisor
	2		2	Public Health Nutritionist III
	4		4	Public Health Nutritionist II
	1		1	Public Health Nutritionist I
	3		3	Nutrition Technician - WIC
	1		1	Lactation Specialist (h)
	2		2	Office Supervisor II
	6		6	Auxiliary Health Clerk (i)
	1		1	Public Health Clerk II (j)
	21		21	Total Positions

GF/GP	SR	REC	FY 24	HEARING & VISION SCREENING
1			1	Hearing & Vision Program Supervisor (o)
2			2	Hearing Vision Technician Supervisor
1			1	Auxiliary Health Clerk
26			26	Public Health Technician (e,f)
1			1	Public Health Clerk II (g.)
31			31	Total Positions

- (a) Positions show in HPS on salaries pages.
- (b) Two (2) SR PTNE 1,000 hrs/yr. position funded by Childhood Lead Exposure Elimination grant, per Misc. Res. #19274.
- (c) SR PTNE 1,000 hrs/yr. position(s) funded through Substance Abuse Grant.
- (d) Positions funded through the LHD/ WIC grant program.
- (e) Includes sixteen (16) PTNE 1,000 hrs/yr. positions.
- (f) Includes three (3) PTNE 500 hrs/yr., two (2) PTNE 850 hrs/yr., two (2) PTNE 700 hrs/yr., one (1) PTNE 825 hrs/yr. and one (1) PTNE 750 hrs/yr. positions.
- (g) Includes one (1) PTNE 500 hrs/yr. position.
- (h) One (1) SR PTNE 1,000 hrs/yr. position deleted per MISC. Res #22327, effective 10/8/22
- (i) One (1) SR FTE position deleted per Misc. Res #22327, effective 10/8/22
- (j) One (1) SR FTE position deleted per Misc. Res #22327, effective 10/8/22
- (k) Position upwardly reclassified from Graphic Designer, per H.R. Dept. Audit, effective 11/19/22.
- (l) One (1) SR PTNE 1,000 hrs/yr deleted per MISC.RES #22420 effective 12/17/2022
- (m) One (1) SR PTNE 1,000 hrs/yr created per MISC RES #22422 effective 12/17/23
- (n) One (1) GF/GP FTE position requested to be transferred to HHS Admin Services per FY24 Budget. Recommended
- (o) One (1) GF/GP FTE position reclassified from Health Program Coordinator per UAW LOA effective 5/7/22.
- (p) One (1) SR PTNE 1,000hrs/yr position requested to be transferred to HHS Admin Services per FY24 Budget. Recommended

Prepared by Human Resources Dept. 07/01/23

PUBLIC HEALTH NURSING SERVICES			
CP	REC FY 24	TOT FY 24	ADMINISTRATOR PUBLIC HEALTH
89		91	Gen Fund/Gen Purpose
28		28	Special Revenue
117		119	Total Positions

GF/GP	SR	REC	FY 24	ADMINISTRATION
1			1	Administrator Public Health
2			2	Chief Public Health
	1		1	Office Leader (a)
3	1		4	Total Positions

COMMUNITY NURSING			
CP	REC FY 24	TOT FY 24	CHIEF PUBLIC HEALTH
56		58	Gen Fund/Gen Purpose
19		19	Special Revenue
75		77	Total Positions

PUBLIC HEALTH CLINICAL & SPECIAL PROGRAMS			
CP	REC FY 24	TOT FY 24	CHIEF PUBLIC HEALTH
30		30	Gen Fund/Gen Purpose
8		8	Special Revenue
38		38	Total Positions

(a) Position funded by the LHD/CRI fund and shows in Administration on salaries pages.

Prepared by Human Resources Dept. 07/01/23

COMMUNITY NURSING			
CP	REC FY 24	TOT FY 24	CHIEF PUBLIC HEALTH
56		58	Gen Fund/Gen Purpose
19		19	Special Revenue
75		77	Total Positions

GF/GP	SR	REC	FY 24	PUBLIC HEALTH NURSING SERVICES
4			4	Supervisor Public Health Nursing
2			1	Health Program Coordinator (g)
46	5		51	Public Health Nurse III (b,c)
0			0	Public Health Nurse II (i)
1			1	Public Health Clerk II (j)
1			0	Public Health Educator I (m)
2	1		3	Auxiliary Health Clerk (h)
56	6		60	Total Positions

GF/GP	SR	REC	FY 24	CHILDREN'S SPEC. HLTH CARE SVCS. (d)
	1		1	Supervisor Public Health Nursing
	1		1	Public Health Nurse III (j,l)
	1		1	Public Health Nurse II (a)
	2		2	Auxiliary Health Clerk (a)
	2		2	Public Health Clerk II (k)
	0		0	Student (q)
	7		7	Total Positions

GF/GP	SR	REC	FY 24	INFANT HEALTH PROMOTION (f)
	1		1	Nurse Family Partnership Pgm Supervisor (p)
	2		2	Public Health Nurse III
	1		1	Public Health Nutritionist III (e)
	2		2	Public Health Nutritionist II
	6		6	Total Positions

GF/GP	SR	REC	FY 24	COMMUNITY NUTRITION (n,o)
1			1	Public Health Nutrition Supervisor
3			3	Public Health Nutritionist III
4			4	Total Positions

- (a) Includes one (1) PTNE 1,000 hrs/yr. position.
- (b) Five (5) SR positions (#00752, 00906, 03107, 03183, & 03427) funded by MCH Block Grant, and show in Public Health Nursing Services on salaries pages.
- (c) Includes one (1) SR PTNE 1,000 hrs/yr., four (4) 800 hrs/yr., positions funded by LHD/Nursing Family Partnership Grant.
- (d) Positions funded through LHD Grant - Maternal & Child Health.
- (e) Position (#07360) funded by LHD Grant - OU Reach Program.
- (f) SR positions funded through Infant LHD Grant.
- (g) Includes one (1) PTNE 500 hrs/yr. position.
- (h) Includes three (3) GF/GP PTNE and one (1) SR PTNE 1,000 hrs/yr. positions.
- (i) Includes one (1) GF/GP PTNE 800 hrs/yr. position.
- (j) One (1) SR PTNE 1000 hr/yr position deleted per Misc. Res. #22327, effective 10/8/22
- (k) One (1) SR FTE position deleted per Misc. Res. #22327, Effective 10/8/22
- (l) One (1) SR FTE position deleted per Misc. Res. #22421, effective 12/17/2022.
- (m) One (1) GFGP FTE position requested to be transferred to HHS Admin Services per FY24 Budget. Recommended.
- (n) Positions show in HPS on salaries pages.
- (o) New unit requested to be created per FY24 Budget. Recommended.
- (p) One (1) SR FTE position upwardly reclassified from Health Program Coordinator per LOA effective 05/07/22
- (q) One (1) SR PTNE position deleted per MR# 21435 effective 10/28/21.

Prepared by Human Resources Dept. 07/01/23

PUBLIC HEALTH CLINICAL & SPECIAL PROGRAMS			
CP	REC FY 24	TOT FY 24	CHIEF PUBLIC HEALTH
30		30	Gen Fund/Gen Purpose
8		8	Special Revenue
38		38	Total Positions

GF/GP	SR	REC	FY 24	GENERAL CLINIC
4			4	Supervisor Public Health Nursing
1			1	Clinical Health Specialist
25	2		27	Public Health Nurse III (b,c,d)
30	2		32	Total Positions

GF/GP	SR	REC	FY 24	IMMUNIZATION ACTION PLAN (b)
	1		1	Immunization Program Supervisor (f)
	1		1	Public Health Nurse III (e)
	1		1	Office Leader
	1		1	Public Health Clerk II
	4		4	Total Positions

GF/GP	SR	REC	FY 24	CLINIC - VACCINE FOR CHILDREN (a)
	2		2	Vaccine Supply Coordinator
	2		2	Total Positions

- (a) Funded by LHD Grant - Vaccines for Children.
- (b) Funded by LHD Grant.
- (c) Includes two (2) GF/GP PTNE 1,000 hrs/yr. positions.
- (d) Includes two (2) PTNE 520 hrs/yr. positions.
- (e) SR position funded by the LHD/ Tobacco Prevention & Special Pathogens Response grant.
- (f) One (1) GF/GP FTE position upwardly reclassified from Health Program Coordinator per LOA effective 05/07/22

Prepared by Human Resources Dept. 07/01/23

COMMUNICABLE DISEASES			
CP	REC FY 24	TOT FY 24	MEDICAL DIRECTOR
8		8	Gen Fund/Gen Purpose
14		14	Special Revenue
22		22	Total Positions

GF/GP	SR	REC	FY 24	MEDICAL SERVICES
1			1	Medical Director (a)
1			1	Total Positions

GF/GP	SR	REC	FY 24	EPIDEMIOLOGY
	2		2	Epidemiologist (a)
	2		2	Total Positions

GF/GP	SR	REC	FY 24	VENEREAL DISEASE CONTROL
1			1	Medical Technologist (d)
1			1	Total Positions

GF/GP	SR	REC	FY 24	LABORATORY
1			1	Laboratory Supervisor
4	3		7	Medical Technologist (d,e,f)
	1		1	Public Health Labaoratory Clerk (j)
	1		1	Public Health Clerk II (h)
5	5		10	Total Positions

GF/GP	SR	REC	FY 24	X-RAY
1			1	Radiologic Technologist
1			1	Total Positions

GF/GP	SR	REC	FY 24	AIDS (b)
	1		1	Clinical Health Specialist (d,h,i)
	1		1	Harm Reduction Program Supervisor (k)
	3		3	Public Health Nurse III (g)
	1		1	Public Health Clerk II
	6		6	Total Positions

GF/GP	SR	REC	FY 24	T.B. CONTROL
	1		1	Public Health Nurse III (c)
	1		1	Total Positions

- (a) Position(s) show in Administration on salaries pages.
- (b) Positions funded by LHD/AIDS Counseling & Testing Program Grant.
- (c) Position funded by LHD Grant-TB Outreach Grant. Shows in Administration on salaries pages.
- (d) Includes one (1) PTNE 1,000 hrs/yr. position(s).
- (e) Includes two (2) SR PTNE 1,000 hrs/yr. positions.
- (f) One (1) SR FTE position created per Misc. Res. #22328, effective 10/08/22.
- (g) One (1) SR FTE position deleted per Misc. Res. #22327, effective 10/08/22.
- (h) One (1) SR FTE position created per Misc. Res. #22417, effective 12/17/22
- (i) One (1) SR PTNE 1,000 hrs/yr position deleted per Misc. Res. #22417, effective 12/17/22.
- (j) One (1) SR FTE position created per job audit recalssificaiton effective 11/16/22
- (k) One (1) SRFTE position upwardly reclassified from Health Program Coodinator per LOA effective 05/07/22

ENVIRONMENTAL HEALTH SERVICES (a)			
CP	REC FY 24	TOT FY 24	ADMINISTRATOR PUBLIC HEALTH
78		78	Gen Fund/Gen Purpose
0		0	Special Revenue
78		78	Total Positions

GF/GP	SR	REC	FY 24	ADMINISTRATOR PUBLIC HEALTH
1			1	Administrator Public Health
3			3	Chief Public Health
1			1	Technical Office Specialist
5			5	Total Positions

LAND, WATER & TECHNOLOGY				
GF/GP	SR	REC	FY 24	CHIEF PUBLIC HEALTH
5			5	Public Health Sanitarian Supervisor
17			17	Public Health Sanitarian - Senior
6			6	Public Health Sanitarian
1			1	Public Health Sanitarian Technician
29			29	Total Positions

FOOD, SHELTER & PREVENTION				
GF/GP	SR	REC	FY 24	CHIEF PUBLIC HEALTH
6			6	Public Health Sanitarian Supervisor (d)
21			21	Public Health Sanitarian - Senior (b,c,e)
16			16	Public Health Sanitarian
1			1	Public Health Sanitarian Technician
44			44	Total Positions

- (a) All positions show in Environmental Health on salaries pages.
- (b) Includes one (1) GF/GP position reimbursed through MDEQ Reimbursement Agreement.
- (c) Includes one (1) PTNE 1,000 hrs/yr. position.
- (d) Includes two (2) PTNE 1,000 hrs/yr. positions.
- (e) Includes one (1) PTNE 1,000 hrs/yr. position and two (2) PTNE 500 hrs/yr. positions.

Prepared by Human Resources Dept. 07/01/23

MSU EXTENSION (a)			
CP	REC FY 24	TOT FY 24	DIVISION MANAGER
13.85		13.85	M.S.U. Positions (b)
13.85		13.85	Total Positions

TOLLGATE (b)

GF/GP	SR	REC	MSU (b)	FY 24	ADMINISTRATION
			0.33		Division Manager
			0.33		Total Positions

GF/GP	SR	REC	MSU (b)	FY 24	HEALTH & NUTRITION INSTITUTE
			6		MSU Extension Program Instructor
			1		MSU Extension Program Educator
			7	0	Total Positions

GF/GP	SR	REC	MSU (b)	FY 24	GREENING OF MICHIGAN
			1.33		MSU Extension Educator
			1		MSU Extension Program Instructor
			2.33		Total Positions

GF/GP	SR	REC	MSU (b)	FY 24	AGRICULTURE & AGRI. BUSINESS
			1		MSU Extension Program Educator
			0.5		MSU Extension Program Instructor
			1.5		Total Positions

GF/GP	SR	REC	MSU (b)	FY 24	4-H & CHILD & YOUTH DEV. PROGRAMS
			0.44		MSU Extension Educator
			2.25		4-H Program Coordinator
			2.69		Total Positions

(a) MSU positions are estimated based upon MSU Extension reporting guidelines. Positions do not show on Oakland County salaries pages.

Prepared by Human Resources Dept. 07/01/23

NEIGHBORHOOD & HOUSING DEVELOPMENT (a)			
CP	REC FY 24	TOT FY 24	MANAGER NEIGHBORHOOD & HOUSING DEVELOPMENT
0		0	Gen Fund/Gen Purpose
25		25	Special Revenue
25		25	Total Positions

GF/GP	SR	REC	FY 24	ADMINISTRATION (b)
	1		1	Neighborhood & Housing Dev Officer (e)
	0		0	Manager Neighborhood & Housing Dev. (f)
	1		1	Neighborhood & Housing Dev. Comm. Liaison
	1		1	Neighborhood & Housing Dev. Coordinator
	3		3	Total Positions

GF/GP	SR	REC	FY 24	FINANCIAL OPERATIONS & HOME IMPROVEMENT ADMINISTRATION (b)
	1		1	Chief Neighborhood & Housing Development
	1		1	Neighborhood & Housing Development Assistant (c)
	1		1	Student
	3		3	Total Positions

GF/GP	SR	REC	FY 24	HOME IMPROVEMENT-FIELD SERVICES (b)
	1		1	Supervisor Neighborhood & Housing Development
	2		2	Neighborhood & Housing Dev. Field Technician - Senior
	1		1	Neighborhood & Housing Dev. Specialist - Senior
	2		2	Neighborhood & Housing Dev. Field Technician
	6		6	Total Positions

GF/GP	SR	REC	FY 24	CONTRACT COMPLIANCE (b)
	1		1	Supervisor Neighborhood & Housing Development
	1		1	Total Positions

GF/GP	SR	REC	FY 24	PLANNING & EVALUATION (b)
	1		1	Grant Compliance & Program Coordinator
	1		1	Total Positions

GF/GP	SR	REC	FY 24	HOUSING COUNSEL & HOMELESS SERVICES
	1		1	Housing Counseling Supervisor (c)
	2		2	Neighborhood & Housing Development Specialist- Senior
	1		1	Neighborhood & Housing Dev. Coordinator (b)
	4		4	Total Positions

GF/GP	SR	REC	FY 24	HOME IMPROVEMENT- ADMIN. SERVICES (b)
	1		1	Supervisor Neigh. & Housing Dev. Admin. Svcs.
1			1	Housing Trust Fund Manager (d)
1			1	Housing Trust Fund Coordinator (d)
	2		2	Neighborhood & Housing Dev. Technician
	2		2	Neighborhood & Housing Dev. Coordinator
2	5		7	Total Positions

- (a) Positions funded by Federal Grant-Community Development Block Grant.
- (b) Positions show in Community & Home Improvement/Housing on salaries pages.
- (c) One (1) position partially funded by Comprehensive Counseling (CHC) Grant.
- (d) One (1) position reclassified from PTNE to FTE per Misc Res #23015 Effective 1/28/23.
- (e) One (1) SR FTE position created per Misc. Res. #23028 effective 2/25/23.
- (f) One (1) SR FTE position deleted per Misc. Res. #23028 effective 2/25/23.

Prepared by Human Resources Dept. 07/01/23

PUBLIC SERVICES DEPARTMENT			
CP	REC FY 24	TOT FY 24	DIRECTOR PUBLIC SERVICES
360		360	Gen Fund/Gen Purpose
18		18	Special Revenue Positions
0		0	Proprietary
378		378	Total Positions

PUBLIC SERVICES ADMINISTRATION			
CP	REC FY 24	TOT FY 24	DIRECTOR PUBLIC SERVICES
1		1	Gen Fund/Gen Purpose
0		0	Special Revenue Positions
1		1	Total Positions

Circuit Court
Probation (a)

ANIMAL CONTROL			
CP	REC FY 24	TOT FY 24	MANAGER ANIMAL CONTROL
62		62	Gen Fund/Gen Purpose
0		0	Special Revenue Positions
62		62	Total Positions

COMMUNITY CORRECTIONS			
CP	REC FY 24	TOT FY 24	MANAGER COMMUNITY CORRECTIONS
49		49	Gen Fund/Gen Purpose
18		18	Special Revenue
67		67	Total Positions

CHILDREN'S VILLAGE			
CP	REC FY 24	TOT FY 24	MANAGER CHILDREN'S VILLAGE
221		221	Gen Fund/Gen Purpose
0		0	Special Revenue
221		221	Total Positions

MEDICAL EXAMINER			
CP	REC FY 24	TOT FY 24	MEDICAL EXAMINER
27		27	Gen Fund/Gen Purpose
0		0	Special Revenue
27		27	Total Positions

(a) Staffed by State of Michigan/Department of Corrections employees.

Prepared by Human Resources Dept. 07/01/23

PUBLIC SERVICES ADMINISTRATION			
CP	REC FY 24	TOT FY 24	DIRECTOR PUBLIC SERVICES
1		1	Gen Fund/Gen Purpose
0		0	Special Revenue
1		1	Total Positions

GF/GP	SR	REC	FY 24	ADMINISTRATION
1			1	Director Public Services
1			1	Total Positions

Prepared by Human Resources Dept. 07/01/23

COMMUNITY CORRECTIONS			
CP	REC FY 24	TOT FY 24	MANAGER COMMUNITY CORRECTIONS
49		49	Gen Fund/Gen Purpose
18		18	Special Revenue
67		67	Total Positions

GF/GP	SR	REC	FY 24	ADMINISTRATION
1			1	Manager Community Corrections
1			1	Chief Community Corrections (i)
1			1	Employee Records Specialist
1			1	Office Support Clerk - Senior (e,i)
1			1	College Intern (d,g)
5			5	Total Positions

GF/GP	SR	REC	FY 24	PRETRIAL SERVICES
2			2	Supervisor Community Corrections
3			3	Community Corrections Specialist III
7	9		16	Community Corrections Specialist II (b,d,h)
1			1	Office Support Clerk - Senior (i)
13	9		22	Total Positions

GF/GP	SR	REC	FY 24	COURT COMMUNITY SERVICE
4			4	Community Corrections Specialist III
2			2	Community Corrections Specialist II
12			12	Community Corrections Specialist I (c)
0	1		1	User Support Specialist II (a)
18	1		19	Total Positions

GF/GP	SR	REC	FY 24	RESULTS
1			1	Supervisor Community Corrections
5			5	Community Corrections Specialist II
6			6	Total Positions

GF/GP	SR	REC	FY 24	STEP FORWARD
0	1		1	Supervisor Community Corrections (a)
2			2	Community Corrections Specialist III
2	5		6	Community Corrections Specialist II (b,f)
0	1		2	Community Corrections Specialist I (b,d)
1	1		2	Office Support Clerk - Senior (b)
1			1	Office Support Clerk (d)
1			1	College Intern (d)
7	8		15	Total Positions

- (a) Position 50% funded by State Office of Community Corrections and 50% GF/GP funded.
- (b) SR positions funded by State Office of Community Corrections.
- (c) Includes one (1) PTNE 994 hrs/yr., nine (9) PTNE 760 hrs/yr. positions one (1) 576 hrs/yr. position, one (1) 290 hrs/yr. position.
- (d) PTNE 1,000 hrs/yr. position.
- (e) Position show in Pretrial Services on salaries pages.
- (f) Includes one (1) SR funded PTNE 1,000 hrs/yr. position.
- (g) Position show in Step Forward on salaries pages.
- (h) Two (2) SR Funded FTE positions funded by the Michigan Indigent Defense Grant.

Prepared by Human Resources Dept. 07/01/23

MEDICAL EXAMINER			
CP	REC FY 24	TOT FY 24	MEDICAL EXAMINER
27		27	Gen Fund/Gen Purpose
0		0	Special Revenue
27		27	Total Positions

GF/GP	SR	REC	FY 24	MEDICAL EXAMINER
1			1	Chief Forensic Pathologist
1			1	Deputy Chief Forensic Pathologist
3			3	Deputy Forensic Pathologist
1			1	Medical Examiner Administrator
2			2	Forensic Toxicologist
1			1	Medical Examiner Investigator Supervisor
1			1	Autopsy Attendant Supervisor
8			8	Medical Examiner Investigator (a)
4			4	Autopsy Attendant
1			1	Histology Technician
1			1	Medical Examiner Assistant Leader
2			2	Medical Examiner Assistant (a)
1			1	Office Support Clerk (a)
27			27	Total Positions

(a) Includes one (1) PTNE 1,000 hrs/yr. position.

Prepared by Human Resources Dept. 07/01/23

ANIMAL CONTROL			
CP	REC FY 24	TOT FY 24	MANAGER ANIMAL CONTROL
62		62	Gen Fund/Gen Purpose
0		0	Proprietary
62		62	Total Positions

GF/GP	SR	REC	FY 24	ADMINISTRATION
1			1	Manager Animal Control
1			1	Chief Animal Control (e)
1			1	Animal Control Shelter Leader (n)
1			1	Office Leader
1			1	Office Support Clerk - Senior (j)
11			11	Animal Shelter Attendant (l,m)
1			1	Animal Census Leader (a)
9			9	General Clerical (g,k)
26			26	Total Positions

GF/GP	SR	REC	FY 24	ROAD
1			1	Animal Control Supervisor
12			12	Animal Control Officer (a)
13			13	Total Positions

GF/GP	SR	REC	FY 24	KENNEL
4			4	Veterinarian (d,h)
1			1	Animal Control Supervisor
1			1	Animal Control Shelter Leader
1			1	Animal Control Officer (c,j)
6			6	Veterinarian Technician (b,d)
1			1	Veterinarian Technician Assistant (f)
3			3	Animal Shelter Attendant
6			6	General Clerical (i)
23			23	Total Positions

- (a) PTNE, 1,000 hrs/yr. position(s)
- (b) Includes one (1) PTNE 500 hrs/yr. and one (1) PTNE 250 hrs/yr. position.
- (c) Includes one (1) PTNE 500 hrs/yr. position.
- (d) Positions show in Administration on salaries pages.
- (e) Positions show in Kennel on salaries pages.
- (f) Includes one (1) PTNE 70 hrs/yr. position.
- (g) Includes one (1) PTNE 1,000 hrs/yr. positions and eight (8) PTNE 275 hrs/yr. positions.
- (h) Includes one (1) PTNE 500 hrs/yr. position and two (2) PTNE 250 hrs/yr. positions.
- (i) Includes one (1) PTNE 1,000 hrs/yr. position and five (5) PTNE 275 hrs/yr. positions.
- (j) One (1) PNTNTE 1,000 hrs/yr. position and two (2) PTNE 250 hrs/yr. positions deleted, per Misc. Res. #22383, effective 11/19/22.
- (k) One (1) PTNE 1,000 hrs/yr. position and two (2) PTNE 275 hrs/yr. positions deleted, per Misc. Res. #22383, effective 11/19/22.
- (l) One position created, per Misc. Res. #22383, effective 11/19/22.
- (m) Nine (9) positions created, per Misc. Res. #23032, effective 02/25/23.
- (n) One (1) position created, per Misc. Res. #23032, effective 02/25/23.

Prepared by Human Resources Dept. 07/01/23

CHILDREN'S VILLAGE			
CP	REC FY 24	TOT FY 24	MANAGER CHILDREN'S VILLAGE
221		221	Gen Fund/Gen Purpose
0		0	Special Revenue
221		221	Total Positions

GF/GP	SR	REC	FY 24	ADMINISTRATION
1			1	Manager Children's Village
3			3	Administrator Children's Village
1			1	Human Services Contract Compliance Analyst
1			1	Secretary
5			5	College Intern (f)
11			11	Total Positions

GF/GP	SR	REC	FY 24	OPERATIONS
1			1	Food Service Supervisor
3			3	First Cook
3			3	Second Cook (g)
7			7	Total Positions

GF/GP	SR	REC	FY 24	RESIDENTIAL TREATMENT SERVICES
2			2	Children's Village Program Supervisor
5			5	Youth Specialist Supervisor
40			40	Youth Specialist II
12			12	Youth Specialist I
59			59	Total Positions

GF/GP	SR	REC	FY 24	ADMINISTRATIVE SERVICES
1			1	Librarian (d)
1			1	Central Employee Records Coordinator
1			1	User Support Specialist II
1			1	Financial Services Technician II
2			2	Children's Village Intake Clerk
1			1	Central Stock Attendant
6			6	Office Support Clerk - Senior (c)
13			13	Total Positions

GF/GP	SR	REC	FY 24	SPECIAL SERVICES (b)
1			1	Children's Village Nursing Supervisor
1			1	Health Program Coordinator
6			6	General Staff Nurse
2			2	Contingent Staff Nurse (a)
4			4	Children's Village Reentry Specialist
14			14	Total Positions

GF/GP	SR	REC	FY 24	INTAKE TREATMENT SERVICES
3			3	Children's Village Program Supervisor
6			6	Youth Specialist Supervisor
56			56	Youth Specialist II
27			27	Youth Specialist I (e)
92			92	Total Positions

GF/GP	SR	REC	FY 24	CLINICAL SERVICES
1			1	Chief CV Treatment Services
1			1	Treatment Services Supervisor
6			6	Treatment Services Clinician II
4			4	Treatment Services Clinician I
12			12	Total Positions

GF/GP	SR	REC	FY 24	CASE COORDINATION
1			1	Treatment Services Supervisor
11			11	Children's Village Case Coordinator II (h)
1			1	Children's Village Case Coordinator I
13			13	Total Positions

- (a) Includes one (1) PTNE 640 hrs/yr. and one (1) PTNE 275 hrs/yr. position.
- (b) Position(s) receive medical direction from contract physicians.
- (c) Includes two (2) PTNE 1,000 hrs/yr. positions.
- (d) PTNE 1,200 hrs/yr. position assigned to the Children's Village School Library.
- (e) Includes two (2) PTNE 1,000 hrs/yr., two (2) PTNE 650 hrs/yr., two (2) PTNE 400 hrs/yr. and one (1) PTNE 300 hrs/yr. positions.
- (f) PTNE 1,000 hrs/yr. positions.
- (g) Includes one (1) PTNE 1,000 hrs/yr., one (1) PTNE 650 hrs/yr. and one (1) PTNE 350 hrs/yr. positions.
- (h) Includes one (1) PTNE 1,000 hrs/yr. position.

Prepared by Human Resources Dept. 07/01/23

INFORMATION TECHNOLOGY DEPARTMENT			
CP	REC FY 24	TOT FY 24	CHIEF INFORMATION OFFICER
0		0	Gen Fund/Gen Purpose
0		0	Special Revenue
174	1(1)	175	Proprietary
174	1(1)	175	Total Positions

INFORMATION TECHNOLOGY ADMINISTRATION (a)			
CP	REC FY 24	TOT FY 24	CHIEF INFORMATION OFFICER
0		0	Gen Fund/Gen Purpose
0		0	Special Revenue
28		29	Proprietary
28		29	Total Positions

APPLICATION SERVICES			
CP	REC FY 24	TOT FY 24	APPLICATION SERVICES DIRECTOR (CORE SYSTEMS)
0		0	Gen Fund/Gen Purpose
0		0	Special Revenue
47		47	Proprietary
47		47	Total Positions

CLEMIS			
CP	REC FY 24	TOT FY 24	APPLICATION SERVICES DIRECTOR (CRIMINAL JUSTICE)
0		0	Gen Fund/Gen Purpose
0		0	Special Revenue
44	1(1)	44	Proprietary
44	1(1)	44	Total Positions

TECHNICAL SYSTEMS & NETWORKING			
CP	REC FY 24	TOT FY 24	DEPUTY CIO
0		0	Gen Fund/Gen Purpose
0		0	Special Revenue
55		55	Proprietary
55		55	Total Positions

(a) One (1) position transferred from Economic Development, and funding changed from GF/GP to PR, per FY24 Budget. Recommended.

Note: Employees may be assigned to various functional teams as needed to meet project objectives.

INFORMATION TECHNOLOGY ADMINISTRATION (a)			
CP	REC FY 24	TOT FY 24	
0		0	CHIEF INFORMATION OFFICER Gen Fund/Gen Purpose
0		0	Special Revenue
28		29	Proprietary
28		29	Total Positions

GF/GP	PR	REC	FY 24	ADMINISTRATION
	1		1	Chief Information Officer (e)
	1		1	Deputy Chief Information Officer (f)
	1		1	Chief Technology Officer
	1		1	Chief Information Security Officer
	2		0	Systems Engineer (d,e)
	2		2	IT Security Specialist
	0		2	IT Supervisor I
	0		1	Economic Development Analyst (h)
	1		1	Executive Secretary
	1		1	College Intern (c)
	1		1	Engineering Intern (c)
	11		12	Total Positions

GF/GP	PR	REC	FY 24	INTERNAL SERVICES
	1		1	Manager PMO & Internal Services (g)
	1		1	IT Supervisor II
	3		3	IT Project Manager
	1		1	Application Analyst Programmer II (d)
	1		1	IT User Support Specialist II
	1		1	IT User Support Specialist I
	1		1	Telephone Communications Technician
	1		1	Office Support Clerk - Senior
	10		10	Total Positions

GF/GP	PR	REC	FY 24	SERVICE CENTER & TRAINING
	1		1	Internal Services Supervisor
	2		2	IT User Support Specialist II
	1		1	Procurement Technician
	2		2	Office Support Clerk - Senior
	1		1	Student (b)
	7		7	Total Positions

- (a) All positions show in Administration Unit on salaries pages.
- (b) PTNE 1,240 hrs/yr. position.
- (c) Includes two (2) PTNE 694 hrs/yr. positions.
- (d) One (1) position requested to be continued with sunset date of 9/30/2024. Recommended.
- (e) One position transferred from Technical Systems & Networking Division and reclassified from Manager IT, per BOC Item #22-1927, effective 09/10/22.
- (f) One position reclassified from Director IT, per BOC Item #22-1927, effective 09/10/22.
- (g) One position reclassified from Manager IT, per BOC Item #22-1927, effective 09/10/22.
- (h) Position requested to be transferred from Economic Development, and funding changed from GF/GP to PR, per FY24 Budget. Recommended.

Prepared by Human Resources Dept. 07/01/2023

APPLICATION SERVICES			
CP	REC FY 24	TOT FY 24	APPLICATION SERVICES DIRECTOR (CORE SYSTEMS)
0		0	Gen Fund/Gen Purpose
0		0	Special Revenue
47		47	Proprietary
47		47	Total Positions

GF/GP	PR	REC	FY 24	ADMINISTRATION
	1		1	Application Services Director - Core Sys (b)
	1		1	IT Application Architect
	2		2	Total Positions

GF/GP	PR	REC	FY 24	COURTS & ELECTIONS
	1		1	IT Supervisor II
	2		2	Systems Analyst - Senior
	2		2	Application Analyst Programmer III
	2		2	Application Analyst Programmer II
	1		1	IT User Support Specialist I
	8		8	Total Positions

GF/GP	PR	REC	FY 24	LAND MANAGEMENT DATA SERVICES
	1		1	IT Supervisor I
	1		1	Application Analyst Programmer III
	1		1	IT User Support Specialist II
	1		1	IT User Support Specialist I
	1		1	GIS Enterprise Data Technician
	5		5	Total Positions

GF/GP	PR	REC	FY 24	FINANCE & HUMAN RESOURCES
	1		1	IT Supervisor II
	1		1	Systems Analyst - Senior
	2		2	Application Analyst Programmer III
	1		1	Application Analyst Programmer II
	5		5	Total Positions

GF/GP	PR	REC	FY 24	LAND MGMT. APPLICATION SERVICES
	1		1	IT Supervisor II
	3		3	Application Analyst Programmer III
	2		2	Application Analyst Programmer II
	6		6	Total Positions

GF/GP	PR	REC	FY 24	GOVERNMENTAL SERVICES
	1		1	Chief Application Services
	1		1	Application Analyst Programmer II
	2		2	Total Positions

GF/GP	PR	REC	FY 24	LAND MANAGEMENT IMPLEMENTATION
	1		1	IT Supervisor I
	4		4	IT Project Manager
	1		1	Application Analyst Programmer II
	3		3	IT Business Analyst
	1		1	IT User Support Specialist II
	10		10	Total Positions

GF/GP	PR	REC	FY 24	eGOVERNMENT
	1		1	Chief Application Services
	1		1	IT Supervisor II
	2		2	IT Project Manager
	1		1	Systems Analyst - Senior
	1		1	Application Analyst Programmer II
	1		1	Multi Media Specialist
	1		1	IT User Support Specialist II
	1		1	Engineering Intern (a)
	9		9	Total Positions

(a) PTNE 1,000 hrs/yr. position.

(b) One position reclassified from Manager IT, per BOC Item #22-1927, effective 09/10/22.

TECHNICAL SYSTEMS & NETWORKING			
CP	REC FY 24	TOT FY 24	DEPUTY CIO
0		0	Gen Fund/Gen Purpose
0		0	Special Revenue
55		55	Proprietary
55		55	Total Positions

SR	PR	REC FY 24	ADMINISTRATION
	0	0	Manager IT (c)
	0	0	Total Positions

SR	PR	REC FY 24	SERVER
	1	1	Chief Technical Services
	1	1	IT Supervisor II
	1	1	IT Supervisor I
	1	1	IT Project Manager
	1	1	Network Administrator II
	7	7	Systems Engineer (b)
	3	3	Systems Administrator II
	1	1	IT Deployment Service Technician
	1	1	Engineering Intern (a)
	1	1	Student (a)
	18	18	Total Positions

SR	PR	REC FY 24	WORKSTATION
	1	1	Chief Technical Systems
	1	1	IT Supervisor II (b)
	1	1	Network Administrator II
	2	2	IT Services Technician III
	11	11	IT Services Technician II
	3	3	Database Administrator
	1	1	Computer Operations Supervisor
	5	5	Data Processing Equipment Operator
	25	25	Total Positions

SR	PR	REC FY 24	TELECOM. AND NETWORK
	1	1	Chief Technical Services
	1	1	IT Supervisor II
	1	1	Enterprise Architect
	1	1	Technical Architect
	1	1	IT Project Manager
	1	1	IT Security Specialist
	0	0	Telecommunication Network Supervisor
	2	2	Network Engineer
	3	3	Network Administrator II
	1	1	Network Administrator I
	12	12	Total Positions

- (a) PTNE 1,000 hrs/yr. position.
- (b) Position upwardly reclassified from IT Supervisor I per HR Department audit, effective 10/08/22.
- (c) Position transferred to Administration and retitled Chief Information Officer, per BOC Item #22-1927, effective 09/10/22.

CLEMIS			
CP	REC FY 24	TOT FY 24	APPLICATION SERVICES DIRECTOR (CRIMINAL JUSTICE)
0		0	Gen Fund/Gen Purpose
0		0	Special Revenue
44	1(1)	44	Proprietary
44	1(1)	44	Total Positions

SR	PR	REC	FY 24	ADMINISTRATION (a)
	1		1	Application Services Director - CJ (f)
	1		1	Chief CLEMIS
	1		1	IT Project Manager
	0	1	1	9-1-1 Coordinator
	1		1	IT User Support Specialist II
	2		2	Project Support Specialist
	1		1	Student (e)
	7	1	8	Total Positions

SR	PR	REC	FY 24	PUBLIC SAFETY APPLICATIONS (a)
	1		1	IT Supervisor II
	1		1	Systems Analyst - Senior
	2		2	Application Analyst Programmer III
	1		1	Application Analyst Programmer II
	2		2	IT Business Analyst
	1		1	IT Services Technician II
	8		8	Total Positions

GF/GP	PR	REC	FY 24	TECHNICAL SERVICES (c)
	1	(1)	0	Administrator CLEMIS
	1		1	IT Supervisor I
	1		1	IT Services Technician III
	6		6	IT Services Technician II (d)
	1		1	Telephone Communications Technician
	1		1	Project Support Specialist
	11	(1)	10	Total Positions

SR	PR	REC	FY 24	SUPPORT SERVICES (a)
	1		1	IT Supervisor I
	1		1	Database Administrator
	1		0	Technical Operations Supervisor
	1		1	Application Analyst Programmer I
	1		2	IT Business Analyst
	1		1	Project Support Specialist
	6		6	Total Positions

SR	PR	REC	FY 24	BIOMETRICS & CORRECTIONS (a,b)
	1		1	IT Supervisor I
	1		1	Systems Analyst - Senior
	1		1	Application Analyst Programmer III
	4		4	IT Business Analyst
	4		4	IT User Support Specialist II
	1		1	IT Services Technician II
	12		12	Total Positions

- (a) Positions show in IT/CLEMIS on salaries pages.
- (b) Corrections includes Jail Management Systems. Biometric includes Mugshot and Live Scan systems.
- (c) Position(s) show in IT/Public Safety & Radio Communications on salaries pages.
- (d) Three (3) positions show in CLEMIS and four (4) positions show in Public Safety & Radio on salaries pages.
- (e) Includes one (1) PTNE 1,240 hrs/yr. position.
- (f) One position reclassified from Manager IT, per BOC Item #22-1927, effective 09/10/22.
- (g) Position requested to be reclassified from Office Support Clerk Senior per FY24 Budget. Recommended.

Prepared by Human Resource Dept. 07/01/2023

ECONOMIC DEVELOPMENT			
CP	REC FY 24	TOT FY 24	DIRECTOR ECONOMIC DEVELOPMENT
60	(1)	58	Gen Fund/Gen Purpose
16		16	Special Revenue
33	3	36	Proprietary
109	3(1)	110	Total Positions

ADMINISTRATION (b)			
CP	REC FY 24	TOT FY 24	DIRECTOR ECONOMIC DEVELOPMENT
11	(1)	9	Gen Fund/Gen Purpose
0		0	Special Revenue
11	(1)	9	Total Positions

PLANNING & LOCAL BUSINESS DEVELOPMENT			
CP	REC FY 24	TOT FY 24	MANAGER PLANNING
17		17	Gen Fund/Gen Purpose
0		0	Special Revenue
17		17	Total Positions

WORKFORCE DEVELOPMENT			
CP	REC FY 24	TOT FY 24	MANAGER - WORKFORCE DEVELOPMENT
1		1	Gen Fund/Gen Purpose
10		10	Special Revenue
11		11	Total Positions

BUSINESS DEVELOPMENT			
CP	REC FY 24	TOT FY 24	MANAGER BUSINESS DEV MANAGER NAT/INT'L BUS DEV
15		15	Gen Fund/Gen Purpose
6		6	Special Revenue
21		21	Total Positions

VETERANS SERVICES			
CP	REC FY 24	TOT FY 24	MANAGER VETERANS SERVICES
16		16	Gen Fund/Gen Purpose
0		0	Special Revenue
16		16	Total Positions

AVIATION & TRANSPORTATION			
CP	REC FY 24	TOT FY 24	MANAGER AVIATION & TRANSPORTATION
0		0	Gen Fund/Gen Purpose
30	3	33	Proprietary
30	3	33	Total Positions

TRANSIT (a)			
CP	REC FY 24	TOT FY 24	MANAGER TRANSIT
0		0	Gen Fund/Gen Purpose
3		3	Proprietary
3		3	Total Positions

(a) Transit Division created, per Misc. Res. #22426, effective 12/17/22.

(b) One (1) position requested to be transferred to Information Technology, and funding changed to PR, per FY24 Budget. Recommended.

Prepared by Human Resources Dept. 07/01/23

ECONOMIC DEVELOPMENT				
CP	REC FY 24	TOT FY 24	DIRECTOR ECONOMIC DEVELOPMENT	
11	(1)	9	Gen Fund/Gen Purpose	
			Special Revenue	
11	(1)	9	Total Positions	
GF/GP	SR	REC	FY 24	ADMINISTRATION (a)
1			1	Director Economic Development
1			1	Executive Secretary
2			2	Total Positions
GF/GP	SR	REC	FY 24	EXT. AFFAIRS & BUSINESS INFO.
1		(1)	0	Administrator External Affairs & Bus. Info.
3			2	Economic Development Analyst (b,c)
5			5	Digital Marketing & Comm. Coord.
9		(1)	7	Total Positions

- (a) Positions show in Economic Development on salaries pages.
(b) One (1) position upwardly reclassified from GIS/CAD Technician - Senior, per H.R. Dept. Audit, effective 9/10/22.
(c) One (1) position requested to be transferred to Information Technology, and funding changed to PR, per FY24 Budget. Recommended.

Prepared by Human Resources Dept. 07/01/23

PLANNING & LOCAL BUSINESS DEVELOPMENT			
CP	REC FY 24	TOT FY 24	MANAGER - PLANNING & ECONOMIC DEV. SVCS.
17		17	Gen Fund/Gen Purpose
0		0	Special Revenue
17		17	Total Positions

GF/GP	SR	REC	FY 24	ADMINISTRATION
1			1	Manager Planning
1			1	Total Positions

GF/GP	SR	REC	FY 24	LOCAL BUSINESS DEVELOPMENT (d)
1			1	Administrator Business Retention & Expansion
1			1	Administrator Local Business Development
1			1	Business Development Representative
1			1	Planner - Principal
1			1	Planner - Associate
1			1	Marketing Coordinator (a)
6			6	Total Positions

GF/GP	SR	REC	FY 24	PLANNING, ZONING & LAND USE
1			1	Supervisor Planning, Zoning, & Land Use
1			1	Business Development Representative - Senior
1			1	Planner - Principal
2			2	Planner - Senior
5			5	Total Positions

GF/GP	SR	REC	FY 24	TRAILS, TRANSPORTATION & ENVIRONMENT
1			1	Administrator Trails, Transport & Environment
1			1	GIS/CAD Technician - Senior
2			2	Planner - Principal
1			1	Planner - Associate
5			5	Total Positions

(a) PTNE 1,000 hrs/yr. position(s).

Prepared by Human Resources Dept. 07/01/23

BUSINESS DEVELOPMENT			
CP	REC FY 24	TOT FY 24	MANAGER BUSINESS DEV MANAGER NAT/INT'L BUS DEV
15		15	Gen Fund/Gen Purpose
6		6	Special Revenue
21		21	Total Positions

GF/GP	SR	REC	FY 24	ADMINISTRATION
1			1	Manager National & Int'l Business Dev.
1			1	Manager Business Development
2			2	Total Positions

GF/GP	SR	REC	FY 24	NAT. & INT'L BUS. ATTRACTION
1			1	Business Development Rep. - Senior
1			1	Technical Office Specialist (a)
2			2	Total Positions

GF/GP	SR	REC	FY 24	BUS. RETENTION & EXPANSION
4			4	Business Development Rep. - Senior
1			1	Business Development Coordinator
5			5	Total Positions

GF/GP	SR	REC	FY 24	FINANCIAL SERVICES
1			1	Administrator Financial Services
	1		1	Business Development Rep. - Senior
	1		1	Business Development Representative
	1		1	Loan & Finance Officer
	2		2	Loan Coordinator
	1		1	Loan Closer
1	6		7	Total Positions

GF/GP	SR	REC	FY 24	EMERGING GROWTH & INNOV.
1			1	Administrator Emerg. Growth & Innov.
4			4	Business Development Rep. - Senior
5			5	Total Positions

(a) PTNE 1,000 hrs/yr. position(s).

Prepared by Human Resources Dept. 07/01/23

PRIVATE INDUSTRY COUNCIL
(Mandated by Job Training
Partnership Act 38 Members)

CHIEF ELECTED OFFICIAL
(County Executive)

WORKFORCE DEVELOPMENT (a)			
CP	REC FY 24	TOT FY 24	MANAGER WORKFORCE DEVELOPMENT
1		1	Gen Fund/Gen Purpose
10		10	Special Revenue
11		11	Total Positions

GF/GP	SR	REC	FY 24	ADMINISTRATION
	1		1	Manager Workforce Development
1			1	Administrator Workforce Development
	1		1	Staff Assistant - Workforce Development
	1		1	Secretary
1	3		4	Total Positions

GF/GP	SR	REC	FY 24	OPERATIONS
	4		4	Workforce Development Specialist
	1		1	Financial Services Technician II
	2		2	Office Support Clerk
	7		7	Total Positions

(a) All positions show in Administration Unit on salaries pages and funded by State and Federal Workforce Development grants.

Prepared by Human Resources Dept. 07/01/23

VETERANS SERVICES			
CP	REC FY 24	TOT FY 24	MANAGER VETERANS SERVICES
16		16	Gen Fund/Gen Purpose
			Special Revenue
16		16	Total Positions

GF/GP	SR	FY 24	VETERANS SERVICES
1		1	Manager Veterans Services
1		1	Secretary
1		1	Technical Office Specialist
2		2	Veterans Benefits Supervisor
2		2	Veterans Benefits Coordinator
1		1	Digital Marketing & Comm. Coord.
6		6	Veterans Benefits Counselor II
1		1	Office Support Clerk - Senior
1		1	Client Transporter
16		16	Total Positions

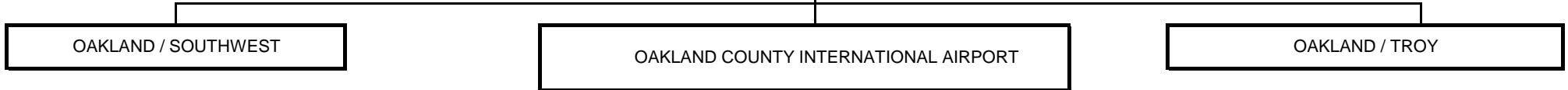
FY 24	SOLDIERS' RELIEF COMM. (a)
1	Chairperson
1	Vice-Chairperson
1	Secretary
3	Total Positions

(a) Non-funded positions. Members appointed by Probate Court Judges & receive per diem plus mileage only.

Prepared by Human Resources Dept. 07/01/23

AVIATION & TRANSPORTATION (a)			
CP	REC FY 24	TOT FY 24	MANAGER AVIATION & TRANSPORTATION
0		0	Gen Fund/Gen Purpose
30	3	33	Proprietary
30	3	33	Total Positions

GF/GP	PR	REC	FY 24	ADMINISTRATION
	1		1	Manager Aviation & Transportation
	1		1	Total Positions



GF/GP	PR	REC	FY 24	MAINT. & CRASH, FIRE, RESCUE
	1		1	Chief Airport Maintenance & Operations
	1		1	Airport Maintenance & Rescue Supervisor
	1		1	Airport Maintenance & Rescue Specialist III
	10	3	13	Airport Maintenance & Rescue Specialist II (b,f)
	2		2	Airport Maintenance & Rescue Specialist I (c)
	1		1	Maintenance Laborer
	16	3	19	Total Positions

GF/GP	PR	REC	FY 24	OPERATIONS
	2		2	Airport Administration Specialist (b,e)
	1		1	Airport Operations Coordinator (d)
	1		1	Financial Services Tech. II
	1		1	Office Support Clerk - Senior
	8		8	General Helper (b)
	13		13	Total Positions

- (a) All positions show in Administration on salaries pages.
- (b) Includes one (1) PTNE 1,000 hrs/yr. position.
- (c) One (1) position upwardly reclassified from Maintenance Laborer, per H.R. Dept. Audit, effective 10/8/22.
- (d) One (1) position upwardly reclassified from Maintenance Laborer, per H.R. Dept. Audit, effective 11/19/22.
- (e) One (1) position upwardly reclassified from Airport Operations Specialist, per H.R. Dept. Audit, effective 11/19/22.
- (f) Three (3) PTNE 1,000 hrs/yr. positions requested to be created, per FY24 Budget. Recommended.

Prepared by Human Resources Dept. 07/01/23

TRANSIT (a)			
CP	REC FY 24	TOT FY 24	MANAGER TRANSIT
0		0	Gen Fund/Gen Purpose
3		3	Proprietary
3		3	Total Positions

GF/GP	PR	REC	FY 24	ADMINISTRATION
	1		1	Manager Transit (b)
	1		1	Total Positions

GF/GP	PR	REC	FY 24	TRANSIT SERVICES
	2		2	Planner Principal (b)
	2		2	Total Positions

(a) Division created, per Misc. Res. #22426, effective 12/17/22.

(b) Position(s) created, per Misc. Res. #22426, effective 12/17/22.

Prepared by Human Resources Dept. 07/01/23

EMERGENCY MANAGEMENT & HOMELAND SECURITY			
CP	REC FY 24	TOT FY 24	DIRECTOR EMERGENCY MGMT & HOMELAND SEC.
10		10	Gen Fund/Gen Purpose
3	1	4	Special Revenue
29		29	Proprietary
42	1	43	Total Positions

EMERGENCY MANAGEMENT			
CP	REC FY 24	TOT FY 24	CHIEF EMERGENCY MANAGEMENT
10		10	Gen Fund/Gen Purpose
3	1	4	Special Revenue
0		0	Proprietary
13	1	14	Total Positions

BUILDING SAFETY			
CP	REC FY 24	TOT FY 24	CHIEF BUILDING SAFETY
0		0	Gen Fund/Gen Purpose
0		0	Special Revenue
29		29	Proprietary
29		29	Total Positions

Prepared by Human Resources Dept. 07/01/23

EMERGENCY MANAGEMENT (d)				
CP	REC FY 24	TOT FY 24	DIRECTOR - EMERGENCY MANAGEMENT & HOMELAND SEC.	
10		10	Gen Fund/Gen Purpose	
3	1	4	Special Revenue	
13	1	14	Total Positions	

GF/GP	SR	REC	FY 24	ADMINISTRATION
1			1	Director Emergency Mgmt. & Homeland Sec.
1			1	Chief Emergency Management (a)
	0	1	1	Emergency Management Warehouse Supervisor
1			1	Secretary
3	0	1	4	Total Positions

GF/GP	SR	REC	FY 24	PLANNING
4	1		5	Emergency Management Specialist (e)
	2		2	Homeland Security Regional SAP (b)
1			1	Financial Services Technician III
1			1	General Helper
1			1	Technical Office Specialist (c)
7	3		10	Total Positions

- (a) Position partially reimbursed by the Homeland Security Performance Grant Agreement.
- (b) Positions funded by Homeland Security FEMA Grant.
- (c) Includes one (1) GF/GP PTNE 1,000 hrs/yr. position.
- (d) One (1) Captain position from the Sheriff's Department works on law enforcement issues related to this unit.
- (e) four (4) positons reclassified from Homeland Security Specialist and one (1) position reclassified from Emergency Management Coordinator per Misc. Res. #22260, effective 7/16/2022

Prepared by Human Resources Dept. 07/01/23

BUILDING SAFETY			
CP	REC FY 24	TOT FY 24	DIRECTOR EMERGENCY MGMT. & HOMELAND SEC.
0		0	Gen Fund/Gen Purpose
0		0	Special Revenue
29		29	Proprietary Funded
29		29	Total Positions

GF/GP	PR	REC	FY 24	BUILDING SAFETY
	1		1	Chief Building Safety
	5		5	Building Safety Shift Leader (a)
	1		1	Security Systems Supervisor
	3		3	Security Systems Specialist
	2		2	Alarm Technician
	1		1	Locksmith
	1		1	Technical Office Specialist (d)
	7		7	Safety Dispatcher
	6		6	Building Safety Attendant
	2		2	General Helper (b,c)
	29		29	Total Positions

- (a) Includes two (2) PTNE 1,000 hrs/yr. positions.
- (b) PTNE 1,000 hrs/yr. position(s).
- (c) Includes one (1) position assigned to South Health Division office.
- (d) Position funded 75% PR and 25% GF/GP.

Prepared by Human Resources Dept. 07/01/23

DEPARTMENT OF PUBLIC COMMUNICATIONS			
CP	REC FY 24	TOT FY 24	DIRECTOR OF PUBLIC COMMUNICATONS
18	1	19	Gen Fund/Gen Purpose
4		4	Special Revenue
1		1	Proprietary
23	1	24	Total Positions

GF/GP	SR	REC	FY 24	ADMINISTRATION
1			1	Director of Public Communications
1			1	Total Positions

GF/GP	SR	REC	FY 24	MEDIA RELATIONS
1			1	Public Information Officer
1			1	Total Positions

GF/GP	SR	REC	FY 24	MARKETING & COMMUNICATIONS
1			1	Marketing & Communications Officer
2			2	Digital Marketing & Comm. Coordinator
1	1		2	Technical Office Specialist (c,d)
4	1		5	Total Positions

GF/GP	SR	REC	FY 24	COMMUNITY ENGAGEMENT
1			1	Community Engagement Manager
1			1	Chief Older Adult Services
	2		2	Community Engagement Representative (c)
		1	1	Communication & Marketing Assistant (h)
2	2	1	5	Total Positions

GF/GP	SR	REC	FY 24	STRATEGIC COMMUNICATIONS
1			1	Senior Communications Advisor
	1		1	Communication & Marketing Assistant (c)
2			2	Digital Marketing & Comm. Coordinator (e,f)
1			1	Graphic Designer (a,e)
4	1		5	Total Positions

GF/GP	PR	REC	FY 24	CREATIVE OPERATIONS
1			1	Marketing & Communications Officer
2			2	Multimedia Specialist
1	1		2	Digital Marketing & Comm. Coordinator (b)
2			2	Graphic Designer (g)
6	1		7	Total Positions

- (a) PTNE 1,000 hrs/yr. position(s).
- (b) One (1) PR position funded by Fringe Benefit Fund.
- (c) SR position(s) funded by the American Rescue Plan Act, with a sunset date of 12/31/24.
- (d) One (1) GF/GP position transferred from Creative Operations, per Misc. Res. #23052, effective 3/25/23.
- (e) One (1) position transferred from Marketing & Communications, per Misc. Res. #23052, effective 3/25/23.
- (f) One (1) position created, per Misc. Res. #23052, effective 3/25/23.
- (g) Two (2) positions created, per Misc. Res. #23052, effective 3/25/23.
- (h) One (1) GF/GP position requested to be created, per FY24 Budget. Recommended.

Prepared by Human Resources Dept. 07/01/23

**GENERAL FUND/GENERAL PURPOSE
OPERATIONS**

Department:	Circuit Court	OAKLAND COUNTY, MICHIGAN						
Fund:	Budget - General Fund General Purpose	FY2024 AND FY2025 AND FY2026 County Executive Recommended Budget						

Account Number/Description	FY 2022	FY 2023		FY 2024	FY 2025	FY 2024	FY 2025	FY 2026
	Actual	Adopted Budget	Amended Budget	Amended Plan	Amended Plan	County Exec. Recommended	County Exec. Recommended	County Exec. Recommended

Revenues

Revenue									
Intergovernmental Program Reimbursement									
625007	Circuit Court Judge Salary	224,331	-	-	-	-	-	-	-
625414	Drug Case Management	2,775	4,500	4,500	4,500	4,500	4,500	4,500	4,500
		227,106	4,500	4,500	4,500	4,500	4,500	4,500	4,500

Charges for Services

630035	Adoptive Info Request Fee	9,775	15,000	15,000	15,000	15,000	-	-	-
630105	Assessment Fees	902	2,500	2,500	2,500	2,500	-	-	-
630140	Board and Care	712,852	900,000	60,000	-	-	-	-	-
630245	Civil Mediation Payments	657,900	500,000	500,000	500,000	500,000	300,000	300,000	300,000
630385	Costs	281,811	400,500	400,500	400,500	400,500	30,500	30,500	30,500
630406	Court Service Fees Probation	62,020	100,000	100,000	100,000	100,000	-	-	-
630413	Court Service Fees Traffic	3,585	5,000	5,000	5,000	5,000	5,000	5,000	5,000
630441	CVR County Portion	441	500	500	500	500	500	500	500
630552	Diversion Fees	1,759	1,000	1,000	1,000	1,000	-	-	-
630560	DNA Testing Fees	2,751	-	-	-	-	1,000	1,000	1,000
630791	Forensic Lab Fees	456	-	-	-	-	100	100	100
630840	Govt Benefit Board and Care	72,763	150,000	20,000	-	-	-	-	-
631010	Judge On Line Services	965	-	-	-	-	-	-	-
631015	Jury Fees	90,764	200,000	200,000	200,000	200,000	200,000	200,000	200,000
631176	Mediation Fines	2,888	30,000	30,000	30,000	30,000	3,000	3,000	3,000
631253	Miscellaneous Revenue	9,464	24,000	24,000	24,000	24,000	1,500	1,500	1,500
631596	Probation Fees	13	-	-	-	-	-	-	-
631736	Refund Fees PD Def Attorney	1,858,867	-	-	-	-	-	-	-
631737	Refund Fees Appeal Attorney	12,632	-	-	-	-	-	-	-
631792	Reimb Clinical Evaluations	21,415	30,000	30,000	30,000	30,000	-	-	-
631806	Reimb Court Services	8,484	4,000	4,000	4,000	4,000	7,500	7,500	7,500
631827	Reimb General	-	-	-	-	-	125,000	125,000	125,000
631883	Reimb State County Agent	180,533	180,000	180,000	180,000	180,000	180,000	180,000	180,000
632079	Service Fees	2,775	7,000	7,000	7,000	7,000	-	-	-
632342	Tours	513	6,000	6,000	6,000	6,000	-	-	-
632408	Video Copying	100	-	-	-	-	100	100	100
630105	Assessment Fees	-	-	-	-	-	-	-	-
630140	Board and Care	-	-	-	-	-	-	-	-
630385	Costs	-	-	-	-	-	-	-	-
630406	Food Plan Reviews	-	-	-	-	-	-	-	-
630840	Govt Benefit Board and Care	-	-	-	-	-	-	-	-
631010	Judge On Line Services	-	-	-	-	-	-	-	-
631176	Mediation Fines	-	-	-	-	-	-	-	-
631253	Miscellaneous Charges for Services	-	-	-	-	-	-	-	-
631736	Refund Fees PD Def Attorney	-	-	-	-	-	-	-	-
631737	Refund Fees Appeal Attorney	-	-	-	-	-	-	-	-
631792	Reimb Clinical Evaluations	-	-	-	-	-	-	-	-
632079	Service Fees	-	-	-	-	-	-	-	-
		3,996,425	2,555,500	1,585,500	1,505,500	1,505,500	854,200	854,200	854,200

Department:	Circuit Court	OAKLAND COUNTY, MICHIGAN						
Fund:	Budget - General Fund General Purpose	FY2024 AND FY2025 AND FY2026 County Executive Recommended Budget						

Account Number/Description	FY 2022	FY 2023		FY 2024	FY 2025	FY 2024	FY 2025	FY 2026
	Actual	Adopted Budget	Amended Budget	Amended Plan	Amended Plan	County Exec. Recommended	County Exec. Recommended	County Exec. Recommended
Revenue	4,223,531	2,560,000	1,590,000	1,510,000	1,510,000	858,700	858,700	858,700
Grand Total Revenues	4,223,531	2,560,000	1,590,000	1,510,000	1,510,000	858,700	858,700	858,700

Expenditures

Personnel								
Salaries Regular								
702010	Salaries Regular	14,703,301	18,559,900	18,625,286	18,630,618	18,630,618	19,294,002	20,404,686
702030	Holiday	762,010	-	-	-	-	-	-
702050	Annual Leave	818,239	-	-	-	-	-	-
702073	Parental Leave	58,552	-	-	-	-	-	-
702080	Sick Leave	337,019	-	-	-	-	-	-
702120	Jury Duty	236	-	-	-	-	-	-
702190	Workers Compensation Pay	1,250	-	-	-	-	-	-
702200	Death Leave	23,922	-	-	-	-	-	-
702300	Disaster Non-Prod Salaries	29,646	-	-	-	-	-	-
712020	Overtime	996	41,000	41,000	41,000	41,000	41,000	41,000
		16,735,170	18,600,900	18,666,286	18,671,618	18,671,618	19,335,002	20,445,686
Fringe Benefits								
722740	Fringe Benefits Expense	(2,616)	-	-	-	-	-	-
722750	Workers Compensation	40,701	47,188	47,188	47,188	47,188	44,652	46,860
722760	Group Life	34,945	39,499	39,499	39,499	39,499	42,868	45,285
722770	Retirement	4,024,679	4,685,334	4,685,334	4,685,334	4,685,334	4,724,105	5,078,024
722780	Hospitalization (Personnel)	2,226,385	2,776,796	2,776,796	2,776,796	2,776,796	3,403,655	4,310,960
722790	Social Security	1,168,784	1,395,072	1,395,072	1,395,072	1,395,072	1,367,711	1,449,571
722800	Dental	248,123	262,315	262,315	262,315	262,315	220,213	227,953
722810	Disability	234,810	271,804	271,804	271,804	271,804	286,798	303,892
722820	Unemployment Insurance (Personnel)	15,877	17,718	17,718	17,718	17,718	10,996	11,662
722850	Optical	22,348	24,040	24,040	24,040	24,040	6,756	7,626
722900	Fringe Benefit Adjustments	-	(56,498)	(33,608)	(31,742)	(31,742)	19,366	19,366
		8,014,037	9,463,268	9,486,158	9,488,024	9,488,024	10,127,119	11,501,199
Personnel		24,749,207	28,064,168	28,152,444	28,159,642	28,159,642	29,462,121	31,946,886

Operating Expenses

Contractual Services								
730926	Indirect Costs	98,604	98,293	98,293	98,293	98,293	98,293	98,293
730982	Interpreter Fees	62,908	98,500	98,500	98,500	98,500	98,500	98,500
731010	Juror Fees and Mileage	240,582	450,670	450,670	450,670	450,670	475,000	475,000
731059	Laundry and Cleaning	79	500	500	500	500	250	250
731101	Library Continuations	106,650	72,908	72,908	72,908	72,908	103,000	103,000
731213	Membership Dues	16,861	21,000	21,000	21,000	21,000	21,000	21,000
731339	Periodicals Books Publ Sub	1,442	-	-	-	-	1,500	1,500
731346	Personal Mileage	39,585	81,904	81,904	81,904	81,904	84,304	84,304
731388	Printing	9,124	42,000	42,000	42,000	42,000	35,000	35,000
731416	Priv Institutions Residential	868,390	2,700,000	2,700,000	2,700,000	2,700,000	2,700,000	2,700,000
731458	Professional Services	160,055	282,148	390,670	277,148	277,148	277,148	277,148
731577	Refund Prior Years Revenue	79,114	-	-	-	-	-	-
731780	Software Support Maintenance	27,374	29,172	30,922	29,172	29,172	29,172	29,172

Department:	Circuit Court	OAKLAND COUNTY, MICHIGAN							
Fund:	Budget - General Fund General Purpose	FY2024 AND FY2025 AND FY2026 County Executive Recommended Budget							

Account Number/Description	FY 2022	FY 2023		FY 2024	FY 2025	FY 2024	FY 2025	FY 2026	
	Actual	Adopted Budget	Amended Budget	Amended Plan	Amended Plan	County Exec. Recommended	County Exec. Recommended	County Exec. Recommended	
731822	Special Projects	15,600	-	78,295	-	-	-	-	
731843	State Institutions	1,145,093	4,403,188	4,403,188	4,395,618	4,395,618	4,395,618	4,395,618	
731941	Training	23,137	94,100	94,100	94,100	94,100	60,000	60,000	
731962	Transcript on Appeals	63,481	170,000	170,000	170,000	170,000	170,000	170,000	
732018	Travel and Conference	32,245	20,000	21,500	21,500	21,500	77,000	77,000	
732020	Travel Employee Taxable Meals	46	-	-	-	-	-	-	
732081	Visiting Judges	56,740	70,843	100,843	70,843	70,843	70,843	70,843	
732158	Witness Fees and Mileage	-	500	500	500	500	500	500	
732165	Workshops and Meeting	690	5,200	5,200	5,200	5,200	5,200	5,200	
730037	Adj Prior Years Exp	3,156	-	-	-	-	-	-	
730072	Advertising	5,688	18,000	18,000	18,000	18,000	18,000	18,000	
730107	Attorney Fees Mediators	603,900	575,000	575,000	575,000	575,000	400,000	400,000	
730226	Car Allowance	2,638	2,400	2,400	2,400	2,400	-	-	
730338	Computer Research Service	45,663	51,500	85,970	51,500	51,500	51,500	51,500	
730373	Contracted Services	1,284	-	4,716	-	-	-	-	
730415	Court Reporter Services	-	8,000	8,000	8,000	8,000	8,000	8,000	
730422	Court Transcripts	9,783	20,000	20,000	20,000	20,000	20,000	20,000	
730450	Defense Atty Fees	473,415	847,120	847,120	847,120	847,120	847,120	847,120	
730457	Defense Atty Fees Appellate	106,849	313,826	313,826	313,826	313,826	350,000	350,000	
730458	Defense Atty Fees Arraignment	1,138	-	-	-	-	-	-	
730471	Defense Atty Fees Paternity	7,995	20,130	20,130	20,130	20,130	20,130	20,130	
730478	Defense Atty Fees PPO	9,973	11,472	11,472	11,472	11,472	11,472	11,472	
730485	Defense Atty Fees Support	11,278	5,086	5,086	5,086	5,086	5,086	5,086	
730527	Direct Client Services	498	-	-	-	-	-	-	
730585	Employee License-Certification	20	-	-	-	-	-	-	
730646	Equipment Maintenance	728	10,000	10,000	10,000	10,000	10,000	10,000	
730688	Expert Witness Fee and Mileage	3,000	16,140	16,140	16,140	16,140	209,000	209,000	
730723	Fees Guardian Ad Litem	321,822	542,243	542,243	542,243	542,243	542,243	542,243	
		4,656,623	11,081,843	11,341,096	11,070,773	11,070,773	11,194,879	11,194,879	11,194,879

Commodities								
750448	Postage - Standard Mailing	10,265	25,000	25,000	25,000	25,000	25,000	25,000
750539	Testing Materials	353	14,250	14,855	14,250	14,250	14,250	14,250
750581	Uniforms	-	-	-	-	250	250	250
750049	Computer Supplies	-	4,100	4,100	4,100	4,100	4,100	4,100
750119	Dry Goods and Clothing	2,266	5,100	5,100	5,100	5,100	5,100	5,100
750154	Expendable Equipment	121,933	35,000	543,892	35,000	35,000	35,000	35,000
750245	Incentives	4,138	3,500	6,000	6,000	6,000	6,000	6,000
750392	Metered Postage Expense	35,860	60,000	60,000	60,000	60,000	60,000	60,000
750399	Office Supplies	64,604	150,108	151,108	151,108	151,108	151,108	151,108
		239,419	297,058	810,055	300,558	300,558	300,808	300,808

Operating Expenses	4,896,042	11,378,901	12,151,151	11,371,331	11,371,331	11,495,687	11,495,687	11,495,687
---------------------------	------------------	-------------------	-------------------	-------------------	-------------------	-------------------	-------------------	-------------------

Internal Support									
Internal Services									
770631	Bldg Space Cost Allocation	2,890,015	2,823,876	2,823,876	3,167,267	3,197,820	3,011,184	3,294,454	3,367,593
772618	Equipment Rental	236,187	175,786	175,786	175,786	175,786	175,786	175,786	175,786
773535	Info Tech CLEMIS	24,880	22,424	22,424	22,424	22,424	22,424	22,424	22,424
773630	Info Tech Development	1,035,681	-	584,091	-	-	-	-	-
774636	Info Tech Operations	2,210,860	1,810,928	1,810,928	1,810,928	1,810,928	1,832,128	1,832,128	1,832,128
774637	Info Tech Managed Print Svcs	62,737	70,233	70,233	70,233	70,233	70,233	70,233	70,233

Department:		Circuit Court		OAKLAND COUNTY, MICHIGAN					
Fund:		Budget - General Fund General Purpose		FY2024 AND FY2025 AND FY2026 County Executive Recommended Budget					
Account Number/Description		FY 2022	FY 2023		FY 2024	FY 2025	FY 2024	FY 2025	FY 2026
		Actual	Adopted Budget	Amended Budget	Amended Plan	Amended Plan	County Exec. Recommended	County Exec. Recommended	County Exec. Recommended
774677	Insurance Fund	274,967	96,885	96,885	97,646	98,411	200,598	200,598	200,598
775754	Maintenance Department Charges	82,397	-	53,270	-	-	-	-	-
778675	Telephone Communications	308,467	227,049	227,049	227,049	227,049	235,680	235,680	235,680
		7,126,191	5,227,181	5,864,542	5,571,333	5,602,651	5,548,033	5,831,303	5,904,442
Internal Support		7,126,191	5,227,181	5,864,542	5,571,333	5,602,651	5,548,033	5,831,303	5,904,442
Transfers/Other Sources (Uses)									
Transfers Out									
788001	Transfers Out	8,419,365	6,805,982	6,805,982	6,805,982	6,805,982	6,805,982	6,805,982	6,805,982
		8,419,365	6,805,982	6,805,982	6,805,982	6,805,982	6,805,982	6,805,982	6,805,982
Transfers/Other Sources (Uses)		8,419,365	6,805,982	6,805,982	6,805,982	6,805,982	6,805,982	6,805,982	6,805,982
Grand Total Expenditures		45,190,805	51,476,232	52,974,119	51,908,288	51,939,606	53,311,824	54,840,316	56,152,997

Department:	Circuit Court	OAKLAND COUNTY, MICHIGAN						
Division:	Judicial / Administration	FY2024 AND FY2025 AND FY2026 County Executive Recommended Budget						
Fund:	Budget - General Fund General Purpose							

Account Number/Description	FY 2022	FY 2023		FY 2024	FY 2025	FY 2024	FY 2025	FY 2026
	Actual	Adopted Budget	Amended Budget	Amended Plan	Amended Plan	County Exec. Recommended	County Exec. Recommended	County Exec. Recommended
Revenues								
Revenue								
Intergovernmental Program Reimbursement								
625007 Circuit Court Judge Salary	224,331	-	-	-	-	-	-	-
	224,331	-	-	-	-	-	-	-
Revenue	224,331	-	-	-	-	-	-	-
Grand Total Revenues	224,331	-	-	-	-	-	-	-

Expenditures

Personnel								
Salaries Regular								
702010 Salaries Regular	6,042,658	7,226,122	7,281,440	7,281,440	7,281,440	7,564,721	7,787,300	7,990,050
702030 Holiday	277,739	-	-	-	-	-	-	-
702050 Annual Leave	213,164	-	-	-	-	-	-	-
702073 Parental Leave	20,094	-	-	-	-	-	-	-
702080 Sick Leave	120,140	-	-	-	-	-	-	-
702120 Jury Duty	101	-	-	-	-	-	-	-
702200 Death Leave	4,043	-	-	-	-	-	-	-
702300 Disaster Non-Prod Salaries	7,121	-	-	-	-	-	-	-
	6,685,061	7,226,122	7,281,440	7,281,440	7,281,440	7,564,721	7,787,300	7,990,050
Fringe Benefits								
722750 Workers Compensation	6,015	8,005	8,005	8,005	8,005	6,008	6,186	6,348
722760 Group Life	14,012	15,690	15,690	15,690	15,690	17,131	17,634	18,085
722770 Retirement	1,606,541	1,847,247	1,847,247	1,847,247	1,847,247	1,913,278	1,965,826	2,054,228
722780 Hospitalization (Personnel)	900,812	1,121,675	1,121,675	1,121,675	1,121,675	1,373,300	1,564,189	1,739,378
722790 Social Security	428,170	549,424	549,424	549,424	549,424	499,286	516,658	531,810
722800 Dental	102,225	106,804	106,804	106,804	106,804	90,860	91,314	94,053
722810 Disability	82,363	98,798	98,798	98,798	98,798	105,657	109,233	112,490
722820 Unemployment Insurance (Personnel)	5,798	6,291	6,291	6,291	6,291	3,958	4,092	4,214
722850 Optical	9,196	9,768	9,768	9,768	9,768	2,798	3,008	3,158
722900 Fringe Benefit Adjustments	-	(15,403)	3,963	3,963	3,963	19,366	19,366	19,366
	3,155,132	3,748,299	3,767,665	3,767,665	3,767,665	4,031,641	4,297,506	4,583,130
Personnel	9,840,193	10,974,421	11,049,105	11,049,105	11,049,105	11,596,362	12,084,806	12,573,180

Operating Expenses

Contractual Services								
731101 Library Continuations	106,231	72,908	72,908	72,908	72,908	103,000	103,000	103,000
731213 Membership Dues	6,464	5,100	5,100	5,100	5,100	5,100	5,100	5,100
731346 Personal Mileage	903	4,640	4,640	4,640	4,640	4,640	4,640	4,640
731388 Printing	339	4,988	4,988	4,988	4,988	4,988	4,988	4,988
731458 Professional Services	10,312	8,615	8,615	8,615	8,615	8,615	8,615	8,615
731822 Special Projects	15,600	-	78,295	-	-	-	-	-
731941 Training	23,137	92,100	92,100	92,100	92,100	58,000	58,000	58,000

Department:	Circuit Court	OAKLAND COUNTY, MICHIGAN						
Division:	Judicial / Administration	FY2024 AND FY2025 AND FY2026 County Executive Recommended Budget						
Fund:	Budget - General Fund General Purpose							

Account Number/Description	FY 2022	FY 2023		FY 2024	FY 2025	FY 2024	FY 2025	FY 2026
	Actual	Adopted Budget	Amended Budget	Amended Plan	Amended Plan	County Exec. Recommended	County Exec. Recommended	County Exec. Recommended
732018 Travel and Conference	25,790	3,792	3,792	3,792	3,792	59,292	59,292	59,292
732020 Travel Employee Taxable Meals	46	-	-	-	-	-	-	-
730585 Employee License-Certification	20	-	-	-	-	-	-	-
	188,842	192,143	270,438	192,143	192,143	243,635	243,635	243,635
Commodities								
750119 Dry Goods and Clothing	-	1,100	1,100	1,100	1,100	1,100	1,100	1,100
750154 Expendable Equipment	93,228	-	508,892	-	-	-	-	-
750399 Office Supplies	4,390	34,285	34,285	34,285	34,285	34,285	34,285	34,285
	97,618	35,385	544,277	35,385	35,385	35,385	35,385	35,385
Operating Expenses	286,461	227,528	814,715	227,528	227,528	279,020	279,020	279,020
Internal Support								
Internal Services								
770631 Bldg Space Cost Allocation	225,147	219,828	219,828	246,559	248,937	234,132	256,158	261,845
773630 Info Tech Development	53,883	-	42,816	-	-	-	-	-
774636 Info Tech Operations	181,758	101,926	101,926	101,926	101,926	101,926	101,926	101,926
774637 Info Tech Managed Print Svcs	4,287	3,509	3,509	3,509	3,509	3,509	3,509	3,509
774677 Insurance Fund	97,179	40,138	40,138	40,453	40,770	48,717	48,717	48,717
775754 Maintenance Department Charges	82,380	-	53,100	-	-	-	-	-
778675 Telephone Communications	22,803	21,523	21,523	21,523	21,523	22,341	22,341	22,341
	667,437	386,924	482,840	413,970	416,665	410,625	432,651	438,338
Internal Support	667,437	386,924	482,840	413,970	416,665	410,625	432,651	438,338
Grand Total Expenditures	10,794,090	11,588,873	12,346,660	11,690,603	11,693,298	12,286,007	12,796,476	13,290,538

Department:	Circuit Court	OAKLAND COUNTY, MICHIGAN						
Division:	Business Division	FY2024 AND FY2025 AND FY2026 County Executive Recommended Budget						
Fund:	Budget - General Fund General Purpose							

Account Number/Description	FY 2022	FY 2023		FY 2024	FY 2025	FY 2024	FY 2025	FY 2026
	Actual	Adopted Budget	Amended Budget	Amended Plan	Amended Plan	County Exec. Recommended	County Exec. Recommended	County Exec. Recommended

Expenditures

Personnel

Salaries Regular

702010	Salaries Regular	1,216,117	1,548,987	1,548,987	1,548,987	1,548,987	1,552,314	1,611,393	1,661,553
702030	Holiday	67,188	-	-	-	-	-	-	-
702050	Annual Leave	76,289	-	-	-	-	-	-	-
702080	Sick Leave	28,581	-	-	-	-	-	-	-
702200	Death Leave	2,194	-	-	-	-	-	-	-
702300	Disaster Non-Prod Salaries	6,201	-	-	-	-	-	-	-
712020	Overtime	199	5,000	5,000	5,000	5,000	5,000	5,000	5,000
		1,396,770	1,553,987	1,553,987	1,553,987	1,553,987	1,557,314	1,616,393	1,666,553

Fringe Benefits

722750	Workers Compensation	1,256	1,706	1,706	1,706	1,706	1,242	1,289	1,329
722760	Group Life	2,891	3,220	3,220	3,220	3,220	3,379	3,506	3,612
722770	Retirement	331,117	382,307	382,307	382,307	382,307	371,389	384,551	403,996
722780	Hospitalization (Personnel)	205,585	254,952	254,952	254,952	254,952	258,335	294,244	327,199
722790	Social Security	101,746	114,519	114,519	114,519	114,519	114,152	118,431	122,098
722800	Dental	20,948	22,163	22,163	22,163	22,163	17,001	17,086	17,599
722810	Disability	21,346	23,425	23,425	23,425	23,425	23,766	24,657	25,423
722820	Unemployment Insurance (Personnel)	1,397	1,548	1,548	1,548	1,548	931	967	997
722850	Optical	1,912	2,050	2,050	2,050	2,050	499	537	564
722900	Fringe Benefit Adjustments	-	1,625	1,625	1,625	1,625	-	-	-
		688,199	807,515	807,515	807,515	807,515	790,695	845,268	902,817

Personnel

		2,084,970	2,361,502	2,361,502	2,361,502	2,361,502	2,348,009	2,461,661	2,569,370
--	--	------------------	------------------	------------------	------------------	------------------	------------------	------------------	------------------

Operating Expenses

Contractual Services

731213	Membership Dues	-	500	500	500	500	500	500	500
731346	Personal Mileage	467	1,160	1,160	1,160	1,160	1,160	1,160	1,160
731388	Printing	-	510	510	510	510	510	510	510
731780	Software Support Maintenance	-	2,600	2,600	2,600	2,600	2,600	2,600	2,600
732018	Travel and Conference	949	672	672	672	672	672	672	672
732081	Visiting Judges	56,740	70,843	100,843	70,843	70,843	70,843	70,843	70,843
730646	Equipment Maintenance	-	3,300	3,300	3,300	3,300	3,300	3,300	3,300
		58,156	79,585	109,585	79,585	79,585	79,585	79,585	79,585

Commodities

750049	Computer Supplies	-	4,100	4,100	4,100	4,100	4,100	4,100	4,100
750154	Expendable Equipment	4,274	4,000	4,000	4,000	4,000	4,000	4,000	4,000
750392	Metered Postage Expense	2,368	11,200	11,200	11,200	11,200	11,200	11,200	11,200
750399	Office Supplies	5,246	5,142	5,142	5,142	5,142	5,142	5,142	5,142
		11,888	24,442	24,442	24,442	24,442	24,442	24,442	24,442

Operating Expenses

		70,044	104,027	134,027	104,027	104,027	104,027	104,027	104,027
--	--	---------------	----------------	----------------	----------------	----------------	----------------	----------------	----------------

Department:	Circuit Court	OAKLAND COUNTY, MICHIGAN						
Division:	Business Division	FY2024 AND FY2025 AND FY2026 County Executive Recommended Budget						
Fund:	Budget - General Fund General Purpose							

Account Number/Description	FY 2022	FY 2023		FY 2024	FY 2025	FY 2024	FY 2025	FY 2026
	Actual	Adopted Budget	Amended Budget	Amended Plan	Amended Plan	County Exec. Recommended	County Exec. Recommended	County Exec. Recommended
Internal Support								
Internal Services								
770631 Bldg Space Cost Allocation	52,291	51,032	51,032	57,238	57,790	54,286	59,393	60,711
774636 Info Tech Operations	191,234	168,197	168,197	168,197	168,197	168,197	168,197	168,197
774637 Info Tech Managed Print Svcs	6,483	5,324	5,324	5,324	5,324	5,324	5,324	5,324
774677 Insurance Fund	19,388	7,892	7,892	7,954	8,016	9,839	9,839	9,839
778675 Telephone Communications	11,445	8,318	8,318	8,318	8,318	8,634	8,634	8,634
	280,841	240,763	240,763	247,031	247,645	246,280	251,387	252,705
Internal Support	280,841	240,763	240,763	247,031	247,645	246,280	251,387	252,705
Grand Total Expenditures	2,435,855	2,706,292	2,736,292	2,712,560	2,713,174	2,698,316	2,817,075	2,926,102

Department:	Circuit Court	OAKLAND COUNTY, MICHIGAN						
Division:	Civil / Criminal Division							
Fund:	Budget - General Fund General Purpose	FY2024 AND FY2025 AND FY2026 County Executive Recommended Budget						

Account Number/Description	FY 2022	FY 2023		FY 2024	FY 2025	FY 2024	FY 2025	FY 2026
	Actual	Adopted Budget	Amended Budget	Amended Plan	Amended Plan	County Exec. Recommended	County Exec. Recommended	County Exec. Recommended

Revenues

Revenue

Intergovernmental Program Reimbursement

625414	Drug Case Management	2,775	4,500	4,500	4,500	4,500	4,500	4,500	4,500
		2,775	4,500	4,500	4,500	4,500	4,500	4,500	4,500

Charges for Services

630245	Civil Mediation Payments	657,900	500,000	500,000	500,000	500,000	300,000	300,000	300,000
630385	Costs	279,071	400,000	400,000	400,000	400,000	30,000	30,000	30,000
630560	DNA Testing Fees	2,700	-	-	-	-	1,000	1,000	1,000
630791	Forensic Lab Fees	456	-	-	-	-	100	100	100
631010	Judge On Line Services	965	-	-	-	-	-	-	-
631015	Jury Fees	90,764	200,000	200,000	200,000	200,000	200,000	200,000	200,000
631176	Mediation Fines	2,888	30,000	30,000	30,000	30,000	3,000	3,000	3,000
631253	Miscellaneous Revenue	80	-	-	-	-	-	-	-
631736	Refund Fees PD Def Attorney	1,643,823	-	-	-	-	-	-	-
631737	Refund Fees Appeal Attorney	12,632	-	-	-	-	-	-	-
631806	Reimb Court Services	8,484	4,000	4,000	4,000	4,000	7,500	7,500	7,500
631827	Reimb General	-	-	-	-	-	125,000	125,000	125,000
632408	Video Copying	100	-	-	-	-	100	100	100
		2,699,862	1,134,000	1,134,000	1,134,000	1,134,000	666,700	666,700	666,700

Revenue		2,702,637	1,138,500	1,138,500	1,138,500	1,138,500	671,200	671,200	671,200
----------------	--	------------------	------------------	------------------	------------------	------------------	----------------	----------------	----------------

Grand Total Revenues		2,702,637	1,138,500	1,138,500	1,138,500	1,138,500	671,200	671,200	671,200
-----------------------------	--	------------------	------------------	------------------	------------------	------------------	----------------	----------------	----------------

Expenditures

Personnel

Salaries Regular

702010	Salaries Regular	962,249	1,287,850	1,287,850	1,287,850	1,287,850	1,220,077	1,273,854	1,322,290
702030	Holiday	52,091	-	-	-	-	-	-	-
702050	Annual Leave	74,286	-	-	-	-	-	-	-
702080	Sick Leave	24,230	-	-	-	-	-	-	-
702200	Death Leave	676	-	-	-	-	-	-	-
702300	Disaster Non-Prod Salaries	4,137	-	-	-	-	-	-	-
712020	Overtime	-	5,000	5,000	5,000	5,000	5,000	5,000	5,000
		1,117,669	1,292,850	1,292,850	1,292,850	1,292,850	1,225,077	1,278,854	1,327,290

Fringe Benefits

722750	Workers Compensation	1,004	1,416	1,416	1,416	1,416	976	1,019	1,058
722760	Group Life	2,262	2,599	2,599	2,599	2,599	2,584	2,697	2,792
722770	Retirement	256,978	308,191	308,191	308,191	308,191	290,197	301,502	318,277
722780	Hospitalization (Personnel)	100,867	128,847	128,847	128,847	128,847	199,458	227,183	252,627
722790	Social Security	80,728	92,911	92,911	92,911	92,911	87,866	91,632	95,044
722800	Dental	13,453	14,767	14,767	14,767	14,767	12,470	12,532	12,908
722810	Disability	15,855	18,890	18,890	18,890	18,890	18,175	18,953	19,659
722820	Unemployment Insurance (Personnel)	1,116	1,286	1,286	1,286	1,286	732	764	793

Department:	Circuit Court	OAKLAND COUNTY, MICHIGAN						
Division:	Civil / Criminal Division							
Fund:	Budget - General Fund General Purpose	FY2024 AND FY2025 AND FY2026 County Executive Recommended Budget						

Account Number/Description	FY 2022	FY 2023		FY 2024	FY 2025	FY 2024	FY 2025	FY 2026
	Actual	Adopted Budget	Amended Budget	Amended Plan	Amended Plan	County Exec. Recommended	County Exec. Recommended	County Exec. Recommended
722850 Optical	1,346	1,512	1,512	1,512	1,512	466	500	525
722900 Fringe Benefit Adjustments	-	1,625	1,625	1,625	1,625	-	-	-
	473,609	572,044	572,044	572,044	572,044	612,924	656,783	703,684
Personnel	1,591,277	1,864,894	1,864,894	1,864,894	1,864,894	1,838,001	1,935,637	2,030,974

Operating Expenses

Contractual Services

730982 Interpreter Fees	24,223	50,000	50,000	50,000	50,000	50,000	50,000	50,000
731010 Juror Fees and Mileage	240,582	450,670	450,670	450,670	450,670	475,000	475,000	475,000
731059 Laundry and Cleaning	70	500	500	500	500	250	250	250
731101 Library Continuations	418	-	-	-	-	-	-	-
731213 Membership Dues	3,780	4,600	4,600	4,600	4,600	4,600	4,600	4,600
731339 Periodicals Books Publ Sub	1,442	-	-	-	-	1,500	1,500	1,500
731346 Personal Mileage	-	1,160	1,160	1,160	1,160	1,160	1,160	1,160
731388 Printing	5,530	17,087	17,087	17,087	17,087	10,087	10,087	10,087
731458 Professional Services	4,451	2,777	4,623	2,777	2,777	2,777	2,777	2,777
731577 Refund Prior Years Revenue	11,422	-	-	-	-	-	-	-
731962 Transcript on Appeals	26,903	140,000	140,000	140,000	140,000	140,000	140,000	140,000
732018 Travel and Conference	-	2,540	2,540	2,540	2,540	2,540	2,540	2,540
732165 Workshops and Meeting	690	2,000	2,000	2,000	2,000	2,000	2,000	2,000
730107 Attorney Fees Mediators	603,900	575,000	575,000	575,000	575,000	400,000	400,000	400,000
730226 Car Allowance	2,638	2,400	2,400	2,400	2,400	-	-	-
730338 Computer Research Service	45,663	51,500	85,970	51,500	51,500	51,500	51,500	51,500
730415 Court Reporter Services	-	5,000	5,000	5,000	5,000	5,000	5,000	5,000
730422 Court Transcripts	1,757	15,000	15,000	15,000	15,000	15,000	15,000	15,000
730450 Defense Atty Fees	3,870	-	-	-	-	-	-	-
730457 Defense Atty Fees Appellate	106,849	303,826	303,826	303,826	303,826	340,000	340,000	340,000
730458 Defense Atty Fees Arraignment	1,138	-	-	-	-	-	-	-
730527 Direct Client Services	100	-	-	-	-	-	-	-
730646 Equipment Maintenance	-	3,257	3,257	3,257	3,257	3,257	3,257	3,257
730688 Expert Witness Fee and Mileage	2,000	7,140	7,140	7,140	7,140	7,140	7,140	7,140
	1,087,424	1,634,457	1,670,773	1,634,457	1,634,457	1,511,811	1,511,811	1,511,811

Commodities

750448 Postage - Standard Mailing	10,265	25,000	25,000	25,000	25,000	25,000	25,000	25,000
750581 Uniforms	-	-	-	-	-	250	250	250
750119 Dry Goods and Clothing	1,120	1,000	1,000	1,000	1,000	1,000	1,000	1,000
750392 Metered Postage Expense	32,275	40,965	40,965	40,965	40,965	40,965	40,965	40,965
750399 Office Supplies	26,985	70,707	70,707	70,707	70,707	70,707	70,707	70,707
	70,645	137,672	137,672	137,672	137,672	137,922	137,922	137,922

Operating Expenses

	1,158,069	1,772,129	1,808,445	1,772,129	1,772,129	1,649,733	1,649,733	1,649,733
--	------------------	------------------	------------------	------------------	------------------	------------------	------------------	------------------

Internal Support

Internal Services

770631 Bldg Space Cost Allocation	1,571,016	1,534,498	1,534,498	1,721,097	1,737,701	1,634,489	1,788,249	1,827,949
772618 Equipment Rental	140,176	116,651	116,651	116,651	116,651	116,651	116,651	116,651
773535 Info Tech CLEMIS	24,880	22,424	22,424	22,424	22,424	22,424	22,424	22,424
773630 Info Tech Development	975,625	-	541,116	-	-	-	-	-

Department:	Circuit Court	OAKLAND COUNTY, MICHIGAN
Division:	Civil / Criminal Division	
Fund:	Budget - General Fund General Purpose	

FY2024 AND FY2025 AND FY2026 County Executive Recommended Budget

Account Number/Description	FY 2022	FY 2023		FY 2024	FY 2025	FY 2024	FY 2025	FY 2026
	Actual	Adopted Budget	Amended Budget	Amended Plan	Amended Plan	County Exec. Recommended	County Exec. Recommended	County Exec. Recommended
774636 Info Tech Operations	675,723	645,932	645,932	645,932	645,932	667,132	667,132	667,132
774637 Info Tech Managed Print Svcs	9,823	5,202	5,202	5,202	5,202	5,202	5,202	5,202
774677 Insurance Fund	24,801	7,079	7,079	7,134	7,191	9,949	9,949	9,949
778675 Telephone Communications	119,572	90,616	90,616	90,616	90,616	94,061	94,061	94,061
	3,541,616	2,422,402	2,963,518	2,609,056	2,625,717	2,549,908	2,703,668	2,743,368
Internal Support	3,541,616	2,422,402	2,963,518	2,609,056	2,625,717	2,549,908	2,703,668	2,743,368
Transfers/Other Sources (Uses)								
Tranfers Out								
788001 Transfers Out	1,850,703	-	-	-	-	-	-	-
	1,850,703	-	-	-	-	-	-	-
	1,850,703	-	-	-	-	-	-	-
Grand Total Expenditures	8,141,665	6,059,425	6,636,857	6,246,079	6,262,740	6,037,642	6,289,039	6,424,075

Department:	Circuit Court	OAKLAND COUNTY, MICHIGAN						
Division:	Family Division	FY2024 AND FY2025 AND FY2026 County Executive Recommended Budget						
Fund:	Budget - General Fund General Purpose							

Account Number/Description	FY 2022	FY 2023		FY 2024	FY 2025	FY 2024	FY 2025	FY 2026
	Actual	Adopted Budget	Amended Budget	Amended Plan	Amended Plan	County Exec. Recommended	County Exec. Recommended	County Exec. Recommended

Revenues

Revenue

Charges for Services

630035	Adoptive Info Request Fee	9,775	15,000	15,000	15,000	15,000	-	-	-
630105	Assessment Fees	902	2,500	2,500	2,500	2,500	-	-	-
630140	Board and Care	712,852	900,000	60,000	-	-	-	-	-
630385	Costs	2,740	500	500	500	500	500	500	500
630406	Court Service Fees Probation	62,020	100,000	100,000	100,000	100,000	-	-	-
630413	Court Service Fees Traffic	3,585	5,000	5,000	5,000	5,000	5,000	5,000	5,000
630441	CVR County Portion	441	500	500	500	500	500	500	500
630552	Diversion Fees	1,759	1,000	1,000	1,000	1,000	-	-	-
630560	DNA Testing Fees	50	-	-	-	-	-	-	-
630840	Govt Benefit Board and Care	72,763	150,000	20,000	-	-	-	-	-
631253	Miscellaneous Revenue	9,384	24,000	24,000	24,000	24,000	1,500	1,500	1,500
631596	Probation Fees	13	-	-	-	-	-	-	-
631736	Refund Fees PD Def Attorney	215,044	-	-	-	-	-	-	-
631792	Reimb Clinical Evaluations	21,415	30,000	30,000	30,000	30,000	-	-	-
631883	Reimb State County Agent	180,533	180,000	180,000	180,000	180,000	180,000	180,000	180,000
632079	Service Fees	2,775	7,000	7,000	7,000	7,000	-	-	-
632342	Tours	513	6,000	6,000	6,000	6,000	-	-	-
		1,296,563	1,421,500	451,500	371,500	371,500	187,500	187,500	187,500

Revenue	1,296,563	1,421,500	451,500	371,500	371,500	187,500	187,500	187,500
----------------	------------------	------------------	----------------	----------------	----------------	----------------	----------------	----------------

Grand Total Revenues	1,296,563	1,421,500	451,500	371,500	371,500	187,500	187,500	187,500
-----------------------------	------------------	------------------	----------------	----------------	----------------	----------------	----------------	----------------

Expenditures

Personnel

Salaries Regular

702010	Salaries Regular	6,482,276	8,496,941	8,507,009	8,512,341	8,512,341	8,956,891	9,204,735	9,430,793
702030	Holiday	364,992	-	-	-	-	-	-	-
702050	Annual Leave	454,500	-	-	-	-	-	-	-
702073	Parental Leave	38,457	-	-	-	-	-	-	-
702080	Sick Leave	164,067	-	-	-	-	-	-	-
702120	Jury Duty	135	-	-	-	-	-	-	-
702190	Workers Compensation Pay	1,250	-	-	-	-	-	-	-
702200	Death Leave	17,008	-	-	-	-	-	-	-
702300	Disaster Non-Prod Salaries	12,187	-	-	-	-	-	-	-
712020	Overtime	797	31,000	31,000	31,000	31,000	31,000	31,000	31,000
		7,535,670	8,527,941	8,538,009	8,543,341	8,543,341	8,987,891	9,235,735	9,461,793

Fringe Benefits

722740	Fringe Benefits Expense	(2,616)	-	-	-	-	-	-	-
722750	Workers Compensation	32,426	36,061	36,061	36,061	36,061	36,426	37,310	38,125
722760	Group Life	15,780	17,990	17,990	17,990	17,990	19,774	20,326	20,795
722770	Retirement	1,830,042	2,147,589	2,147,589	2,147,589	2,147,589	2,149,241	2,204,385	2,301,523
722780	Hospitalization (Personnel)	1,019,121	1,271,322	1,271,322	1,271,322	1,271,322	1,572,561	1,791,147	1,991,755
722790	Social Security	558,140	638,218	638,218	638,218	638,218	666,408	684,294	700,621

Department:	Circuit Court	OAKLAND COUNTY, MICHIGAN							
Division:	Family Division	FY2024 AND FY2025 AND FY2026 County Executive Recommended Budget							
Fund:	Budget - General Fund General Purpose								

Account Number/Description	FY 2022	FY 2023		FY 2024	FY 2025	FY 2024	FY 2025	FY 2026
	Actual	Adopted Budget	Amended Budget	Amended Plan	Amended Plan	County Exec. Recommended	County Exec. Recommended	County Exec. Recommended
722800 Dental	111,498	118,581	118,581	118,581	118,581	99,883	100,382	103,393
722810 Disability	115,246	130,691	130,691	130,691	130,691	139,200	142,922	146,320
722820 Unemployment Insurance (Personnel)	7,565	8,593	8,593	8,593	8,593	5,374	5,523	5,658
722850 Optical	9,894	10,710	10,710	10,710	10,710	2,993	3,217	3,378
722900 Fringe Benefit Adjustments	-	(44,345)	(40,821)	(38,955)	(38,955)	-	-	-
	3,697,097	4,335,410	4,338,934	4,340,800	4,340,800	4,691,859	4,989,505	5,311,569
Personnel	11,232,767	12,863,351	12,876,943	12,884,141	12,884,141	13,679,749	14,225,240	14,773,362

Operating Expenses

Contractual Services

730926 Indirect Costs	98,604	98,293	98,293	98,293	98,293	98,293	98,293	98,293
730982 Interpreter Fees	38,685	48,500	48,500	48,500	48,500	48,500	48,500	48,500
731059 Laundry and Cleaning	9	-	-	-	-	-	-	-
731213 Membership Dues	6,617	10,800	10,800	10,800	10,800	10,800	10,800	10,800
731346 Personal Mileage	38,215	74,944	74,944	74,944	74,944	77,344	77,344	77,344
731388 Printing	3,255	19,415	19,415	19,415	19,415	19,415	19,415	19,415
731416 Priv Institutions Residential	868,390	2,700,000	2,700,000	2,700,000	2,700,000	2,700,000	2,700,000	2,700,000
731458 Professional Services	145,293	270,756	377,432	265,756	265,756	265,756	265,756	265,756
731577 Refund Prior Years Revenue	67,692	-	-	-	-	-	-	-
731780 Software Support Maintenance	27,374	26,572	28,322	26,572	26,572	26,572	26,572	26,572
731843 State Institutions	1,145,093	4,403,188	4,403,188	4,395,618	4,395,618	4,395,618	4,395,618	4,395,618
731941 Training	-	2,000	2,000	2,000	2,000	2,000	2,000	2,000
731962 Transcript on Appeals	36,577	30,000	30,000	30,000	30,000	30,000	30,000	30,000
732018 Travel and Conference	5,506	12,996	14,496	14,496	14,496	14,496	14,496	14,496
732158 Witness Fees and Mileage	-	500	500	500	500	500	500	500
732165 Workshops and Meeting	-	3,200	3,200	3,200	3,200	3,200	3,200	3,200
730037 Adj Prior Years Exp	3,156	-	-	-	-	-	-	-
730072 Advertising	5,688	18,000	18,000	18,000	18,000	18,000	18,000	18,000
730373 Contracted Services	1,284	-	4,716	-	-	-	-	-
730415 Court Reporter Services	-	3,000	3,000	3,000	3,000	3,000	3,000	3,000
730422 Court Transcripts	8,026	5,000	5,000	5,000	5,000	5,000	5,000	5,000
730450 Defense Atty Fees	469,545	847,120	847,120	847,120	847,120	847,120	847,120	847,120
730457 Defense Atty Fees Appellate	-	10,000	10,000	10,000	10,000	10,000	10,000	10,000
730471 Defense Atty Fees Paternity	7,995	20,130	20,130	20,130	20,130	20,130	20,130	20,130
730478 Defense Atty Fees PPO	9,973	11,472	11,472	11,472	11,472	11,472	11,472	11,472
730485 Defense Atty Fees Support	11,278	5,086	5,086	5,086	5,086	5,086	5,086	5,086
730527 Direct Client Services	398	-	-	-	-	-	-	-
730646 Equipment Maintenance	728	3,443	3,443	3,443	3,443	3,443	3,443	3,443
730688 Expert Witness Fee and Mileage	1,000	9,000	9,000	9,000	9,000	201,860	201,860	201,860
730723 Fees Guardian Ad Litem	321,822	542,243	542,243	542,243	542,243	542,243	542,243	542,243
	3,322,200	9,175,658	9,290,300	9,164,588	9,164,588	9,359,848	9,359,848	9,359,848

Commodities

750539 Testing Materials	353	14,250	14,855	14,250	14,250	14,250	14,250	14,250
750119 Dry Goods and Clothing	1,145	3,000	3,000	3,000	3,000	3,000	3,000	3,000
750154 Expendable Equipment	24,431	31,000	31,000	31,000	31,000	31,000	31,000	31,000

Department:	Circuit Court	OAKLAND COUNTY, MICHIGAN							
Division:	Family Division	FY2024 AND FY2025 AND FY2026 County Executive Recommended Budget							
Fund:	Budget - General Fund General Purpose								

Account Number/Description	FY 2022	FY 2023		FY 2024	FY 2025	FY 2024	FY 2025	FY 2026
	Actual	Adopted Budget	Amended Budget	Amended Plan	Amended Plan	County Exec. Recommended	County Exec. Recommended	County Exec. Recommended
750245 Incentives	4,138	3,500	6,000	6,000	6,000	6,000	6,000	6,000
750392 Metered Postage Expense	1,217	7,835	7,835	7,835	7,835	7,835	7,835	7,835
750399 Office Supplies	27,984	39,974	40,974	40,974	40,974	40,974	40,974	40,974
	59,268	99,559	103,664	103,059	103,059	103,059	103,059	103,059
Operating Expenses	3,381,469	9,275,217	9,393,964	9,267,647	9,267,647	9,462,907	9,462,907	9,462,907
Internal Support								
Internal Services								
770631 Bldg Space Cost Allocation	1,041,561	1,018,518	1,018,518	1,142,373	1,153,392	1,088,278	1,190,654	1,217,088
772618 Equipment Rental	96,010	59,135	59,135	59,135	59,135	59,135	59,135	59,135
773630 Info Tech Development	6,173	-	159	-	-	-	-	-
774636 Info Tech Operations	1,162,145	894,873	894,873	894,873	894,873	894,873	894,873	894,873
774637 Info Tech Managed Print Svcs	42,144	56,198	56,198	56,198	56,198	56,198	56,198	56,198
774677 Insurance Fund	133,600	41,776	41,776	42,105	42,434	132,093	132,093	132,093
775754 Maintenance Department Charges	17	-	170	-	-	-	-	-
778675 Telephone Communications	154,647	106,592	106,592	106,592	106,592	110,644	110,644	110,644
	2,636,297	2,177,092	2,177,421	2,301,276	2,312,624	2,341,221	2,443,597	2,470,031
Internal Support	2,636,297	2,177,092	2,177,421	2,301,276	2,312,624	2,341,221	2,443,597	2,470,031
Transfers/Other Sources (Uses)								
Transfers Out								
788001 Transfers Out	6,568,662	6,805,982	6,805,982	6,805,982	6,805,982	6,805,982	6,805,982	6,805,982
	6,568,662	6,805,982	6,805,982	6,805,982	6,805,982	6,805,982	6,805,982	6,805,982
Transfers/Other Sources (Uses)	6,568,662	6,805,982	6,805,982	6,805,982	6,805,982	6,805,982	6,805,982	6,805,982
Grand Total Expenditures	23,819,195	31,121,642	31,254,310	31,259,046	31,270,394	32,289,859	32,937,727	33,512,282

Department:	District Court	OAKLAND COUNTY, MICHIGAN						
Fund:	Budget - General Fund General Purpose	FY2024 AND FY2025 AND FY2026 County Executive Recommended Budget						

Account Number/Description	FY 2022	FY 2023		FY 2024	FY 2025	FY 2024	FY 2025	FY 2026
	Actual	Adopted Budget	Amended Budget	Amended Plan	Amended Plan	County Exec. Recommended	County Exec. Recommended	County Exec. Recommended

Revenues

Revenue									
Intergovernmental Program Reimbursement									
625313	District Court Judge Salary	114,198	-	-	-	-	-	-	-
625414	Drug Case Management	1,153	1,800	1,800	1,800	1,800	1,800	1,800	1,800
		115,351	1,800	1,800	1,800	1,800	1,800	1,800	1,800

Charges for Services

630105	Assessment Fees	26,702	35,500	35,500	35,500	35,500	35,500	35,500	35,500
630112	Assessments and PSI	160,295	263,000	263,000	263,000	263,000	208,000	208,000	208,000
630161	Bond Fees	32,124	38,000	38,000	38,000	38,000	38,000	38,000	38,000
630259	Class Fees	1,770	3,000	3,000	3,000	3,000	3,000	3,000	3,000
630329	Community Service Oversight	144,364	132,425	132,425	132,425	132,425	142,425	142,425	142,425
630441	CVR County Portion	42,074	71,500	71,500	71,500	71,500	71,500	71,500	71,500
630565	Drug Treatment Court Fee	90,170	101,000	101,000	101,000	101,000	101,000	101,000	101,000
630567	Drunk Driving Caseflow DDCAF	61,482	129,000	129,000	129,000	129,000	119,000	119,000	119,000
630721	Filing Fees DCU	346,752	354,000	354,000	354,000	354,000	368,000	368,000	368,000
630798	Forfeiture of Bonds	211,654	234,000	234,000	234,000	234,000	234,000	234,000	234,000
630826	Garnishment Fees	339,125	355,000	355,000	355,000	355,000	365,000	365,000	365,000
631015	Jury Fees	48,800	11,600	11,600	11,600	11,600	11,600	11,600	11,600
631064	Late Penalty	235,528	315,000	315,000	315,000	315,000	315,000	315,000	315,000
631085	License Reinstatement Fees	31,029	115,000	115,000	115,000	115,000	29,000	29,000	29,000
631148	Marriage Fees	3,540	4,800	4,800	4,800	4,800	4,800	4,800	4,800
631253	Miscellaneous Revenue	119,241	139,000	139,000	139,000	139,000	139,000	139,000	139,000
631288	No Insurance Proof Fee	15,835	69,000	69,000	69,000	69,000	48,000	48,000	48,000
631330	NSF Check Fees	830	4,200	4,200	4,200	4,200	4,200	4,200	4,200
631421	Ordinance Fines and Costs	3,813,885	5,548,490	5,548,490	5,548,490	5,548,490	4,600,161	4,600,161	4,600,161
631596	Probation Fees	1,180,859	1,970,000	1,970,000	1,970,000	1,970,000	1,275,000	1,275,000	1,275,000
631736	Refund Fees PD Def Attorney	322,525	-	-	-	-	-	-	-
631830	Reimb Interpreter Fees	40,788	44,000	44,000	44,000	44,000	44,000	44,000	44,000
632108	Show Cause Fee	61,861	101,000	101,000	101,000	101,000	101,000	101,000	101,000
632170	State Law Costs	1,259,538	1,517,506	1,517,506	1,517,506	1,517,506	1,375,926	1,375,926	1,375,926
632440	Warrant Recall Fee	64,776	113,000	113,000	113,000	113,000	113,000	113,000	113,000
		8,655,548	11,669,021	11,669,021	11,669,021	11,669,021	9,746,112	9,746,112	9,746,112

Investment Income

655385	Income from Investments	484	2,200	2,200	2,200	2,200	2,200	2,200	2,200
		484	2,200	2,200	2,200	2,200	2,200	2,200	2,200

Other Revenues

670114	Cash Overages	73	-	-	-	-	-	-	-
		73	-	-	-	-	-	-	-

Revenue		8,771,456	11,673,021	11,673,021	11,673,021	11,673,021	9,750,112	9,750,112	9,750,112
----------------	--	------------------	-------------------	-------------------	-------------------	-------------------	------------------	------------------	------------------

Grand Total Revenues		8,771,456	11,673,021	11,673,021	11,673,021	11,673,021	9,750,112	9,750,112	9,750,112
-----------------------------	--	------------------	-------------------	-------------------	-------------------	-------------------	------------------	------------------	------------------

Department:	District Court	OAKLAND COUNTY, MICHIGAN							
Fund:	Budget - General Fund General Purpose	FY2024 AND FY2025 AND FY2026 County Executive Recommended Budget							

Account Number/Description		FY 2022	FY 2023		FY 2024	FY 2025	FY 2024	FY 2025	FY 2026
		Actual	Adopted Budget	Amended Budget	Amended Plan	Amended Plan	County Exec. Recommended	County Exec. Recommended	County Exec. Recommended
Expenditures									
Personnel									
Salaries Regular									
702010	Salaries Regular	7,974,308	9,825,057	9,894,234	9,907,021	9,907,487	10,498,212	10,924,077	11,326,024
702030	Holiday	363,287	-	-	-	-	-	-	-
702050	Annual Leave	403,563	-	-	-	-	-	-	-
702073	Parental Leave	30,428	-	-	-	-	-	-	-
702080	Sick Leave	156,941	-	-	-	-	-	-	-
702120	Jury Duty	193	-	-	-	-	-	-	-
702190	Workers Compensation Pay	156	-	-	-	-	-	-	-
702200	Death Leave	4,689	-	-	-	-	-	-	-
702300	Disaster Non-Prod Salaries	52,833	-	-	-	-	-	-	-
712020	Overtime	54,661	65,135	65,135	65,135	65,135	65,135	65,135	65,135
712040	Holiday Overtime	3,955	-	-	-	-	-	-	-
		9,045,014	9,890,192	9,959,369	9,972,156	9,972,622	10,563,347	10,989,212	11,391,159
Fringe Benefits									
722740	Fringe Benefits Expense	-	24,541	24,541	25,488	26,341	1,093	1,115	1,115
722750	Workers Compensation	9,323	12,366	12,366	12,366	12,366	9,033	9,386	9,720
722760	Group Life	17,064	18,921	18,921	18,921	18,921	21,205	22,083	22,855
722770	Retirement	2,066,663	2,362,827	2,362,827	2,362,827	2,362,827	2,436,195	2,525,723	2,661,625
722780	Hospitalization (Personnel)	1,174,366	1,415,491	1,415,491	1,415,491	1,415,491	1,738,278	1,979,898	2,201,647
722790	Social Security	576,027	678,358	678,358	678,358	678,358	691,350	721,548	748,655
722800	Dental	127,151	131,150	131,150	131,150	131,150	111,570	112,128	115,492
722810	Disability	108,824	129,721	129,721	129,721	129,721	141,629	147,693	153,372
722820	Unemployment Insurance (Personnel)	8,597	9,400	9,400	9,400	9,400	6,025	6,281	6,522
722850	Optical	11,643	12,104	12,104	12,104	12,104	3,446	3,704	3,890
722900	Fringe Benefit Adjustments	-	17,198	41,410	45,812	45,812	-	-	-
		4,099,659	4,812,077	4,836,289	4,841,638	4,842,491	5,159,824	5,529,561	5,924,893
Personnel		13,144,672	14,702,269	14,795,658	14,813,794	14,815,113	15,723,171	16,518,774	17,316,052
Operating Expenses									
Contractual Services									
730982	Interpreter Fees	83,366	103,556	103,556	103,556	103,556	100,266	100,266	100,266
731010	Juror Fees and Mileage	33,773	50,525	50,525	50,525	50,525	46,525	46,525	46,525
731059	Laundry and Cleaning	113	418	418	418	418	418	418	418
731101	Library Continuances	-	19,753	19,753	19,753	19,753	18,253	18,253	18,253
731185	Medical Exam	6,060	14,913	14,913	14,913	14,913	14,913	14,913	14,913
731213	Membership Dues	12,507	15,726	15,726	15,726	15,726	15,726	15,726	15,726
731297	Officer Fees	37	304	304	304	304	304	304	304
731339	Periodicals Books Publ Sub	6,253	3,053	3,053	3,053	3,053	6,053	6,053	6,053
731346	Personal Mileage	898	13,741	13,741	13,741	13,741	10,741	10,741	10,741
731388	Printing	27,162	33,370	33,370	33,370	33,370	32,370	32,370	32,370
731458	Professional Services	22,380	25,993	25,993	25,993	25,993	25,993	25,993	25,993
731479	Property Taxes	115,440	103,483	103,483	103,483	103,483	103,483	103,483	103,483
731626	Rent	935,704	952,164	952,164	970,564	989,434	970,564	989,434	1,008,787
731780	Software Support Maintenance	198,913	213,398	213,398	213,398	213,398	215,898	215,898	215,898
731818	Special Event Program	-	300	300	300	300	300	300	300
732018	Travel and Conference	26,242	30,779	30,779	30,779	30,779	33,519	33,519	33,519
732081	Visiting Judges	-	10,000	10,000	10,000	10,000	10,000	10,000	10,000

Department:	District Court	OAKLAND COUNTY, MICHIGAN							
Fund:	Budget - General Fund General Purpose	FY2024 AND FY2025 AND FY2026 County Executive Recommended Budget							

Account Number/Description	FY 2022	FY 2023		FY 2024	FY 2025	FY 2024	FY 2025	FY 2026	
	Actual	Adopted Budget	Amended Budget	Amended Plan	Amended Plan	County Exec. Recommended	County Exec. Recommended	County Exec. Recommended	
732165 Workshops and Meeting	460	1,800	1,800	1,800	1,800	1,800	1,800	1,800	
730121 Bank Charges	20,919	33,403	33,403	33,403	33,403	30,403	30,403	30,403	
730198 Building Maintenance Charges	85,866	90,010	90,010	90,010	90,010	90,010	90,010	90,010	
730240 Cash Shortage	161	-	-	-	-	-	-	-	
730338 Computer Research Service	12,687	9,080	16,509	9,080	9,080	13,630	13,630	13,630	
730422 Court Transcripts	119	1,200	1,200	1,200	1,200	1,200	1,200	1,200	
730457 Defense Atty Fees Appellate	2,027	-	-	-	-	-	-	-	
730548 Drug Testing Expense	6,873	11,600	11,600	11,600	11,600	11,600	11,600	11,600	
730562 Electrical Service	185,832	189,000	189,000	189,000	189,000	189,000	189,000	189,000	
730646 Equipment Maintenance	1,116	5,300	5,300	5,300	5,300	4,800	4,800	4,800	
730653 Equipment Rental Expense	-	825	825	825	825	825	825	825	
730688 Expert Witness Fee and Mileage	-	104	104	104	104	104	104	104	
730730 Filing Fees	4,000	4,000	4,000	4,000	4,000	7,500	7,500	7,500	
	1,788,911	1,937,798	1,945,227	1,956,198	1,975,068	1,956,198	1,975,068	1,994,421	
Commodities									
750448 Postage - Standard Mailing	114,943	126,000	126,000	126,000	126,000	126,000	126,000	126,000	
750462 Provisions	225	1,634	1,634	1,634	1,634	1,634	1,634	1,634	
750504 Small Tools	-	700	700	700	700	700	700	700	
750119 Dry Goods and Clothing	829	3,248	3,248	3,248	3,248	3,248	3,248	3,248	
750154 Expendable Equipment	18,091	6,897	6,897	6,897	6,897	6,897	6,897	6,897	
750170 Other Expendable Equipment	484	-	-	-	-	-	-	-	
750224 Grounds Supplies	425	900	900	900	900	900	900	900	
750280 Laboratory Supplies	-	345	345	345	345	345	345	345	
750392 Metered Postage Expense	661	860	860	860	860	860	860	860	
750399 Office Supplies	90,556	117,634	117,634	117,634	117,634	117,634	117,634	117,634	
	226,214	258,218	258,218	258,218	258,218	258,218	258,218	258,218	
Capital Outlay									
760160 Furniture and Fixtures	1,382	-	-	-	-	-	-	-	
	1,382	-	-	-	-	-	-	-	
Operating Expenses	2,016,506	2,196,016	2,203,445	2,214,416	2,233,286	2,214,416	2,233,286	2,252,639	
Internal Support									
Internal Services									
770631 Bldg Space Cost Allocation	445,921	471,895	471,895	529,279	534,384	521,632	570,703	583,374	
772618 Equipment Rental	55,932	53,547	53,547	53,547	53,547	53,547	53,547	53,547	
773535 Info Tech CLEMIS	110,890	105,694	105,694	105,694	105,694	105,694	105,694	105,694	
773630 Info Tech Development	68,423	-	23,263	-	-	-	-	-	
774636 Info Tech Operations	991,966	952,552	952,552	952,552	952,552	952,552	952,552	952,552	
774637 Info Tech Managed Print Svcs	39,444	42,274	42,274	42,274	42,274	42,274	42,274	42,274	
774677 Insurance Fund	63,005	58,367	58,367	58,829	59,387	105,250	105,250	105,250	
775754 Maintenance Department Charges	140,137	-	34,014	-	-	-	-	-	
778675 Telephone Communications	147,656	228,626	228,626	228,626	228,626	237,316	237,316	237,316	
	2,063,375	1,912,955	1,970,232	1,970,801	1,976,464	2,018,265	2,067,336	2,080,007	
Internal Support	2,063,375	1,912,955	1,970,232	1,970,801	1,976,464	2,018,265	2,067,336	2,080,007	
Grand Total Expenditures	17,224,553	18,811,240	18,969,335	18,999,011	19,024,863	19,955,852	20,819,396	21,648,698	

Department:	District Court	OAKLAND COUNTY, MICHIGAN						
Division:	District Court Administration							
Fund:	Budget - General Fund General Purpose	FY2024 AND FY2025 AND FY2026 County Executive Recommended Budget						

Account Number/Description	FY 2022	FY 2023		FY 2024	FY 2025	FY 2024	FY 2025	FY 2026
	Actual	Adopted Budget	Amended Budget	Amended Plan	Amended Plan	County Exec. Recommended	County Exec. Recommended	County Exec. Recommended
Revenues								
Revenue								
Intergovernmental Program Reimbursement								
625313 District Court Judge Salary	114,198	-	-	-	-	-	-	-
	114,198	-	-	-	-	-	-	-
Revenue	114,198	-	-	-	-	-	-	-
Grand Total Revenues	114,198	-	-	-	-	-	-	-

Expenditures								
Personnel								
Salaries Regular								
702010 Salaries Regular	119,013	147,942	168,000	172,734	173,230	196,740	205,270	213,979
702030 Holiday	3,108	-	-	-	-	-	-	-
702050 Annual Leave	3,030	-	-	-	-	-	-	-
702080 Sick Leave	1,161	-	-	-	-	-	-	-
712020 Overtime	9,113	30,000	30,000	30,000	30,000	30,000	30,000	30,000
712040 Holiday Overtime	611	-	-	-	-	-	-	-
	136,037	177,942	198,000	202,734	203,230	226,740	235,270	243,979
Fringe Benefits								
722740 Fringe Benefits Expense	-	-	885	1,093	1,115	1,093	1,115	1,115
722750 Workers Compensation	122	163	163	163	163	157	164	171
722760 Group Life	154	144	144	144	144	175	186	197
722770 Retirement	19,259	18,992	18,992	18,992	18,992	28,642	29,811	31,524
722780 Hospitalization (Personnel)	5,110	5,485	5,485	5,485	5,485	6,631	7,553	8,399
722790 Social Security	6,359	6,265	6,265	6,265	6,265	9,870	10,285	10,711
722800 Dental	538	492	492	492	492	410	412	425
722810 Disability	1,122	1,049	1,049	1,049	1,049	1,229	1,305	1,383
722820 Unemployment Insurance (Personnel)	136	149	149	149	149	118	123	128
722850 Optical	39	35	35	35	35	10	10	11
722900 Fringe Benefit Adjustments	-	9,750	9,750	9,750	9,750	(9,545)	(9,545)	(9,545)
	32,840	42,524	43,409	43,617	43,639	38,791	41,420	44,519
Personnel	168,876	220,466	241,409	246,351	246,869	265,531	276,690	288,499

Operating Expenses								
Contractual Services								
731346 Personal Mileage	109	-	-	-	-	-	-	-
732081 Visiting Judges	-	10,000	10,000	10,000	10,000	10,000	10,000	10,000
732165 Workshops and Meeting	-	300	300	300	300	300	300	300
	109	10,300	10,300	10,300	10,300	10,300	10,300	10,300
Operating Expenses	109	10,300	10,300	10,300	10,300	10,300	10,300	10,300

Department:	District Court	OAKLAND COUNTY, MICHIGAN						
Division:	District Court Administration	FY2024 AND FY2025 AND FY2026 County Executive Recommended Budget						
Fund:	Budget - General Fund General Purpose							

Account Number/Description	FY 2022	FY 2023		FY 2024	FY 2025	FY 2024	FY 2025	FY 2026
	Actual	Adopted Budget	Amended Budget	Amended Plan	Amended Plan	County Exec. Recommended	County Exec. Recommended	County Exec. Recommended
Internal Support								
Internal Services								
774636 Info Tech Operations	1,520	1,506	1,506	1,506	1,506	1,506	1,506	1,506
774677 Insurance Fund	832	1,303	1,303	1,313	1,323	1,253	1,253	1,253
	2,352	2,809	2,809	2,819	2,829	2,759	2,759	2,759
Internal Support	2,352	2,809	2,809	2,819	2,829	2,759	2,759	2,759
Grand Total Expenditures	171,337	233,575	254,518	259,470	259,998	278,590	289,749	301,558

Department:	District Court	OAKLAND COUNTY, MICHIGAN						
Division:	District Court I Div (Novi)							
Fund:	Budget - General Fund General Purpose	FY2024 AND FY2025 AND FY2026 County Executive Recommended Budget						

Account Number/Description	FY 2022	FY 2023		FY 2024	FY 2025	FY 2024	FY 2025	FY 2026
	Actual	Adopted Budget	Amended Budget	Amended Plan	Amended Plan	County Exec. Recommended	County Exec. Recommended	County Exec. Recommended

Revenues

Revenue										
Intergovernmental Program Reimbursement										
625414	Drug Case Management	212	500	500	500	500	500	500	500	500
		212	500	500	500	500	500	500	500	500

Charges for Services

630105	Assessment Fees	15,537	15,500	15,500	15,500	15,500	15,500	15,500	15,500	15,500
630112	Assessments and PSI	67,850	88,000	88,000	88,000	88,000	88,000	88,000	88,000	88,000
630161	Bond Fees	12,741	10,000	10,000	10,000	10,000	10,000	10,000	10,000	10,000
630259	Class Fees	1,770	3,000	3,000	3,000	3,000	3,000	3,000	3,000	3,000
630329	Community Service Oversight	144,364	132,425	132,425	132,425	132,425	142,425	142,425	142,425	142,425
630441	CVR County Portion	10,789	20,000	20,000	20,000	20,000	20,000	20,000	20,000	20,000
630565	Drug Treatment Court Fee	31,065	38,000	38,000	38,000	38,000	38,000	38,000	38,000	38,000
630567	Drunk Driving Caseflow DDCAF	13,560	30,000	30,000	30,000	30,000	30,000	30,000	30,000	30,000
630721	Filing Fees DCU	112,147	131,000	131,000	131,000	131,000	131,000	131,000	131,000	131,000
630798	Forfeiture of Bonds	35,158	55,000	55,000	55,000	55,000	55,000	55,000	55,000	55,000
630826	Garnishment Fees	126,920	110,000	110,000	110,000	110,000	120,000	120,000	120,000	120,000
631015	Jury Fees	1,160	2,000	2,000	2,000	2,000	2,000	2,000	2,000	2,000
631064	Late Penalty	59,449	100,000	100,000	100,000	100,000	100,000	100,000	100,000	100,000
631085	License Reinstatement Fees	7,583	30,000	30,000	30,000	30,000	10,000	10,000	10,000	10,000
631148	Marriage Fees	1,250	1,500	1,500	1,500	1,500	1,500	1,500	1,500	1,500
631253	Miscellaneous Revenue	37,745	37,000	37,000	37,000	37,000	37,000	37,000	37,000	37,000
631288	No Insurance Proof Fee	4,775	15,000	15,000	15,000	15,000	15,000	15,000	15,000	15,000
631330	NSF Check Fees	130	1,200	1,200	1,200	1,200	1,200	1,200	1,200	1,200
631421	Ordinance Fines and Costs	1,171,662	1,844,119	1,844,119	1,844,119	1,844,119	1,344,119	1,344,119	1,344,119	1,344,119
631596	Probation Fees	424,936	670,000	670,000	670,000	670,000	470,000	470,000	470,000	470,000
631736	Refund Fees PD Def Attorney	102,179	-	-	-	-	-	-	-	-
631830	Reimb Interpreter Fees	15,818	14,000	14,000	14,000	14,000	14,000	14,000	14,000	14,000
632108	Show Cause Fee	37,199	60,000	60,000	60,000	60,000	60,000	60,000	60,000	60,000
632170	State Law Costs	208,044	392,009	392,009	392,009	392,009	292,009	292,009	292,009	292,009
632440	Warrant Recall Fee	22,296	40,000	40,000	40,000	40,000	40,000	40,000	40,000	40,000
		2,666,128	3,839,753	3,839,753	3,839,753	3,839,753	3,039,753	3,039,753	3,039,753	3,039,753

Investment Income

655385	Income from Investments	132	500	500	500	500	500	500	500	500
		132	500	500	500	500	500	500	500	500

Other Revenues

670114	Cash Overages	11	-	-	-	-	-	-	-	-
		11	-	-	-	-	-	-	-	-

Revenue		2,666,483	3,840,753	3,840,753	3,840,753	3,840,753	3,040,753	3,040,753	3,040,753	3,040,753
----------------	--	------------------	------------------	------------------	------------------	------------------	------------------	------------------	------------------	------------------

Grand Total Revenues		2,666,483	3,840,753	3,840,753	3,840,753	3,840,753	3,040,753	3,040,753	3,040,753	3,040,753
-----------------------------	--	------------------	------------------	------------------	------------------	------------------	------------------	------------------	------------------	------------------

Department:	District Court	OAKLAND COUNTY, MICHIGAN						
Division:	District Court I Div (Novi)							
Fund:	Budget - General Fund General Purpose	FY2024 AND FY2025 AND FY2026 County Executive Recommended Budget						

Account Number/Description		FY 2022	FY 2023		FY 2024	FY 2025	FY 2024	FY 2025	FY 2026
		Actual	Adopted Budget	Amended Budget	Amended Plan	Amended Plan	County Exec. Recommended	County Exec. Recommended	County Exec. Recommended
Expenditures									
Personnel									
Salaries Regular									
702010	Salaries Regular	2,662,649	3,300,752	3,303,770	3,303,232	3,302,736	3,563,452	3,684,106	3,797,081
702030	Holiday	129,910	-	-	-	-	-	-	-
702050	Annual Leave	148,865	-	-	-	-	-	-	-
702073	Parental Leave	16,368	-	-	-	-	-	-	-
702080	Sick Leave	50,507	-	-	-	-	-	-	-
702120	Jury Duty	193	-	-	-	-	-	-	-
702200	Death Leave	1,240	-	-	-	-	-	-	-
702300	Disaster Non-Prod Salaries	15,591	-	-	-	-	-	-	-
712020	Overtime	34,366	15,000	15,000	15,000	15,000	15,000	15,000	15,000
712040	Holiday Overtime	2,732	-	-	-	-	-	-	-
		3,062,421	3,315,752	3,318,770	3,318,232	3,317,736	3,578,452	3,699,106	3,812,081
Fringe Benefits									
722740	Fringe Benefits Expense	-	-	(885)	(1,093)	(1,115)	-	-	-
722750	Workers Compensation	3,938	5,129	5,129	5,129	5,129	3,485	3,594	3,697
722760	Group Life	5,927	6,607	6,607	6,607	6,607	7,404	7,667	7,885
722770	Retirement	727,225	816,703	816,703	816,703	816,703	840,919	867,455	910,035
722780	Hospitalization (Personnel)	376,577	457,911	457,911	457,911	457,911	571,247	650,650	723,523
722790	Social Security	203,925	234,997	234,997	234,997	234,997	241,241	250,063	257,980
722800	Dental	39,230	40,163	40,163	40,163	40,163	36,390	36,572	37,669
722810	Disability	39,358	45,653	45,653	45,653	45,653	49,821	51,617	53,287
722820	Unemployment Insurance (Personnel)	2,928	3,160	3,160	3,160	3,160	2,056	2,128	2,196
722850	Optical	3,486	3,689	3,689	3,689	3,689	1,096	1,179	1,238
722900	Fringe Benefit Adjustments	-	5,926	14,002	15,471	15,471	9,545	9,545	9,545
		1,402,595	1,619,938	1,627,129	1,628,390	1,628,368	1,763,205	1,880,470	2,007,054
Personnel		4,465,015	4,935,690	4,945,899	4,946,622	4,946,104	5,341,657	5,579,577	5,819,135
Operating Expenses									
Contractual Services									
730982	Interpreter Fees	25,303	23,000	23,000	23,000	23,000	23,000	23,000	23,000
731010	Juror Fees and Mileage	7,898	8,000	8,000	8,000	8,000	8,000	8,000	8,000
731059	Laundry and Cleaning	21	118	118	118	118	118	118	118
731101	Library Continuations	-	11,476	11,476	11,476	11,476	9,976	9,976	9,976
731185	Medical Exam	1,860	5,893	5,893	5,893	5,893	5,893	5,893	5,893
731213	Membership Dues	3,637	4,426	4,426	4,426	4,426	4,426	4,426	4,426
731297	Officer Fees	37	100	100	100	100	100	100	100
731339	Periodicals Books Publ Sub	100	500	500	500	500	500	500	500
731346	Personal Mileage	210	3,283	3,283	3,283	3,283	3,283	3,283	3,283
731388	Printing	6,820	9,231	9,231	9,231	9,231	9,231	9,231	9,231
731458	Professional Services	7,067	10,991	10,991	10,991	10,991	10,991	10,991	10,991
731479	Property Taxes	69,368	65,483	65,483	65,483	65,483	65,483	65,483	65,483
731626	Rent	399,375	406,691	406,691	414,825	423,122	414,825	423,122	431,584
731780	Software Support Maintenance	62,739	78,929	78,929	78,929	78,929	76,429	76,429	76,429
732018	Travel and Conference	9,279	9,800	9,800	9,800	9,800	11,300	11,300	11,300

Department:	District Court	OAKLAND COUNTY, MICHIGAN
Division:	District Court I Div (Novi)	
Fund:	Budget - General Fund General Purpose	

FY2024 AND FY2025 AND FY2026 County Executive Recommended Budget

Account Number/Description	FY 2022	FY 2023		FY 2024	FY 2025	FY 2024	FY 2025	FY 2026	
	Actual	Adopted Budget	Amended Budget	Amended Plan	Amended Plan	County Exec. Recommended	County Exec. Recommended	County Exec. Recommended	
730121 Bank Charges	5,341	8,000	8,000	8,000	8,000	8,000	8,000	8,000	
730198 Building Maintenance Charges	85,866	90,010	90,010	90,010	90,010	90,010	90,010	90,010	
730240 Cash Shortage	26	-	-	-	-	-	-	-	
730338 Computer Research Service	4,760	2,380	3,878	2,380	2,380	4,880	4,880	4,880	
730548 Drug Testing Expense	2,673	8,000	8,000	8,000	8,000	8,000	8,000	8,000	
730562 Electrical Service	79,261	82,000	82,000	82,000	82,000	82,000	82,000	82,000	
730653 Equipment Rental Expense	-	825	825	825	825	825	825	825	
	771,643	829,136	830,634	837,270	845,567	837,270	845,567	854,029	
Commodities									
750448 Postage - Standard Mailing	28,000	29,000	29,000	29,000	29,000	29,000	29,000	29,000	
750462 Provisions	-	475	475	475	475	475	475	475	
750504 Small Tools	-	700	700	700	700	700	700	700	
750119 Dry Goods and Clothing	829	1,000	1,000	1,000	1,000	1,000	1,000	1,000	
750154 Expendable Equipment	-	1,217	1,217	1,217	1,217	1,217	1,217	1,217	
750224 Grounds Supplies	425	900	900	900	900	900	900	900	
750392 Metered Postage Expense	123	135	135	135	135	135	135	135	
750399 Office Supplies	20,918	29,129	29,129	29,129	29,129	29,129	29,129	29,129	
	50,295	62,556	62,556	62,556	62,556	62,556	62,556	62,556	
Operating Expenses	821,939	891,692	893,190	899,826	908,123	899,826	908,123	916,585	
Internal Support									
Internal Services									
772618 Equipment Rental	10,666	10,397	10,397	10,397	10,397	10,397	10,397	10,397	
773535 Info Tech CLEMIS	30,721	28,957	28,957	28,957	28,957	28,957	28,957	28,957	
773630 Info Tech Development	17,106	-	5,816	-	-	-	-	-	
774636 Info Tech Operations	294,253	294,532	294,532	294,532	294,532	294,532	294,532	294,532	
774637 Info Tech Managed Print Svcs	8,233	8,474	8,474	8,474	8,474	8,474	8,474	8,474	
774677 Insurance Fund	20,852	19,709	19,709	19,865	20,119	35,050	35,050	35,050	
775754 Maintenance Department Charges	42,987	-	2,781	-	-	-	-	-	
778675 Telephone Communications	31,014	59,101	59,101	59,101	59,101	61,347	61,347	61,347	
	455,832	421,170	429,767	421,326	421,580	438,757	438,757	438,757	
Internal Support	455,832	421,170	429,767	421,326	421,580	438,757	438,757	438,757	
Grand Total Expenditures	5,742,786	6,248,552	6,268,856	6,267,774	6,275,807	6,680,240	6,926,457	7,174,477	

Department:	District Court	OAKLAND COUNTY, MICHIGAN						
Division:	District Court II Div (Clarkston)	FY2024 AND FY2025 AND FY2026 County Executive Recommended Budget						
Fund:	Budget - General Fund General Purpose							

Account Number/Description	FY 2022	FY 2023		FY 2024	FY 2025	FY 2024	FY 2025	FY 2026
	Actual	Adopted Budget	Amended Budget	Amended Plan	Amended Plan	County Exec. Recommended	County Exec. Recommended	County Exec. Recommended

Revenues

Revenue

Intergovernmental Program Reimbursement

625414	Drug Case Management	206	300	300	300	300	300	300	300
		206	300	300	300	300	300	300	300

Charges for Services

630105	Assessment Fees	3,767	5,000	5,000	5,000	5,000	5,000	5,000	5,000
630112	Assessments and PSI	23,290	40,000	40,000	40,000	40,000	40,000	40,000	40,000
630161	Bond Fees	2,770	4,000	4,000	4,000	4,000	4,000	4,000	4,000
630441	CVR County Portion	9,160	13,000	13,000	13,000	13,000	13,000	13,000	13,000
630565	Drug Treatment Court Fee	18,885	21,000	21,000	21,000	21,000	21,000	21,000	21,000
630567	Drunk Driving Caseflow DDCAF	12,419	24,000	24,000	24,000	24,000	24,000	24,000	24,000
630721	Filing Fees DCU	67,326	73,000	73,000	73,000	73,000	73,000	73,000	73,000
630798	Forfeiture of Bonds	25,230	26,000	26,000	26,000	26,000	26,000	26,000	26,000
630826	Garnishment Fees	76,500	90,000	90,000	90,000	90,000	90,000	90,000	90,000
631015	Jury Fees	840	1,700	1,700	1,700	1,700	1,700	1,700	1,700
631064	Late Penalty	59,630	60,000	60,000	60,000	60,000	60,000	60,000	60,000
631085	License Reinstatement Fees	7,193	22,000	22,000	22,000	22,000	5,000	5,000	5,000
631148	Marriage Fees	400	1,000	1,000	1,000	1,000	1,000	1,000	1,000
631253	Miscellaneous Revenue	20,411	20,000	20,000	20,000	20,000	20,000	20,000	20,000
631288	No Insurance Proof Fee	2,525	7,000	7,000	7,000	7,000	7,000	7,000	7,000
631330	NSF Check Fees	245	500	500	500	500	500	500	500
631421	Ordinance Fines and Costs	498,989	628,722	628,722	628,722	628,722	525,000	525,000	525,000
631596	Probation Fees	147,407	210,000	210,000	210,000	210,000	125,000	125,000	125,000
631736	Refund Fees PD Def Attorney	52,067	-	-	-	-	-	-	-
631830	Reimb Interpreter Fees	2,080	5,000	5,000	5,000	5,000	5,000	5,000	5,000
632108	Show Cause Fee	3,383	10,000	10,000	10,000	10,000	10,000	10,000	10,000
632170	State Law Costs	523,263	547,741	547,741	547,741	547,741	547,741	547,741	547,741
632440	Warrant Recall Fee	6,876	13,000	13,000	13,000	13,000	13,000	13,000	13,000
		1,564,656	1,822,663	1,822,663	1,822,663	1,822,663	1,616,941	1,616,941	1,616,941

Investment Income

655385	Income from Investments	44	300	300	300	300	300	300	300
		44	300	300	300	300	300	300	300

Other Revenues

670114	Cash Overages	61	-	-	-	-	-	-	-
		61	-	-	-	-	-	-	-

Revenue		1,564,966	1,823,263	1,823,263	1,823,263	1,823,263	1,617,541	1,617,541	1,617,541
----------------	--	------------------	------------------	------------------	------------------	------------------	------------------	------------------	------------------

Grand Total Revenues		1,564,966	1,823,263	1,823,263	1,823,263	1,823,263	1,617,541	1,617,541	1,617,541
-----------------------------	--	------------------	------------------	------------------	------------------	------------------	------------------	------------------	------------------

Department:	District Court	OAKLAND COUNTY, MICHIGAN						
Division:	District Court II Div (Clarkston)							
Fund:	Budget - General Fund General Purpose	FY2024 AND FY2025 AND FY2026 County Executive Recommended Budget						

Account Number/Description	FY 2022	FY 2023		FY 2024	FY 2025	FY 2024	FY 2025	FY 2026	
	Actual	Adopted Budget	Amended Budget	Amended Plan	Amended Plan	County Exec. Recommended	County Exec. Recommended	County Exec. Recommended	
Expenditures									
Personnel									
Salaries Regular									
702010	Salaries Regular	1,391,470	1,721,713	1,734,833	1,737,218	1,737,218	1,799,340	1,865,902	1,931,550
702030	Holiday	63,546	-	-	-	-	-	-	-
702050	Annual Leave	73,061	-	-	-	-	-	-	-
702080	Sick Leave	30,410	-	-	-	-	-	-	-
702200	Death Leave	1,216	-	-	-	-	-	-	-
702300	Disaster Non-Prod Salaries	7,543	-	-	-	-	-	-	-
712020	Overtime	500	10,230	10,230	10,230	10,230	10,230	10,230	10,230
		<u>1,567,747</u>	<u>1,731,943</u>	<u>1,745,063</u>	<u>1,747,448</u>	<u>1,747,448</u>	<u>1,809,570</u>	<u>1,876,132</u>	<u>1,941,780</u>
Fringe Benefits									
722750	Workers Compensation	1,412	1,898	1,898	1,898	1,898	1,439	1,493	1,545
722760	Group Life	2,961	3,227	3,227	3,227	3,227	3,565	3,698	3,818
722770	Retirement	358,767	404,924	404,924	404,924	404,924	413,222	426,664	448,616
722780	Hospitalization (Personnel)	230,421	289,573	289,573	289,573	289,573	331,165	377,197	419,443
722790	Social Security	97,932	116,305	116,305	116,305	116,305	115,562	120,193	124,455
722800	Dental	26,039	27,084	27,084	27,084	27,084	21,939	22,048	22,710
722810	Disability	18,505	21,910	21,910	21,910	21,910	23,575	24,481	25,376
722820	Unemployment Insurance (Personnel)	1,478	1,632	1,632	1,632	1,632	1,025	1,065	1,104
722850	Optical	2,371	2,506	2,506	2,506	2,506	660	710	745
722900	Fringe Benefit Adjustments	-	3,345	7,937	8,772	8,772	-	-	-
		<u>739,887</u>	<u>872,404</u>	<u>876,996</u>	<u>877,831</u>	<u>877,831</u>	<u>912,151</u>	<u>977,548</u>	<u>1,047,813</u>
Personnel		2,307,634	2,604,347	2,622,059	2,625,279	2,625,279	2,721,722	2,853,680	2,989,592
Operating Expenses									
Contractual Services									
730982	Interpreter Fees	7,995	8,556	8,556	8,556	8,556	9,556	9,556	9,556
731010	Juror Fees and Mileage	4,953	9,650	9,650	9,650	9,650	8,650	8,650	8,650
731059	Laundry and Cleaning	39	200	200	200	200	200	200	200
731101	Library Continuations	-	2,250	2,250	2,250	2,250	2,250	2,250	2,250
731185	Medical Exam	1,200	3,020	3,020	3,020	3,020	3,020	3,020	3,020
731213	Membership Dues	1,155	3,300	3,300	3,300	3,300	3,300	3,300	3,300
731297	Officer Fees	-	104	104	104	104	104	104	104
731339	Periodicals Books Publ Sub	100	553	553	553	553	553	553	553
731346	Personal Mileage	112	2,912	2,912	2,912	2,912	2,912	2,912	2,912
731388	Printing	8,258	7,326	7,326	7,326	7,326	7,326	7,326	7,326
731458	Professional Services	5,761	6,442	6,442	6,442	6,442	6,442	6,442	6,442
731479	Property Taxes	46,072	38,000	38,000	38,000	38,000	38,000	38,000	38,000
731626	Rent	333,041	342,185	342,185	352,451	363,024	352,451	363,024	373,915
731780	Software Support Maintenance	34,161	35,092	35,092	35,092	35,092	35,092	35,092	35,092
732018	Travel and Conference	4,477	7,240	7,240	7,240	7,240	7,240	7,240	7,240
730121	Bank Charges	4,705	8,653	8,653	8,653	8,653	7,653	7,653	7,653
730240	Cash Shortage	20	-	-	-	-	-	-	-

Department:	District Court	OAKLAND COUNTY, MICHIGAN								
Division:	District Court II Div (Clarkston)	FY2024 AND FY2025 AND FY2026 County Executive Recommended Budget								
Fund:	Budget - General Fund General Purpose									

Account Number/Description	FY 2022	FY 2023		FY 2024	FY 2025	FY 2024	FY 2025	FY 2026	
	Actual	Adopted Budget	Amended Budget	Amended Plan	Amended Plan	County Exec. Recommended	County Exec. Recommended	County Exec. Recommended	
730338 Computer Research Service	766	2,000	2,000	2,000	2,000	2,000	2,000	2,000	
730422 Court Transcripts	33	500	500	500	500	500	500	500	
730562 Electrical Service	26,644	32,000	32,000	32,000	32,000	32,000	32,000	32,000	
730646 Equipment Maintenance	375	3,000	3,000	3,000	3,000	3,000	3,000	3,000	
730688 Expert Witness Fee and Mileage	-	104	104	104	104	104	104	104	
730730 Filing Fees	4,000	4,000	4,000	4,000	4,000	5,000	5,000	5,000	
	483,868	517,087	517,087	527,353	537,926	527,353	537,926	548,817	
Commodities									
750448 Postage - Standard Mailing	21,943	22,000	22,000	22,000	22,000	22,000	22,000	22,000	
750462 Provisions	138	239	239	239	239	239	239	239	
750119 Dry Goods and Clothing	-	748	748	748	748	748	748	748	
750154 Expendable Equipment	18,091	3,000	3,000	3,000	3,000	3,000	3,000	3,000	
750392 Metered Postage Expense	60	150	150	150	150	150	150	150	
750399 Office Supplies	20,373	24,801	24,801	24,801	24,801	24,801	24,801	24,801	
	60,605	50,938	50,938	50,938	50,938	50,938	50,938	50,938	
Operating Expenses	544,473	568,025	568,025	578,291	588,864	578,291	588,864	599,755	
Internal Support									
Internal Services									
772618 Equipment Rental	7,781	8,198	8,198	8,198	8,198	8,198	8,198	8,198	
773535 Info Tech CLEMIS	23,956	22,581	22,581	22,581	22,581	22,581	22,581	22,581	
773630 Info Tech Development	17,106	-	5,816	-	-	-	-	-	
774636 Info Tech Operations	180,569	166,107	166,107	166,107	166,107	166,107	166,107	166,107	
774637 Info Tech Managed Print Svcs	5,250	6,014	6,014	6,014	6,014	6,014	6,014	6,014	
774677 Insurance Fund	10,111	9,837	9,837	9,915	9,992	17,926	17,926	17,926	
775754 Maintenance Department Charges	36,386	-	16,851	-	-	-	-	-	
778675 Telephone Communications	20,093	36,531	36,531	36,531	36,531	37,920	37,920	37,920	
	301,252	249,268	271,935	249,346	249,423	258,746	258,746	258,746	
Internal Support	301,252	249,268	271,935	249,346	249,423	258,746	258,746	258,746	
Grand Total Expenditures	3,153,359	3,421,640	3,462,019	3,452,916	3,463,566	3,558,759	3,701,290	3,848,093	

Department:	District Court	OAKLAND COUNTY, MICHIGAN						
Division:	District Court III Div (Rochester Hills)							
Fund:	Budget - General Fund General Purpose	FY2024 AND FY2025 AND FY2026 County Executive Recommended Budget						

Account Number/Description	FY 2022	FY 2023		FY 2024	FY 2025	FY 2024	FY 2025	FY 2026
	Actual	Adopted Budget	Amended Budget	Amended Plan	Amended Plan	County Exec. Recommended	County Exec. Recommended	County Exec. Recommended

Revenues

Revenue								
Intergovernmental Program Reimbursement								
625414	Drug Case Management	536	700	700	700	700	700	700
		536	700	700	700	700	700	700

Charges for Services								
630105	Assessment Fees	3,049	1,000	1,000	1,000	1,000	1,000	1,000
630112	Assessments and PSI	50,445	80,000	80,000	80,000	80,000	60,000	60,000
630161	Bond Fees	11,017	14,000	14,000	14,000	14,000	14,000	14,000
630441	CVR County Portion	14,445	22,000	22,000	22,000	22,000	22,000	22,000
630565	Drug Treatment Court Fee	24,680	30,000	30,000	30,000	30,000	30,000	30,000
630567	Drunk Driving Caseflow DDCAF	22,118	40,000	40,000	40,000	40,000	30,000	30,000
630721	Filing Fees DCU	91,090	100,000	100,000	100,000	100,000	100,000	100,000
630798	Forfeiture of Bonds	114,360	88,000	88,000	88,000	88,000	88,000	88,000
630826	Garnishment Fees	88,935	110,000	110,000	110,000	110,000	110,000	110,000
631015	Jury Fees	800	1,400	1,400	1,400	1,400	1,400	1,400
631064	Late Penalty	90,928	110,000	110,000	110,000	110,000	110,000	110,000
631085	License Reinstatement Fees	12,274	45,000	45,000	45,000	45,000	10,000	10,000
631148	Marriage Fees	1,490	1,500	1,500	1,500	1,500	1,500	1,500
631253	Miscellaneous Revenue	41,390	46,000	46,000	46,000	46,000	46,000	46,000
631288	No Insurance Proof Fee	5,660	31,000	31,000	31,000	31,000	10,000	10,000
631330	NSF Check Fees	245	2,000	2,000	2,000	2,000	2,000	2,000
631421	Ordinance Fines and Costs	1,501,266	2,012,142	2,012,142	2,012,142	2,012,142	1,912,142	1,912,142
631596	Probation Fees	436,458	700,000	700,000	700,000	700,000	500,000	500,000
631736	Refund Fees PD Def Attorney	120,420	-	-	-	-	-	-
631830	Reimb Interpreter Fees	17,350	10,000	10,000	10,000	10,000	10,000	10,000
632108	Show Cause Fee	13,611	10,000	10,000	10,000	10,000	10,000	10,000
632170	State Law Costs	402,949	396,973	396,973	396,973	396,973	396,973	396,973
632440	Warrant Recall Fee	27,310	35,000	35,000	35,000	35,000	35,000	35,000
		3,092,291	3,886,015	3,886,015	3,886,015	3,886,015	3,500,015	3,500,015

Investment Income								
655385	Income from Investments	220	400	400	400	400	400	400
		220	400	400	400	400	400	400

Revenue		3,093,047	3,887,115	3,887,115	3,887,115	3,887,115	3,501,115	3,501,115
Grand Total Revenues		3,093,047	3,887,115	3,887,115	3,887,115	3,887,115	3,501,115	3,501,115

Expenditures

Personnel								
Salaries Regular								
702010	Salaries Regular	2,223,053	2,806,228	2,829,178	2,833,352	2,833,352	2,961,196	3,106,503
702030	Holiday	101,017	-	-	-	-	-	-
702050	Annual Leave	104,417	-	-	-	-	-	-
702073	Parental Leave	7,167	-	-	-	-	-	-
702080	Sick Leave	51,690	-	-	-	-	-	-

Department:	District Court	OAKLAND COUNTY, MICHIGAN						
Division:	District Court III Div (Rochester Hills)							
Fund:	Budget - General Fund General Purpose	FY2024 AND FY2025 AND FY2026 County Executive Recommended Budget						

Account Number/Description		FY 2022	FY 2023		FY 2024	FY 2025	FY 2024	FY 2025	FY 2026
		Actual	Adopted Budget	Amended Budget	Amended Plan	Amended Plan	County Exec. Recommended	County Exec. Recommended	County Exec. Recommended
702190	Workers Compensation Pay	156	-	-	-	-	-	-	-
702200	Death Leave	1,689	-	-	-	-	-	-	-
702300	Disaster Non-Prod Salaries	11,722	-	-	-	-	-	-	-
712020	Overtime	6,153	2,405	2,405	2,405	2,405	2,405	2,405	2,405
		2,507,064	2,808,633	2,831,583	2,835,757	2,835,757	2,963,601	3,108,908	3,247,206
<u>Fringe Benefits</u>									
722750	Workers Compensation	2,256	3,092	3,092	3,092	3,092	2,369	2,485	2,596
722760	Group Life	4,799	5,283	5,283	5,283	5,283	5,905	6,198	6,475
722770	Retirement	579,890	677,039	677,039	677,039	677,039	689,449	719,767	763,105
722780	Hospitalization (Personnel)	270,154	326,622	326,622	326,622	326,622	412,604	469,955	522,590
722790	Social Security	158,652	190,510	190,510	190,510	190,510	191,428	201,622	210,941
722800	Dental	29,147	31,257	31,257	31,257	31,257	24,420	24,542	25,278
722810	Disability	29,602	36,058	36,058	36,058	36,058	39,273	41,330	43,268
722820	Unemployment Insurance (Personnel)	2,372	2,661	2,661	2,661	2,661	1,695	1,782	1,865
722850	Optical	2,860	2,991	2,991	2,991	2,991	802	862	905
722900	Fringe Benefit Adjustments	-	2,682	10,715	12,175	12,175	-	-	-
		1,079,733	1,278,195	1,286,228	1,287,688	1,287,688	1,367,945	1,468,544	1,577,023
Personnel		3,586,797	4,086,828	4,117,811	4,123,445	4,123,445	4,331,545	4,577,452	4,824,229
<u>Operating Expenses</u>									
<u>Contractual Services</u>									
730982	Interpreter Fees	26,510	30,000	30,000	30,000	30,000	30,000	30,000	30,000
731010	Juror Fees and Mileage	10,048	20,875	20,875	20,875	20,875	17,875	17,875	17,875
731059	Laundry and Cleaning	53	100	100	100	100	100	100	100
731101	Library Continuations	-	4,471	4,471	4,471	4,471	4,471	4,471	4,471
731185	Medical Exam	3,000	6,000	6,000	6,000	6,000	6,000	6,000	6,000
731213	Membership Dues	5,555	5,800	5,800	5,800	5,800	5,800	5,800	5,800
731339	Periodicals Books Publ Sub	6,053	2,000	2,000	2,000	2,000	5,000	5,000	5,000
731346	Personal Mileage	-	4,000	4,000	4,000	4,000	2,000	2,000	2,000
731388	Printing	10,506	12,913	12,913	12,913	12,913	12,913	12,913	12,913
731458	Professional Services	3,871	3,560	3,560	3,560	3,560	3,560	3,560	3,560
731780	Software Support Maintenance	70,683	64,927	64,927	64,927	64,927	69,927	69,927	69,927
731818	Special Event Program	-	300	300	300	300	300	300	300
732018	Travel and Conference	3,640	8,739	8,739	8,739	8,739	7,739	7,739	7,739
730121	Bank Charges	5,695	10,750	10,750	10,750	10,750	8,750	8,750	8,750
730240	Cash Shortage	100	-	-	-	-	-	-	-
730338	Computer Research Service	3,912	3,500	6,830	3,500	3,500	3,500	3,500	3,500
730422	Court Transcripts	86	500	500	500	500	500	500	500
730457	Defense Atty Fees Appellate	2,027	-	-	-	-	-	-	-
730646	Equipment Maintenance	341	800	800	800	800	800	800	800
		152,079	179,235	182,565	179,235	179,235	179,235	179,235	179,235
<u>Commodities</u>									
750448	Postage - Standard Mailing	45,000	55,000	55,000	55,000	55,000	55,000	55,000	55,000
750462	Provisions	36	420	420	420	420	420	420	420
750119	Dry Goods and Clothing	-	1,000	1,000	1,000	1,000	1,000	1,000	1,000
750154	Expendable Equipment	-	1,180	1,180	1,180	1,180	1,180	1,180	1,180

Department:	District Court	OAKLAND COUNTY, MICHIGAN						
Division:	District Court III Div (Rochester Hills)	FY2024 AND FY2025 AND FY2026 County Executive Recommended Budget						
Fund:	Budget - General Fund General Purpose							

Account Number/Description	FY 2022	FY 2023		FY 2024	FY 2025	FY 2024	FY 2025	FY 2026
	Actual	Adopted Budget	Amended Budget	Amended Plan	Amended Plan	County Exec. Recommended	County Exec. Recommended	County Exec. Recommended
750280 Laboratory Supplies	-	345	345	345	345	345	345	345
750392 Metered Postage Expense	211	375	375	375	375	375	375	375
750399 Office Supplies	28,435	41,172	41,172	41,172	41,172	41,172	41,172	41,172
	73,682	99,492	99,492	99,492	99,492	99,492	99,492	99,492
Operating Expenses	225,761	278,727	282,057	278,727	278,727	278,727	278,727	278,727
Internal Support								
Internal Services								
770631 Bldg Space Cost Allocation	445,921	471,895	471,895	529,279	534,384	521,632	570,703	583,374
772618 Equipment Rental	25,670	24,700	24,700	24,700	24,700	24,700	24,700	24,700
773535 Info Tech CLEMIS	32,873	32,155	32,155	32,155	32,155	32,155	32,155	32,155
773630 Info Tech Development	17,106	-	5,816	-	-	-	-	-
774636 Info Tech Operations	300,792	289,623	289,623	289,623	289,623	289,623	289,623	289,623
774637 Info Tech Managed Print Svcs	20,462	18,600	18,600	18,600	18,600	18,600	18,600	18,600
774677 Insurance Fund	19,457	16,362	16,362	16,491	16,621	30,651	30,651	30,651
775754 Maintenance Department Charges	30,118	-	9,037	-	-	-	-	-
778675 Telephone Communications	70,858	90,056	90,056	90,056	90,056	93,479	93,479	93,479
	963,258	943,391	958,244	1,000,904	1,006,139	1,010,840	1,059,911	1,072,582
Internal Support	963,258	943,391	958,244	1,000,904	1,006,139	1,010,840	1,059,911	1,072,582
Grand Total Expenditures	4,775,816	5,308,946	5,358,112	5,403,076	5,408,311	5,621,112	5,916,090	6,175,538

Department:	District Court	OAKLAND COUNTY, MICHIGAN						
Division:	District Court IV Div (Troy)	FY2024 AND FY2025 AND FY2026 County Executive Recommended Budget						
Fund:	Budget - General Fund General Purpose							

Account Number/Description	FY 2022	FY 2023		FY 2024	FY 2025	FY 2024	FY 2025	FY 2026
	Actual	Adopted Budget	Amended Budget	Amended Plan	Amended Plan	County Exec. Recommended	County Exec. Recommended	County Exec. Recommended

Revenues

Revenue

Intergovernmental Program Reimbursement

625414	Drug Case Management	199	300	300	300	300	300	300	300
		199	300	300	300	300	300	300	300

Charges for Services

630105	Assessment Fees	4,349	14,000	14,000	14,000	14,000	14,000	14,000	14,000
630112	Assessments and PSI	18,710	55,000	55,000	55,000	55,000	20,000	20,000	20,000
630161	Bond Fees	5,596	10,000	10,000	10,000	10,000	10,000	10,000	10,000
630441	CVR County Portion	7,681	16,500	16,500	16,500	16,500	16,500	16,500	16,500
630565	Drug Treatment Court Fee	15,540	12,000	12,000	12,000	12,000	12,000	12,000	12,000
630567	Drunk Driving Caseflow DDCAF	13,385	35,000	35,000	35,000	35,000	35,000	35,000	35,000
630721	Filing Fees DCU	76,189	50,000	50,000	50,000	50,000	64,000	64,000	64,000
630798	Forfeiture of Bonds	36,906	65,000	65,000	65,000	65,000	65,000	65,000	65,000
630826	Garnishment Fees	46,770	45,000	45,000	45,000	45,000	45,000	45,000	45,000
631015	Jury Fees	46,000	6,500	6,500	6,500	6,500	6,500	6,500	6,500
631064	Late Penalty	25,520	45,000	45,000	45,000	45,000	45,000	45,000	45,000
631085	License Reinstatement Fees	3,979	18,000	18,000	18,000	18,000	4,000	4,000	4,000
631148	Marriage Fees	400	800	800	800	800	800	800	800
631253	Miscellaneous Revenue	19,695	36,000	36,000	36,000	36,000	36,000	36,000	36,000
631288	No Insurance Proof Fee	2,875	16,000	16,000	16,000	16,000	16,000	16,000	16,000
631330	NSF Check Fees	210	500	500	500	500	500	500	500
631421	Ordinance Fines and Costs	641,968	1,063,507	1,063,507	1,063,507	1,063,507	818,900	818,900	818,900
631596	Probation Fees	172,058	390,000	390,000	390,000	390,000	180,000	180,000	180,000
631736	Refund Fees PD Def Attorney	47,859	-	-	-	-	-	-	-
631830	Reimb Interpreter Fees	5,540	15,000	15,000	15,000	15,000	15,000	15,000	15,000
632108	Show Cause Fee	7,668	21,000	21,000	21,000	21,000	21,000	21,000	21,000
632170	State Law Costs	125,281	180,783	180,783	180,783	180,783	139,203	139,203	139,203
632440	Warrant Recall Fee	8,295	25,000	25,000	25,000	25,000	25,000	25,000	25,000
		1,332,473	2,120,590	2,120,590	2,120,590	2,120,590	1,589,403	1,589,403	1,589,403

Investment Income

655385	Income from Investments	88	1,000	1,000	1,000	1,000	1,000	1,000	1,000
		88	1,000	1,000	1,000	1,000	1,000	1,000	1,000

Other Revenues

670114	Cash Overages	1	-	-	-	-	-	-	-
		1	-	-	-	-	-	-	-

Revenue		1,332,761	2,121,890	2,121,890	2,121,890	2,121,890	1,590,703	1,590,703	1,590,703
----------------	--	------------------	------------------	------------------	------------------	------------------	------------------	------------------	------------------

Grand Total Revenues		1,332,761	2,121,890	2,121,890	2,121,890	2,121,890	1,590,703	1,590,703	1,590,703
-----------------------------	--	------------------	------------------	------------------	------------------	------------------	------------------	------------------	------------------

Department:	District Court	OAKLAND COUNTY, MICHIGAN						
Division:	District Court IV Div (Troy)	FY2024 AND FY2025 AND FY2026 County Executive Recommended Budget						
Fund:	Budget - General Fund General Purpose							

Account Number/Description	FY 2022	FY 2023		FY 2024	FY 2025	FY 2024	FY 2025	FY 2026	
	Actual	Adopted Budget	Amended Budget	Amended Plan	Amended Plan	County Exec. Recommended	County Exec. Recommended	County Exec. Recommended	
Expenditures									
Personnel									
Salaries Regular									
702010	Salaries Regular	1,578,123	1,848,422	1,858,453	1,860,485	1,860,951	1,977,484	2,062,296	2,138,614
702030	Holiday	65,706	-	-	-	-	-	-	-
702050	Annual Leave	74,190	-	-	-	-	-	-	-
702073	Parental Leave	6,893	-	-	-	-	-	-	-
702080	Sick Leave	23,173	-	-	-	-	-	-	-
702200	Death Leave	544	-	-	-	-	-	-	-
702300	Disaster Non-Prod Salaries	17,977	-	-	-	-	-	-	-
712020	Overtime	4,529	7,500	7,500	7,500	7,500	7,500	7,500	7,500
712040	Holiday Overtime	612	-	-	-	-	-	-	-
		1,771,746	1,855,922	1,865,953	1,867,985	1,868,451	1,984,984	2,069,796	2,146,114
Fringe Benefits									
722740	Fringe Benefits Expense	-	24,541	24,541	25,488	26,341	-	-	-
722750	Workers Compensation	1,594	2,084	2,084	2,084	2,084	1,582	1,650	1,711
722760	Group Life	3,222	3,660	3,660	3,660	3,660	4,156	4,335	4,480
722770	Retirement	381,522	445,169	445,169	445,169	445,169	463,964	482,027	508,346
722780	Hospitalization (Personnel)	292,104	335,900	335,900	335,900	335,900	416,631	474,543	527,692
722790	Social Security	109,159	130,281	130,281	130,281	130,281	133,248	139,385	144,568
722800	Dental	32,197	32,154	32,154	32,154	32,154	28,412	28,554	29,410
722810	Disability	20,237	25,051	25,051	25,051	25,051	27,730	28,960	30,057
722820	Unemployment Insurance (Personnel)	1,682	1,798	1,798	1,798	1,798	1,132	1,183	1,228
722850	Optical	2,887	2,883	2,883	2,883	2,883	878	944	991
722900	Fringe Benefit Adjustments	-	(4,505)	(994)	(356)	(356)	-	-	-
		844,604	999,016	1,002,527	1,004,112	1,004,965	1,077,732	1,161,579	1,248,484
Personnel		2,616,350	2,854,938	2,868,480	2,872,097	2,873,416	3,062,717	3,231,375	3,394,597
Operating Expenses									
Contractual Services									
730982	Interpreter Fees	23,557	42,000	42,000	42,000	42,000	37,710	37,710	37,710
731010	Juror Fees and Mileage	10,875	12,000	12,000	12,000	12,000	12,000	12,000	12,000
731101	Library Continuations	-	1,556	1,556	1,556	1,556	1,556	1,556	1,556
731213	Membership Dues	2,160	2,200	2,200	2,200	2,200	2,200	2,200	2,200
731297	Officer Fees	-	100	100	100	100	100	100	100
731346	Personal Mileage	467	3,546	3,546	3,546	3,546	2,546	2,546	2,546
731388	Printing	1,577	3,900	3,900	3,900	3,900	2,900	2,900	2,900
731458	Professional Services	5,681	5,000	5,000	5,000	5,000	5,000	5,000	5,000
731626	Rent	203,288	203,288	203,288	203,288	203,288	203,288	203,288	203,288
731780	Software Support Maintenance	31,331	34,450	34,450	34,450	34,450	34,450	34,450	34,450
732018	Travel and Conference	8,846	5,000	5,000	5,000	5,000	7,240	7,240	7,240
732165	Workshops and Meeting	460	1,500	1,500	1,500	1,500	1,500	1,500	1,500
730121	Bank Charges	5,178	6,000	6,000	6,000	6,000	6,000	6,000	6,000
730240	Cash Shortage	15	-	-	-	-	-	-	-

Department:	District Court	OAKLAND COUNTY, MICHIGAN								
Division:	District Court IV Div (Troy)	FY2024 AND FY2025 AND FY2026 County Executive Recommended Budget								
Fund:	Budget - General Fund General Purpose									

Account Number/Description	FY 2022	FY 2023		FY 2024	FY 2025	FY 2024	FY 2025	FY 2026	
	Actual	Adopted Budget	Amended Budget	Amended Plan	Amended Plan	County Exec. Recommended	County Exec. Recommended	County Exec. Recommended	
730338 Computer Research Service	3,249	1,200	3,800	1,200	1,200	3,250	3,250	3,250	
730422 Court Transcripts	-	200	200	200	200	200	200	200	
730548 Drug Testing Expense	4,200	3,600	3,600	3,600	3,600	3,600	3,600	3,600	
730562 Electrical Service	79,927	75,000	75,000	75,000	75,000	75,000	75,000	75,000	
730646 Equipment Maintenance	400	1,500	1,500	1,500	1,500	1,000	1,000	1,000	
730730 Filing Fees	-	-	-	-	-	2,500	2,500	2,500	
	381,211	402,040	404,640	402,040	402,040	402,040	402,040	402,040	
Commodities									
750448 Postage - Standard Mailing	20,000	20,000	20,000	20,000	20,000	20,000	20,000	20,000	
750462 Provisions	52	500	500	500	500	500	500	500	
750119 Dry Goods and Clothing	-	500	500	500	500	500	500	500	
750154 Expendable Equipment	-	1,500	1,500	1,500	1,500	1,500	1,500	1,500	
750170 Other Expendable Equipment	484	-	-	-	-	-	-	-	
750392 Metered Postage Expense	266	200	200	200	200	200	200	200	
750399 Office Supplies	20,830	22,532	22,532	22,532	22,532	22,532	22,532	22,532	
	41,631	45,232	45,232	45,232	45,232	45,232	45,232	45,232	
Capital Outlay									
760160 Furniture and Fixtures	1,382	-	-	-	-	-	-	-	
	1,382	-	-	-	-	-	-	-	
Operating Expenses	424,225	447,272	449,872	447,272	447,272	447,272	447,272	447,272	
Internal Support									
Internal Services									
772618 Equipment Rental	11,814	10,252	10,252	10,252	10,252	10,252	10,252	10,252	
773535 Info Tech CLEMIS	23,341	22,001	22,001	22,001	22,001	22,001	22,001	22,001	
773630 Info Tech Development	17,104	-	5,815	-	-	-	-	-	
774636 Info Tech Operations	214,832	200,784	200,784	200,784	200,784	200,784	200,784	200,784	
774637 Info Tech Managed Print Svcs	5,499	9,186	9,186	9,186	9,186	9,186	9,186	9,186	
774677 Insurance Fund	11,754	11,156	11,156	11,245	11,332	20,370	20,370	20,370	
775754 Maintenance Department Charges	30,646	-	5,345	-	-	-	-	-	
778675 Telephone Communications	25,691	42,938	42,938	42,938	42,938	44,570	44,570	44,570	
	340,681	296,317	307,477	296,406	296,493	307,163	307,163	307,163	
Internal Support	340,681	296,317	307,477	296,406	296,493	307,163	307,163	307,163	
Grand Total Expenditures	3,381,256	3,598,527	3,625,829	3,615,775	3,617,181	3,817,152	3,985,810	4,149,032	

Department:	Probate Court	OAKLAND COUNTY, MICHIGAN							
Fund:	Budget - General Fund General Purpose	FY2024 AND FY2025 AND FY2026 County Executive Recommended Budget							

Account Number/Description	FY 2022	FY 2023		FY 2024	FY 2025	FY 2024	FY 2025	FY 2026
	Actual	Adopted Budget	Amended Budget	Amended Plan	Amended Plan	County Exec. Recommended	County Exec. Recommended	County Exec. Recommended

Revenues

Revenue		FY 2022	FY 2023	FY 2023	FY 2024	FY 2025	FY 2024	FY 2025	FY 2026
		Actual	Adopted Budget	Amended Budget	Amended Plan	Amended Plan	County Exec. Recommended	County Exec. Recommended	County Exec. Recommended
Intergovernmental Program Reimbursement									
626653	Probate Judges Salaries	160,723	-	-	-	-	-	-	-
		160,723	-	-	-	-	-	-	-
Charges for Services									
630007	Account Filings Probate	20,070	18,000	18,000	18,000	18,000	18,000	18,000	18,000
630063	Ancillary Fees	62	200	200	200	200	100	100	100
630098	Application and Admin Fee	125	500	500	500	500	200	200	200
630210	Certified Copies	186,872	130,000	130,000	130,000	130,000	135,000	135,000	135,000
630789	Foreign Letter Ancillary	190	100	100	100	100	100	100	100
630854	Gross Estate Fees	431,718	302,000	302,000	302,000	302,000	310,000	310,000	310,000
631010	Judge On Line Services	-	1,500	1,500	1,500	1,500	-	-	-
631015	Jury Fees	570	500	500	500	500	500	500	500
631141	Marriage Ceremony	32	100	100	100	100	50	50	50
631253	Miscellaneous Revenue	5,374	400	400	400	400	-	-	-
631260	Miscellaneous Petitions	19,270	15,000	15,000	15,000	15,000	15,000	15,000	15,000
631281	Motion Fees	4,380	3,000	3,000	3,000	3,000	3,000	3,000	3,000
631351	Objection	3,420	2,000	2,000	2,000	2,000	2,000	2,000	2,000
631526	Photostats	59,222	27,000	27,000	27,000	27,000	30,000	30,000	30,000
631736	Refund Fees PD Def Attorney	26,240	-	-	-	-	-	-	-
631967	Safe Deposit Fee	290	300	300	300	300	300	300	300
632177	Statement and Proof of Claim	11,300	8,000	8,000	8,000	8,000	8,200	8,200	8,200
632492	Will Deposits	10,725	10,000	10,000	10,000	10,000	10,200	10,200	10,200
		779,860	518,600	518,600	518,600	518,600	532,650	532,650	532,650
Revenue		940,584	518,600	518,600	518,600	518,600	532,650	532,650	532,650
Grand Total Revenues		940,584	518,600	518,600	518,600	518,600	532,650	532,650	532,650

Expenditures

Personnel		FY 2022	FY 2023	FY 2023	FY 2024	FY 2025	FY 2024	FY 2025	FY 2026
		Actual	Adopted Budget	Amended Budget	Amended Plan	Amended Plan	County Exec. Recommended	County Exec. Recommended	County Exec. Recommended
Salaries Regular									
702010	Salaries Regular	2,982,519	3,694,744	3,707,061	3,707,061	3,707,061	3,893,752	4,008,188	4,107,007
702030	Holiday	130,143	-	-	-	-	-	-	-
702050	Annual Leave	147,946	-	-	-	-	-	-	-
702073	Parental Leave	11,393	-	-	-	-	-	-	-
702080	Sick Leave	52,348	-	-	-	-	-	-	-
702190	Workers Compensation Pay	(2,705)	-	-	-	-	-	-	-
702200	Death Leave	7,285	-	-	-	-	-	-	-
702300	Disaster Non-Prod Salaries	16,021	-	-	-	-	-	-	-
712020	Overtime	2,743	10,000	10,000	10,000	10,000	10,000	10,000	10,000
		3,347,692	3,704,744	3,717,061	3,717,061	3,717,061	3,903,752	4,018,188	4,117,007

Department:	Probate Court	OAKLAND COUNTY, MICHIGAN						
Fund:	Budget - General Fund General Purpose	FY2024 AND FY2025 AND FY2026 County Executive Recommended Budget						

Account Number/Description	FY 2022	FY 2023		FY 2024	FY 2025	FY 2024	FY 2025	FY 2026	
	Actual	Adopted Budget	Amended Budget	Amended Plan	Amended Plan	County Exec. Recommended	County Exec. Recommended	County Exec. Recommended	
Fringe Benefits									
722750	Workers Compensation	3,017	4,100	4,100	4,100	4,100	3,105	3,197	3,276
722760	Group Life	7,121	7,867	7,867	7,867	7,867	8,669	8,920	9,125
722770	Retirement	844,264	929,390	929,390	929,390	929,390	996,435	1,022,369	1,065,163
722780	Hospitalization (Personnel)	428,598	533,398	533,398	533,398	533,398	617,910	703,800	782,625
722790	Social Security	242,650	271,134	271,134	271,134	271,134	285,238	297,372	304,919
722800	Dental	44,259	46,221	46,221	46,221	46,221	36,868	37,053	38,164
722810	Disability	41,663	46,604	46,604	46,604	46,604	50,043	51,793	53,289
722820	Unemployment Insurance (Personnel)	2,721	3,047	3,047	3,047	3,047	1,923	1,992	2,051
722850	Optical	3,998	4,296	4,296	4,296	4,296	1,106	1,189	1,249
722900	Fringe Benefit Adjustments	-	(7,552)	(3,240)	(3,240)	(3,240)	4,312	4,312	4,312
		1,618,291	1,838,505	1,842,817	1,842,817	1,842,817	2,005,611	2,131,996	2,264,174
Personnel		4,965,983	5,543,249	5,559,878	5,559,878	5,559,878	5,909,363	6,150,184	6,381,181

Operating Expenses

Contractual Services									
730982	Interpreter Fees	8,550	8,000	8,000	8,000	8,000	9,000	9,000	9,000
731101	Library Continuations	6,027	14,981	14,981	14,981	14,981	14,981	14,981	14,981
731192	Medical Services Guardianship	73,100	70,600	70,600	70,600	70,600	75,000	75,000	75,000
731206	Medical Services Probate Exam	119,256	75,000	75,000	75,000	75,000	125,000	125,000	125,000
731213	Membership Dues	8,864	8,500	8,500	8,500	8,500	9,000	9,000	9,000
731346	Personal Mileage	-	3,480	3,480	3,480	3,480	3,480	3,480	3,480
731388	Printing	3,087	17,028	17,028	17,028	17,028	17,028	17,028	17,028
731458	Professional Services	1,830	3,080	3,080	3,080	3,080	7,000	7,000	7,000
731577	Refund Prior Years Revenue	8	-	-	-	-	-	-	-
731780	Software Support Maintenance	80,321	76,000	76,000	76,000	76,000	80,500	80,500	80,500
732018	Travel and Conference	2,951	8,500	8,500	8,500	8,500	22,000	22,000	22,000
732081	Visiting Judges	3,640	10,000	10,000	10,000	10,000	10,000	10,000	10,000
730072	Advertising	3,229	4,300	4,300	4,300	4,300	4,300	4,300	4,300
730226	Car Allowance	-	2,000	2,000	2,000	2,000	2,000	2,000	2,000
730240	Cash Shortage	17	-	-	-	-	-	-	-
730415	Court Reporter Services	2,100	5,000	5,000	5,000	5,000	5,000	5,000	5,000
730422	Court Transcripts	-	1,000	1,000	1,000	1,000	1,000	1,000	1,000
730450	Defense Atty Fees	334,306	381,552	381,552	381,552	381,552	381,552	381,552	381,552
730527	Direct Client Services	19	-	-	-	-	-	-	-
730646	Equipment Maintenance	384	2,000	2,000	2,000	2,000	2,000	2,000	2,000
730688	Expert Witness Fee and Mileage	-	1,000	1,000	1,000	1,000	1,000	1,000	1,000
730723	Fees Guardian Ad Litem	342,907	325,294	325,294	325,294	325,294	325,294	325,294	325,294
730828	Guardian Review-Adult	31,975	18,000	39,455	18,000	18,000	18,000	18,000	18,000
730835	Guardian Review-Minor	700	2,000	7,500	2,000	2,000	2,000	2,000	2,000
		1,023,270	1,037,315	1,064,270	1,037,315	1,037,315	1,115,135	1,115,135	1,115,135

Department: Probate Court		OAKLAND COUNTY, MICHIGAN							
Fund: Budget - General Fund General Purpose		FY2024 AND FY2025 AND FY2026 County Executive Recommended Budget							
Account Number/Description	FY 2022	FY 2023		FY 2024	FY 2025	FY 2024	FY 2025	FY 2026	
	Actual	Adopted Budget	Amended Budget	Amended Plan	Amended Plan	County Exec. Recommended	County Exec. Recommended	County Exec. Recommended	
Commodities									
750049	Computer Supplies	-	1,600	1,600	1,600	1,600	1,600	1,600	1,600
750119	Dry Goods and Clothing	-	400	400	400	400	400	400	400
750154	Expendable Equipment	9,212	12,000	30,926	12,000	12,000	12,000	12,000	12,000
750392	Metered Postage Expense	45,429	38,220	38,220	38,220	38,220	46,000	46,000	46,000
750399	Office Supplies	33,730	23,889	23,889	23,889	23,889	30,000	30,000	23,889
		88,371	76,109	95,035	76,109	76,109	90,000	90,000	83,889
Operating Expenses		1,111,641	1,113,424	1,159,305	1,113,424	1,113,424	1,205,135	1,205,135	1,199,024
Internal Support									
Internal Services									
770631	Bldg Space Cost Allocation	533,794	520,974	520,974	584,326	589,963	554,537	606,704	620,173
772618	Equipment Rental	52,341	33,570	33,570	33,570	33,570	33,570	33,570	33,570
773535	Info Tech CLEMIS	18,420	17,362	17,362	17,362	17,362	17,362	17,362	17,362
773630	Info Tech Development	84,548	-	78,503	-	-	-	-	-
774636	Info Tech Operations	430,944	430,344	430,344	430,344	430,344	430,344	430,344	430,344
774637	Info Tech Managed Print Svcs	3,694	4,031	4,031	4,031	4,031	4,031	4,031	4,031
774677	Insurance Fund	20,646	42,263	42,263	42,596	42,929	63,841	63,841	63,841
775754	Maintenance Department Charges	487	-	1,996	-	-	-	-	-
778675	Telephone Communications	50,095	55,190	55,190	55,190	55,190	57,287	57,287	57,287
		1,194,968	1,103,734	1,184,233	1,167,419	1,173,389	1,160,972	1,213,139	1,226,608
Internal Support		1,194,968	1,103,734	1,184,233	1,167,419	1,173,389	1,160,972	1,213,139	1,226,608
Grand Total Expenditures		7,272,591	7,760,407	7,903,416	7,840,721	7,846,691	8,275,470	8,568,458	8,806,813

Department:	Probate Court	OAKLAND COUNTY, MICHIGAN						
Division:	Probate Court Administration	FY2024 AND FY2025 AND FY2026 County Executive Recommended Budget						
Fund:	Budget - General Fund General Purpose							

Account Number/Description	FY 2022	FY 2023		FY 2024	FY 2025	FY 2024	FY 2025	FY 2026
	Actual	Adopted Budget	Amended Budget	Amended Plan	Amended Plan	County Exec. Recommended	County Exec. Recommended	County Exec. Recommended

Revenues

Revenue

Intergovernmental Program Reimbursement								
626653	Probate Judges Salaries	160,723	-	-	-	-	-	-
		160,723	-	-	-	-	-	-
Revenue		160,723	-	-	-	-	-	-
Grand Total Revenues		160,723	-	-	-	-	-	-

Expenditures

Personnel

Salaries Regular

702010	Salaries Regular	1,696,028	1,960,015	1,972,332	1,972,332	1,972,332	2,081,650	2,121,715	2,157,150
702030	Holiday	58,578	-	-	-	-	-	-	-
702050	Annual Leave	52,824	-	-	-	-	-	-	-
702080	Sick Leave	22,182	-	-	-	-	-	-	-
702200	Death Leave	1,980	-	-	-	-	-	-	-
702300	Disaster Non-Prod Salaries	1,840	-	-	-	-	-	-	-
		1,833,433	1,960,015	1,972,332	1,972,332	1,972,332	2,081,650	2,121,715	2,157,150

Fringe Benefits

722750	Workers Compensation	1,651	2,191	2,191	2,191	2,191	1,655	1,688	1,716
722760	Group Life	3,897	4,320	4,320	4,320	4,320	4,747	4,835	4,916
722770	Retirement	412,570	471,879	471,879	471,879	471,879	514,925	524,644	544,274
722780	Hospitalization (Personnel)	177,345	232,366	232,366	232,366	232,366	263,968	300,660	334,333
722790	Social Security	134,368	144,692	144,692	144,692	144,692	152,394	159,216	162,293
722800	Dental	18,322	19,854	19,854	19,854	19,854	15,907	15,987	16,466
722810	Disability	18,406	20,832	20,832	20,832	20,832	22,490	23,137	23,709
722820	Unemployment Insurance (Personnel)	1,204	1,316	1,316	1,316	1,316	836	860	881
722850	Optical	1,668	1,902	1,902	1,902	1,902	463	498	523
722900	Fringe Benefit Adjustments	-	(10,802)	(6,490)	(6,490)	(6,490)	4,312	4,312	4,312
		769,431	888,550	892,862	892,862	892,862	981,697	1,035,836	1,093,423
Personnel		2,602,864	2,848,565	2,865,194	2,865,194	2,865,194	3,063,346	3,157,551	3,250,574

Operating Expenses

Contractual Services

731101	Library Continuations	-	14,981	14,981	14,981	14,981	14,981	14,981	14,981
731213	Membership Dues	-	3,300	3,300	3,300	3,300	3,550	3,550	3,550
732018	Travel and Conference	-	2,000	2,000	2,000	2,000	8,750	8,750	8,750
730415	Court Reporter Services	-	3,000	3,000	3,000	3,000	3,000	3,000	3,000
		-	23,281	23,281	23,281	23,281	30,281	30,281	30,281

Commodities

750154	Expendable Equipment	-	-	18,926	-	-	-	-	-
		-	-	18,926	-	-	-	-	-

Operating Expenses		-	23,281	42,207	23,281	23,281	30,281	30,281	30,281
---------------------------	--	----------	---------------	---------------	---------------	---------------	---------------	---------------	---------------

Department:	Probate Court	OAKLAND COUNTY, MICHIGAN
Division:	Probate Court Administration	
Fund:	Budget - General Fund General Purpose	
		FY2024 AND FY2025 AND FY2026 County Executive Recommended Budget

Account Number/Description	FY 2022	FY 2023		FY 2024	FY 2025	FY 2024	FY 2025	FY 2026
	Actual	Adopted Budget	Amended Budget	Amended Plan	Amended Plan	County Exec. Recommended	County Exec. Recommended	County Exec. Recommended
Internal Support								
Internal Services								
770631 Bldg Space Cost Allocation	374,503	365,542	365,542	409,994	413,949	389,172	425,782	435,235
773630 Info Tech Development	6,100	-	2,024	-	-	-	-	-
774636 Info Tech Operations	64,457	80,213	80,213	80,213	80,213	80,213	80,213	80,213
774637 Info Tech Managed Print Svcs	535	225	225	225	225	225	225	225
774677 Insurance Fund	7,298	23,616	23,616	23,802	23,988	23,078	23,078	23,078
775754 Maintenance Department Charges	192	-	342	-	-	-	-	-
778675 Telephone Communications	20,313	20,977	20,977	20,977	20,977	21,774	21,774	21,774
	473,396	490,573	492,939	535,211	539,352	514,462	551,072	560,525
Internal Support	473,396	490,573	492,939	535,211	539,352	514,462	551,072	560,525
Grand Total Expenditures	3,076,261	3,362,419	3,400,340	3,423,686	3,427,827	3,608,089	3,738,904	3,841,379

Department:	Probate Court	OAKLAND COUNTY, MICHIGAN							
Division:	Probate Estates and Mental Health	FY2024 AND FY2025 AND FY2026 County Executive Recommended Budget							
Fund:	Budget - General Fund General Purpose								

Account Number/Description	FY 2022	FY 2023		FY 2024	FY 2025	FY 2024	FY 2025	FY 2026
	Actual	Adopted Budget	Amended Budget	Amended Plan	Amended Plan	County Exec. Recommended	County Exec. Recommended	County Exec. Recommended

Revenues

Revenue

Charges for Services

630007	Account Filings Probate	20,070	18,000	18,000	18,000	18,000	18,000	18,000	18,000
630063	Ancillary Fees	62	200	200	200	200	100	100	100
630098	Application and Admin Fee	125	500	500	500	500	200	200	200
630210	Certified Copies	186,872	130,000	130,000	130,000	130,000	135,000	135,000	135,000
630789	Foreign Letter Ancillary	190	100	100	100	100	100	100	100
630854	Gross Estate Fees	431,718	302,000	302,000	302,000	302,000	310,000	310,000	310,000
631010	Judge On Line Services	-	1,500	1,500	1,500	1,500	-	-	-
631015	Jury Fees	570	500	500	500	500	500	500	500
631141	Marriage Ceremony	32	100	100	100	100	50	50	50
631253	Miscellaneous Revenue	5,374	400	400	400	400	-	-	-
631260	Miscellaneous Petitions	19,270	15,000	15,000	15,000	15,000	15,000	15,000	15,000
631281	Motion Fees	4,380	3,000	3,000	3,000	3,000	3,000	3,000	3,000
631351	Objection	3,420	2,000	2,000	2,000	2,000	2,000	2,000	2,000
631526	Photostats	59,222	27,000	27,000	27,000	27,000	30,000	30,000	30,000
631736	Refund Fees PD Def Attorney	26,240	-	-	-	-	-	-	-
631967	Safe Deposit Fee	290	300	300	300	300	300	300	300
632177	Statement and Proof of Claim	11,300	8,000	8,000	8,000	8,000	8,200	8,200	8,200
632492	Will Deposits	10,725	10,000	10,000	10,000	10,000	10,200	10,200	10,200
		779,860	518,600	518,600	518,600	518,600	532,650	532,650	532,650

Revenue	779,860	518,600	518,600	518,600	518,600	532,650	532,650	532,650
----------------	----------------	----------------	----------------	----------------	----------------	----------------	----------------	----------------

Grand Total Revenues	779,860	518,600	518,600	518,600	518,600	532,650	532,650	532,650
-----------------------------	----------------	----------------	----------------	----------------	----------------	----------------	----------------	----------------

Expenditures

Personnel

Salaries Regular

702010	Salaries Regular	1,286,491	1,734,729	1,734,729	1,734,729	1,734,729	1,812,102	1,886,473	1,949,857
702030	Holiday	71,565	-	-	-	-	-	-	-
702050	Annual Leave	95,122	-	-	-	-	-	-	-
702073	Parental Leave	11,393	-	-	-	-	-	-	-
702080	Sick Leave	30,166	-	-	-	-	-	-	-
702190	Workers Compensation Pay	(2,705)	-	-	-	-	-	-	-
702200	Death Leave	5,305	-	-	-	-	-	-	-
702300	Disaster Non-Prod Salaries	14,181	-	-	-	-	-	-	-
712020	Overtime	2,743	10,000	10,000	10,000	10,000	10,000	10,000	10,000
		1,514,259	1,744,729	1,744,729	1,744,729	1,744,729	1,822,102	1,896,473	1,959,857

Fringe Benefits

722750	Workers Compensation	1,366	1,909	1,909	1,909	1,909	1,450	1,509	1,560
722760	Group Life	3,224	3,547	3,547	3,547	3,547	3,923	4,085	4,209
722770	Retirement	431,694	457,511	457,511	457,511	457,511	481,511	497,725	520,889
722780	Hospitalization (Personnel)	251,254	301,032	301,032	301,032	301,032	353,942	403,140	448,292
722790	Social Security	108,282	126,442	126,442	126,442	126,442	132,844	138,156	142,626
722800	Dental	25,937	26,367	26,367	26,367	26,367	20,961	21,066	21,698

Department:	Probate Court	OAKLAND COUNTY, MICHIGAN							
Division:	Probate Estates and Mental Health	FY2024 AND FY2025 AND FY2026 County Executive Recommended Budget							
Fund:	Budget - General Fund General Purpose								

Account Number/Description	FY 2022	FY 2023		FY 2024	FY 2025	FY 2024	FY 2025	FY 2026
	Actual	Adopted Budget	Amended Budget	Amended Plan	Amended Plan	County Exec. Recommended	County Exec. Recommended	County Exec. Recommended
722810 Disability	23,257	25,772	25,772	25,772	25,772	27,553	28,656	29,580
722820 Unemployment Insurance (Personnel)	1,517	1,731	1,731	1,731	1,731	1,087	1,132	1,170
722850 Optical	2,330	2,394	2,394	2,394	2,394	643	692	726
722900 Fringe Benefit Adjustments	-	3,250	3,250	3,250	3,250	-	-	-
	848,859	949,955	949,955	949,955	949,955	1,023,915	1,096,160	1,170,750
Personnel	2,363,118	2,694,684	2,694,684	2,694,684	2,694,684	2,846,017	2,992,633	3,130,607

Operating Expenses

Contractual Services

730982 Interpreter Fees	8,550	8,000	8,000	8,000	8,000	9,000	9,000	9,000
731101 Library Continuations	6,027	-	-	-	-	-	-	-
731192 Medical Services Guardianship	73,100	70,600	70,600	70,600	70,600	75,000	75,000	75,000
731206 Medical Services Probate Exam	119,256	75,000	75,000	75,000	75,000	125,000	125,000	125,000
731213 Membership Dues	8,864	5,200	5,200	5,200	5,200	5,450	5,450	5,450
731346 Personal Mileage	-	3,480	3,480	3,480	3,480	3,480	3,480	3,480
731388 Printing	3,087	17,028	17,028	17,028	17,028	17,028	17,028	17,028
731458 Professional Services	1,830	3,080	3,080	3,080	3,080	7,000	7,000	7,000
731577 Refund Prior Years Revenue	8	-	-	-	-	-	-	-
731780 Software Support Maintenance	80,321	76,000	76,000	76,000	76,000	80,500	80,500	80,500
732018 Travel and Conference	2,951	6,500	6,500	6,500	6,500	13,250	13,250	13,250
732081 Visiting Judges	3,640	10,000	10,000	10,000	10,000	10,000	10,000	10,000
730072 Advertising	3,229	4,300	4,300	4,300	4,300	4,300	4,300	4,300
730226 Car Allowance	-	2,000	2,000	2,000	2,000	2,000	2,000	2,000
730240 Cash Shortage	17	-	-	-	-	-	-	-
730415 Court Reporter Services	2,100	2,000	2,000	2,000	2,000	2,000	2,000	2,000
730422 Court Transcripts	-	1,000	1,000	1,000	1,000	1,000	1,000	1,000
730450 Defense Atty Fees	334,306	381,552	381,552	381,552	381,552	381,552	381,552	381,552
730527 Direct Client Services	19	-	-	-	-	-	-	-
730646 Equipment Maintenance	384	2,000	2,000	2,000	2,000	2,000	2,000	2,000
730688 Expert Witness Fee and Mileage	-	1,000	1,000	1,000	1,000	1,000	1,000	1,000
730723 Fees Guardian Ad Litem	342,907	325,294	325,294	325,294	325,294	325,294	325,294	325,294
730828 Guardian Review-Adult	31,975	18,000	39,455	18,000	18,000	18,000	18,000	18,000
730835 Guardian Review-Minor	700	2,000	7,500	2,000	2,000	2,000	2,000	2,000
	1,023,270	1,014,034	1,040,989	1,014,034	1,014,034	1,084,854	1,084,854	1,084,854

Commodities

750049 Computer Supplies	-	1,600	1,600	1,600	1,600	1,600	1,600	1,600
750119 Dry Goods and Clothing	-	400	400	400	400	400	400	400
750154 Expendable Equipment	9,212	12,000	12,000	12,000	12,000	12,000	12,000	12,000
750392 Metered Postage Expense	45,429	38,220	38,220	38,220	38,220	46,000	46,000	46,000
750399 Office Supplies	33,730	23,889	23,889	23,889	23,889	30,000	30,000	23,889
	88,371	76,109	76,109	76,109	76,109	90,000	90,000	83,889

Operating Expenses	1,111,641	1,090,143	1,117,098	1,090,143	1,090,143	1,174,854	1,174,854	1,168,743
---------------------------	------------------	------------------	------------------	------------------	------------------	------------------	------------------	------------------

Department:	Probate Court	OAKLAND COUNTY, MICHIGAN						
Division:	Probate Estates and Mental Health	FY2024 AND FY2025 AND FY2026 County Executive Recommended Budget						
Fund:	Budget - General Fund General Purpose							

Account Number/Description	FY 2022	FY 2023		FY 2024	FY 2025	FY 2024	FY 2025	FY 2026
	Actual	Adopted Budget	Amended Budget	Amended Plan	Amended Plan	County Exec. Recommended	County Exec. Recommended	County Exec. Recommended
Internal Support								
Internal Services								
770631 Bldg Space Cost Allocation	159,291	155,432	155,432	174,332	176,014	165,365	180,922	184,938
772618 Equipment Rental	52,341	33,570	33,570	33,570	33,570	33,570	33,570	33,570
773535 Info Tech CLEMIS	18,420	17,362	17,362	17,362	17,362	17,362	17,362	17,362
773630 Info Tech Development	78,449	-	76,479	-	-	-	-	-
774636 Info Tech Operations	366,486	350,131	350,131	350,131	350,131	350,131	350,131	350,131
774637 Info Tech Managed Print Svcs	3,159	3,806	3,806	3,806	3,806	3,806	3,806	3,806
774677 Insurance Fund	13,348	18,647	18,647	18,794	18,941	40,763	40,763	40,763
775754 Maintenance Department Charges	296	-	1,654	-	-	-	-	-
778675 Telephone Communications	29,782	34,213	34,213	34,213	34,213	35,513	35,513	35,513
	721,571	613,161	691,294	632,208	634,037	646,510	662,067	666,083
Internal Support	721,571	613,161	691,294	632,208	634,037	646,510	662,067	666,083
Grand Total Expenditures	4,196,330	4,397,988	4,503,076	4,417,035	4,418,864	4,667,381	4,829,554	4,965,433

Department:	Prosecuting Attorney	OAKLAND COUNTY, MICHIGAN						
Fund:	Budget - General Fund General Purpose	FY2024 AND FY2025 AND FY2026 County Executive Recommended Budget						

Account Number/Description	FY 2022	FY 2023		FY 2024	FY 2025	FY 2024	FY 2025	FY 2026
	Actual	Adopted Budget	Amended Budget	Amended Plan	Amended Plan	County Exec. Recommended	County Exec. Recommended	County Exec. Recommended

Revenues

Revenue

Federal Grants

610313	Federal Operating Grants	238,846	205,000	467,500	205,000	205,000	205,000	205,000	205,000
		238,846	205,000	467,500	205,000	205,000	205,000	205,000	205,000

Charges for Services

630560	DNA Testing Fees	15	-	-	-	-	-	-	-
630602	Educational Training	2,440	6,100	6,100	6,100	6,100	6,100	6,100	6,100
630660	Extradition Recovery Fee	2,047	12,500	12,500	12,500	12,500	6,500	6,500	6,500
630791	Forensic Lab Fees	456	-	-	-	-	-	-	-
631239	Microfilming	1,132	1,500	1,500	1,500	1,500	1,500	1,500	1,500
631253	Miscellaneous Revenue	111	-	-	-	-	-	-	-
631827	Reimb General	18,913	34,000	34,000	34,000	34,000	20,000	20,000	20,000
632163	State Approp Victim Witness	706,853	766,249	799,521	-	-	799,521	799,521	799,521
		731,966	820,349	853,621	54,100	54,100	833,621	833,621	833,621

Revenue		970,813	1,025,349	1,321,121	259,100	259,100	1,038,621	1,038,621	1,038,621
----------------	--	----------------	------------------	------------------	----------------	----------------	------------------	------------------	------------------

Other Financing Sources

Transfers In

695500	Transfers In	75,000	-	100,000	-	-	-	-	-
		75,000	-	100,000	-	-	-	-	-

Other Financing Sources		75,000	-	100,000	-	-	-	-	-
--------------------------------	--	---------------	----------	----------------	----------	----------	----------	----------	----------

Grand Total Revenues		1,045,813	1,025,349	1,421,121	259,100	259,100	1,038,621	1,038,621	1,038,621
-----------------------------	--	------------------	------------------	------------------	----------------	----------------	------------------	------------------	------------------

Expenditures

Personnel

Salaries Regular

702010	Salaries Regular	10,893,064	14,800,792	14,981,620	14,318,115	14,318,115	15,504,531	16,162,641	16,781,399
702030	Holiday	587,110	-	-	-	-	-	-	-
702050	Annual Leave	668,561	-	-	-	-	-	-	-
702073	Parental Leave	96,263	-	-	-	-	-	-	-
702080	Sick Leave	267,485	-	-	-	-	-	-	-
702120	Jury Duty	91	-	-	-	-	-	-	-
702200	Death Leave	17,286	-	-	-	-	-	-	-
702300	Disaster Non-Prod Salaries	32,646	-	-	-	-	-	-	-
712020	Overtime	123,481	57,519	57,519	57,519	57,519	57,519	57,519	57,519
712040	Holiday Overtime	5,101	-	-	-	-	-	-	-
712090	On Call	28,000	28,600	28,600	28,600	28,600	72,800	72,800	72,800
		12,719,089	14,886,911	15,067,739	14,404,234	14,404,234	15,634,850	16,292,960	16,911,718

Fringe Benefits

722740	Fringe Benefits Expense	-	-	87,000	-	-	-	-	-
722750	Workers Compensation	20,564	27,834	27,307	27,307	27,307	30,229	31,413	32,563
722760	Group Life	26,336	31,441	30,441	30,441	30,441	35,024	36,493	37,895
722770	Retirement	3,152,099	3,801,468	3,685,856	3,685,856	3,685,856	3,803,301	3,955,250	4,180,285
722780	Hospitalization (Personnel)	1,287,148	1,676,184	1,603,258	1,603,258	1,603,258	2,043,403	2,312,622	2,559,700
722790	Social Security	946,635	1,103,600	1,069,603	1,069,603	1,069,603	1,170,388	1,224,002	1,271,067
722800	Dental	145,727	157,822	149,837	149,837	149,837	132,648	133,287	137,135

Department:	Prosecuting Attorney	OAKLAND COUNTY, MICHIGAN							
Fund:	Budget - General Fund General Purpose	FY2024 AND FY2025 AND FY2026 County Executive Recommended Budget							

Account Number/Description	FY 2022	FY 2023		FY 2024	FY 2025	FY 2024	FY 2025	FY 2026
	Actual	Adopted Budget	Amended Budget	Amended Plan	Amended Plan	County Exec. Recommended	County Exec. Recommended	County Exec. Recommended
722810 Disability	178,644	225,937	218,699	218,699	218,699	244,935	255,341	265,109
722820 Unemployment Insurance (Personnel)	12,555	14,614	14,134	14,134	14,134	9,302	9,698	10,069
722850 Optical	13,587	15,354	14,667	14,667	14,667	4,344	4,652	4,872
722900 Fringe Benefit Adjustments	-	30,600	291,524	30,600	30,600	-	-	-
	5,783,294	7,084,854	7,192,326	6,844,402	6,844,402	7,473,575	7,962,758	8,498,695
Personnel	18,502,383	21,971,765	22,260,065	21,248,636	21,248,636	23,108,425	24,255,718	25,410,413

Operating Expenses

Contractual Services

730982 Interpreter Fees	870	691	691	691	691	691	691	691
731024 K-9 Program	2,771	-	-	-	-	-	-	-
731101 Library Continuations	73,612	100,000	100,000	100,000	100,000	100,000	100,000	100,000
731213 Membership Dues	60,942	96,300	96,300	96,300	96,300	96,300	96,300	96,300
731220 Microfilming and Reproductions	-	500	500	500	500	500	500	500
731241 Miscellaneous	7,753	583	14,657	575	575	575	575	575
731339 Periodicals Books Publ Sub	2,116	3,000	3,000	3,000	3,000	3,000	3,000	3,000
731346 Personal Mileage	17,923	35,250	35,250	35,250	35,250	35,250	35,250	35,250
731388 Printing	14,585	39,000	39,000	39,000	39,000	39,000	39,000	39,000
731458 Professional Services	234,283	40,312	58,488	2,000	2,000	38,488	38,488	38,488
731822 Special Projects	10,628	-	-	-	-	-	-	-
731941 Training	12,057	10,700	10,700	10,700	10,700	10,700	10,700	10,700
731962 Transcript on Appeals	-	3,500	3,500	3,500	3,500	3,500	3,500	3,500
732018 Travel and Conference	52,251	3,000	63,000	3,000	3,000	3,000	3,000	3,000
732158 Witness Fees and Mileage	25,643	35,000	35,000	35,000	35,000	35,000	35,000	35,000
732165 Workshops and Meeting	405	3,000	3,000	3,000	3,000	3,000	3,000	3,000
730072 Advertising	25,488	-	-	-	-	-	-	-
730114 Auction Expense	2	-	-	-	-	-	-	-
730303 Clothing Allowance	4,250	4,500	4,500	4,500	4,500	4,500	4,500	4,500
730338 Computer Research Service	52,178	60,000	64,153	60,000	60,000	60,000	60,000	60,000
730373 Contracted Services	689	-	453,074	-	-	3,600	3,600	3,600
730422 Court Transcripts	16,069	15,000	15,000	15,000	15,000	15,000	15,000	15,000
730646 Equipment Maintenance	-	1,300	1,300	1,300	1,300	1,300	1,300	1,300
730688 Expert Witness Fee and Mileage	1,224	50,000	50,000	50,000	50,000	50,000	50,000	50,000
730695 Extradition Expense	18,706	47,000	47,000	47,000	47,000	47,000	47,000	47,000
730730 Filing Fees	3,622	12,000	12,000	12,000	12,000	12,000	12,000	12,000
730772 Freight and Express	1,449	1,500	1,500	1,500	1,500	1,500	1,500	1,500
	639,516	562,136	1,111,613	523,816	523,816	563,904	563,904	563,904

Commodities

750581 Uniforms	221	-	-	-	-	-	-	-
750154 Expendable Equipment	-	5,000	35,000	5,000	5,000	5,000	5,000	5,000
750170 Other Expendable Equipment	745	-	125,351	-	-	3,004	3,004	3,004
750245 Incentives	(675)	-	-	-	-	-	-	-
750392 Metered Postage Expense	33,611	29,000	29,000	29,000	29,000	29,000	29,000	29,000
750399 Office Supplies	83,752	60,900	60,900	60,900	60,900	60,900	60,900	60,900
	117,655	94,900	250,251	94,900	94,900	97,904	97,904	97,904

Capital Outlay

760132 Computer Equipment	-	4,800	-	-	-	-	-	-
	-	4,800	-	-	-	-	-	-

Operating Expenses	757,170	661,836	1,361,864	618,716	618,716	661,808	661,808	661,808
---------------------------	----------------	----------------	------------------	----------------	----------------	----------------	----------------	----------------

Department:	Prosecuting Attorney	OAKLAND COUNTY, MICHIGAN						
Fund:	Budget - General Fund General Purpose	FY2024 AND FY2025 AND FY2026 County Executive Recommended Budget						

Account Number/Description	FY 2022	FY 2023		FY 2024	FY 2025	FY 2024	FY 2025	FY 2026
	Actual	Adopted Budget	Amended Budget	Amended Plan	Amended Plan	County Exec. Recommended	County Exec. Recommended	County Exec. Recommended
Internal Support								
Internal Services								
770000	Internal Support Expenditures	914	-	-	-	-	-	-
770631	Bldg Space Cost Allocation	986,438	963,160	963,160	1,080,283	1,090,705	1,026,245	1,122,787
772618	Equipment Rental	-	5,480	5,480	5,480	5,480	5,480	5,480
773535	Info Tech CLEMIS	26,723	25,950	25,950	25,950	25,950	25,950	25,950
773630	Info Tech Development	114,140	-	101,425	-	-	-	-
773637	Info Tech Equipment Rental	1,094	1,094	1,094	1,094	1,094	1,094	1,094
774636	Info Tech Operations	1,103,296	967,285	975,933	967,285	967,285	967,285	967,285
774637	Info Tech Managed Print Svcs	68,015	109,286	109,286	109,286	109,286	109,286	109,286
774677	Insurance Fund	74,771	95,702	95,702	96,455	97,209	297,592	297,592
775754	Maintenance Department Charges	55,424	-	13,984	-	-	-	-
776659	Motor Pool Fuel Charges	11,901	22,044	22,044	22,044	22,044	21,792	21,792
776661	Motor Pool	45,319	75,648	75,648	75,648	75,648	85,176	85,176
777560	Radio Communications	2,742	7,980	7,980	7,980	7,980	7,980	7,980
778675	Telephone Communications	99,985	78,035	78,035	78,035	78,035	116,161	116,161
		2,590,762	2,351,664	2,475,721	2,469,540	2,480,716	2,664,041	2,760,583
		2,590,762	2,351,664	2,475,721	2,469,540	2,480,716	2,664,041	2,760,583
Internal Support								
2,590,762 2,351,664 2,475,721 2,469,540 2,480,716 2,664,041 2,760,583 2,785,509								
Transfers/Other Sources (Uses)								
Tranfers Out								
788001	Transfers Out	897,036	1,220,257	1,220,257	1,220,257	1,220,257	1,297,794	1,297,794
		897,036	1,220,257	1,220,257	1,220,257	1,220,257	1,297,794	1,297,794
		897,036	1,220,257	1,220,257	1,220,257	1,220,257	1,297,794	1,297,794
Transfers/Other Sources (Uses)								
Grand Total Expenditures								
		22,747,351	26,205,522	27,317,907	25,557,149	25,568,325	27,732,068	28,975,903
		22,747,351	26,205,522	27,317,907	25,557,149	25,568,325	27,732,068	28,975,903

Department:	Prosecuting Attorney	OAKLAND COUNTY, MICHIGAN							
Division:	Prosecuting Attorney Administration								
Fund:	Budget - General Fund General Purpose								

FY2024 AND FY2025 AND FY2026 County Executive Recommended Budget

Account Number/Description	FY 2022	FY 2023		FY 2024	FY 2025	FY 2024	FY 2025	FY 2026
	Actual	Adopted Budget	Amended Budget	Amended Plan	Amended Plan	County Exec. Recommended	County Exec. Recommended	County Exec. Recommended

Revenues

Revenue

Charges for Services

630560	DNA Testing Fees	15	-	-	-	-	-	-
630602	Educational Training	2,440	6,100	6,100	6,100	6,100	6,100	6,100
630660	Extradition Recovery Fee	2,047	12,500	12,500	12,500	12,500	6,500	6,500
630791	Forensic Lab Fees	456	-	-	-	-	-	-
631239	Microfilming	1,132	1,500	1,500	1,500	1,500	1,500	1,500
631253	Miscellaneous Revenue	111	-	-	-	-	-	-
631827	Reimb General	18,913	34,000	34,000	34,000	34,000	20,000	20,000
632163	State Approp Victim Witness	706,853	766,249	799,521	-	-	799,521	799,521
		731,966	820,349	853,621	54,100	54,100	833,621	833,621
Revenue		731,966	820,349	853,621	54,100	54,100	833,621	833,621

Other Financing Sources

Transfers In

695500	Transfers In	75,000	-	100,000	-	-	-	-
		75,000	-	100,000	-	-	-	-
Other Financing Sources		75,000	-	100,000	-	-	-	-

Grand Total Revenues

		806,966	820,349	953,621	54,100	54,100	833,621	833,621
--	--	----------------	----------------	----------------	---------------	---------------	----------------	----------------

Expenditures

Personnel

Salaries Regular

702010	Salaries Regular	1,835,740	2,446,549	2,451,877	1,963,872	1,963,872	2,530,271	2,608,144
702030	Holiday	83,253	-	-	-	-	-	-
702050	Annual Leave	113,327	-	-	-	-	-	-
702073	Parental Leave	8,061	-	-	-	-	-	-
702080	Sick Leave	35,748	-	-	-	-	-	-
702200	Death Leave	1,352	-	-	-	-	-	-
702300	Disaster Non-Prod Salaries	5,037	-	-	-	-	-	-
712020	Overtime	29,638	4,679	4,679	4,679	4,679	4,679	4,679
712040	Holiday Overtime	678	-	-	-	-	-	-
712090	On Call	5,425	3,800	4,800	4,800	4,800	4,800	4,800
		2,118,258	2,455,028	2,461,356	1,973,351	1,973,351	2,539,750	2,617,623

Fringe Benefits

722750	Workers Compensation	2,481	3,661	3,134	3,134	3,134	6,951	7,087
722760	Group Life	4,138	4,799	3,799	3,799	3,799	5,399	5,548
722770	Retirement	494,733	588,613	473,001	473,001	473,001	571,243	587,492
722780	Hospitalization (Personnel)	250,233	320,094	247,168	247,168	247,168	369,778	406,364
722790	Social Security	146,193	168,172	134,175	134,175	134,175	175,735	181,782
722800	Dental	27,987	30,583	22,598	22,598	22,598	23,058	23,148
722810	Disability	24,340	31,940	24,702	24,702	24,702	36,406	37,471
722820	Unemployment Insurance (Personnel)	1,954	2,259	1,779	1,779	1,779	1,518	1,565
722850	Optical	2,291	2,596	1,909	1,909	1,909	737	774
722900	Fringe Benefit Adjustments	-	3,000	263,924	3,000	3,000	-	-
		954,350	1,155,717	1,176,189	915,265	915,265	1,190,825	1,251,232

Personnel

		3,072,608	3,610,745	3,637,545	2,888,616	2,888,616	3,730,575	3,868,855
--	--	------------------	------------------	------------------	------------------	------------------	------------------	------------------

Department:	Prosecuting Attorney	OAKLAND COUNTY, MICHIGAN						
Division:	Prosecuting Attorney Administration							
Fund:	Budget - General Fund General Purpose	FY2024 AND FY2025 AND FY2026 County Executive Recommended Budget						

Account Number/Description	FY 2022	FY 2023		FY 2024	FY 2025	FY 2024	FY 2025	FY 2026
	Actual	Adopted Budget	Amended Budget	Amended Plan	Amended Plan	County Exec. Recommended	County Exec. Recommended	County Exec. Recommended

Operating Expenses

Contractual Services

730982	Interpreter Fees	870	691	691	691	691	691	691	691
731024	K-9 Program	2,771	-	-	-	-	-	-	-
731101	Library Continuations	73,612	100,000	100,000	100,000	100,000	100,000	100,000	100,000
731213	Membership Dues	60,759	96,300	96,300	96,300	96,300	96,300	96,300	96,300
731220	Microfilming and Reproductions	-	500	500	500	500	500	500	500
731241	Miscellaneous	7,306	583	14,657	575	575	575	575	575
731339	Periodicals Books Publ Sub	2,116	3,000	3,000	3,000	3,000	3,000	3,000	3,000
731346	Personal Mileage	1,621	3,000	3,000	3,000	3,000	3,000	3,000	3,000
731388	Printing	14,585	39,000	39,000	39,000	39,000	39,000	39,000	39,000
731458	Professional Services	96,331	40,312	58,488	2,000	2,000	38,488	38,488	38,488
731822	Special Projects	10,628	-	-	-	-	-	-	-
731941	Training	12,057	10,700	10,700	10,700	10,700	10,700	10,700	10,700
731962	Transcript on Appeals	-	3,500	3,500	3,500	3,500	3,500	3,500	3,500
732018	Travel and Conference	44,820	3,000	63,000	3,000	3,000	3,000	3,000	3,000
732158	Witness Fees and Mileage	25,643	35,000	35,000	35,000	35,000	35,000	35,000	35,000
732165	Workshops and Meeting	405	3,000	3,000	3,000	3,000	3,000	3,000	3,000
730114	Auction Expense	2	-	-	-	-	-	-	-
730303	Clothing Allowance	250	-	-	-	-	-	-	-
730338	Computer Research Service	52,178	60,000	64,153	60,000	60,000	60,000	60,000	60,000
730373	Contracted Services	689	-	11,100	-	-	3,600	3,600	3,600
730422	Court Transcripts	15,637	15,000	15,000	15,000	15,000	15,000	15,000	15,000
730646	Equipment Maintenance	-	1,300	1,300	1,300	1,300	1,300	1,300	1,300
730688	Expert Witness Fee and Mileage	1,224	50,000	50,000	50,000	50,000	50,000	50,000	50,000
730695	Extradition Expense	18,706	47,000	47,000	47,000	47,000	47,000	47,000	47,000
730730	Filing Fees	3,601	12,000	12,000	12,000	12,000	12,000	12,000	12,000
730772	Freight and Express	1,449	1,500	1,500	1,500	1,500	1,500	1,500	1,500
		447,260	525,386	632,889	487,066	487,066	527,154	527,154	527,154

Commodities

750581	Uniforms	221	-	-	-	-	-	-	-
750154	Expendable Equipment	-	5,000	35,000	5,000	5,000	5,000	5,000	5,000
750170	Other Expendable Equipment	745	-	3,004	-	-	3,004	3,004	3,004
750245	Incentives	(675)	-	-	-	-	-	-	-
750392	Metered Postage Expense	33,611	29,000	29,000	29,000	29,000	29,000	29,000	29,000
750399	Office Supplies	81,122	60,900	60,900	60,900	60,900	60,900	60,900	60,900
		115,024	94,900	127,904	94,900	94,900	97,904	97,904	97,904

Capital Outlay

760132	Computer Equipment	-	4,800	-	-	-	-	-	-
		-	4,800	-	-	-	-	-	-

Operating Expenses

		562,285	625,086	760,793	581,966	581,966	625,058	625,058	625,058
--	--	----------------	----------------	----------------	----------------	----------------	----------------	----------------	----------------

Internal Support

Internal Services

770000	Internal Support Expenditures	914	-	-	-	-	-	-	-
770631	Bldg Space Cost Allocation	986,438	963,160	963,160	1,080,283	1,090,705	1,026,245	1,122,787	1,147,713
772618	Equipment Rental	-	5,480	5,480	5,480	5,480	5,480	5,480	5,480
773535	Info Tech CLEMIS	26,723	25,950	25,950	25,950	25,950	25,950	25,950	25,950

Department:	Prosecuting Attorney	OAKLAND COUNTY, MICHIGAN
Division:	Prosecuting Attorney Administration	
Fund:	Budget - General Fund General Purpose	

FY2024 AND FY2025 AND FY2026 County Executive Recommended Budget

Account Number/Description	FY 2022	FY 2023		FY 2024	FY 2025	FY 2024	FY 2025	FY 2026
	Actual	Adopted Budget	Amended Budget	Amended Plan	Amended Plan	County Exec. Recommended	County Exec. Recommended	County Exec. Recommended
773630 Info Tech Development	114,140	-	101,425	-	-	-	-	-
773637 Info Tech Equipment Rental	1,094	1,094	1,094	1,094	1,094	1,094	1,094	1,094
774636 Info Tech Operations	1,096,046	967,285	975,933	967,285	967,285	967,285	967,285	967,285
774637 Info Tech Managed Print Svcs	68,015	109,286	109,286	109,286	109,286	109,286	109,286	109,286
774677 Insurance Fund	13,392	12,754	12,754	12,853	12,955	50,365	50,365	50,365
775754 Maintenance Department Charges	55,424	-	13,984	-	-	-	-	-
776659 Motor Pool Fuel Charges	11,901	14,764	14,764	14,764	14,764	14,512	14,512	14,512
776661 Motor Pool	45,319	55,925	55,925	55,925	55,925	65,453	65,453	65,453
777560 Radio Communications	2,742	7,980	7,980	7,980	7,980	7,980	7,980	7,980
778675 Telephone Communications	99,985	78,035	78,035	78,035	78,035	116,161	116,161	116,161
	2,522,133	2,241,713	2,365,770	2,358,935	2,369,459	2,389,811	2,486,353	2,511,279
Internal Support	2,522,133	2,241,713	2,365,770	2,358,935	2,369,459	2,389,811	2,486,353	2,511,279
Grand Total Expenditures	6,157,026	6,477,544	6,764,108	5,829,517	5,840,041	6,745,444	6,980,265	7,141,567

Department:	Prosecuting Attorney	OAKLAND COUNTY, MICHIGAN						
Division:	Prosecuting Attorney Litigation							
Fund:	Budget - General Fund General Purpose	FY2024 AND FY2025 AND FY2026 County Executive Recommended Budget						

Account Number/Description	FY 2022	FY 2023		FY 2024	FY 2025	FY 2024	FY 2025	FY 2026
	Actual	Adopted Budget	Amended Budget	Amended Plan	Amended Plan	County Exec. Recommended	County Exec. Recommended	County Exec. Recommended
Revenues								
Revenue								
Federal Grants								
610313 Federal Operating Grants	238,846	205,000	467,500	205,000	205,000	205,000	205,000	205,000
	238,846	205,000	467,500	205,000	205,000	205,000	205,000	205,000
Revenue	238,846	205,000	467,500	205,000	205,000	205,000	205,000	205,000
Grand Total Revenues	238,846	205,000	467,500	205,000	205,000	205,000	205,000	205,000

Expenditures								
Personnel								
Salaries Regular								
702010 Salaries Regular	7,018,051	9,531,914	9,707,414	9,531,914	9,531,914	10,197,765	10,659,448	11,093,760
702030 Holiday	386,324	-	-	-	-	-	-	-
702050 Annual Leave	407,157	-	-	-	-	-	-	-
702073 Parental Leave	88,202	-	-	-	-	-	-	-
702080 Sick Leave	176,838	-	-	-	-	-	-	-
702120 Jury Duty	91	-	-	-	-	-	-	-
702200 Death Leave	14,454	-	-	-	-	-	-	-
702300 Disaster Non-Prod Salaries	22,631	-	-	-	-	-	-	-
712020 Overtime	43,802	17,000	17,000	17,000	17,000	17,000	17,000	17,000
712040 Holiday Overtime	3,122	-	-	-	-	-	-	-
712090 On Call	12,035	4,400	8,400	8,400	8,400	52,600	52,600	52,600
	8,172,706	9,553,314	9,732,814	9,557,314	9,557,314	10,267,365	10,729,048	11,163,360
Fringe Benefits								
722740 Fringe Benefits Expense	-	-	87,000	-	-	-	-	-
722750 Workers Compensation	15,902	21,069	21,069	21,069	21,069	19,864	20,741	21,583
722760 Group Life	17,262	20,529	20,529	20,529	20,529	23,256	24,305	25,306
722770 Retirement	2,056,774	2,487,277	2,487,277	2,487,277	2,487,277	2,536,241	2,643,984	2,802,136
722780 Hospitalization (Personnel)	782,521	1,005,539	1,005,539	1,005,539	1,005,539	1,263,217	1,438,805	1,599,951
722790 Social Security	614,094	721,148	721,148	721,148	721,148	779,247	816,829	849,945
722800 Dental	91,363	97,735	97,735	97,735	97,735	84,797	85,221	87,778
722810 Disability	118,764	149,475	149,475	149,475	149,475	163,700	171,126	178,110
722820 Unemployment Insurance (Personnel)	8,173	9,530	9,530	9,530	9,530	6,119	6,396	6,656
722850 Optical	8,738	9,730	9,730	9,730	9,730	2,778	2,986	3,135
722900 Fringe Benefit Adjustments	-	7,600	7,600	7,600	7,600	-	-	-
	3,713,590	4,529,632	4,616,632	4,529,632	4,529,632	4,879,219	5,210,393	5,574,600
Personnel	11,886,297	14,082,946	14,349,446	14,086,946	14,086,946	15,146,584	15,939,441	16,737,960

Operating Expenses								
Contractual Services								
731213 Membership Dues	183	-	-	-	-	-	-	-
731241 Miscellaneous	447	-	-	-	-	-	-	-
731346 Personal Mileage	12,066	23,750	23,750	23,750	23,750	23,750	23,750	23,750
731458 Professional Services	137,952	-	-	-	-	-	-	-
732018 Travel and Conference	6,647	-	-	-	-	-	-	-
730072 Advertising	25,488	-	-	-	-	-	-	-

Department:		OAKLAND COUNTY, MICHIGAN							
Division:		FY2024 AND FY2025 AND FY2026 County Executive Recommended Budget							
Fund:		Budget - General Fund General Purpose							
Account Number/Description		FY 2022	FY 2023		FY 2024	FY 2025	FY 2024	FY 2025	FY 2026
		Actual	Adopted Budget	Amended Budget	Amended Plan	Amended Plan	County Exec. Recommended	County Exec. Recommended	County Exec. Recommended
730303	Clothing Allowance	4,000	4,500	4,500	4,500	4,500	4,500	4,500	4,500
730373	Contracted Services	-	-	441,974	-	-	-	-	-
730422	Court Transcripts	432	-	-	-	-	-	-	-
730730	Filing Fees	21	-	-	-	-	-	-	-
		187,234	28,250	470,224	28,250	28,250	28,250	28,250	28,250
Commodities									
750170	Other Expendable Equipment	-	-	122,347	-	-	-	-	-
750399	Office Supplies	2,630	-	-	-	-	-	-	-
		2,630	-	122,347	-	-	-	-	-
Operating Expenses		189,865	28,250	592,571	28,250	28,250	28,250	28,250	28,250
Internal Support									
Internal Services									
774636	Info Tech Operations	7,250	-	-	-	-	-	-	-
774677	Insurance Fund	47,806	62,976	62,976	63,472	63,967	205,706	205,706	205,706
776659	Motor Pool Fuel Charges	-	7,280	7,280	7,280	7,280	7,280	7,280	7,280
776661	Motor Pool	-	19,723	19,723	19,723	19,723	19,723	19,723	19,723
		55,056	89,979	89,979	90,475	90,970	232,709	232,709	232,709
Internal Support		55,056	89,979	89,979	90,475	90,970	232,709	232,709	232,709
Transfers/Other Sources (Uses)									
Tranfers Out									
788001	Transfers Out	897,036	1,220,257	1,220,257	1,220,257	1,220,257	1,297,794	1,297,794	1,297,794
		897,036	1,220,257	1,220,257	1,220,257	1,220,257	1,297,794	1,297,794	1,297,794
Transfers/Other Sources (Uses)		897,036	1,220,257	1,220,257	1,220,257	1,220,257	1,297,794	1,297,794	1,297,794
Grand Total Expenditures		13,028,253	15,421,432	16,252,253	15,425,928	15,426,423	16,705,337	17,498,194	18,296,713

Department:	Prosecuting Attorney	OAKLAND COUNTY, MICHIGAN						
Division:	Prosecuting - Warrants							
Fund:	Budget - General Fund General Purpose							
		FY2024 AND FY2025 AND FY2026 County Executive Recommended Budget						

Account Number/Description	FY 2022	FY 2023		FY 2024	FY 2025	FY 2024	FY 2025	FY 2026
	Actual	Adopted Budget	Amended Budget	Amended Plan	Amended Plan	County Exec. Recommended	County Exec. Recommended	County Exec. Recommended

Expenditures

Personnel

Salaries Regular

702010	Salaries Regular	1,093,478	1,433,500	1,433,500	1,433,500	1,433,500	1,317,830	1,373,225	1,426,215
702030	Holiday	65,117	-	-	-	-	-	-	-
702050	Annual Leave	85,835	-	-	-	-	-	-	-
702080	Sick Leave	32,512	-	-	-	-	-	-	-
702200	Death Leave	1,480	-	-	-	-	-	-	-
702300	Disaster Non-Prod Salaries	4,076	-	-	-	-	-	-	-
712020	Overtime	18,148	28,000	28,000	28,000	28,000	28,000	28,000	28,000
712040	Holiday Overtime	1,302	-	-	-	-	-	-	-
712090	On Call	10,540	20,400	15,400	15,400	15,400	15,400	15,400	15,400
		1,312,490	1,481,900	1,476,900	1,476,900	1,476,900	1,361,230	1,416,625	1,469,615

Fringe Benefits

722750	Workers Compensation	1,177	1,577	1,577	1,577	1,577	1,054	1,099	1,141
722760	Group Life	2,752	3,105	3,105	3,105	3,105	3,023	3,151	3,274
722770	Retirement	327,810	364,508	364,508	364,508	364,508	334,082	347,174	366,958
722780	Hospitalization (Personnel)	139,968	186,832	186,832	186,832	186,832	210,080	239,281	266,081
722790	Social Security	104,364	108,848	108,848	108,848	108,848	103,677	108,372	112,425
722800	Dental	15,132	16,209	16,209	16,209	16,209	12,581	12,644	13,023
722810	Disability	19,301	22,614	22,614	22,614	22,614	21,278	22,172	23,028
722820	Unemployment Insurance (Personnel)	1,313	1,435	1,435	1,435	1,435	791	824	856
722850	Optical	1,393	1,550	1,550	1,550	1,550	415	446	469
722900	Fringe Benefit Adjustments	-	17,200	17,200	17,200	17,200	-	-	-
		613,210	723,878	723,878	723,878	723,878	686,981	735,163	787,254

Personnel

		1,925,700	2,205,778	2,200,778	2,200,778	2,200,778	2,048,212	2,151,788	2,256,869
--	--	------------------	------------------	------------------	------------------	------------------	------------------	------------------	------------------

Operating Expenses

Contractual Services

731346	Personal Mileage	3,536	5,000	5,000	5,000	5,000	5,000	5,000	5,000
732018	Travel and Conference	739	-	-	-	-	-	-	-
		4,275	5,000	5,000	5,000	5,000	5,000	5,000	5,000

Operating Expenses

		4,275	5,000	5,000	5,000	5,000	5,000	5,000	5,000
--	--	--------------	--------------	--------------	--------------	--------------	--------------	--------------	--------------

Internal Support

Internal Services

774677	Insurance Fund	7,374	10,281	10,281	10,362	10,443	23,628	23,628	23,628
		7,374	10,281	10,281	10,362	10,443	23,628	23,628	23,628

Internal Support

		7,374	10,281	10,281	10,362	10,443	23,628	23,628	23,628
--	--	--------------	---------------	---------------	---------------	---------------	---------------	---------------	---------------

Grand Total Expenditures

		1,937,348	2,221,059	2,216,059	2,216,140	2,216,221	2,076,840	2,180,416	2,285,497
--	--	------------------	------------------	------------------	------------------	------------------	------------------	------------------	------------------

Department:	Prosecuting Attorney	OAKLAND COUNTY, MICHIGAN						
Division:	Prosecuting - Appellate	FY2024 AND FY2025 AND FY2026 County Executive Recommended Budget						
Fund:	Budget - General Fund General Purpose							

Account Number/Description	FY 2022	FY 2023		FY 2024	FY 2025	FY 2024	FY 2025	FY 2026	
	Actual	Adopted Budget	Amended Budget	Amended Plan	Amended Plan	County Exec. Recommended	County Exec. Recommended	County Exec. Recommended	
Expenditures									
Personnel									
Salaries Regular									
702010	Salaries Regular	945,796	1,388,829	1,388,829	1,388,829	1,388,829	1,458,665	1,521,824	1,582,313
702030	Holiday	52,416	-	-	-	-	-	-	-
702050	Annual Leave	62,242	-	-	-	-	-	-	-
702080	Sick Leave	22,387	-	-	-	-	-	-	-
702300	Disaster Non-Prod Salaries	902	-	-	-	-	-	-	-
712020	Overtime	31,892	7,840	7,840	7,840	7,840	7,840	7,840	7,840
		1,115,634	1,396,669	1,396,669	1,396,669	1,396,669	1,466,505	1,529,664	1,590,153
Fringe Benefits									
722750	Workers Compensation	1,004	1,527	1,527	1,527	1,527	2,359	2,487	2,615
722760	Group Life	2,184	3,008	3,008	3,008	3,008	3,345	3,489	3,629
722770	Retirement	272,781	361,070	361,070	361,070	361,070	361,735	376,600	398,978
722780	Hospitalization (Personnel)	114,426	163,719	163,719	163,719	163,719	200,327	228,172	253,727
722790	Social Security	81,983	105,432	105,432	105,432	105,432	111,730	117,020	121,647
722800	Dental	11,245	13,295	13,295	13,295	13,295	12,212	12,273	12,641
722810	Disability	16,239	21,908	21,908	21,908	21,908	23,552	24,572	25,548
722820	Unemployment Insurance (Personnel)	1,116	1,390	1,390	1,390	1,390	875	913	949
722850	Optical	1,165	1,478	1,478	1,478	1,478	414	445	467
722900	Fringe Benefit Adjustments	-	2,800	2,800	2,800	2,800	-	-	-
		502,143	675,627	675,627	675,627	675,627	716,550	765,971	820,202
Personnel		1,617,778	2,072,296	2,072,296	2,072,296	2,072,296	2,183,054	2,295,634	2,410,354
Operating Expenses									
Contractual Services									
731346	Personal Mileage	701	3,500	3,500	3,500	3,500	3,500	3,500	3,500
732018	Travel and Conference	45	-	-	-	-	-	-	-
		746	3,500	3,500	3,500	3,500	3,500	3,500	3,500
Operating Expenses		746	3,500	3,500	3,500	3,500	3,500	3,500	3,500
Internal Support									
Internal Services									
774677	Insurance Fund	6,199	9,691	9,691	9,768	9,844	17,893	17,893	17,893
		6,199	9,691	9,691	9,768	9,844	17,893	17,893	17,893
Internal Support		6,199	9,691	9,691	9,768	9,844	17,893	17,893	17,893
Grand Total Expenditures		1,624,723	2,085,487	2,085,487	2,085,564	2,085,640	2,204,447	2,317,027	2,431,747

Department:	Sheriff	OAKLAND COUNTY, MICHIGAN							
Fund:	Budget - General Fund General Purpose	FY2024 AND FY2025 AND FY2026 County Executive Recommended Budget							

Account Number/Description	FY 2022	FY 2023		FY 2024	FY 2025	FY 2024	FY 2025	FY 2026
	Actual	Adopted Budget	Amended Budget	Amended Plan	Amended Plan	County Exec. Recommended	County Exec. Recommended	County Exec. Recommended

Revenues

Revenue

Federal Grants

610313	Federal Operating Grants	483,076	-	128,843	-	-	-	-	-
		483,076	-	128,843	-	-	-	-	-

State Grants

615571	State Operating Grants	62,891	-	26,150	-	-	-	-	-
		62,891	-	26,150	-	-	-	-	-

Intergovernmental Program Reimbursement

626619	Marine Safety	175,050	175,050	175,050	175,050	175,050	175,050	175,050	175,050
626731	Social Security Incentive Payments	32,000	80,000	80,000	80,000	80,000	80,000	80,000	80,000
		207,050	255,050	255,050	255,050	255,050	255,050	255,050	255,050

Charges for Services

630140	Board and Care	23,064	70,000	70,000	70,000	70,000	25,000	25,000	25,000
630238	Civil Action Service Fees	67,903	200,000	200,000	200,000	200,000	200,000	200,000	200,000
630273	Clinic Charges	24,104	20,000	20,000	20,000	20,000	20,000	20,000	20,000
630301	Commission Contracts	615,174	850,000	850,000	850,000	850,000	850,000	850,000	850,000
630350	Confiscated Property	29,575	10,000	10,000	10,000	10,000	10,000	10,000	10,000
630518	Dental Services Fees	2,223	2,000	2,000	2,000	2,000	2,000	2,000	2,000
630539	Dispatch Services	2,886,934	2,872,878	2,872,878	2,872,878	2,872,878	2,872,878	2,872,878	2,872,878
630553	Diverted Felon	933,900	900,000	900,000	900,000	900,000	900,000	900,000	900,000
630560	DNA Testing Fees	2,030	2,000	2,000	2,000	2,000	2,000	2,000	2,000
630563	Drug Testing Revenue	440,758	1,200,000	1,200,000	1,200,000	1,200,000	1,000,000	1,000,000	1,000,000
630686	Fee Income	15,240	11,000	11,000	11,000	11,000	11,000	11,000	11,000
630728	Fingerprints	46,006	200,000	200,000	200,000	200,000	100,000	100,000	100,000
630920	Impound Fees	27,544	29,970	29,970	29,970	29,970	29,970	29,970	29,970
630959	Inmate Board and Care	460,877	325,000	325,000	325,000	325,000	325,000	325,000	325,000
630973	Inspection of Boat Livery	40	-	-	-	-	-	-	-
631113	Liquor Control Sheriff	4,790	5,000	5,000	5,000	5,000	5,000	5,000	5,000
631204	Medical Records	105	-	-	-	-	-	-	-
631253	Miscellaneous Revenue	1,767	12,500	32,500	12,500	12,500	12,500	12,500	12,500
631460	Participation Fees	563	3,000	3,000	3,000	3,000	3,000	3,000	3,000
631526	Photostats	83,915	80,000	80,000	80,000	80,000	80,000	80,000	80,000
631750	Refunds NET	-	5,000	5,000	5,000	5,000	5,000	5,000	5,000
631757	Registration Fees	36,342	45,000	45,000	45,000	45,000	45,000	45,000	45,000
631799	Reimb Contracts	216,550	-	303,335	-	-	-	-	-
631806	Reimb Court Services	555,940	517,059	517,059	517,059	517,059	517,059	517,059	517,059
631827	Reimb General	25,639	-	-	-	-	-	-	-
631869	Reimb Salaries	6,150,357	5,240,051	5,240,051	5,237,826	5,232,466	5,237,826	5,232,466	5,232,466
632093	Sheriff Special Deputies	53,876,461	56,504,595	57,635,711	59,672,797	59,516,822	59,672,797	59,516,822	59,516,822
632205	Subpoena Fees	539	900	900	900	900	900	900	900
632359	Transportation of Prisoners Revenue	5,057	4,000	4,000	4,000	4,000	4,000	4,000	4,000
632506	Wrecker Service	3,753	4,000	4,000	4,000	4,000	4,000	4,000	4,000
631869	Reimb Salaries	90,632	-	-	-	-	-	-	-
		66,627,782	69,113,953	70,568,404	72,279,930	72,118,595	71,934,930	71,773,595	71,773,595

Department:	Sheriff	OAKLAND COUNTY, MICHIGAN						
Fund:	Budget - General Fund General Purpose	FY2024 AND FY2025 AND FY2026 County Executive Recommended Budget						

Account Number/Description	FY 2022	FY 2023		FY 2024	FY 2025	FY 2024	FY 2025	FY 2026
	Actual	Adopted Budget	Amended Budget	Amended Plan	Amended Plan	County Exec. Recommended	County Exec. Recommended	County Exec. Recommended
ISF External Revenue								
635276 FOIA Fee	33,514	15,000	15,000	15,000	15,000	15,000	15,000	15,000
	33,514	15,000	15,000	15,000	15,000	15,000	15,000	15,000
Contributions								
650301 Donations	25	-	-	-	-	-	-	-
	25	-	-	-	-	-	-	-
Other Revenues								
670057 Adjustment Prior Years Revenue	40,973	-	-	-	-	-	-	-
670114 Cash Overages	582	-	-	-	-	-	-	-
670228 County Auction	13,162	15,000	15,000	15,000	15,000	15,000	15,000	15,000
670285 Enhancement Funds	1,438	-	-	-	-	-	-	-
670456 Prior Years Adjustments	18,658	-	-	-	-	-	-	-
670513 Prior Years Revenue	4,420	-	-	-	-	-	-	-
670570 Refund Prior Years Expenditure	15,980	-	-	-	-	-	-	-
670627 Sale of Equipment (Trade In)	500	-	-	-	-	-	-	-
	95,714	15,000	15,000	15,000	15,000	15,000	15,000	15,000
Revenue	67,510,051	69,399,003	71,008,447	72,564,980	72,403,645	72,219,980	72,058,645	72,058,645
Other Financing Sources								
Transfers In								
695500 Transfers In	576,899	-	25,794	-	-	-	-	-
	576,899	-	25,794	-	-	-	-	-
Other Financing Sources	576,899	-	25,794	-	-	-	-	-
Grand Total Revenues	68,086,949	69,399,003	71,034,241	72,564,980	72,403,645	72,219,980	72,058,645	72,058,645

Expenditures

Personnel								
Salaries Regular								
702010 Salaries Regular	60,778,267	84,237,807	84,859,983	81,513,799	81,254,639	86,650,081	89,339,976	91,973,685
702030 Holiday	2,525,241	-	-	-	-	-	-	-
702050 Annual Leave	4,418,276	-	-	-	-	-	-	-
702073 Parental Leave	335,499	-	-	-	-	-	-	-
702080 Sick Leave	1,388,951	-	-	-	-	-	-	-
702085 Fitness Leave	77,646	125,220	125,220	125,220	125,220	125,220	125,220	125,220
702086 Comp Time	152,186	-	-	-	-	-	-	-
702120 Jury Duty	1,542	-	-	-	-	-	-	-
702130 Shift Premium	47,035	54,260	54,260	54,260	54,260	54,260	54,260	54,260
702140 Other Miscellaneous Salaries	2,048,124	-	-	-	-	-	-	-
702190 Workers Compensation Pay	964,152	-	-	-	-	-	-	-
702200 Death Leave	92,905	-	-	-	-	-	-	-
702210 Holiday Leave	783,921	-	-	-	-	-	-	-
702300 Disaster Non-Prod Salaries	572,553	-	-	-	-	-	-	-
712020 Overtime	19,217,247	11,712,476	11,826,145	11,877,724	11,872,330	11,877,724	11,872,330	11,872,330
712040 Holiday Overtime	1,819,597	858,100	858,100	858,100	858,100	858,100	858,100	858,100
712090 On Call	160,442	130,000	130,000	130,000	130,000	130,000	130,000	130,000
	95,383,583	97,117,863	97,853,708	94,559,103	94,294,549	99,695,385	102,379,886	105,013,595

Department:	Sheriff	OAKLAND COUNTY, MICHIGAN						
Fund:	Budget - General Fund General Purpose	FY2024 AND FY2025 AND FY2026 County Executive Recommended Budget						

Account Number/Description	FY 2022	FY 2023		FY 2024	FY 2025	FY 2024	FY 2025	FY 2026	
	Actual	Adopted Budget	Amended Budget	Amended Plan	Amended Plan	County Exec. Recommended	County Exec. Recommended	County Exec. Recommended	
Fringe Benefits									
722740	Fringe Benefits Expense	-	24,251	27,656	30,650	30,650	-	-	-
722750	Workers Compensation	1,351,230	1,122,763	1,122,763	1,122,763	1,122,763	1,255,944	1,296,371	1,334,790
722760	Group Life	150,757	162,610	162,610	162,610	162,610	186,283	192,331	198,101
722770	Retirement	25,725,098	20,828,401	20,828,401	20,828,401	20,828,401	27,482,623	28,178,750	29,257,597
722780	Hospitalization (Personnel)	9,665,740	12,184,862	12,184,862	12,184,862	12,184,862	14,707,344	16,768,133	18,638,475
722790	Social Security	6,907,835	5,806,825	5,806,825	5,806,825	5,806,825	7,268,481	7,478,792	7,671,091
722800	Dental	1,065,875	1,126,695	1,126,695	1,126,695	1,126,695	960,089	965,950	994,835
722810	Disability	1,065,453	1,179,343	1,179,343	1,179,343	1,179,343	1,307,587	1,351,285	1,391,273
722820	Unemployment Insurance (Personnel)	93,679	80,089	80,089	80,089	80,089	51,838	53,557	55,138
722850	Optical	93,254	101,949	101,949	101,949	101,949	28,201	30,352	31,862
722900	Fringe Benefit Adjustments	-	5,977,060	6,319,037	5,156,592	5,021,519	107,334	16,684	16,684
		46,118,921	48,594,848	48,940,230	47,780,779	47,645,706	53,355,725	56,332,206	59,589,845
Personnel		141,502,504	145,712,711	146,793,938	142,339,882	141,940,255	153,051,110	158,712,092	164,603,440

Operating Expenses

Contractual Services

730940	Insurance	-	8,000	8,175	8,350	8,525	8,350	8,525	8,525
730982	Interpreter Fees	13,535	25,000	31,000	31,000	31,000	31,000	31,000	31,000
731024	K-9 Program	119,648	97,500	136,609	122,500	122,500	122,500	122,500	122,500
731059	Laundry and Cleaning	5,504	30,000	30,000	30,000	30,000	30,000	30,000	30,000
731101	Library Continuations	-	35,000	35,000	35,000	35,000	35,000	35,000	35,000
731122	Liquor and Gambling Evidence	2,936	10,000	10,000	10,000	10,000	10,000	10,000	10,000
731213	Membership Dues	29,317	25,000	26,600	26,600	26,600	26,600	26,600	26,600
731241	Miscellaneous	3,395	-	20,000	-	-	-	-	-
731269	Natural Gas	40,025	40,000	40,000	40,000	40,000	40,000	40,000	40,000
731304	Officers Training	237,134	142,742	166,750	149,077	147,145	149,077	147,145	147,145
731339	Periodicals Books Publ Sub	11,376	12,000	12,000	12,000	12,000	12,000	12,000	12,000
731346	Personal Mileage	3,857	7,801	7,801	7,801	7,801	7,801	7,801	7,801
731283	North Oakland Sub-Station	-	5,000	5,000	5,000	5,000	5,000	5,000	5,000
731388	Printing	62,258	90,000	92,579	90,400	90,400	90,400	90,400	90,400
731402	Prisoner Housing-Outside Co	-	20,500	20,500	20,500	20,500	20,500	20,500	20,500
731458	Professional Services	93,840	249,023	249,023	249,023	249,023	249,023	249,023	249,023
731465	Program	69,698	-	-	-	-	-	-	-
731479	Property Taxes	37,689	36,000	38,000	38,000	38,000	38,000	38,000	38,000
731626	Rent	296,175	310,337	317,859	380,685	399,016	380,685	399,016	399,016
731780	Software Support Maintenance	60,310	424,265	1,006,405	424,265	424,265	424,265	424,265	424,265
731885	Supportive Services	-	-	24,730	-	-	-	-	-
731934	Towing and Storage Fees	7,474	8,000	8,000	8,000	8,000	8,000	8,000	8,000
732004	Transportation of Prisoners Expense	-	5,000	5,000	5,000	5,000	5,000	5,000	5,000
732018	Travel and Conference	76,929	37,000	46,000	46,000	46,000	46,000	46,000	46,000
732020	Travel Employee Taxable Meals	2,196	10,700	10,700	10,700	10,700	10,700	10,700	10,700
732060	Uniform Cleaning	94,944	133,112	133,112	133,112	133,112	133,112	133,112	133,112
732102	Water and Sewage Charges	1,049	2,000	2,000	2,000	2,000	2,000	2,000	2,000
732165	Workshops and Meeting	1,631	1,000	1,000	1,000	1,000	1,000	1,000	1,000
730037	Adj Prior Years Exp	17,907	-	-	-	-	-	-	-
730044	Adj Prior Years Revenue	8,597	-	-	-	-	-	-	-
730114	Auction Expense	15,579	15,900	15,900	15,900	15,900	15,900	15,900	15,900
730121	Bank Charges	1,066	750	750	750	750	750	750	750
730198	Building Maintenance Charges	-	24,230	34,194	26,746	27,415	26,746	27,415	27,415
730303	Clothing Allowance	39,235	50,000	50,000	50,000	50,000	50,000	50,000	50,000
730324	Communications	51,714	70,680	70,680	70,680	70,680	70,680	70,680	70,680

Department:	Sheriff	OAKLAND COUNTY, MICHIGAN							
Fund:	Budget - General Fund General Purpose	FY2024 AND FY2025 AND FY2026 County Executive Recommended Budget							

Account Number/Description	FY 2022	FY 2023		FY 2024	FY 2025	FY 2024	FY 2025	FY 2026
	Actual	Adopted Budget	Amended Budget	Amended Plan	Amended Plan	County Exec. Recommended	County Exec. Recommended	County Exec. Recommended
730373 Contracted Services	7,006,142	7,740,232	8,088,878	8,518,927	8,605,427	8,518,927	8,605,427	8,605,427
730548 Drug Testing Expense	18,546	13,000	13,000	13,000	13,000	13,000	13,000	13,000
730562 Electrical Service	78,799	60,000	60,000	60,000	60,000	60,000	60,000	60,000
730611 Employees Medical Exams	17,141	45,000	45,000	45,000	45,000	45,000	45,000	45,000
730646 Equipment Maintenance	184,653	400,503	1,174,406	379,503	379,503	379,503	379,503	379,503
730674 Evidence Fund NET	106,316	150,000	150,000	150,000	150,000	150,000	150,000	150,000
730695 Extradition Expense	-	7,000	7,000	7,000	7,000	7,000	7,000	7,000
730716 Fees Civil Service	173,477	250,000	250,000	250,000	250,000	250,000	250,000	250,000
730772 Freight and Express	1,890	2,000	2,000	2,000	2,000	2,000	2,000	2,000
	8,991,982	10,594,275	12,445,651	11,475,519	11,579,262	11,475,519	11,579,262	11,579,262

Commodities

750427 Photographic Supplies	-	1,000	1,000	1,000	1,000	1,000	1,000	1,000
750448 Postage - Standard Mailing	-	500	500	500	500	500	500	500
750455 Printing Supplies	254	-	-	-	-	-	-	-
750462 Provisions	249	2,000	2,000	2,000	2,000	2,000	2,000	2,000
750567 Training-Educational Supplies	2,095	1,200	1,200	1,200	1,200	1,200	1,200	1,200
750581 Uniforms	253,331	398,559	541,676	404,239	402,830	404,239	402,830	402,830
750021 Bedding and Linen	75,696	82,000	101,211	82,000	82,000	82,000	82,000	82,000
750049 Computer Supplies	10,938	23,000	23,000	23,000	23,000	23,000	23,000	23,000
750056 Culinary Supplies	13,289	20,000	20,000	20,000	20,000	20,000	20,000	20,000
750063 Custodial Supplies	183,219	223,700	223,700	223,700	223,700	223,700	223,700	223,700
750070 Deputy Supplies	1,126,763	982,000	1,469,154	992,010	988,995	992,010	988,995	988,995
750084 Diving Supplies	13,521	8,000	8,000	8,000	8,000	8,000	8,000	8,000
750119 Dry Goods and Clothing	132,947	102,000	102,000	102,000	102,000	102,000	102,000	102,000
750140 Employee Footwear	-	150	150	150	150	150	150	150
750154 Expendable Equipment	58,398	30,000	124,860	30,000	30,000	30,000	30,000	30,000
750170 Other Expendable Equipment	101,225	200,880	324,456	200,880	200,880	200,880	200,880	200,880
750203 Forensic Lab Enhancement	292,851	45,000	46,192	45,000	45,000	45,000	45,000	45,000
750210 Gasoline Charges	-	16,873	16,873	8,827	8,827	8,827	8,827	8,827
750217 Groceries	8,732	10,000	10,000	10,000	10,000	10,000	10,000	10,000
750252 Indigent Orders	3,139	15,000	15,000	15,000	15,000	15,000	15,000	15,000
750266 Inmate Recreational Supplies	8,608	15,000	15,000	15,000	15,000	15,000	15,000	15,000
750280 Laboratory Supplies	325,801	401,792	405,409	401,792	401,792	401,792	401,792	401,792
750294 Material and Supplies	97,328	91,056	110,697	92,056	92,056	92,056	92,056	92,056
750392 Metered Postage Expense	16,481	20,920	20,920	20,920	20,920	20,920	20,920	20,920
750399 Office Supplies	122,370	150,406	152,406	152,406	152,406	152,406	152,406	152,406
	2,847,233	2,841,036	3,735,404	2,851,680	2,847,256	2,851,680	2,847,256	2,847,256

Capital Outlay

760051 Marine Equipment	52,448	58,887	58,887	58,887	58,887	58,887	58,887	58,887
760126 Capital Outlay Miscellaneous	239,599	-	1,030,529	-	-	-	-	-
760157 Equipment	259,134	-	1,265,386	-	-	-	-	-
	551,181	58,887	2,354,802	58,887	58,887	58,887	58,887	58,887

Operating Expenses

	12,390,396	13,494,198	18,535,857	14,386,086	14,485,405	14,386,086	14,485,405	14,485,405
--	-------------------	-------------------	-------------------	-------------------	-------------------	-------------------	-------------------	-------------------

Internal Support

Internal Services

770000 Internal Support Expenditures	43,717	-	-	-	-	-	-	-
770631 Bldg Space Cost Allocation	7,072,915	7,113,920	7,113,920	7,978,989	8,055,966	7,616,702	8,333,225	8,518,830
772618 Equipment Rental	325,882	398,228	418,722	426,115	421,319	431,177	426,381	426,381
773530 CLEMIS Development	318,365	-	-	-	-	-	-	-

Department:		OAKLAND COUNTY, MICHIGAN							
Fund:		FY2024 AND FY2025 AND FY2026 County Executive Recommended Budget							
Account Number/Description		FY 2022	FY 2023		FY 2024	FY 2025	FY 2024	FY 2025	FY 2026
		Actual	Adopted Budget	Amended Budget	Amended Plan	Amended Plan	County Exec. Recommended	County Exec. Recommended	County Exec. Recommended
773535	Info Tech CLEMIS	211,494	238,007	239,879	240,297	239,592	248,776	248,300	248,300
773630	Info Tech Development	49,728	-	139,627	-	-	-	-	-
773637	Info Tech Equipment Rental	298,936	285,576	292,111	294,496	292,645	294,496	293,739	293,739
774636	Info Tech Operations	4,105,748	4,400,366	4,403,460	4,400,366	4,393,404	4,401,699	4,394,404	4,394,404
774637	Info Tech Managed Print Svcs	126,531	184,024	184,024	184,024	184,024	184,024	184,024	184,024
774677	Insurance Fund	2,964,273	4,067,042	4,106,403	4,156,131	4,183,220	6,428,916	6,443,340	6,453,348
775754	Maintenance Department Charges	109,660	-	43,102	-	-	-	-	-
776659	Motor Pool Fuel Charges	1,920,008	1,670,617	1,700,206	1,717,412	1,714,306	1,857,499	1,854,393	1,854,393
776661	Motor Pool	3,548,008	4,021,332	4,300,513	4,170,715	4,158,512	3,977,376	3,965,173	3,965,173
777560	Radio Communications	163,057	355,761	355,761	355,761	355,761	355,761	355,761	355,761
778675	Telephone Communications	699,197	623,437	628,929	630,618	628,480	807,233	805,803	805,805
Internal Support		21,957,520	23,358,310	23,926,657	24,554,924	24,627,229	26,603,659	27,304,543	27,500,158
Transfers/Other Sources (Uses)									
Tranfers Out									
788001	Transfers Out	1,111,273	715,303	2,328,934	643,148	643,148	987,528	987,528	987,528
		1,111,273	715,303	2,328,934	643,148	643,148	987,528	987,528	987,528
Transfers/Other Sources (Uses)		1,111,273	715,303	2,328,934	643,148	643,148	987,528	987,528	987,528
Grand Total Expenditures		176,961,694	183,280,522	191,585,386	181,924,040	181,696,037	195,028,383	201,489,568	207,576,531

Department:	Sheriff	OAKLAND COUNTY, MICHIGAN							
Division:	Sheriffs Office								
Fund:	Budget - General Fund General Purpose								
		FY2024 AND FY2025 AND FY2026 County Executive Recommended Budget							

Account Number/Description	FY 2022	FY 2023		FY 2024	FY 2025	FY 2024	FY 2025	FY 2026	
	Actual	Adopted Budget	Amended Budget	Amended Plan	Amended Plan	County Exec. Recommended	County Exec. Recommended	County Exec. Recommended	
Revenues									
Revenue									
Intergovernmental Program Reimbursement									
626731 Social Security Incentive Payments	32,000	80,000	80,000	80,000	80,000	80,000	80,000	80,000	80,000
	32,000	80,000	80,000	80,000	80,000	80,000	80,000	80,000	80,000
Charges for Services									
630560 DNA Testing Fees	2,030	2,000	2,000	2,000	2,000	2,000	2,000	2,000	2,000
631827 Reimb General	20,087	-	-	-	-	-	-	-	-
632205 Subpoena Fees	539	900	900	900	900	900	900	900	900
	22,656	2,900	2,900	2,900	2,900	2,900	2,900	2,900	2,900
Other Revenues									
670285 Enhancement Funds	1,438	-	-	-	-	-	-	-	-
	1,438	-	-	-	-	-	-	-	-
Revenue	56,094	82,900	82,900	82,900	82,900	82,900	82,900	82,900	82,900
Grand Total Revenues	56,094	82,900	82,900	82,900	82,900	82,900	82,900	82,900	82,900
Expenditures									
Personnel									
Salaries Regular									
702010 Salaries Regular	1,049,558	1,334,574	1,346,048	1,347,011	1,347,011	1,432,502	1,478,279	1,514,607	
702030 Holiday	45,715	-	-	-	-	-	-	-	-
702050 Annual Leave	60,179	-	-	-	-	-	-	-	-
702073 Parental Leave	7,679	-	-	-	-	-	-	-	-
702080 Sick Leave	17,202	-	-	-	-	-	-	-	-
702190 Workers Compensation Pay	1,100	-	-	-	-	-	-	-	-
702200 Death Leave	1,247	-	-	-	-	-	-	-	-
702300 Disaster Non-Prod Salaries	1,405	-	-	-	-	-	-	-	-
712020 Overtime	1,295	14,000	14,000	14,000	14,000	14,000	14,000	14,000	14,000
712040 Holiday Overtime	436	-	-	-	-	-	-	-	-
	1,185,817	1,348,574	1,360,048	1,361,011	1,361,011	1,446,502	1,492,279	1,528,607	
Fringe Benefits									
722750 Workers Compensation	7,084	7,747	7,747	7,747	7,747	8,199	8,443	8,609	
722760 Group Life	2,476	2,892	2,892	2,892	2,892	3,271	3,375	3,463	
722770 Retirement	303,715	361,188	361,188	361,188	361,188	364,614	375,945	392,685	
722780 Hospitalization (Personnel)	135,250	185,414	185,414	185,414	185,414	223,557	254,631	283,150	
722790 Social Security	89,016	99,888	99,888	99,888	99,888	107,878	112,237	115,496	
722800 Dental	14,325	16,864	16,864	16,864	16,864	14,097	14,167	14,592	
722810 Disability	14,958	18,447	18,447	18,447	18,447	23,024	23,763	24,350	
722820 Unemployment Insurance (Personnel)	1,031	1,167	1,167	1,167	1,167	856	883	905	
722850 Optical	1,244	1,475	1,475	1,475	1,475	414	445	467	
722900 Fringe Benefit Adjustments	-	5,000	9,016	9,353	9,353	2,162	2,162	2,162	
	569,099	700,082	704,098	704,435	704,435	748,072	796,051	845,880	
Personnel	1,754,916	2,048,656	2,064,146	2,065,446	2,065,446	2,194,574	2,288,330	2,374,487	

Department:	Sheriff	OAKLAND COUNTY, MICHIGAN						
Division:	Sheriffs Office	FY2024 AND FY2025 AND FY2026 County Executive Recommended Budget						
Fund:	Budget - General Fund General Purpose							

Account Number/Description	FY 2022	FY 2023		FY 2024	FY 2025	FY 2024	FY 2025	FY 2026
	Actual	Adopted Budget	Amended Budget	Amended Plan	Amended Plan	County Exec. Recommended	County Exec. Recommended	County Exec. Recommended
Operating Expenses								
Contractual Services								
731101	Library Continuations	-	13,000	13,000	13,000	13,000	13,000	13,000
731213	Membership Dues	3,445	5,000	5,000	5,000	5,000	5,000	5,000
731339	Periodicals Books Publ Sub	736	1,000	1,000	1,000	1,000	1,000	1,000
731346	Personal Mileage	245	2,320	2,320	2,320	2,320	2,320	2,320
731388	Printing	50	500	500	500	500	500	500
732018	Travel and Conference	18,075	-	-	-	-	-	-
732020	Travel Employee Taxable Meals	-	100	100	100	100	100	100
732165	Workshops and Meeting	82	1,000	1,000	1,000	1,000	1,000	1,000
730037	Adj Prior Years Exp	41	-	-	-	-	-	-
730324	Communications	5,840	8,000	8,000	8,000	8,000	8,000	8,000
730373	Contracted Services	-	2,000	2,000	2,000	2,000	2,000	2,000
730646	Equipment Maintenance	60	1,000	1,000	1,000	1,000	1,000	1,000
		28,573	33,920	33,920	33,920	33,920	33,920	33,920
Commodities								
750462	Provisions	-	500	500	500	500	500	500
750070	Deputy Supplies	-	1,000	1,000	1,000	1,000	1,000	1,000
750294	Material and Supplies	28,573	40,000	40,000	40,000	40,000	40,000	40,000
750399	Office Supplies	101	8,000	8,000	8,000	8,000	8,000	8,000
		28,673	49,500	49,500	49,500	49,500	49,500	49,500
Operating Expenses		57,246	83,420	83,420	83,420	83,420	83,420	83,420
Internal Support								
Internal Services								
770631	Bldg Space Cost Allocation	343,066	337,373	337,373	378,399	382,049	345,911	378,451
774636	Info Tech Operations	85,790	387,939	387,939	387,939	387,939	389,272	388,939
774637	Info Tech Managed Print Svcs	1,670	1,600	1,600	1,600	1,600	1,600	1,600
774677	Insurance Fund	50,566	53,548	53,548	53,853	54,157	69,280	69,278
776659	Motor Pool Fuel Charges	12,394	9,466	9,466	9,466	9,466	12,308	12,308
776661	Motor Pool	55,016	74,806	74,806	74,806	74,806	57,724	57,724
778675	Telephone Communications	24,970	25,222	25,222	25,222	25,222	26,181	26,181
		573,472	889,954	889,954	931,285	935,239	902,276	934,481
Internal Support		573,472	889,954	889,954	931,285	935,239	902,276	934,481
Grand Total Expenditures		2,385,635	3,022,030	3,037,520	3,080,151	3,084,105	3,180,270	3,306,231

Department:	Sheriff	OAKLAND COUNTY, MICHIGAN							
Division:	Sheriff - Administrative Services								
Fund:	Budget - General Fund General Purpose	FY2024 AND FY2025 AND FY2026 County Executive Recommended Budget							

Account Number/Description	FY 2022	FY 2023		FY 2024	FY 2025	FY 2024	FY 2025	FY 2026	
	Actual	Adopted Budget	Amended Budget	Amended Plan	Amended Plan	County Exec. Recommended	County Exec. Recommended	County Exec. Recommended	
Revenues									
Revenue									
Charges for Services									
630350 Confiscated Property	14,777	-	-	-	-	-	-	-	-
630686 Fee Income	4,530	-	-	-	-	-	-	-	-
630728 Fingerprints	45,357	200,000	200,000	200,000	200,000	100,000	100,000	100,000	
631253 Miscellaneous Revenue	1,096	3,500	3,500	3,500	3,500	3,500	3,500	3,500	
631526 Photostats	83,915	80,000	80,000	80,000	80,000	80,000	80,000	80,000	
631757 Registration Fees	36,342	45,000	45,000	45,000	45,000	45,000	45,000	45,000	
	186,017	328,500	328,500	328,500	328,500	228,500	228,500	228,500	
ISF External Revenue									
635276 FOIA Fee	33,514	15,000	15,000	15,000	15,000	15,000	15,000	15,000	
	33,514	15,000	15,000	15,000	15,000	15,000	15,000	15,000	
Other Revenues									
670114 Cash Overages	581	-	-	-	-	-	-	-	
	581	-	-	-	-	-	-	-	
Revenue	220,112	343,500	343,500	343,500	343,500	243,500	243,500	243,500	
Grand Total Revenues	220,112	343,500	343,500	343,500	343,500	243,500	243,500	243,500	

Expenditures									
Personnel									
Salaries Regular									
702010 Salaries Regular	705,869	974,158	970,284	974,175	974,175	974,941	1,005,483	1,036,000	
702030 Holiday	36,445	-	-	-	-	-	-	-	
702050 Annual Leave	49,405	-	-	-	-	-	-	-	
702080 Sick Leave	14,783	-	-	-	-	-	-	-	
702120 Jury Duty	320	-	-	-	-	-	-	-	
702200 Death Leave	641	-	-	-	-	-	-	-	
702300 Disaster Non-Prod Salaries	9,771	-	-	-	-	-	-	-	
712020 Overtime	16,814	10,000	10,000	10,000	10,000	10,000	10,000	10,000	
712040 Holiday Overtime	565	-	-	-	-	-	-	-	
	834,613	984,158	980,284	984,175	984,175	984,941	1,015,483	1,046,000	
Fringe Benefits									
722750 Workers Compensation	1,670	1,800	1,800	1,800	1,800	1,605	1,646	1,686	
722760 Group Life	1,583	1,864	1,864	1,864	1,864	2,050	2,116	2,174	
722770 Retirement	191,501	227,543	227,543	227,543	227,543	228,967	235,437	246,897	
722780 Hospitalization (Personnel)	112,267	163,566	163,566	163,566	163,566	187,500	213,825	237,984	
722790 Social Security	56,553	67,144	67,144	67,144	67,144	70,500	72,630	74,783	
722800 Dental	13,395	15,708	15,708	15,708	15,708	12,719	12,783	13,166	
722810 Disability	11,457	13,553	13,553	13,553	13,553	14,407	14,846	15,291	
722820 Unemployment Insurance (Personnel)	833	959	959	959	959	584	603	621	
722850 Optical	1,127	1,452	1,452	1,452	1,452	388	417	438	
722900 Fringe Benefit Adjustments	-	9,547	8,172	9,553	9,553	6	6	6	
	390,388	503,136	501,761	503,142	503,142	518,727	554,308	593,047	
Personnel	1,225,001	1,487,294	1,482,045	1,487,317	1,487,317	1,503,668	1,569,791	1,639,047	

Department:	Sheriff	OAKLAND COUNTY, MICHIGAN						
Division:	Sheriff - Administrative Services							
Fund:	Budget - General Fund General Purpose	FY2024 AND FY2025 AND FY2026 County Executive Recommended Budget						

Account Number/Description	FY 2022	FY 2023		FY 2024	FY 2025	FY 2024	FY 2025	FY 2026
	Actual	Adopted Budget	Amended Budget	Amended Plan	Amended Plan	County Exec. Recommended	County Exec. Recommended	County Exec. Recommended
Operating Expenses								
Contractual Services								
731101	Library Continuations	-	22,000	22,000	22,000	22,000	22,000	22,000
731213	Membership Dues	13,385	8,400	8,400	8,400	8,400	8,400	8,400
731241	Miscellaneous	413	-	-	-	-	-	-
731304	Officers Training	325	-	-	-	-	-	-
731339	Periodicals Books Publ Sub	9,498	8,000	8,000	8,000	8,000	8,000	8,000
731346	Personal Mileage	2,592	3,161	3,161	3,161	3,161	3,161	3,161
731388	Printing	45,940	77,150	77,150	77,150	77,150	77,150	77,150
731458	Professional Services	-	2,500	2,500	2,500	2,500	2,500	2,500
731934	Towing and Storage Fees	300	-	-	-	-	-	-
732018	Travel and Conference	7,745	26,000	26,000	26,000	26,000	26,000	26,000
732020	Travel Employee Taxable Meals	-	100	100	100	100	100	100
732060	Uniform Cleaning	94,799	130,112	130,112	130,112	130,112	130,112	130,112
730037	Adj Prior Years Exp	3,410	-	-	-	-	-	-
730646	Equipment Maintenance	5,000	5,000	5,000	5,000	5,000	5,000	5,000
730772	Freight and Express	176	2,000	2,000	2,000	2,000	2,000	2,000
		183,582	284,423	284,423	284,423	284,423	284,423	284,423
Commodities								
750448	Postage - Standard Mailing	-	500	500	500	500	500	500
750581	Uniforms	14,846	20,000	154,000	20,000	20,000	20,000	20,000
750049	Computer Supplies	5,325	-	-	-	-	-	-
750063	Custodial Supplies	1,000	2,000	2,000	2,000	2,000	2,000	2,000
750070	Deputy Supplies	125,619	100,000	100,000	100,000	100,000	100,000	100,000
750119	Dry Goods and Clothing	547	-	-	-	-	-	-
750154	Expendable Equipment	1,924	2,000	2,000	2,000	2,000	2,000	2,000
750170	Other Expendable Equipment	6,885	50,000	77,787	50,000	50,000	50,000	50,000
750294	Material and Supplies	2,097	-	-	-	-	-	-
750392	Metered Postage Expense	16,481	20,920	20,920	20,920	20,920	20,920	20,920
750399	Office Supplies	21,804	34,000	34,000	34,000	34,000	34,000	34,000
		196,528	229,420	391,207	229,420	229,420	229,420	229,420
Capital Outlay								
760157	Equipment	6,432	-	-	-	-	-	-
		6,432	-	-	-	-	-	-
Operating Expenses		386,543	513,843	675,630	513,843	513,843	513,843	513,843
Internal Support								
Internal Services								
772618	Equipment Rental	1,260	1,260	1,260	1,260	1,260	1,260	1,260
774636	Info Tech Operations	102,135	97,139	97,139	97,139	97,139	97,139	97,139
774637	Info Tech Managed Print Svcs	14,070	19,636	19,636	19,636	19,636	19,636	19,636
774677	Insurance Fund	38,199	42,502	42,502	42,836	43,171	63,410	63,410
777560	Radio Communications	1,689	-	-	-	-	-	-
778675	Telephone Communications	18,757	15,407	15,407	15,407	15,407	19,886	19,886
		176,111	175,944	175,944	176,278	176,613	201,331	201,331
Internal Support		176,111	175,944	175,944	176,278	176,613	201,331	201,331
Grand Total Expenditures		1,787,654	2,177,081	2,333,619	2,177,438	2,177,773	2,218,842	2,284,965

Department:	Sheriff	OAKLAND COUNTY, MICHIGAN						
Division:	Corrective Services	FY2024 AND FY2025 AND FY2026 County Executive Recommended Budget						
Fund:	Budget - General Fund General Purpose							

Account Number/Description	FY 2022	FY 2023		FY 2024	FY 2025	FY 2024	FY 2025	FY 2026
	Actual	Adopted Budget	Amended Budget	Amended Plan	Amended Plan	County Exec. Recommended	County Exec. Recommended	County Exec. Recommended

Revenues

Revenue		FY 2022	FY 2023	FY 2024	FY 2025	FY 2024	FY 2025	FY 2026
Charges for Services		Actual	Adopted Budget	Amended Budget	Amended Plan	Amended Plan	County Exec. Recommended	County Exec. Recommended
630273	Clinic Charges	24,104	20,000	20,000	20,000	20,000	20,000	20,000
630301	Commission Contracts	615,174	850,000	850,000	850,000	850,000	850,000	850,000
630518	Dental Services Fees	2,223	2,000	2,000	2,000	2,000	2,000	2,000
630553	Diverted Felon	933,900	900,000	900,000	900,000	900,000	900,000	900,000
630686	Fee Income	428	4,000	4,000	4,000	4,000	4,000	4,000
630959	Inmate Board and Care	460,877	325,000	325,000	325,000	325,000	325,000	325,000
631204	Medical Records	105	-	-	-	-	-	-
631253	Miscellaneous Revenue	671	8,000	8,000	8,000	8,000	8,000	8,000
631460	Participation Fees	563	3,000	3,000	3,000	3,000	3,000	3,000
631799	Reimb Contracts	216,550	-	303,335	-	-	-	-
631869	Reimb Salaries	340	-	-	-	-	-	-
632359	Transportation of Prisoners Revenue	5,057	4,000	4,000	4,000	4,000	4,000	4,000
		2,259,992	2,116,000	2,419,335	2,116,000	2,116,000	2,116,000	2,116,000
Contributions								
650301	Donations	25	-	-	-	-	-	-
		25	-	-	-	-	-	-
Other Revenues								
670513	Prior Years Revenue	4,341	-	-	-	-	-	-
		4,341	-	-	-	-	-	-
Revenue		2,264,358	2,116,000	2,419,335	2,116,000	2,116,000	2,116,000	2,116,000
Other Financing Sources								
Transfers In								
695500	Transfers In	45,971	-	7,214	-	-	-	-
		45,971	-	7,214	-	-	-	-
Other Financing Sources		45,971	-	7,214	-	-	-	-
Grand Total Revenues		2,310,329	2,116,000	2,426,549	2,116,000	2,116,000	2,116,000	2,116,000

Expenditures

Personnel		FY 2022	FY 2023	FY 2024	FY 2025	FY 2024	FY 2025	FY 2026
Salaries Regular		Actual	Adopted Budget	Amended Budget	Amended Plan	Amended Plan	County Exec. Recommended	County Exec. Recommended
702010	Salaries Regular	13,938,227	20,969,526	20,995,372	19,890,903	19,890,903	21,522,319	22,445,560
702030	Holiday	644,178	-	-	-	-	-	-
702050	Annual Leave	1,153,901	-	-	-	-	-	-
702073	Parental Leave	121,432	-	-	-	-	-	-
702080	Sick Leave	365,551	-	-	-	-	-	-
702085	Fitness Leave	20,788	28,868	28,868	28,868	28,868	28,868	28,868
702086	Comp Time	6,692	-	-	-	-	-	-
702120	Jury Duty	832	-	-	-	-	-	-
702130	Shift Premium	1,766	27,600	27,600	27,600	27,600	27,600	27,600
702140	Other Miscellaneous Salaries	680,695	-	-	-	-	-	-
702200	Death Leave	24,862	-	-	-	-	-	-

Department:	Sheriff	OAKLAND COUNTY, MICHIGAN							
Division:	Corrective Services	FY2024 AND FY2025 AND FY2026 County Executive Recommended Budget							
Fund:	Budget - General Fund General Purpose								

Account Number/Description	FY 2022	FY 2023		FY 2024	FY 2025	FY 2024	FY 2025	FY 2026
	Actual	Adopted Budget	Amended Budget	Amended Plan	Amended Plan	County Exec. Recommended	County Exec. Recommended	County Exec. Recommended
702210 Holiday Leave	282,458	-	-	-	-	-	-	-
702300 Disaster Non-Prod Salaries	208,686	-	-	-	-	-	-	-
712020 Overtime	7,327,679	3,772,650	3,772,650	3,772,650	3,772,650	3,772,650	3,772,650	3,772,650
712040 Holiday Overtime	818,447	426,000	426,000	426,000	426,000	426,000	426,000	426,000
712090 On Call	37,204	40,600	40,600	40,600	40,600	40,600	40,600	40,600
	25,633,396	25,265,244	25,291,090	24,186,621	24,186,621	25,818,037	26,741,278	27,628,965

Fringe Benefits

722750 Workers Compensation	362,586	299,679	299,679	299,679	299,679	326,204	340,294	353,837
722760 Group Life	38,962	43,814	43,814	43,814	43,814	48,919	50,994	52,939
722770 Retirement	7,104,598	5,878,225	5,878,225	5,878,225	5,878,225	7,643,105	7,874,226	8,214,484
722780 Hospitalization (Personnel)	2,715,722	3,524,102	3,524,102	3,524,102	3,524,102	4,202,970	4,787,183	5,323,348
722790 Social Security	1,929,412	1,547,980	1,547,980	1,547,980	1,547,980	1,953,945	2,023,857	2,091,055
722800 Dental	294,648	319,269	319,269	319,269	319,269	271,867	273,226	281,423
722810 Disability	274,180	318,557	318,557	318,557	318,557	343,215	357,935	372,083
722820 Unemployment Insurance (Personnel)	24,369	20,389	20,389	20,389	20,389	12,903	13,457	13,990
722850 Optical	25,877	28,853	28,853	28,853	28,853	8,067	8,672	9,105
722900 Fringe Benefit Adjustments	-	1,618,882	1,627,921	1,236,029	1,236,029	5,911	5,911	5,911
	12,770,355	13,599,750	13,608,789	13,216,897	13,216,897	14,817,106	15,735,755	16,718,175
Personnel	38,403,750	38,864,994	38,899,879	37,403,518	37,403,518	40,635,143	42,477,033	44,347,140

Operating Expenses

Contractual Services

730982 Interpreter Fees	3,754	14,000	14,000	14,000	14,000	14,000	14,000	14,000
731059 Laundry and Cleaning	2,637	10,000	10,000	10,000	10,000	10,000	10,000	10,000
731213 Membership Dues	300	1,000	1,000	1,000	1,000	1,000	1,000	1,000
731304 Officers Training	45,971	-	7,214	-	-	-	-	-
731346 Personal Mileage	80	2,320	2,320	2,320	2,320	2,320	2,320	2,320
731388 Printing	6,173	2,000	2,000	2,000	2,000	2,000	2,000	2,000
731402 Prisoner Housing-Outside Co	-	20,500	20,500	20,500	20,500	20,500	20,500	20,500
731780 Software Support Maintenance	-	-	38,610	-	-	-	-	-
731885 Supportive Services	-	-	24,730	-	-	-	-	-
732004 Transportation of Prisoners Expense	-	5,000	5,000	5,000	5,000	5,000	5,000	5,000
732018 Travel and Conference	6,777	-	-	-	-	-	-	-
732020 Travel Employee Taxable Meals	214	1,000	1,000	1,000	1,000	1,000	1,000	1,000
730037 Adj Prior Years Exp	1,813	-	-	-	-	-	-	-
730324 Communications	1,534	2,000	2,000	2,000	2,000	2,000	2,000	2,000
730373 Contracted Services	6,941,142	7,668,232	8,016,878	8,446,927	8,533,427	8,446,927	8,533,427	8,533,427
730646 Equipment Maintenance	20,965	30,000	30,000	30,000	30,000	30,000	30,000	30,000
730772 Freight and Express	25	-	-	-	-	-	-	-
	7,031,385	7,756,052	8,175,252	8,534,747	8,621,247	8,534,747	8,621,247	8,621,247

Commodities

750455 Printing Supplies	254	-	-	-	-	-	-	-
750462 Provisions	-	1,000	1,000	1,000	1,000	1,000	1,000	1,000
750581 Uniforms	64,546	98,000	98,000	98,000	98,000	98,000	98,000	98,000
750021 Bedding and Linen	72,292	80,000	99,211	80,000	80,000	80,000	80,000	80,000
750049 Computer Supplies	5,512	23,000	23,000	23,000	23,000	23,000	23,000	23,000
750056 Culinary Supplies	13,289	20,000	20,000	20,000	20,000	20,000	20,000	20,000

Department:	Sheriff	OAKLAND COUNTY, MICHIGAN							
Division:	Corrective Services	FY2024 AND FY2025 AND FY2026 County Executive Recommended Budget							
Fund:	Budget - General Fund General Purpose								

Account Number/Description		FY 2022	FY 2023		FY 2024	FY 2025	FY 2024	FY 2025	FY 2026
		Actual	Adopted Budget	Amended Budget	Amended Plan	Amended Plan	County Exec. Recommended	County Exec. Recommended	County Exec. Recommended
750063	Custodial Supplies	169,471	167,000	167,000	167,000	167,000	167,000	167,000	167,000
750070	Deputy Supplies	49,724	30,000	114,244	30,000	30,000	30,000	30,000	30,000
750119	Dry Goods and Clothing	132,400	100,000	100,000	100,000	100,000	100,000	100,000	100,000
750154	Expendable Equipment	-	5,000	5,000	5,000	5,000	5,000	5,000	5,000
750170	Other Expendable Equipment	1,163	20,000	20,000	20,000	20,000	20,000	20,000	20,000
750217	Groceries	8,732	10,000	10,000	10,000	10,000	10,000	10,000	10,000
750252	Indigent Orders	3,139	15,000	15,000	15,000	15,000	15,000	15,000	15,000
750266	Inmate Recreational Supplies	8,608	15,000	15,000	15,000	15,000	15,000	15,000	15,000
750294	Material and Supplies	792	3,000	3,000	3,000	3,000	3,000	3,000	3,000
750399	Office Supplies	30,410	32,007	32,007	32,007	32,007	32,007	32,007	32,007
		560,331	619,007	722,462	619,007	619,007	619,007	619,007	619,007
Capital Outlay									
760157	Equipment	8,852	-	-	-	-	-	-	-
		8,852	-	-	-	-	-	-	-
Operating Expenses		7,600,568	8,375,059	8,897,714	9,153,754	9,240,254	9,153,754	9,240,254	9,240,254
Internal Support									
Internal Services									
770000	Internal Support Expenditures	39,428	-	-	-	-	-	-	-
770631	Bldg Space Cost Allocation	4,577,235	4,613,870	4,613,870	5,174,928	5,224,853	4,804,642	5,256,628	5,373,328
772618	Equipment Rental	2,420	2,160	2,160	2,160	2,160	2,160	2,160	2,160
773530	CLEMIS Development	318,365	-	-	-	-	-	-	-
773535	Info Tech CLEMIS	8,000	16,334	16,334	16,334	16,334	16,334	16,334	16,334
773630	Info Tech Development	(22,695)	-	88,086	-	-	-	-	-
774636	Info Tech Operations	1,940,540	2,148,824	2,148,824	2,148,824	2,148,824	2,148,824	2,148,824	2,148,824
774637	Info Tech Managed Print Svcs	38,024	64,676	64,676	64,676	64,676	64,676	64,676	64,676
774677	Insurance Fund	871,358	953,915	953,915	961,423	968,931	1,549,385	1,549,385	1,549,385
775754	Maintenance Department Charges	94,610	-	37,948	-	-	-	-	-
776659	Motor Pool Fuel Charges	28,826	23,266	23,266	23,266	23,266	28,021	28,021	28,021
776661	Motor Pool	85,680	89,403	89,403	89,403	89,403	87,495	87,495	87,495
777560	Radio Communications	118,885	255,325	255,325	255,325	255,325	255,325	255,325	255,325
778675	Telephone Communications	97,812	71,999	71,999	71,999	71,999	106,756	106,756	106,756
		8,198,487	8,239,772	8,365,806	8,808,338	8,865,771	9,063,618	9,515,604	9,632,304
Internal Support		8,198,487	8,239,772	8,365,806	8,808,338	8,865,771	9,063,618	9,515,604	9,632,304
Grand Total Expenditures		54,202,805	55,479,825	56,163,399	55,365,610	55,509,543	58,852,515	61,232,891	63,219,698

Department:	Sheriff	OAKLAND COUNTY, MICHIGAN							
Division:	Corrective Services - Satellite	FY2024 AND FY2025 AND FY2026 County Executive Recommended Budget							
Fund:	Budget - General Fund General Purpose								

Account Number/Description	FY 2022	FY 2023		FY 2024	FY 2025	FY 2024	FY 2025	FY 2026	
	Actual	Adopted Budget	Amended Budget	Amended Plan	Amended Plan	County Exec. Recommended	County Exec. Recommended	County Exec. Recommended	
Revenues									
Revenue									
Charges for Services									
630140 Board and Care	23,064	70,000	70,000	70,000	70,000	25,000	25,000	25,000	
630238 Civil Action Service Fees	-	200,000	200,000	200,000	200,000	200,000	200,000	200,000	
631806 Reimb Court Services	555,940	517,059	517,059	517,059	517,059	517,059	517,059	517,059	
	579,004	787,059	787,059	787,059	787,059	742,059	742,059	742,059	
Other Revenues									
670627 Sale of Equipment (Trade In)	500	-	-	-	-	-	-	-	
	500	-	-	-	-	-	-	-	
Revenue	579,504	787,059	787,059	787,059	787,059	742,059	742,059	742,059	
Grand Total Revenues	579,504	787,059	787,059	787,059	787,059	742,059	742,059	742,059	

Expenditures									
Personnel									
Salaries Regular									
702010 Salaries Regular	6,653,159	10,542,688	10,540,865	10,163,468	10,163,468	10,952,605	11,279,135	11,625,607	
702030 Holiday	168,416	-	-	-	-	-	-	-	
702050 Annual Leave	397,602	-	-	-	-	-	-	-	
702073 Parental Leave	22,266	-	-	-	-	-	-	-	
702080 Sick Leave	121,622	-	-	-	-	-	-	-	
702085 Fitness Leave	4,451	11,016	11,016	11,016	11,016	11,016	11,016	11,016	
702086 Comp Time	3,008	-	-	-	-	-	-	-	
702120 Jury Duty	272	-	-	-	-	-	-	-	
702140 Other Miscellaneous Salaries	176,188	-	-	-	-	-	-	-	
702190 Workers Compensation Pay	159,732	-	-	-	-	-	-	-	
702200 Death Leave	11,592	-	-	-	-	-	-	-	
702210 Holiday Leave	63,381	-	-	-	-	-	-	-	
702300 Disaster Non-Prod Salaries	36,775	-	-	-	-	-	-	-	
712020 Overtime	364,611	808,586	808,586	808,586	808,586	808,586	808,586	808,586	
712040 Holiday Overtime	12,165	81,600	81,600	81,600	81,600	81,600	81,600	81,600	
712090 On Call	7,500	5,600	5,600	5,600	5,600	5,600	5,600	5,600	
	8,202,740	11,449,490	11,447,667	11,070,270	11,070,270	11,859,407	12,185,937	12,532,409	
Fringe Benefits									
722750 Workers Compensation	123,173	149,301	149,301	149,301	149,301	166,747	171,543	176,653	
722760 Group Life	10,495	14,210	14,210	14,210	14,210	16,780	17,297	17,846	
722770 Retirement	1,552,492	1,864,226	1,864,226	1,864,226	1,864,226	2,495,108	2,555,196	2,662,236	
722780 Hospitalization (Personnel)	745,064	1,260,077	1,260,077	1,260,077	1,260,077	1,474,097	1,676,880	1,862,985	
722790 Social Security	439,919	554,512	554,512	554,512	554,512	682,952	702,002	722,646	
722800 Dental	84,997	115,098	115,098	115,098	115,098	98,969	99,460	102,422	
722810 Disability	75,627	103,313	103,313	103,313	103,313	117,547	121,253	125,300	
722820 Unemployment Insurance (Personnel)	8,272	10,276	10,276	10,276	10,276	6,570	6,766	6,974	
722850 Optical	6,996	10,818	10,818	10,818	10,818	2,742	2,945	3,091	
722900 Fringe Benefit Adjustments	-	440,998	440,344	306,444	306,444	592	592	592	
	3,047,034	4,522,829	4,522,175	4,388,275	4,388,275	5,062,104	5,353,933	5,680,745	

Department:	Sheriff	OAKLAND COUNTY, MICHIGAN						
Division:	Corrective Services - Satellite	FY2024 AND FY2025 AND FY2026 County Executive Recommended Budget						
Fund:	Budget - General Fund General Purpose							

Account Number/Description	FY 2022	FY 2023		FY 2024	FY 2025	FY 2024	FY 2025	FY 2026
	Actual	Adopted Budget	Amended Budget	Amended Plan	Amended Plan	County Exec. Recommended	County Exec. Recommended	County Exec. Recommended
Personnel	11,249,775	15,972,319	15,969,842	15,458,545	15,458,545	16,921,511	17,539,869	18,213,155
Operating Expenses								
Contractual Services								
731059 Laundry and Cleaning	2,867	20,000	20,000	20,000	20,000	20,000	20,000	20,000
731346 Personal Mileage	449	-	-	-	-	-	-	-
731388 Printing	50	3,250	3,250	3,250	3,250	3,250	3,250	3,250
731458 Professional Services	-	24,700	24,700	24,700	24,700	24,700	24,700	24,700
732018 Travel and Conference	121	-	-	-	-	-	-	-
732020 Travel Employee Taxable Meals	387	4,000	4,000	4,000	4,000	4,000	4,000	4,000
730114 Auction Expense	11,400	14,000	14,000	14,000	14,000	14,000	14,000	14,000
730646 Equipment Maintenance	7,034	22,000	22,000	22,000	22,000	22,000	22,000	22,000
730716 Fees Civil Service	138,643	150,000	150,000	150,000	150,000	150,000	150,000	150,000
	160,951	237,950	237,950	237,950	237,950	237,950	237,950	237,950
Commodities								
750581 Uniforms	13,928	12,556	12,556	12,556	12,556	12,556	12,556	12,556
750021 Bedding and Linen	3,404	2,000	2,000	2,000	2,000	2,000	2,000	2,000
750063 Custodial Supplies	1,843	40,000	40,000	40,000	40,000	40,000	40,000	40,000
750070 Deputy Supplies	8,620	11,047	11,047	11,047	11,047	11,047	11,047	11,047
750119 Dry Goods and Clothing	-	2,000	2,000	2,000	2,000	2,000	2,000	2,000
750140 Employee Footwear	-	150	150	150	150	150	150	150
750154 Expendable Equipment	-	1,000	1,000	1,000	1,000	1,000	1,000	1,000
750170 Other Expendable Equipment	1,200	-	-	-	-	-	-	-
750294 Material and Supplies	1,628	3,000	3,000	3,000	3,000	3,000	3,000	3,000
750399 Office Supplies	3,379	2,000	2,000	2,000	2,000	2,000	2,000	2,000
	34,001	73,753	73,753	73,753	73,753	73,753	73,753	73,753
Operating Expenses	194,952	311,703	311,703	311,703	311,703	311,703	311,703	311,703
Internal Support								
Internal Services								
770631 Bldg Space Cost Allocation	998,766	1,002,294	1,002,294	1,124,176	1,135,021	1,033,084	1,130,268	1,155,361
774636 Info Tech Operations	95,137	95,046	95,046	95,046	95,046	95,046	95,046	95,046
774637 Info Tech Managed Print Svcs	682	1,110	1,110	1,110	1,110	1,110	1,110	1,110
774677 Insurance Fund	571,606	380,684	380,684	383,675	386,666	629,629	629,629	629,629
775754 Maintenance Department Charges	36	-	-	-	-	-	-	-
776659 Motor Pool Fuel Charges	15,288	10,956	10,956	10,956	10,956	14,906	14,906	14,906
776661 Motor Pool	47,727	50,756	50,756	50,756	50,756	49,156	49,156	49,156
778675 Telephone Communications	26,643	23,101	23,101	23,101	23,101	27,352	27,352	27,352
	1,755,886	1,563,947	1,563,947	1,688,820	1,702,656	1,850,283	1,947,467	1,972,560
Internal Support	1,755,886	1,563,947	1,563,947	1,688,820	1,702,656	1,850,283	1,947,467	1,972,560
Grand Total Expenditures	13,200,613	17,847,969	17,845,492	17,459,068	17,472,904	19,083,497	19,799,040	20,497,417

Department:	Sheriff	OAKLAND COUNTY, MICHIGAN						
Division:	Sheriff Emergency Response and Preparedness	FY2024 AND FY2025 AND FY2026 County Executive Recommended Budget						
Fund:	Budget - General Fund General Purpose							

Account Number/Description	FY 2022	FY 2023		FY 2024	FY 2025	FY 2024	FY 2025	FY 2026
	Actual	Adopted Budget	Amended Budget	Amended Plan	Amended Plan	County Exec. Recommended	County Exec. Recommended	County Exec. Recommended
Revenues								
Revenue								
Federal Grants								
610313 Federal Operating Grants	327,539	-	-	-	-	-	-	-
	327,539	-	-	-	-	-	-	-
State Grants								
615571 State Operating Grants	-	-	26,150	-	-	-	-	-
	-	-	26,150	-	-	-	-	-
Charges for Services								
630238 Civil Action Service Fees	67,903	-	-	-	-	-	-	-
631827 Reimb General	5,552	-	-	-	-	-	-	-
	73,455	-	-	-	-	-	-	-
Other Revenues								
670456 Prior Years Adjustments	18,658	-	-	-	-	-	-	-
670513 Prior Years Revenue	79	-	-	-	-	-	-	-
	18,737	-	-	-	-	-	-	-
Revenue	419,731	-	26,150	-	-	-	-	-
Other Financing Sources								
Transfers In								
695500 Transfers In	64,572	-	-	-	-	-	-	-
	64,572	-	-	-	-	-	-	-
Other Financing Sources	64,572	-	-	-	-	-	-	-
Grand Total Revenues	484,303	-	26,150	-	-	-	-	-

Expenditures								
Personnel								
Salaries Regular								
702010 Salaries Regular	3,237,696	1,599,592	1,694,072	1,631,408	1,454,371	1,957,896	1,818,189	1,855,111
702030 Holiday	114,206	-	-	-	-	-	-	-
702050 Annual Leave	116,184	-	-	-	-	-	-	-
702080 Sick Leave	37,731	-	-	-	-	-	-	-
702085 Fitness Leave	2,148	4,672	4,672	4,672	4,672	4,672	4,672	4,672
702086 Comp Time	2,596	-	-	-	-	-	-	-
702130 Shift Premium	-	26,660	26,660	26,660	26,660	26,660	26,660	26,660
702140 Other Miscellaneous Salaries	19,500	-	-	-	-	-	-	-
702200 Death Leave	2,009	-	-	-	-	-	-	-
702210 Holiday Leave	2,621	-	-	-	-	-	-	-
702300 Disaster Non-Prod Salaries	7,235	-	-	-	-	-	-	-
712020 Overtime	1,584,331	326,866	326,866	326,866	326,866	326,866	326,866	326,866
712040 Holiday Overtime	15,858	-	-	-	-	-	-	-
712090 On Call	8,000	5,600	5,600	5,600	5,600	5,600	5,600	5,600
	5,150,112	1,963,390	2,057,870	1,995,206	1,818,169	2,321,694	2,181,987	2,218,909

Department:	Sheriff	OAKLAND COUNTY, MICHIGAN						
Division:	Sheriff Emergency Response and Preparedness							
Fund:	Budget - General Fund General Purpose	FY2024 AND FY2025 AND FY2026 County Executive Recommended Budget						

Account Number/Description	FY 2022	FY 2023		FY 2024	FY 2025	FY 2024	FY 2025	FY 2026
	Actual	Adopted Budget	Amended Budget	Amended Plan	Amended Plan	County Exec. Recommended	County Exec. Recommended	County Exec. Recommended
Fringe Benefits								
722750 Workers Compensation	59,298	18,636	18,636	18,636	18,636	24,238	24,702	25,166
722760 Group Life	7,297	4,567	4,567	4,567	4,567	3,504	3,567	3,635
722770 Retirement	1,332,950	592,913	592,913	592,913	592,913	527,227	534,952	550,705
722780 Hospitalization (Personnel)	514,406	356,271	356,271	356,271	356,271	324,280	367,237	406,660
722790 Social Security	362,650	165,712	165,712	165,712	165,712	148,582	150,895	153,203
722800 Dental	54,647	32,006	32,006	32,006	32,006	20,391	20,489	21,082
722810 Disability	46,402	33,225	33,225	33,225	33,225	24,503	24,965	25,426
722820 Unemployment Insurance (Personnel)	5,050	2,425	2,425	2,425	2,425	1,068	1,091	1,113
722850 Optical	4,997	3,039	3,039	3,039	3,039	583	624	654
722900 Fringe Benefit Adjustments	-	(324,178)	(275,521)	(295,430)	(386,080)	91,134	484	484
	2,387,696	884,616	933,273	913,364	822,714	1,165,510	1,129,006	1,188,127
Personnel	7,537,808	2,848,006	2,991,143	2,908,570	2,640,883	3,487,205	3,310,993	3,407,036

Operating Expenses

Contractual Services								
731024 K-9 Program	9,965	50,000	75,000	75,000	75,000	75,000	75,000	75,000
731213 Membership Dues	4,725	3,900	3,900	3,900	3,900	3,900	3,900	3,900
731241 Miscellaneous	448	-	-	-	-	-	-	-
731269 Natural Gas	30,323	30,000	30,000	30,000	30,000	30,000	30,000	30,000
731304 Officers Training	126,973	110,301	110,870	110,326	109,022	110,326	109,022	109,022
731339 Periodicals Books Publ Sub	326	1,000	1,000	1,000	1,000	1,000	1,000	1,000
731346 Personal Mileage	438	-	-	-	-	-	-	-
731388 Printing	5,280	1,000	3,179	1,000	1,000	1,000	1,000	1,000
731458 Professional Services	74,079	126,823	126,823	126,823	126,823	126,823	126,823	126,823
731626 Rent	152,050	157,800	162,132	162,132	162,132	162,132	162,132	162,132
731780 Software Support Maintenance	750	336,665	880,195	336,665	336,665	336,665	336,665	336,665
732018 Travel and Conference	4,202	-	-	-	-	-	-	-
732020 Travel Employee Taxable Meals	217	500	500	500	500	500	500	500
732165 Workshops and Meeting	1,524	-	-	-	-	-	-	-
730037 Adj Prior Years Exp	3,671	-	-	-	-	-	-	-
730044 Adj Prior Years Revenue	8,200	-	-	-	-	-	-	-
730114 Auction Expense	3,600	400	400	400	400	400	400	400
730198 Building Maintenance Charges	-	-	8,100	-	-	-	-	-
730324 Communications	1,596	-	-	-	-	-	-	-
730562 Electrical Service	58,316	37,000	37,000	37,000	37,000	37,000	37,000	37,000
730611 Employees Medical Exams	17,141	45,000	45,000	45,000	45,000	45,000	45,000	45,000
730646 Equipment Maintenance	105,395	85,054	751,350	85,054	85,054	85,054	85,054	85,054
730716 Fees Civil Service	34,834	100,000	100,000	100,000	100,000	100,000	100,000	100,000
730772 Freight and Express	952	-	-	-	-	-	-	-
	645,004	1,085,443	2,335,450	1,114,800	1,113,496	1,114,800	1,113,496	1,113,496

Commodities								
750462 Provisions	249	500	500	500	500	500	500	500
750567 Training-Educational Supplies	2,095	1,000	1,000	1,000	1,000	1,000	1,000	1,000
750581 Uniforms	28,128	53,906	56,458	53,951	53,000	53,951	53,000	53,000
750063 Custodial Supplies	2,879	4,700	4,700	4,700	4,700	4,700	4,700	4,700
750070 Deputy Supplies	801,760	463,540	819,109	463,635	461,600	463,635	461,600	461,600
750154 Expendable Equipment	2,800	4,000	4,000	4,000	4,000	4,000	4,000	4,000
750170 Other Expendable Equipment	85,601	-	-	-	-	-	-	-

Department:	Sheriff	OAKLAND COUNTY, MICHIGAN							
Division:	Sheriff Emergency Response and Preparedness	FY2024 AND FY2025 AND FY2026 County Executive Recommended Budget							
Fund:	Budget - General Fund General Purpose								

Account Number/Description	FY 2022	FY 2023		FY 2024	FY 2025	FY 2024	FY 2025	FY 2026
	Actual	Adopted Budget	Amended Budget	Amended Plan	Amended Plan	County Exec. Recommended	County Exec. Recommended	County Exec. Recommended
750294 Material and Supplies	21,758	14,000	31,007	14,000	14,000	14,000	14,000	14,000
750399 Office Supplies	10,637	2,000	2,000	2,000	2,000	2,000	2,000	2,000
	955,907	543,646	918,774	543,786	540,800	543,786	540,800	540,800
Capital Outlay								
760157 Equipment	232,625	-	1,008,725	-	-	-	-	-
	232,625	-	1,008,725	-	-	-	-	-
Operating Expenses	1,833,536	1,629,089	4,262,948	1,658,586	1,654,296	1,658,586	1,654,296	1,654,296
Internal Support								
Internal Services								
770631 Bldg Space Cost Allocation	60,265	60,827	60,827	68,224	68,882	40,109	43,882	44,856
772618 Equipment Rental	5,062	7,230	7,978	7,230	5,547	1,683	-	-
773535 Info Tech CLEMIS	4,000	7,286	7,497	7,286	6,810	476	-	-
773630 Info Tech Development	322	-	153	-	-	-	-	-
773637 Info Tech Equipment Rental	-	757	1,094	757	-	757	-	-
774636 Info Tech Operations	387,723	307,314	310,408	307,314	300,352	235,151	228,189	228,189
774637 Info Tech Managed Print Svcs	17,887	25,637	25,637	25,637	25,637	10,749	10,749	10,749
774677 Insurance Fund	96,760	355,261	359,707	362,071	357,878	531,407	530,904	535,904
776659 Motor Pool Fuel Charges	-	3,106	4,487	3,106	-	3,106	-	-
776661 Motor Pool	-	12,203	17,627	12,203	-	12,203	-	-
778675 Telephone Communications	43,531	38,202	38,822	38,272	36,806	47,392	45,926	45,926
	615,550	817,823	834,237	832,100	801,912	883,033	859,650	865,624
Internal Support	615,550	817,823	834,237	832,100	801,912	883,033	859,650	865,624
Transfers/Other Sources (Uses)								
Transfers Out								
788001 Transfers Out	58,791	-	-	-	-	-	-	-
	58,791	-	-	-	-	-	-	-
Transfers/Other Sources (Uses)	58,791	-	-	-	-	-	-	-
Grand Total Expenditures	10,045,685	5,294,918	8,088,328	5,399,256	5,097,091	6,028,823	5,824,939	5,926,956

Department:	Sheriff	OAKLAND COUNTY, MICHIGAN						
Division:	Patrol Services	FY2024 AND FY2025 AND FY2026 County Executive Recommended Budget						
Fund:	Budget - General Fund General Purpose							

Account Number/Description	FY 2022	FY 2023		FY 2024	FY 2025	FY 2024	FY 2025	FY 2026
	Actual	Adopted Budget	Amended Budget	Amended Plan	Amended Plan	County Exec. Recommended	County Exec. Recommended	County Exec. Recommended

Revenues

Revenue

Federal Grants

610313	Federal Operating Grants	47,709	-	69,789	-	-	-	-	-
		47,709	-	69,789	-	-	-	-	-

State Grants

615571	State Operating Grants	62,891	-	-	-	-	-	-	-
		62,891	-	-	-	-	-	-	-

Intergovernmental Program Reimbursement

626619	Marine Safety	175,050	175,050	175,050	175,050	175,050	175,050	175,050	175,050
		175,050	175,050	175,050	175,050	175,050	175,050	175,050	175,050

Charges for Services

630686	Fee Income	10,282	7,000	7,000	7,000	7,000	7,000	7,000	7,000
630920	Impound Fees	27,544	29,970	29,970	29,970	29,970	29,970	29,970	29,970
630973	Inspection of Boat Livery	40	-	-	-	-	-	-	-
631113	Liquor Control Sheriff	4,790	5,000	5,000	5,000	5,000	5,000	5,000	5,000
631253	Miscellaneous Revenue	-	1,000	21,000	1,000	1,000	1,000	1,000	1,000
631869	Reimb Salaries	6,094,133	5,240,051	5,240,051	5,237,826	5,232,466	5,237,826	5,232,466	5,232,466
632093	Sheriff Special Deputies	53,876,461	56,504,595	57,635,711	59,672,797	59,516,822	59,672,797	59,516,822	59,516,822
632506	Wrecker Service	3,753	4,000	4,000	4,000	4,000	4,000	4,000	4,000
631869	Reimb Salaries	90,632	-	-	-	-	-	-	-
		60,107,635	61,791,616	62,942,732	64,957,593	64,796,258	64,957,593	64,796,258	64,796,258

Other Revenues

670114	Cash Overages	1	-	-	-	-	-	-	-
670228	County Auction	13,162	12,000	12,000	12,000	12,000	12,000	12,000	12,000
		13,163	12,000	12,000	12,000	12,000	12,000	12,000	12,000

Revenue

60,406,447	61,978,666	63,199,571	65,144,643	64,983,308	65,144,643	64,983,308	64,983,308
-------------------	-------------------	-------------------	-------------------	-------------------	-------------------	-------------------	-------------------

Other Financing Sources

Transfers In

695500	Transfers In	61,043	-	-	-	-	-	-	-
		61,043	-	-	-	-	-	-	-

Other Financing Sources

61,043	-	-	-	-	-	-	-
---------------	----------	----------	----------	----------	----------	----------	----------

Grand Total Revenues

60,467,490	61,978,666	63,199,571	65,144,643	64,983,308	65,144,643	64,983,308	64,983,308
-------------------	-------------------	-------------------	-------------------	-------------------	-------------------	-------------------	-------------------

Expenditures

Personnel

Salaries Regular

702010	Salaries Regular	26,145,835	35,237,006	35,764,848	34,419,449	34,337,326	36,803,431	37,816,230	38,718,212
702030	Holiday	1,109,819	-	-	-	-	-	-	-
702050	Annual Leave	1,986,041	-	-	-	-	-	-	-
702073	Parental Leave	144,961	-	-	-	-	-	-	-
702080	Sick Leave	611,902	-	-	-	-	-	-	-
702085	Fitness Leave	37,136	61,386	61,386	61,386	61,386	61,386	61,386	61,386
702086	Comp Time	116,760	-	-	-	-	-	-	-

Department:	Sheriff	OAKLAND COUNTY, MICHIGAN						
Division:	Patrol Services	FY2024 AND FY2025 AND FY2026 County Executive Recommended Budget						
Fund:	Budget - General Fund General Purpose							

Account Number/Description	FY 2022	FY 2023		FY 2024	FY 2025	FY 2024	FY 2025	FY 2026
	Actual	Adopted Budget	Amended Budget	Amended Plan	Amended Plan	County Exec. Recommended	County Exec. Recommended	County Exec. Recommended
702120 Jury Duty	15	-	-	-	-	-	-	-
702130 Shift Premium	138	-	-	-	-	-	-	-
702140 Other Miscellaneous Salaries	891,486	-	-	-	-	-	-	-
702190 Workers Compensation Pay	742,076	-	-	-	-	-	-	-
702200 Death Leave	40,876	-	-	-	-	-	-	-
702210 Holiday Leave	344,087	-	-	-	-	-	-	-
702300 Disaster Non-Prod Salaries	264,167	-	-	-	-	-	-	-
712020 Overtime	7,237,291	4,705,118	4,759,733	4,870,366	4,864,972	4,870,366	4,864,972	4,864,972
712040 Holiday Overtime	737,277	278,200	278,200	278,200	278,200	278,200	278,200	278,200
712090 On Call	60,248	65,600	65,600	65,600	65,600	65,600	65,600	65,600
	40,470,116	40,347,310	40,929,767	39,695,001	39,607,484	42,078,983	43,086,388	43,988,370
Fringe Benefits								
722740 Fringe Benefits Expense	-	22,800	27,975	29,199	29,199	-	-	-
722750 Workers Compensation	618,090	506,052	506,052	506,052	506,052	577,067	592,959	607,107
722760 Group Life	66,676	71,325	71,325	71,325	71,325	82,495	84,625	86,738
722770 Retirement	11,380,915	8,929,032	8,929,032	8,929,032	8,929,032	11,935,783	12,189,532	12,609,504
722780 Hospitalization (Personnel)	3,964,615	4,914,128	4,914,128	4,914,128	4,914,128	6,020,963	6,856,540	7,623,396
722790 Social Security	2,990,924	2,525,112	2,525,112	2,525,112	2,525,112	3,141,015	3,216,474	3,283,480
722800 Dental	441,026	461,556	461,556	461,556	461,556	395,849	397,826	409,752
722810 Disability	476,871	518,192	518,192	518,192	518,192	579,045	594,872	608,916
722820 Unemployment Insurance (Personnel)	40,457	33,664	33,664	33,664	33,664	22,078	22,686	23,227
722850 Optical	38,827	41,455	41,455	41,455	41,455	11,700	12,576	13,204
722900 Fringe Benefit Adjustments	-	2,309,156	2,589,640	2,147,930	2,103,507	2,277	2,277	2,277
	20,018,402	20,332,472	20,618,131	20,177,645	20,133,222	22,768,273	23,970,368	25,267,600
Personnel	60,488,519	60,679,782	61,547,898	59,872,646	59,740,706	64,847,255	67,056,756	69,255,970

Operating Expenses

Contractual Services

730940 Insurance	-	8,000	8,175	8,350	8,525	8,350	8,525	8,525
730982 Interpreter Fees	589	4,000	4,000	4,000	4,000	4,000	4,000	4,000
731024 K-9 Program	109,682	47,500	61,609	47,500	47,500	47,500	47,500	47,500
731213 Membership Dues	690	400	400	400	400	400	400	400
731241 Miscellaneous	2,500	-	20,000	-	-	-	-	-
731269 Natural Gas	9,702	10,000	10,000	10,000	10,000	10,000	10,000	10,000
731304 Officers Training	7,385	24,825	29,291	31,135	30,507	31,135	30,507	30,507
731339 Periodicals Books Publ Sub	90	500	500	500	500	500	500	500
731346 Personal Mileage	10	-	-	-	-	-	-	-
731283 North Oakland Sub-Station	-	5,000	5,000	5,000	5,000	5,000	5,000	5,000
731388 Printing	3,467	2,000	2,000	2,000	2,000	2,000	2,000	2,000
731458 Professional Services	1,914	-	-	-	-	-	-	-
731479 Property Taxes	37,689	36,000	38,000	38,000	38,000	38,000	38,000	38,000
731626 Rent	144,125	152,537	155,727	218,553	236,884	218,553	236,884	236,884
731934 Towing and Storage Fees	3,634	8,000	8,000	8,000	8,000	8,000	8,000	8,000
732018 Travel and Conference	23,718	1,000	1,000	1,000	1,000	1,000	1,000	1,000
732020 Travel Employee Taxable Meals	632	3,000	3,000	3,000	3,000	3,000	3,000	3,000
732060 Uniform Cleaning	145	3,000	3,000	3,000	3,000	3,000	3,000	3,000
732102 Water and Sewage Charges	1,049	2,000	2,000	2,000	2,000	2,000	2,000	2,000
730037 Adj Prior Years Exp	1,209	-	-	-	-	-	-	-
730044 Adj Prior Years Revenue	397	-	-	-	-	-	-	-
730114 Auction Expense	263	1,000	1,000	1,000	1,000	1,000	1,000	1,000
730198 Building Maintenance Charges	-	24,230	26,094	26,746	27,415	26,746	27,415	27,415

Department:	Sheriff	OAKLAND COUNTY, MICHIGAN							
Division:	Patrol Services	FY2024 AND FY2025 AND FY2026 County Executive Recommended Budget							
Fund:	Budget - General Fund General Purpose								

Account Number/Description		FY 2022	FY 2023		FY 2024	FY 2025	FY 2024	FY 2025	FY 2026	
		Actual	Adopted Budget	Amended Budget	Amended Plan	Amended Plan	County Exec. Recommended	County Exec. Recommended	County Exec. Recommended	
730303	Clothing Allowance	23,790	32,000	32,000	32,000	32,000	32,000	32,000	32,000	
730324	Communications	1,895	8,680	8,680	8,680	8,680	8,680	8,680	8,680	
730562	Electrical Service	20,483	23,000	23,000	23,000	23,000	23,000	23,000	23,000	
730646	Equipment Maintenance	23,877	106,716	161,041	106,716	106,716	106,716	106,716	106,716	
730772	Freight and Express	116	-	-	-	-	-	-	-	
		419,052	503,388	603,517	580,580	599,127	580,580	599,127	599,127	
Commodities										
750581	Uniforms	122,412	204,406	209,971	209,041	208,583	209,041	208,583	208,583	
750049	Computer Supplies	101	-	-	-	-	-	-	-	
750063	Custodial Supplies	6,596	8,000	8,000	8,000	8,000	8,000	8,000	8,000	
750070	Deputy Supplies	126,804	362,179	391,571	372,094	371,114	372,094	371,114	371,114	
750084	Diving Supplies	13,521	8,000	8,000	8,000	8,000	8,000	8,000	8,000	
750154	Expendable Equipment	50,047	6,000	100,860	6,000	6,000	6,000	6,000	6,000	
750170	Other Expendable Equipment	6,375	125,000	125,000	125,000	125,000	125,000	125,000	125,000	
750210	Gasoline Charges	-	16,873	16,873	8,827	8,827	8,827	8,827	8,827	
750294	Material and Supplies	27,601	15,000	16,634	15,000	15,000	15,000	15,000	15,000	
750399	Office Supplies	23,820	30,000	30,000	30,000	30,000	30,000	30,000	30,000	
		377,277	775,458	906,908	781,962	780,524	781,962	780,524	780,524	
Capital Outlay										
760051	Marine Equipment	52,448	58,887	58,887	58,887	58,887	58,887	58,887	58,887	
760126	Capital Outlay Miscellaneous	239,599	-	813,895	-	-	-	-	-	
760157	Equipment	-	-	181,700	-	-	-	-	-	
		292,047	58,887	1,054,482	58,887	58,887	58,887	58,887	58,887	
Operating Expenses		1,088,376	1,337,733	2,564,907	1,421,429	1,438,538	1,421,429	1,438,538	1,438,538	
Internal Support										
Internal Services										
770000	Internal Support Expenditures	587	-	-	-	-	-	-	-	
770631	Bldg Space Cost Allocation	87,558	84,850	84,850	95,167	96,086	95,234	104,193	107,110	
772618	Equipment Rental	295,450	365,205	384,951	393,092	389,979	393,092	389,979	389,979	
773535	Info Tech CLEMIS	154,545	169,209	170,870	171,499	171,270	171,499	171,499	171,499	
773630	Info Tech Development	72,102	-	51,192	-	-	-	-	-	
773637	Info Tech Equipment Rental	298,936	284,819	291,017	293,739	292,645	293,739	293,739	293,739	
774636	Info Tech Operations	694,710	666,692	666,692	666,692	666,692	666,692	666,692	666,692	
774637	Info Tech Managed Print Svcs	33,884	43,298	43,298	43,298	43,298	43,298	43,298	43,298	
774677	Insurance Fund	1,072,302	1,618,816	1,653,731	1,682,283	1,689,753	2,307,156	2,307,085	2,307,093	
775754	Maintenance Department Charges	15,015	-	5,154	-	-	-	-	-	
776659	Motor Pool Fuel Charges	1,638,788	1,430,949	1,459,157	1,477,744	1,477,744	1,574,770	1,574,770	1,574,770	
776661	Motor Pool	2,694,137	2,991,128	3,264,885	3,140,511	3,140,511	3,050,034	3,050,034	3,050,034	
777560	Radio Communications	36,294	35,988	35,988	35,988	35,988	35,988	35,988	35,988	
778675	Telephone Communications	241,135	218,057	222,929	225,168	224,496	318,341	318,375	318,375	
		7,335,442	7,909,011	8,334,714	8,225,181	8,228,462	8,949,843	8,955,652	8,958,577	
Internal Support		7,335,442	7,909,011	8,334,714	8,225,181	8,228,462	8,949,843	8,955,652	8,958,577	

Department:	Sheriff	OAKLAND COUNTY, MICHIGAN						
Division:	Patrol Services	FY2024 AND FY2025 AND FY2026 County Executive Recommended Budget						
Fund:	Budget - General Fund General Purpose							

Account Number/Description	FY 2022	FY 2023		FY 2024	FY 2025	FY 2024	FY 2025	FY 2026
	Actual	Adopted Budget	Amended Budget	Amended Plan	Amended Plan	County Exec. Recommended	County Exec. Recommended	County Exec. Recommended
Transfers/Other Sources (Uses)								
Tranfers Out								
788001 Transfers Out	211,646	72,155	702,511	-	-	4,253	4,253	4,253
	211,646	72,155	702,511	-	-	4,253	4,253	4,253
Transfers/Other Sources (Uses)	211,646	72,155	702,511	-	-	4,253	4,253	4,253
Grand Total Expenditures	69,123,982	69,998,681	73,150,030	69,519,256	69,407,706	75,222,781	77,455,200	79,657,339

Department:	Sheriff	OAKLAND COUNTY, MICHIGAN						
Division:	Emergency Communication Operations	FY2024 AND FY2025 AND FY2026 County Executive Recommended Budget						
Fund:	Budget - General Fund General Purpose							

Account Number/Description	FY 2022	FY 2023		FY 2024	FY 2025	FY 2024	FY 2025	FY 2026
	Actual	Adopted Budget	Amended Budget	Amended Plan	Amended Plan	County Exec. Recommended	County Exec. Recommended	County Exec. Recommended
Revenues								
Revenue								
Charges for Services								
630539 Dispatch Services	2,886,934	2,872,878	2,872,878	2,872,878	2,872,878	2,872,878	2,872,878	2,872,878
	2,886,934	2,872,878	2,872,878	2,872,878	2,872,878	2,872,878	2,872,878	2,872,878
Other Revenues								
670057 Adjustment Prior Years Revenue	40,973	-	-	-	-	-	-	-
	40,973	-	-	-	-	-	-	-
Revenue	2,927,907	2,872,878	2,872,878	2,872,878	2,872,878	2,872,878	2,872,878	2,872,878
Other Financing Sources								
Transfers In								
695500 Transfers In	44,872	-	11,759	-	-	-	-	-
	44,872	-	11,759	-	-	-	-	-
Other Financing Sources	44,872	-	11,759	-	-	-	-	-
Grand Total Revenues	2,972,779	2,872,878	2,884,637	2,872,878	2,872,878	2,872,878	2,872,878	2,872,878

Expenditures								
Personnel								
Salaries Regular								
702010 Salaries Regular	4,183,504	5,975,924	5,975,214	5,644,558	5,644,558	5,598,931	5,820,219	6,049,968
702030 Holiday	179,781	-	-	-	-	-	-	-
702050 Annual Leave	268,511	-	-	-	-	-	-	-
702073 Parental Leave	31,057	-	-	-	-	-	-	-
702080 Sick Leave	104,455	-	-	-	-	-	-	-
702085 Fitness Leave	743	-	-	-	-	-	-	-
702086 Comp Time	7,757	-	-	-	-	-	-	-
702130 Shift Premium	45,131	-	-	-	-	-	-	-
702140 Other Miscellaneous Salaries	179,118	-	-	-	-	-	-	-
702190 Workers Compensation Pay	41,866	-	-	-	-	-	-	-
702200 Death Leave	5,889	-	-	-	-	-	-	-
702210 Holiday Leave	69,459	-	-	-	-	-	-	-
702300 Disaster Non-Prod Salaries	25,003	-	-	-	-	-	-	-
712020 Overtime	2,108,910	1,661,656	1,661,656	1,661,656	1,661,656	1,661,656	1,661,656	1,661,656
712040 Holiday Overtime	226,898	29,800	29,800	29,800	29,800	29,800	29,800	29,800
712090 On Call	6,000	1,400	1,400	1,400	1,400	1,400	1,400	1,400
	7,484,081	7,668,780	7,668,070	7,337,414	7,337,414	7,291,787	7,513,075	7,742,824
Fringe Benefits								
722750 Workers Compensation	108,123	73,936	73,936	73,936	73,936	83,732	87,097	90,621
722760 Group Life	11,864	11,228	11,228	11,228	11,228	12,845	13,334	13,927
722770 Retirement	2,181,056	1,389,140	1,389,140	1,389,140	1,389,140	2,169,300	2,225,376	2,314,558
722780 Hospitalization (Personnel)	757,034	880,079	880,079	880,079	880,079	973,143	1,108,410	1,232,552
722790 Social Security	560,215	395,949	395,949	395,949	395,949	557,715	574,644	592,220
722800 Dental	82,950	79,004	79,004	79,004	79,004	62,909	63,224	65,121
722810 Disability	81,787	81,653	81,653	81,653	81,653	90,379	93,952	97,661

Department:	Sheriff	OAKLAND COUNTY, MICHIGAN								
Division:	Emergency Communication Operations	FY2024 AND FY2025 AND FY2026 County Executive Recommended Budget								
Fund:	Budget - General Fund General Purpose									

Account Number/Description	FY 2022	FY 2023		FY 2024	FY 2025	FY 2024	FY 2025	FY 2026
	Actual	Adopted Budget	Amended Budget	Amended Plan	Amended Plan	County Exec. Recommended	County Exec. Recommended	County Exec. Recommended
722820 Unemployment Insurance (Personnel)	7,326	5,185	5,185	5,185	5,185	3,359	3,491	3,629
722850 Optical	7,311	7,388	7,388	7,388	7,388	1,877	2,017	2,118
722900 Fringe Benefit Adjustments	-	975,639	975,380	858,064	858,064	484	484	484
	3,797,666	3,899,201	3,898,942	3,781,626	3,781,626	3,955,743	4,172,029	4,412,891
Personnel	11,281,747	11,567,981	11,567,012	11,119,040	11,119,040	11,247,531	11,685,104	12,155,715

Operating Expenses

Contractual Services

730982 Interpreter Fees	7,755	4,000	10,000	10,000	10,000	10,000	10,000	10,000
731213 Membership Dues	776	400	1,000	1,000	1,000	1,000	1,000	1,000
731304 Officers Training	44,873	7,000	18,759	7,000	7,000	7,000	7,000	7,000
731388 Printing	200	-	400	400	400	400	400	400
731780 Software Support Maintenance	57,600	57,600	57,600	57,600	57,600	57,600	57,600	57,600
732018 Travel and Conference	5,158	-	9,000	9,000	9,000	9,000	9,000	9,000
732020 Travel Employee Taxable Meals	-	500	500	500	500	500	500	500
730324 Communications	907	2,000	2,000	2,000	2,000	2,000	2,000	2,000
730646 Equipment Maintenance	5,000	115,000	94,000	94,000	94,000	94,000	94,000	94,000
	122,268	186,500	193,259	181,500	181,500	181,500	181,500	181,500

Commodities

750581 Uniforms	2,160	4,000	4,000	4,000	4,000	4,000	4,000	4,000
750070 Deputy Supplies	505	3,300	3,300	3,300	3,300	3,300	3,300	3,300
750154 Expendable Equipment	3,596	-	-	-	-	-	-	-
750294 Material and Supplies	900	1,000	1,000	1,000	1,000	1,000	1,000	1,000
750399 Office Supplies	12,373	10,300	10,300	10,300	10,300	10,300	10,300	10,300
	19,534	18,600	18,600	18,600	18,600	18,600	18,600	18,600

Operating Expenses

	141,802	205,100	211,859	200,100	200,100	200,100	200,100	200,100
--	----------------	----------------	----------------	----------------	----------------	----------------	----------------	----------------

Internal Support

Internal Services

770000 Internal Support Expenditures	609	-	-	-	-	-	-	-
770631 Bldg Space Cost Allocation	87,703	88,543	88,543	99,310	100,268	97,931	107,143	109,522
774636 Info Tech Operations	129,267	98,448	98,448	98,448	98,448	98,448	98,448	98,448
774637 Info Tech Managed Print Svcs	-	-	-	-	-	14,888	14,888	14,888
774677 Insurance Fund	27,379	30,260	30,260	30,499	30,737	477,278	477,278	477,278
777560 Radio Communications	1,828	50,144	50,144	50,144	50,144	50,144	50,144	50,144
778675 Telephone Communications	29,144	29,397	29,397	29,397	29,397	32,184	32,184	32,184
	275,929	296,792	296,792	307,798	308,994	770,873	780,085	782,464

Internal Support

	275,929	296,792	296,792	307,798	308,994	770,873	780,085	782,464
--	----------------	----------------	----------------	----------------	----------------	----------------	----------------	----------------

Department:	Sheriff	OAKLAND COUNTY, MICHIGAN						
Division:	Emergency Communication Operations	FY2024 AND FY2025 AND FY2026 County Executive Recommended Budget						
Fund:	Budget - General Fund General Purpose							

Account Number/Description	FY 2022	FY 2023		FY 2024	FY 2025	FY 2024	FY 2025	FY 2026
	Actual	Adopted Budget	Amended Budget	Amended Plan	Amended Plan	County Exec. Recommended	County Exec. Recommended	County Exec. Recommended
Transfers/Other Sources (Uses)								
Tranfers Out								
788001 Transfers Out	12,433	-	-	-	-	-	-	-
	12,433	-	-	-	-	-	-	-
	12,433	-	-	-	-	-	-	-
Transfers/Other Sources (Uses)	12,433	-	-	-	-	-	-	-
Grand Total Expenditures	11,711,911	12,069,873	12,075,663	11,626,938	11,628,134	12,218,503	12,665,290	13,138,279

Department:	Sheriff	OAKLAND COUNTY, MICHIGAN						
Division:	Technology Information and Innovation Division							
Fund:	Budget - General Fund General Purpose							
		FY2024 AND FY2025 AND FY2026 County Executive Recommended Budget						

Account Number/Description	FY 2022	FY 2023		FY 2024	FY 2025	FY 2024	FY 2025	FY 2026
	Actual	Adopted Budget	Amended Budget	Amended Plan	Amended Plan	County Exec. Recommended	County Exec. Recommended	County Exec. Recommended

Expenditures

Personnel

Salaries Regular

702010	Salaries Regular	3,449	1,221,699	1,223,360	1,229,977	1,229,977	1,217,523	1,348,897	1,376,980
712020	Overtime	1,109	-	-	-	-	-	-	-
		4,558	1,221,699	1,223,360	1,229,977	1,229,977	1,217,523	1,348,897	1,376,980

Fringe Benefits

722750	Workers Compensation	20	-	-	-	-	2,616	2,781	2,835
722760	Group Life	8	-	-	-	-	2,677	2,980	3,038
722770	Retirement	1,138	-	-	-	-	310,354	346,076	358,432
722780	Hospitalization (Personnel)	740	-	-	-	-	241,993	295,291	323,248
722790	Social Security	339	-	-	-	-	89,803	99,748	101,789
722800	Dental	59	-	-	-	-	13,754	14,888	15,271
722810	Disability	59	-	-	-	-	18,821	20,914	21,340
722820	Unemployment Insurance (Personnel)	5	-	-	-	-	726	804	821
722850	Optical	5	-	-	-	-	449	523	545
722900	Fringe Benefit Adjustments	-	620,212	620,762	623,110	623,110	2,898	2,898	2,898
		2,373	620,212	620,762	623,110	623,110	684,091	786,902	830,217

Personnel

Operating Expenses

Contractual Services

731213	Membership Dues	-	-	1,000	1,000	1,000	1,000	1,000	1,000
731458	Professional Services	-	75,000	75,000	75,000	75,000	75,000	75,000	75,000
		-	75,000	76,000	76,000	76,000	76,000	76,000	76,000

Commodities

750581	Uniforms	-	-	1,000	1,000	1,000	1,000	1,000	1,000
750170	Other Expendable Equipment	-	-	80,000	-	-	-	-	-
750294	Material and Supplies	-	-	1,000	1,000	1,000	1,000	1,000	1,000
750399	Office Supplies	-	2,000	4,000	4,000	4,000	4,000	4,000	4,000
		-	2,000	86,000	6,000	6,000	6,000	6,000	6,000

Operating Expenses

Internal Support

Internal Services

770631	Bldg Space Cost Allocation	-	-	-	-	-	136,309	149,132	152,443
772618	Equipment Rental	-	-	-	-	-	10,609	10,609	10,609
773535	Info Tech CLEMIS	-	-	-	-	-	15,289	15,289	15,289
773630	Info Tech Development	-	-	62	-	-	-	-	-
774636	Info Tech Operations	-	-	-	-	-	72,163	72,163	72,163
776659	Motor Pool Fuel Charges	-	-	-	-	-	3,480	3,480	3,480
776661	Motor Pool	-	-	-	-	-	10,380	10,380	10,380
778675	Telephone Communications	-	-	-	-	-	12,765	12,765	12,765
		-	-	62	-	-	260,995	273,818	277,129

Internal Support

Grand Total Expenditures

		6,931	1,918,911	2,006,184	1,935,087	1,935,087	2,244,609	2,491,618	2,566,325
--	--	--------------	------------------	------------------	------------------	------------------	------------------	------------------	------------------

Department:	Sheriff	OAKLAND COUNTY, MICHIGAN							
Division:	Investigative / Forensic Service	FY2024 AND FY2025 AND FY2026 County Executive Recommended Budget							
Fund:	Budget - General Fund General Purpose								

Account Number/Description	FY 2022	FY 2023		FY 2024	FY 2025	FY 2024	FY 2025	FY 2026
	Actual	Adopted Budget	Amended Budget	Amended Plan	Amended Plan	County Exec. Recommended	County Exec. Recommended	County Exec. Recommended

Revenues

Revenue									
Federal Grants									
610313	Federal Operating Grants	107,828	-	59,054	-	-	-	-	-
		107,828	-	59,054	-	-	-	-	-
Charges for Services									
630350	Confiscated Property	14,798	10,000	10,000	10,000	10,000	10,000	10,000	10,000
630563	Drug Testing Revenue	440,758	1,200,000	1,200,000	1,200,000	1,200,000	1,000,000	1,000,000	1,000,000
630728	Fingerprints	649	-	-	-	-	-	-	-
631750	Refunds NET	-	5,000	5,000	5,000	5,000	5,000	5,000	5,000
631869	Reimb Salaries	55,884	-	-	-	-	-	-	-
		512,090	1,215,000	1,215,000	1,215,000	1,215,000	1,015,000	1,015,000	1,015,000
Other Revenues									
670228	County Auction	-	3,000	3,000	3,000	3,000	3,000	3,000	3,000
670570	Refund Prior Years Expenditure	15,980	-	-	-	-	-	-	-
		15,980	3,000	3,000	3,000	3,000	3,000	3,000	3,000
Revenue		635,897	1,218,000	1,277,054	1,218,000	1,218,000	1,018,000	1,018,000	1,018,000

Other Financing Sources

Transfers In									
695500	Transfers In	360,440	-	6,821	-	-	-	-	-
		360,440	-	6,821	-	-	-	-	-
Other Financing Sources		360,440	-	6,821	-	-	-	-	-
Grand Total Revenues		996,337	1,218,000	1,283,875	1,218,000	1,218,000	1,018,000	1,018,000	1,018,000

Expenditures

Personnel									
Salaries Regular									
702010	Salaries Regular	4,829,888	6,382,640	6,349,920	6,212,850	6,212,850	6,189,933	6,327,985	6,463,953
702030	Holiday	226,681	-	-	-	-	-	-	-
702050	Annual Leave	386,454	-	-	-	-	-	-	-
702073	Parental Leave	8,104	-	-	-	-	-	-	-
702080	Sick Leave	115,704	-	-	-	-	-	-	-
702085	Fitness Leave	12,381	19,278	19,278	19,278	19,278	19,278	19,278	19,278
702086	Comp Time	15,374	-	-	-	-	-	-	-
702120	Jury Duty	102	-	-	-	-	-	-	-
702140	Other Miscellaneous Salaries	101,138	-	-	-	-	-	-	-
702190	Workers Compensation Pay	50,461	-	-	-	-	-	-	-
702200	Death Leave	5,791	-	-	-	-	-	-	-
702210	Holiday Leave	21,915	-	-	-	-	-	-	-
702300	Disaster Non-Prod Salaries	19,511	-	-	-	-	-	-	-
712020	Overtime	575,207	413,600	472,654	413,600	413,600	413,600	413,600	413,600
712040	Holiday Overtime	7,951	42,500	42,500	42,500	42,500	42,500	42,500	42,500
712090	On Call	41,490	11,200	11,200	11,200	11,200	11,200	11,200	11,200
		6,418,149	6,869,218	6,895,552	6,699,428	6,699,428	6,676,511	6,814,563	6,950,531

Department:	Sheriff	OAKLAND COUNTY, MICHIGAN						
Division:	Investigative / Forensic Service							
Fund:	Budget - General Fund General Purpose	FY2024 AND FY2025 AND FY2026 County Executive Recommended Budget						

Account Number/Description	FY 2022	FY 2023		FY 2024	FY 2025	FY 2024	FY 2025	FY 2026
	Actual	Adopted Budget	Amended Budget	Amended Plan	Amended Plan	County Exec. Recommended	County Exec. Recommended	County Exec. Recommended
Fringe Benefits								
722740 Fringe Benefits Expense	-	1,451	(319)	1,451	1,451	-	-	-
722750 Workers Compensation	71,187	65,612	65,612	65,612	65,612	65,534	66,906	68,274
722760 Group Life	11,396	12,710	12,710	12,710	12,710	13,742	14,043	14,342
722770 Retirement	1,676,733	1,586,134	1,586,134	1,586,134	1,586,134	1,808,165	1,842,011	1,908,096
722780 Hospitalization (Personnel)	720,642	901,225	901,225	901,225	901,225	1,058,842	1,208,137	1,345,153
722790 Social Security	478,808	450,528	450,528	450,528	450,528	516,089	526,305	536,419
722800 Dental	79,826	87,190	87,190	87,190	87,190	69,535	69,887	72,006
722810 Disability	84,112	92,403	92,403	92,403	92,403	96,646	98,785	100,905
722820 Unemployment Insurance (Personnel)	6,336	6,024	6,024	6,024	6,024	3,693	3,776	3,858
722850 Optical	6,868	7,469	7,469	7,469	7,469	1,982	2,132	2,240
722900 Fringe Benefit Adjustments	-	321,804	323,323	261,539	261,539	1,870	1,870	1,870
	3,135,908	3,532,550	3,532,299	3,472,285	3,472,285	3,636,098	3,833,852	4,053,163
Personnel	9,554,058	10,401,768	10,427,851	10,171,713	10,171,713	10,312,609	10,648,415	11,003,694

Operating Expenses

Contractual Services								
730982 Interpreter Fees	1,436	3,000	3,000	3,000	3,000	3,000	3,000	3,000
731122 Liquor and Gambling Evidence	2,936	10,000	10,000	10,000	10,000	10,000	10,000	10,000
731213 Membership Dues	5,996	5,900	5,900	5,900	5,900	5,900	5,900	5,900
731241 Miscellaneous	34	-	-	-	-	-	-	-
731304 Officers Training	11,608	616	616	616	616	616	616	616
731339 Periodicals Books Publ Sub	727	1,500	1,500	1,500	1,500	1,500	1,500	1,500
731346 Personal Mileage	44	-	-	-	-	-	-	-
731388 Printing	1,099	4,100	4,100	4,100	4,100	4,100	4,100	4,100
731458 Professional Services	17,848	20,000	20,000	20,000	20,000	20,000	20,000	20,000
731465 Program	69,698	-	-	-	-	-	-	-
731780 Software Support Maintenance	1,960	30,000	30,000	30,000	30,000	30,000	30,000	30,000
731934 Towing and Storage Fees	3,540	-	-	-	-	-	-	-
732018 Travel and Conference	11,135	10,000	10,000	10,000	10,000	10,000	10,000	10,000
732020 Travel Employee Taxable Meals	746	1,500	1,500	1,500	1,500	1,500	1,500	1,500
732165 Workshops and Meeting	25	-	-	-	-	-	-	-
730037 Adj Prior Years Exp	7,763	-	-	-	-	-	-	-
730114 Auction Expense	316	500	500	500	500	500	500	500
730121 Bank Charges	1,066	750	750	750	750	750	750	750
730303 Clothing Allowance	15,445	18,000	18,000	18,000	18,000	18,000	18,000	18,000
730324 Communications	39,943	50,000	50,000	50,000	50,000	50,000	50,000	50,000
730373 Contracted Services	65,000	70,000	70,000	70,000	70,000	70,000	70,000	70,000
730548 Drug Testing Expense	18,546	13,000	13,000	13,000	13,000	13,000	13,000	13,000
730646 Equipment Maintenance	17,322	35,733	110,015	35,733	35,733	35,733	35,733	35,733
730674 Evidence Fund NET	106,316	150,000	150,000	150,000	150,000	150,000	150,000	150,000
730695 Extradition Expense	-	7,000	7,000	7,000	7,000	7,000	7,000	7,000
730772 Freight and Express	620	-	-	-	-	-	-	-
	401,167	431,599	505,881	431,599	431,599	431,599	431,599	431,599

Commodities								
750427 Photographic Supplies	-	1,000	1,000	1,000	1,000	1,000	1,000	1,000
750567 Training-Educational Supplies	-	200	200	200	200	200	200	200
750581 Uniforms	7,311	5,691	5,691	5,691	5,691	5,691	5,691	5,691

Department:	Sheriff	OAKLAND COUNTY, MICHIGAN							
Division:	Investigative / Forensic Service	FY2024 AND FY2025 AND FY2026 County Executive Recommended Budget							
Fund:	Budget - General Fund General Purpose								

Account Number/Description		FY 2022	FY 2023		FY 2024	FY 2025	FY 2024	FY 2025	FY 2026
		Actual	Adopted Budget	Amended Budget	Amended Plan	Amended Plan	County Exec. Recommended	County Exec. Recommended	County Exec. Recommended
750063	Custodial Supplies	1,430	2,000	2,000	2,000	2,000	2,000	2,000	2,000
750070	Deputy Supplies	13,732	10,934	28,884	10,934	10,934	10,934	10,934	10,934
750154	Expendable Equipment	31	12,000	12,000	12,000	12,000	12,000	12,000	12,000
750170	Other Expendable Equipment	-	5,880	21,669	5,880	5,880	5,880	5,880	5,880
750203	Forensic Lab Enhancement	292,851	45,000	46,192	45,000	45,000	45,000	45,000	45,000
750280	Laboratory Supplies	325,801	401,792	405,409	401,792	401,792	401,792	401,792	401,792
750294	Material and Supplies	13,979	15,056	15,056	15,056	15,056	15,056	15,056	15,056
750399	Office Supplies	19,846	30,099	30,099	30,099	30,099	30,099	30,099	30,099
		674,982	529,652	568,200	529,652	529,652	529,652	529,652	529,652
Capital Outlay									
760126	Capital Outlay Miscellaneous	-	-	216,634	-	-	-	-	-
760157	Equipment	11,225	-	74,961	-	-	-	-	-
		11,225	-	291,595	-	-	-	-	-
Operating Expenses		1,087,374	961,251	1,365,676	961,251	961,251	961,251	961,251	961,251
Internal Support									
Internal Services									
770000	Internal Support Expenditures	3,093	-	-	-	-	-	-	-
770631	Bldg Space Cost Allocation	918,322	926,163	926,163	1,038,785	1,048,807	1,063,482	1,163,528	1,189,358
772618	Equipment Rental	21,691	22,373	22,373	22,373	22,373	22,373	22,373	22,373
773535	Info Tech CLEMIS	44,949	45,178	45,178	45,178	45,178	45,178	45,178	45,178
773630	Info Tech Development	-	-	134	-	-	-	-	-
774636	Info Tech Operations	670,446	598,964	598,964	598,964	598,964	598,964	598,964	598,964
774637	Info Tech Managed Print Svcs	20,314	28,067	28,067	28,067	28,067	28,067	28,067	28,067
774677	Insurance Fund	236,102	632,056	632,056	639,491	651,927	801,371	816,371	821,371
776659	Motor Pool Fuel Charges	224,711	192,874	192,874	192,874	192,874	220,908	220,908	220,908
776661	Motor Pool	665,449	803,036	803,036	803,036	803,036	710,384	710,384	710,384
777560	Radio Communications	4,362	14,304	14,304	14,304	14,304	14,304	14,304	14,304
778675	Telephone Communications	217,204	202,052	202,052	202,052	202,052	216,376	216,378	216,380
		3,026,644	3,465,067	3,465,201	3,585,124	3,607,582	3,721,407	3,836,455	3,867,287
Internal Support		3,026,644	3,465,067	3,465,201	3,585,124	3,607,582	3,721,407	3,836,455	3,867,287
Transfers/Other Sources (Uses)									
Tranfers Out									
788001	Transfers Out	828,403	643,148	1,626,423	643,148	643,148	983,275	983,275	983,275
		828,403	643,148	1,626,423	643,148	643,148	983,275	983,275	983,275
Transfers/Other Sources (Uses)		828,403	643,148	1,626,423	643,148	643,148	983,275	983,275	983,275
Grand Total Expenditures		14,496,479	15,471,234	16,885,151	15,361,236	15,383,694	15,978,542	16,429,396	16,815,507

Department:	County Clerk / Register of Deeds	OAKLAND COUNTY, MICHIGAN						
Fund:	Budget - General Fund General Purpose	FY2024 AND FY2025 AND FY2026 County Executive Recommended Budget						

Account Number/Description	FY 2022	FY 2023		FY 2024	FY 2025	FY 2024	FY 2025	FY 2026
	Actual	Adopted Budget	Amended Budget	Amended Plan	Amended Plan	County Exec. Recommended	County Exec. Recommended	County Exec. Recommended

Revenues

Revenue								
State Grants								
615463	Grant Fees and Collections	-	-	40,000	-	-	-	-
		-	-	40,000	-	-	-	-

Charges for Services

630021	Admission to the Bar	4,775	3,600	3,600	3,600	3,600	3,600	3,600	3,600
630091	Appeals Appellate Court	6,875	6,000	6,000	6,000	6,000	6,000	6,000	6,000
630119	Assumed Names	28,080	35,000	35,000	35,000	35,000	25,000	25,000	25,000
630147	Board of Canvasser Service Fee	5,237	4,200	4,200	4,200	4,200	4,200	4,200	4,200
630161	Bond Fees	49,574	35,000	35,000	35,000	35,000	50,000	50,000	50,000
630210	Certified Copies	1,085,964	950,000	950,000	950,000	950,000	860,000	860,000	860,000
630217	Chattel Mortgages	28,923	20,000	20,000	20,000	20,000	20,000	20,000	20,000
630231	Civil Action Entry Fees	322,276	350,000	350,000	350,000	350,000	315,000	315,000	315,000
630287	Co partnership New	770	1,000	1,000	1,000	1,000	1,000	1,000	1,000
630364	Construction Lien	700	1,000	1,000	1,000	1,000	1,000	1,000	1,000
630385	Costs	13,100	5,000	5,000	5,000	5,000	5,000	5,000	5,000
630441	CVR County Portion	33,041	30,000	30,000	30,000	30,000	30,000	30,000	30,000
630476	Deeds	1,141,870	900,000	900,000	900,000	900,000	900,000	900,000	900,000
630609	Election Filing Fees Late	11,970	30,000	30,000	30,000	30,000	30,000	30,000	30,000
630616	Election Recount Forfeitures	450	200	200	200	200	200	200	200
630637	Enhanced Access Fees	404,076	425,000	425,000	425,000	425,000	250,000	250,000	250,000
630798	Forfeiture of Bonds	66,404	20,000	20,000	20,000	20,000	20,000	20,000	20,000
630812	Forfeiture of Surety Bonds	45,250	3,000	3,000	3,000	3,000	3,000	3,000	3,000
630826	Garnishment Fees	39,825	50,000	50,000	50,000	50,000	40,000	40,000	40,000
631015	Jury Fees	222,590	200,000	200,000	200,000	200,000	200,000	200,000	200,000
631043	Land Transfer Tax	15,154,829	10,050,000	10,050,000	10,050,000	10,050,000	10,050,000	10,050,000	10,050,000
631064	Late Penalty	29,822	-	-	-	-	-	-	-
631155	Marriage Licenses	38,790	35,000	35,000	35,000	35,000	35,000	35,000	35,000
631162	Marriage Waivers	12,155	7,500	7,500	7,500	7,500	7,500	7,500	7,500
631232	Metered Postage Revenue	60,896	100,000	100,000	100,000	100,000	70,000	70,000	70,000
631253	Miscellaneous Revenue	14,670	6,500	6,500	6,500	6,500	10,500	10,500	10,500
631274	Mortgages	1,165,617	1,200,000	1,200,000	1,200,000	1,200,000	700,000	700,000	700,000
631281	Motion Fees	216,350	190,000	190,000	190,000	190,000	230,000	230,000	230,000
631295	Nominating Filing Forfeit	25,225	11,700	11,700	11,700	11,700	11,700	11,700	11,700
631323	Notary Commission	26,669	20,000	20,000	20,000	20,000	20,000	20,000	20,000
631470	Passport Fees	6,650	53,000	53,000	53,000	53,000	53,000	53,000	53,000
631477	Paternity Judgement Fee	612	1,000	1,000	1,000	1,000	1,000	1,000	1,000
631519	Photographs	1,230	7,500	7,500	7,500	7,500	7,500	7,500	7,500
631526	Photostats	498,448	365,000	365,000	365,000	365,000	265,000	265,000	265,000
631652	Qualified Voter File Fees	293	300	300	300	300	300	300	300
631708	Recording Fees Revenue	2,357,778	2,800,000	2,800,000	2,800,000	2,800,000	1,500,000	1,500,000	1,500,000
631827	Reimb General	186,476	82,000	82,000	82,000	82,000	82,000	82,000	82,000
631904	Remonumentation Fee	12,379	11,000	11,000	11,000	11,000	11,000	11,000	11,000
632345	Tract Index	269,250	24,000	24,000	24,000	24,000	100,000	100,000	100,000
632429	Voter Registration Application	4,355	10,000	10,000	10,000	10,000	10,000	10,000	10,000
		23,594,245	18,043,500	18,043,500	18,043,500	18,043,500	15,928,500	15,928,500	15,928,500

Department:	County Clerk / Register of Deeds	OAKLAND COUNTY, MICHIGAN						
Fund:	Budget - General Fund General Purpose	FY2024 AND FY2025 AND FY2026 County Executive Recommended Budget						

Account Number/Description	FY 2022	FY 2023		FY 2024	FY 2025	FY 2024	FY 2025	FY 2026
	Actual	Adopted Budget	Amended Budget	Amended Plan	Amended Plan	County Exec. Recommended	County Exec. Recommended	County Exec. Recommended
ISF External Revenue								
635276 FOIA Fee	395	-	-	-	-	-	-	-
	395	-	-	-	-	-	-	-
Investment Income								
655539 Interest Court Cases	1,261	-	-	-	-	-	-	-
655770 Interest on Investments	-	2,500	2,500	2,500	2,500	2,500	2,500	2,500
	1,261	2,500	2,500	2,500	2,500	2,500	2,500	2,500
Other Revenues								
670114 Cash Overages	232	-	-	-	-	-	-	-
670627 Sale of Equipment (Trade In)	718	-	-	-	-	-	-	-
	950	-	-	-	-	-	-	-
Revenue	23,596,851	18,046,000	18,086,000	18,046,000	18,046,000	15,931,000	15,931,000	15,931,000
Grand Total Revenues	23,596,851	18,046,000	18,086,000	18,046,000	18,046,000	15,931,000	15,931,000	15,931,000

Expenditures

Personnel								
Salaries Regular								
702010 Salaries Regular	3,687,699	5,209,371	5,209,371	5,209,371	5,209,371	5,363,075	5,573,808	5,772,528
702030 Holiday	205,383	-	-	-	-	-	-	-
702050 Annual Leave	297,669	-	-	-	-	-	-	-
702073 Parental Leave	12,825	-	-	-	-	-	-	-
702080 Sick Leave	92,138	-	-	-	-	-	-	-
702110 Per Diem Expense	15,500	27,443	27,443	27,443	27,443	27,443	27,443	27,443
702120 Jury Duty	101	-	-	-	-	-	-	-
702190 Workers Compensation Pay	1,017	-	-	-	-	-	-	-
702200 Death Leave	4,320	-	-	-	-	-	-	-
702300 Disaster Non-Prod Salaries	14,013	-	-	-	-	-	-	-
712020 Overtime	68,467	41,500	41,500	41,500	41,500	41,500	41,500	41,500
	4,399,133	5,278,314	5,278,314	5,278,314	5,278,314	5,432,018	5,642,751	5,841,471
Fringe Benefits								
722750 Workers Compensation	6,850	9,498	9,498	9,498	9,498	6,833	7,104	7,366
722760 Group Life	9,258	10,971	10,971	10,971	10,971	11,933	12,407	12,819
722770 Retirement	1,123,468	1,322,788	1,322,788	1,322,788	1,322,788	1,408,165	1,455,300	1,528,379
722780 Hospitalization (Personnel)	674,812	910,164	910,164	910,164	910,164	1,158,164	1,319,148	1,466,893
722790 Social Security	327,829	385,852	385,852	385,852	385,852	412,576	428,677	443,445
722800 Dental	70,357	77,247	77,247	77,247	77,247	68,435	68,777	70,840
722810 Disability	61,257	76,912	76,912	76,912	76,912	83,790	87,026	90,063
722820 Unemployment Insurance (Personnel)	4,238	5,040	5,040	5,040	5,040	3,218	3,344	3,464
722850 Optical	6,609	7,728	7,728	7,728	7,728	2,243	2,411	2,532
722900 Fringe Benefit Adjustments	-	13,488	13,488	13,488	13,488	-	-	-
	2,284,676	2,819,688	2,819,688	2,819,688	2,819,688	3,155,357	3,384,195	3,625,802
Personnel	6,683,809	8,098,002	8,098,002	8,098,002	8,098,002	8,587,375	9,026,946	9,467,273

Department:	County Clerk / Register of Deeds	OAKLAND COUNTY, MICHIGAN						
Fund:	Budget - General Fund General Purpose	FY2024 AND FY2025 AND FY2026 County Executive Recommended Budget						

Account Number/Description	FY 2022	FY 2023		FY 2024	FY 2025	FY 2024	FY 2025	FY 2026
	Actual	Adopted Budget	Amended Budget	Amended Plan	Amended Plan	County Exec. Recommended	County Exec. Recommended	County Exec. Recommended
Operating Expenses								
Contractual Services								
731101	Library Continuations	-	550	550	550	550	550	550
731150	Maintenance Contract	2,846	69,000	69,000	69,000	69,000	69,000	69,000
731213	Membership Dues	2,665	3,795	3,795	3,795	3,795	3,795	3,795
731241	Miscellaneous	525	1,000	1,000	1,000	1,000	1,000	1,000
731339	Periodicals Books Publ Sub	1	-	-	-	-	-	-
731346	Personal Mileage	2,410	4,214	4,214	4,214	4,214	4,214	4,214
731388	Printing	13,925	37,102	37,102	37,102	37,102	37,102	37,102
731395	Printing County Directory	11,443	11,800	11,800	11,800	11,800	11,800	11,800
731458	Professional Services	99,045	147,939	147,939	147,939	147,939	147,939	147,939
731626	Rent	6,328	-	-	-	-	-	-
731773	Software Rental Lease Purchase	264	-	-	-	-	-	-
732018	Travel and Conference	11,104	16,650	21,725	16,650	16,650	16,650	16,650
732165	Workshops and Meeting	10,433	2,500	2,500	2,500	2,500	2,500	2,500
730114	Auction Expense	14	-	-	-	-	-	-
730240	Cash Shortage	10	-	-	-	-	-	-
730247	Charge Card Fee	21,063	39,300	39,300	39,300	39,300	39,300	39,300
730373	Contracted Services	1,588	-	35,100	-	-	-	-
730422	Court Transcripts	50,541	84,000	84,000	84,000	84,000	84,000	84,000
730585	Employee License-Certification	20	-	-	-	-	-	-
730646	Equipment Maintenance	1,235	8,500	8,500	8,500	8,500	8,500	8,500
730709	Fees - Per Diems	63,575	5,000	5,000	5,000	5,000	5,000	5,000
730772	Freight and Express	-	200	200	200	200	200	200
		299,035	431,550	471,725	431,550	431,550	431,550	431,550
Commodities								
750126	Election Supplies	441,830	596,805	623,042	821,805	596,805	821,805	821,805
750154	Expendable Equipment	19,322	13,000	13,000	13,000	13,000	13,000	13,000
750170	Other Expendable Equipment	6,511	-	-	-	-	-	-
750294	Material and Supplies	2,326	80,000	84,900	80,000	80,000	80,000	80,000
750392	Metered Postage Expense	129,534	154,387	154,387	154,387	154,387	154,387	154,387
750399	Office Supplies	27,479	56,670	56,670	56,670	56,670	56,670	56,670
		627,002	900,862	931,999	1,125,862	900,862	1,125,862	1,125,862
Operating Expenses		926,037	1,332,412	1,403,724	1,557,412	1,332,412	1,557,412	1,557,412

Internal Support								
Internal Services								
770631	Bldg Space Cost Allocation	783,523	766,236	766,236	859,960	868,298	821,734	899,036
772618	Equipment Rental	15,722	14,634	14,634	14,634	14,634	14,634	14,634
773630	Info Tech Development	481,763	-	185,803	-	-	-	-
774636	Info Tech Operations	520,964	436,082	436,082	436,082	436,082	436,247	436,247
774637	Info Tech Managed Print Svcs	15,421	14,401	14,401	14,401	14,401	14,401	14,401
774677	Insurance Fund	26,405	19,900	19,900	20,056	20,214	40,619	40,619

Department:		County Clerk / Register of Deeds		OAKLAND COUNTY, MICHIGAN					
Fund:		Budget - General Fund General Purpose		FY2024 AND FY2025 AND FY2026 County Executive Recommended Budget					
Account Number/Description		FY 2022	FY 2023		FY 2024	FY 2025	FY 2024	FY 2025	FY 2026
		Actual	Adopted Budget	Amended Budget	Amended Plan	Amended Plan	County Exec. Recommended	County Exec. Recommended	County Exec. Recommended
775754	Maintenance Department Charges	26,585	-	10,818	-	-	-	-	-
776661	Motor Pool	676	380	380	380	380	1,215	1,215	1,215
778675	Telephone Communications	71,777	84,956	84,956	84,956	84,956	88,185	88,185	88,185
		1,942,835	1,336,589	1,533,210	1,430,469	1,438,965	1,417,035	1,494,337	1,514,296
Internal Support		1,942,835	1,336,589	1,533,210	1,430,469	1,438,965	1,417,035	1,494,337	1,514,296
Grand Total Expenditures		9,552,682	10,767,003	11,034,936	11,085,883	10,869,379	11,561,822	11,853,695	12,538,981

Department:	County Clerk / Register of Deeds	OAKLAND COUNTY, MICHIGAN						
Division:	Clerk Register of Deeds Administration							
Fund:	Budget - General Fund General Purpose	FY2024 AND FY2025 AND FY2026 County Executive Recommended Budget						

Account Number/Description	FY 2022	FY 2023		FY 2024	FY 2025	FY 2024	FY 2025	FY 2026
	Actual	Adopted Budget	Amended Budget	Amended Plan	Amended Plan	County Exec. Recommended	County Exec. Recommended	County Exec. Recommended
Revenues								
Revenue								
ISF External Revenue								
635276 FOIA Fee	395	-	-	-	-	-	-	-
	395	-	-	-	-	-	-	-
Revenue	395	-	-	-	-	-	-	-
Grand Total Revenues	395	-	-	-	-	-	-	-

Expenditures								
Personnel								
Salaries Regular								
702010 Salaries Regular	385,126	513,096	513,096	513,096	513,096	530,928	547,912	565,262
702030 Holiday	11,905	-	-	-	-	-	-	-
702050 Annual Leave	15,745	-	-	-	-	-	-	-
702073 Parental Leave	8,061	-	-	-	-	-	-	-
702080 Sick Leave	4,108	-	-	-	-	-	-	-
702300 Disaster Non-Prod Salaries	1,344	-	-	-	-	-	-	-
	426,288	513,096	513,096	513,096	513,096	530,928	547,912	565,262
Fringe Benefits								
722750 Workers Compensation	384	565	565	565	565	425	438	452
722760 Group Life	937	998	998	998	998	1,093	1,125	1,155
722770 Retirement	106,156	121,942	121,942	121,942	121,942	118,581	121,903	127,904
722780 Hospitalization (Personnel)	23,778	27,961	27,961	27,961	27,961	33,805	38,504	42,816
722790 Social Security	31,588	33,779	33,779	33,779	33,779	36,107	37,819	39,157
722800 Dental	4,466	4,473	4,473	4,473	4,473	3,726	3,744	3,857
722810 Disability	4,370	4,656	4,656	4,656	4,656	7,697	7,917	8,141
722820 Unemployment Insurance (Personnel)	271	347	347	347	347	319	329	339
722850 Optical	449	449	449	449	449	82	88	93
	172,398	195,170	195,170	195,170	195,170	201,834	211,867	223,914
Personnel	598,686	708,266	708,266	708,266	708,266	732,762	759,779	789,176

Operating Expenses								
Contractual Services								
731213 Membership Dues	1,470	2,200	2,200	2,200	2,200	2,200	2,200	2,200
731339 Periodicals Books Publ Sub	1	-	-	-	-	-	-	-
731346 Personal Mileage	286	832	832	832	832	832	832	832
731388 Printing	407	4,068	4,068	4,068	4,068	4,068	4,068	4,068
731395 Printing County Directory	11,443	11,800	11,800	11,800	11,800	11,800	11,800	11,800
732018 Travel and Conference	5,273	6,000	6,700	6,000	6,000	6,000	6,000	6,000
732165 Workshops and Meeting	70	1,500	1,500	1,500	1,500	1,500	1,500	1,500
730772 Freight and Express	-	200	200	200	200	200	200	200
	18,951	26,600	27,300	26,600	26,600	26,600	26,600	26,600

Department:	County Clerk / Register of Deeds	OAKLAND COUNTY, MICHIGAN						
Division:	Clerk Register of Deeds Administration	FY2024 AND FY2025 AND FY2026 County Executive Recommended Budget						
Fund:	Budget - General Fund General Purpose							

Account Number/Description	FY 2022	FY 2023		FY 2024	FY 2025	FY 2024	FY 2025	FY 2026
	Actual	Adopted Budget	Amended Budget	Amended Plan	Amended Plan	County Exec. Recommended	County Exec. Recommended	County Exec. Recommended
Commodities								
750154 Expendable Equipment	-	1,000	1,000	1,000	1,000	1,000	1,000	1,000
750399 Office Supplies	523	1,500	1,500	1,500	1,500	1,500	1,500	1,500
	523	2,500	2,500	2,500	2,500	2,500	2,500	2,500
Operating Expenses	19,474	29,100	29,800	29,100	29,100	29,100	29,100	29,100
Internal Support								
Internal Services								
770631 Bldg Space Cost Allocation	31,536	30,771	30,771	34,513	34,846	32,738	35,818	36,613
774636 Info Tech Operations	34,467	26,733	26,733	26,733	26,733	26,898	26,898	26,898
774637 Info Tech Managed Print Svcs	676	517	517	517	517	517	517	517
774677 Insurance Fund	11,825	2,010	2,010	2,026	2,042	1,408	1,408	1,408
775754 Maintenance Department Charges	175	-	170	-	-	-	-	-
776661 Motor Pool	392	380	380	380	380	526	526	526
778675 Telephone Communications	3,029	20,236	20,236	20,236	20,236	21,005	21,005	21,005
	82,101	80,647	80,817	84,405	84,754	83,092	86,172	86,967
Internal Support	82,101	80,647	80,817	84,405	84,754	83,092	86,172	86,967
Grand Total Expenditures	700,261	818,013	818,883	821,771	822,120	844,954	875,051	905,243

Department:	County Clerk / Register of Deeds	OAKLAND COUNTY, MICHIGAN						
Division:	County Clerk							
Fund:	Budget - General Fund General Purpose	FY2024 AND FY2025 AND FY2026 County Executive Recommended Budget						

Account Number/Description	FY 2022	FY 2023		FY 2024	FY 2025	FY 2024	FY 2025	FY 2026
	Actual	Adopted Budget	Amended Budget	Amended Plan	Amended Plan	County Exec. Recommended	County Exec. Recommended	County Exec. Recommended

Revenues

Revenue

State Grants								
615463	Grant Fees and Collections	-	-	40,000	-	-	-	-
		-	-	40,000	-	-	-	-

Charges for Services

630021	Admission to the Bar	4,775	3,600	3,600	3,600	3,600	3,600	3,600	3,600
630091	Appeals Appellate Court	6,875	6,000	6,000	6,000	6,000	6,000	6,000	6,000
630119	Assumed Names	28,080	35,000	35,000	35,000	35,000	25,000	25,000	25,000
630161	Bond Fees	49,574	35,000	35,000	35,000	35,000	50,000	50,000	50,000
630210	Certified Copies	1,085,964	950,000	950,000	950,000	950,000	860,000	860,000	860,000
630231	Civil Action Entry Fees	322,276	350,000	350,000	350,000	350,000	315,000	315,000	315,000
630287	Co partnership New	770	1,000	1,000	1,000	1,000	1,000	1,000	1,000
630364	Construction Lien	700	1,000	1,000	1,000	1,000	1,000	1,000	1,000
630385	Costs	13,100	5,000	5,000	5,000	5,000	5,000	5,000	5,000
630441	CVR County Portion	33,041	30,000	30,000	30,000	30,000	30,000	30,000	30,000
630798	Forfeiture of Bonds	66,404	20,000	20,000	20,000	20,000	20,000	20,000	20,000
630812	Forfeiture of Surety Bonds	45,250	3,000	3,000	3,000	3,000	3,000	3,000	3,000
630826	Garnishment Fees	39,825	50,000	50,000	50,000	50,000	40,000	40,000	40,000
631015	Jury Fees	222,590	200,000	200,000	200,000	200,000	200,000	200,000	200,000
631155	Marriage Licenses	38,790	35,000	35,000	35,000	35,000	35,000	35,000	35,000
631162	Marriage Waivers	12,155	7,500	7,500	7,500	7,500	7,500	7,500	7,500
631232	Metered Postage Revenue	60,896	100,000	100,000	100,000	100,000	70,000	70,000	70,000
631253	Miscellaneous Revenue	13,145	6,000	6,000	6,000	6,000	10,000	10,000	10,000
631281	Motion Fees	216,350	190,000	190,000	190,000	190,000	230,000	230,000	230,000
631323	Notary Commission	26,669	20,000	20,000	20,000	20,000	20,000	20,000	20,000
631477	Paternity Judgement Fee	612	1,000	1,000	1,000	1,000	1,000	1,000	1,000
631526	Photostats	477,790	350,000	350,000	350,000	350,000	250,000	250,000	250,000
		2,765,631	2,399,100	2,399,100	2,399,100	2,399,100	2,183,100	2,183,100	2,183,100

Investment Income

655539	Interest Court Cases	1,261	-	-	-	-	-	-	-
655770	Interest on Investments	-	2,500	2,500	2,500	2,500	2,500	2,500	2,500
		1,261	2,500	2,500	2,500	2,500	2,500	2,500	2,500

Other Revenues

670114	Cash Overages	60	-	-	-	-	-	-	-
		60	-	-	-	-	-	-	-

Revenue		2,766,952	2,401,600	2,441,600	2,401,600	2,401,600	2,185,600	2,185,600	2,185,600
Grand Total Revenues		2,766,952	2,401,600	2,441,600	2,401,600	2,401,600	2,185,600	2,185,600	2,185,600

Expenditures

Personnel

Salaries Regular

702010	Salaries Regular	1,692,450	2,467,626	2,467,626	2,467,626	2,467,626	2,515,645	2,618,485	2,717,249
--------	------------------	-----------	-----------	-----------	-----------	-----------	-----------	-----------	-----------

Department:	County Clerk / Register of Deeds	OAKLAND COUNTY, MICHIGAN						
Division:	County Clerk	FY2024 AND FY2025 AND FY2026 County Executive Recommended Budget						
Fund:	Budget - General Fund General Purpose							

Account Number/Description	FY 2022	FY 2023		FY 2024	FY 2025	FY 2024	FY 2025	FY 2026
	Actual	Adopted Budget	Amended Budget	Amended Plan	Amended Plan	County Exec. Recommended	County Exec. Recommended	County Exec. Recommended
702030 Holiday	100,137	-	-	-	-	-	-	-
702050 Annual Leave	149,572	-	-	-	-	-	-	-
702073 Parental Leave	4,764	-	-	-	-	-	-	-
702080 Sick Leave	44,811	-	-	-	-	-	-	-
702120 Jury Duty	101	-	-	-	-	-	-	-
702190 Workers Compensation Pay	1,017	-	-	-	-	-	-	-
702200 Death Leave	1,985	-	-	-	-	-	-	-
702300 Disaster Non-Prod Salaries	7,418	-	-	-	-	-	-	-
712020 Overtime	2,934	3,000	3,000	3,000	3,000	3,000	3,000	3,000
	2,005,190	2,470,626	2,470,626	2,470,626	2,470,626	2,518,645	2,621,485	2,720,249

Fringe Benefits

722750 Workers Compensation	1,804	2,713	2,713	2,713	2,713	2,013	2,095	2,174
722760 Group Life	4,357	5,162	5,162	5,162	5,162	5,555	5,781	5,991
722770 Retirement	520,348	633,182	633,182	633,182	633,182	671,416	694,410	729,883
722780 Hospitalization (Personnel)	379,706	509,256	509,256	509,256	509,256	663,613	755,855	840,511
722790 Social Security	148,172	182,625	182,625	182,625	182,625	186,122	193,630	200,816
722800 Dental	37,933	41,985	41,985	41,985	41,985	38,252	38,443	39,596
722810 Disability	29,770	37,366	37,366	37,366	37,366	38,971	40,538	42,036
722820 Unemployment Insurance (Personnel)	2,007	2,463	2,463	2,463	2,463	1,509	1,571	1,630
722850 Optical	3,553	4,204	4,204	4,204	4,204	1,299	1,396	1,466
722900 Fringe Benefit Adjustments	-	975	975	975	975	-	-	-
	1,127,650	1,419,931	1,419,931	1,419,931	1,419,931	1,608,749	1,733,720	1,864,105
Personnel	3,132,840	3,890,557	3,890,557	3,890,557	3,890,557	4,127,393	4,355,205	4,584,354

Operating Expenses

Contractual Services

731101 Library Continuations	-	400	400	400	400	400	400	400
731213 Membership Dues	255	1,000	1,000	1,000	1,000	1,000	1,000	1,000
731346 Personal Mileage	108	1,250	1,250	1,250	1,250	1,250	1,250	1,250
731388 Printing	13,193	26,434	26,434	26,434	26,434	26,434	26,434	26,434
731458 Professional Services	708	35,239	35,239	35,239	35,239	35,239	35,239	35,239
731773 Software Rental Lease Purchase	264	-	-	-	-	-	-	-
732018 Travel and Conference	1,574	5,950	10,325	5,950	5,950	5,950	5,950	5,950
732165 Workshops and Meeting	-	500	500	500	500	500	500	500
730240 Cash Shortage	10	-	-	-	-	-	-	-
730247 Charge Card Fee	17,323	31,000	31,000	31,000	31,000	31,000	31,000	31,000
730373 Contracted Services	-	-	35,100	-	-	-	-	-
730422 Court Transcripts	50,541	84,000	84,000	84,000	84,000	84,000	84,000	84,000
730585 Employee License-Certification	20	-	-	-	-	-	-	-
730646 Equipment Maintenance	885	4,000	4,000	4,000	4,000	4,000	4,000	4,000
	84,882	189,773	229,248	189,773	189,773	189,773	189,773	189,773

Commodities

750154 Expendable Equipment	2,521	6,000	6,000	6,000	6,000	6,000	6,000	6,000
750294 Material and Supplies	-	-	4,900	-	-	-	-	-

Department:	County Clerk / Register of Deeds	OAKLAND COUNTY, MICHIGAN							
Division:	County Clerk								
Fund:	Budget - General Fund General Purpose								
		FY2024 AND FY2025 AND FY2026 County Executive Recommended Budget							

Account Number/Description	FY 2022	FY 2023		FY 2024	FY 2025	FY 2024	FY 2025	FY 2026
	Actual	Adopted Budget	Amended Budget	Amended Plan	Amended Plan	County Exec. Recommended	County Exec. Recommended	County Exec. Recommended
750392 Metered Postage Expense	96,245	103,887	103,887	103,887	103,887	103,887	103,887	103,887
750399 Office Supplies	13,439	33,000	33,000	33,000	33,000	33,000	33,000	33,000
	112,204	142,887	147,787	142,887	142,887	142,887	142,887	142,887
Operating Expenses	197,087	332,660	377,035	332,660	332,660	332,660	332,660	332,660
Internal Support								
Internal Services								
770631 Bldg Space Cost Allocation	298,467	291,582	291,582	327,039	330,193	310,824	340,064	347,613
772618 Equipment Rental	7,673	5,180	5,180	5,180	5,180	5,180	5,180	5,180
773630 Info Tech Development	477,842	-	181,922	-	-	-	-	-
774636 Info Tech Operations	395,643	341,408	341,408	341,408	341,408	341,408	341,408	341,408
774637 Info Tech Managed Print Svcs	6,455	5,748	5,748	5,748	5,748	5,748	5,748	5,748
774677 Insurance Fund	3,433	9,272	9,272	9,344	9,419	18,565	18,565	18,565
775754 Maintenance Department Charges	577	-	138	-	-	-	-	-
778675 Telephone Communications	29,270	22,411	22,411	22,411	22,411	23,263	23,263	23,263
	1,219,360	675,601	857,661	711,130	714,359	704,988	734,228	741,777
Internal Support	1,219,360	675,601	857,661	711,130	714,359	704,988	734,228	741,777
Grand Total Expenditures	4,549,286	4,898,818	5,125,253	4,934,347	4,937,576	5,165,041	5,422,092	5,658,792

Department:	County Clerk / Register of Deeds	OAKLAND COUNTY, MICHIGAN						
Division:	Elections	FY2024 AND FY2025 AND FY2026 County Executive Recommended Budget						
Fund:	Budget - General Fund General Purpose							

Account Number/Description	FY 2022	FY 2023		FY 2024	FY 2025	FY 2024	FY 2025	FY 2026
	Actual	Adopted Budget	Amended Budget	Amended Plan	Amended Plan	County Exec. Recommended	County Exec. Recommended	County Exec. Recommended

Revenues

Revenue		FY 2022	FY 2023	FY 2023	FY 2024	FY 2025	FY 2024	FY 2025	FY 2026
Charges for Services		Actual	Adopted Budget	Amended Budget	Amended Plan	Amended Plan	County Exec. Recommended	County Exec. Recommended	County Exec. Recommended
630147	Board of Canvasser Service Fee	5,237	4,200	4,200	4,200	4,200	4,200	4,200	4,200
630609	Election Filing Fees Late	11,970	30,000	30,000	30,000	30,000	30,000	30,000	30,000
630616	Election Recount Forfeitures	450	200	200	200	200	200	200	200
631064	Late Penalty	29,822	-	-	-	-	-	-	-
631253	Miscellaneous Revenue	217	-	-	-	-	-	-	-
631295	Nominating Filing Forfeit	25,225	11,700	11,700	11,700	11,700	11,700	11,700	11,700
631470	Passport Fees	6,650	53,000	53,000	53,000	53,000	53,000	53,000	53,000
631519	Photographs	1,230	7,500	7,500	7,500	7,500	7,500	7,500	7,500
631526	Photostats	11	-	-	-	-	-	-	-
631652	Qualified Voter File Fees	293	300	300	300	300	300	300	300
631827	Reimb General	186,476	80,000	80,000	80,000	80,000	80,000	80,000	80,000
632429	Voter Registration Application	4,355	10,000	10,000	10,000	10,000	10,000	10,000	10,000
		271,936	196,900	196,900	196,900	196,900	196,900	196,900	196,900
Revenue		271,936	196,900	196,900	196,900	196,900	196,900	196,900	196,900
Grand Total Revenues		271,936	196,900	196,900	196,900	196,900	196,900	196,900	196,900

Expenditures

Personnel		FY 2022	FY 2023	FY 2023	FY 2024	FY 2025	FY 2024	FY 2025	FY 2026
Salaries Regular		Actual	Adopted Budget	Amended Budget	Amended Plan	Amended Plan	County Exec. Recommended	County Exec. Recommended	County Exec. Recommended
702010	Salaries Regular	487,051	681,409	681,409	681,409	681,409	707,556	736,070	763,658
702030	Holiday	27,155	-	-	-	-	-	-	-
702050	Annual Leave	41,301	-	-	-	-	-	-	-
702080	Sick Leave	10,738	-	-	-	-	-	-	-
702110	Per Diem Expense	15,320	26,943	26,943	26,943	26,943	26,943	26,943	26,943
702200	Death Leave	502	-	-	-	-	-	-	-
712020	Overtime	49,318	28,500	28,500	28,500	28,500	28,500	28,500	28,500
		631,384	736,852	736,852	736,852	736,852	762,999	791,513	819,101
Fringe Benefits									
722750	Workers Compensation	559	749	749	749	749	566	589	611
722760	Group Life	1,237	1,479	1,479	1,479	1,479	1,625	1,693	1,753
722770	Retirement	162,810	183,165	183,165	183,165	183,165	196,819	203,506	213,895
722780	Hospitalization (Personnel)	56,887	79,999	79,999	79,999	79,999	96,369	109,765	122,058
722790	Social Security	47,431	52,129	52,129	52,129	52,129	67,570	69,751	71,862
722800	Dental	5,526	6,437	6,437	6,437	6,437	5,951	5,981	6,160
722810	Disability	8,361	10,751	10,751	10,751	10,751	11,424	11,885	12,330
722820	Unemployment Insurance (Personnel)	616	681	681	681	681	425	442	458
722850	Optical	566	698	698	698	698	189	204	214
722900	Fringe Benefit Adjustments	-	9,263	9,263	9,263	9,263	-	-	-
		283,994	345,351	345,351	345,351	345,351	380,939	403,815	429,342
Personnel		915,378	1,082,203	1,082,203	1,082,203	1,082,203	1,143,938	1,195,328	1,248,443

Department:	County Clerk / Register of Deeds	OAKLAND COUNTY, MICHIGAN						
Division:	Elections	FY2024 AND FY2025 AND FY2026 County Executive Recommended Budget						
Fund:	Budget - General Fund General Purpose							

Account Number/Description	FY 2022	FY 2023		FY 2024	FY 2025	FY 2024	FY 2025	FY 2026
	Actual	Adopted Budget	Amended Budget	Amended Plan	Amended Plan	County Exec. Recommended	County Exec. Recommended	County Exec. Recommended
Operating Expenses								
Contractual Services								
731213	Membership Dues	95	420	420	420	420	420	420
731346	Personal Mileage	2,007	1,800	1,800	1,800	1,800	1,800	1,800
731388	Printing	325	2,198	2,198	2,198	2,198	2,198	2,198
731458	Professional Services	98,337	103,700	103,700	103,700	103,700	103,700	103,700
731626	Rent	6,328	-	-	-	-	-	-
732018	Travel and Conference	4,256	4,500	4,500	4,500	4,500	4,500	4,500
732165	Workshops and Meeting	10,363	500	500	500	500	500	500
730247	Charge Card Fee	566	1,300	1,300	1,300	1,300	1,300	1,300
730709	Fees - Per Diems	63,575	5,000	5,000	5,000	5,000	5,000	5,000
		185,852	119,418	119,418	119,418	119,418	119,418	119,418
Commodities								
750126	Election Supplies	441,830	596,805	623,042	821,805	596,805	821,805	821,805
750154	Expendable Equipment	16,802	-	-	-	-	-	-
750170	Other Expendable Equipment	6,511	-	-	-	-	-	-
750294	Material and Supplies	320	5,000	5,000	5,000	5,000	5,000	5,000
750392	Metered Postage Expense	12,609	15,000	15,000	15,000	15,000	15,000	15,000
750399	Office Supplies	4,305	4,000	4,000	4,000	4,000	4,000	4,000
		482,376	620,805	647,042	845,805	620,805	845,805	845,805
Operating Expenses		668,228	740,223	766,460	965,223	740,223	965,223	965,223
Internal Support								
Internal Services								
770631	Bldg Space Cost Allocation	215,836	210,742	210,742	236,369	238,649	224,545	245,669
773630	Info Tech Development	3,921	-	3,798	-	-	-	-
774636	Info Tech Operations	73,078	57,051	57,051	57,051	57,051	57,051	57,051
774637	Info Tech Managed Print Svcs	7,053	6,493	6,493	6,493	6,493	6,493	6,493
774677	Insurance Fund	2,334	2,507	2,507	2,527	2,547	5,232	5,232
775754	Maintenance Department Charges	21,482	-	9,808	-	-	-	-
776661	Motor Pool	284	-	-	-	-	689	689
778675	Telephone Communications	18,768	23,088	23,088	23,088	23,088	23,966	23,966
		342,755	299,881	313,487	325,528	327,828	317,976	339,100
Internal Support		342,755	299,881	313,487	325,528	327,828	317,976	339,100
Grand Total Expenditures		1,926,361	2,122,307	2,162,150	2,372,954	2,150,254	2,427,138	2,558,220

Department:	County Clerk / Register of Deeds	OAKLAND COUNTY, MICHIGAN							
Division:	Register of Deeds								
Fund:	Budget - General Fund General Purpose								
		FY2024 AND FY2025 AND FY2026 County Executive Recommended Budget							

Account Number/Description	FY 2022	FY 2023		FY 2024	FY 2025	FY 2024	FY 2025	FY 2026
	Actual	Adopted Budget	Amended Budget	Amended Plan	Amended Plan	County Exec. Recommended	County Exec. Recommended	County Exec. Recommended

Revenues

Revenue

Charges for Services

630217	Chattel Mortgages	28,923	20,000	20,000	20,000	20,000	20,000	20,000	20,000
630476	Deeds	1,141,870	900,000	900,000	900,000	900,000	900,000	900,000	900,000
630637	Enhanced Access Fees	404,076	425,000	425,000	425,000	425,000	250,000	250,000	250,000
631043	Land Transfer Tax	15,154,829	10,050,000	10,050,000	10,050,000	10,050,000	10,050,000	10,050,000	10,050,000
631253	Miscellaneous Revenue	1,308	500	500	500	500	500	500	500
631274	Mortgages	1,165,617	1,200,000	1,200,000	1,200,000	1,200,000	700,000	700,000	700,000
631526	Photostats	20,648	15,000	15,000	15,000	15,000	15,000	15,000	15,000
631708	Recording Fees Revenue	2,357,778	2,800,000	2,800,000	2,800,000	2,800,000	1,500,000	1,500,000	1,500,000
631827	Reimb General	-	2,000	2,000	2,000	2,000	2,000	2,000	2,000
631904	Remonumentation Fee	12,379	11,000	11,000	11,000	11,000	11,000	11,000	11,000
632345	Tract Index	269,250	24,000	24,000	24,000	24,000	100,000	100,000	100,000
		20,556,678	15,447,500	15,447,500	15,447,500	15,447,500	13,548,500	13,548,500	13,548,500

Other Revenues

670114	Cash Overages	172	-	-	-	-	-	-	-
670627	Sale of Equipment (Trade In)	718	-	-	-	-	-	-	-
		890	-	-	-	-	-	-	-

Revenue		20,557,569	15,447,500	15,447,500	15,447,500	15,447,500	13,548,500	13,548,500	13,548,500
----------------	--	-------------------	-------------------	-------------------	-------------------	-------------------	-------------------	-------------------	-------------------

Grand Total Revenues		20,557,569	15,447,500	15,447,500	15,447,500	15,447,500	13,548,500	13,548,500	13,548,500
-----------------------------	--	-------------------	-------------------	-------------------	-------------------	-------------------	-------------------	-------------------	-------------------

Expenditures

Personnel

Salaries Regular

702010	Salaries Regular	1,029,034	1,387,053	1,387,053	1,387,053	1,387,053	1,442,589	1,496,733	1,544,724
702030	Holiday	61,208	-	-	-	-	-	-	-
702050	Annual Leave	81,722	-	-	-	-	-	-	-
702080	Sick Leave	30,490	-	-	-	-	-	-	-
702200	Death Leave	1,833	-	-	-	-	-	-	-
702300	Disaster Non-Prod Salaries	4,259	-	-	-	-	-	-	-
712020	Overtime	16,215	10,000	10,000	10,000	10,000	10,000	10,000	10,000
		1,224,762	1,397,053	1,397,053	1,397,053	1,397,053	1,452,589	1,506,733	1,554,724

Fringe Benefits

722750	Workers Compensation	4,003	5,295	5,295	5,295	5,295	3,697	3,842	3,984
722760	Group Life	2,499	3,020	3,020	3,020	3,020	3,317	3,448	3,548
722770	Retirement	306,373	348,028	348,028	348,028	348,028	380,575	393,030	412,010
722780	Hospitalization (Personnel)	194,095	258,360	258,360	258,360	258,360	322,559	367,395	408,543
722790	Social Security	92,722	106,107	106,107	106,107	106,107	111,124	115,266	118,937
722800	Dental	20,263	21,488	21,488	21,488	21,488	18,120	18,211	18,757
722810	Disability	17,102	21,878	21,878	21,878	21,878	23,292	24,166	24,941
722820	Unemployment Insurance (Personnel)	1,232	1,388	1,388	1,388	1,388	866	898	927

Department:	County Clerk / Register of Deeds	OAKLAND COUNTY, MICHIGAN						
Division:	Register of Deeds	FY2024 AND FY2025 AND FY2026 County Executive Recommended Budget						
Fund:	Budget - General Fund General Purpose							

Account Number/Description		FY 2022	FY 2023		FY 2024	FY 2025	FY 2024	FY 2025	FY 2026
		Actual	Adopted Budget	Amended Budget	Amended Plan	Amended Plan	County Exec. Recommended	County Exec. Recommended	County Exec. Recommended
722850	Optical	1,888	2,109	2,109	2,109	2,109	598	643	675
722900	Fringe Benefit Adjustments	-	3,250	3,250	3,250	3,250	-	-	-
		640,177	770,923	770,923	770,923	770,923	864,148	926,899	992,323
Personnel		1,864,939	2,167,976	2,167,976	2,167,976	2,167,976	2,316,737	2,433,631	2,547,047
Operating Expenses									
Contractual Services									
731101	Library Continuations	-	150	150	150	150	150	150	150
731213	Membership Dues	845	175	175	175	175	175	175	175
731241	Miscellaneous	525	-	-	-	-	-	-	-
731346	Personal Mileage	-	232	232	232	232	232	232	232
731388	Printing	-	2,392	2,392	2,392	2,392	2,392	2,392	2,392
731458	Professional Services	-	9,000	9,000	9,000	9,000	9,000	9,000	9,000
730114	Auction Expense	14	-	-	-	-	-	-	-
730247	Charge Card Fee	3,174	7,000	7,000	7,000	7,000	7,000	7,000	7,000
730373	Contracted Services	1,588	-	-	-	-	-	-	-
730646	Equipment Maintenance	-	500	500	500	500	500	500	500
		6,146	19,449	19,449	19,449	19,449	19,449	19,449	19,449
Commodities									
750154	Expendable Equipment	-	6,000	6,000	6,000	6,000	6,000	6,000	6,000
750392	Metered Postage Expense	10,681	20,500	20,500	20,500	20,500	20,500	20,500	20,500
750399	Office Supplies	8,394	16,502	16,502	16,502	16,502	16,502	16,502	16,502
		19,075	43,002	43,002	43,002	43,002	43,002	43,002	43,002
Operating Expenses		25,221	62,451	62,451	62,451	62,451	62,451	62,451	62,451
Internal Support									
Internal Services									
770631	Bldg Space Cost Allocation	166,272	162,176	162,176	182,445	184,248	177,382	194,068	198,377
772618	Equipment Rental	8,049	9,454	9,454	9,454	9,454	9,454	9,454	9,454
774637	Info Tech Managed Print Svcs	1,086	1,091	1,091	1,091	1,091	1,091	1,091	1,091
774677	Insurance Fund	7,545	5,394	5,394	5,436	5,478	14,314	14,314	14,314
775754	Maintenance Department Charges	4,351	-	702	-	-	-	-	-
778675	Telephone Communications	19,030	17,769	17,769	17,769	17,769	18,444	18,444	18,444
		206,332	195,884	196,586	216,195	218,040	220,685	237,371	241,680
Internal Support		206,332	195,884	196,586	216,195	218,040	220,685	237,371	241,680
Grand Total Expenditures		2,096,492	2,426,311	2,427,013	2,446,622	2,448,467	2,599,873	2,733,454	2,851,177

Department:	County Clerk / Register of Deeds	OAKLAND COUNTY, MICHIGAN							
Division:	Jury Commission	FY2024 AND FY2025 AND FY2026 County Executive Recommended Budget							
Fund:	Budget - General Fund General Purpose								

Account Number/Description	FY 2022	FY 2023		FY 2024	FY 2025	FY 2024	FY 2025	FY 2026
	Actual	Adopted Budget	Amended Budget	Amended Plan	Amended Plan	County Exec. Recommended	County Exec. Recommended	County Exec. Recommended

Expenditures

Personnel

Salaries Regular

702010	Salaries Regular	6,455	16,805	16,805	16,805	16,805	17,310	18,494	19,710
702110	Per Diem Expense	180	500	500	500	500	500	500	500
		6,635	17,305	17,305	17,305	17,305	17,810	18,994	20,210

Fringe Benefits

722750	Workers Compensation	6	18	18	18	18	14	15	16
722770	Retirement	178	484	484	484	484	517	547	589
722790	Social Security	107	244	244	244	244	251	268	286
722820	Unemployment Insurance (Personnel)	6	17	17	17	17	10	11	12
		297	763	763	763	763	792	841	902

Personnel

	6,932	18,068	18,068	18,068	18,068	18,602	19,834	21,112
--	--------------	---------------	---------------	---------------	---------------	---------------	---------------	---------------

Operating Expenses

Contractual Services

731241	Miscellaneous	-	1,000	1,000	1,000	1,000	1,000	1,000	1,000
731346	Personal Mileage	8	100	100	100	100	100	100	100
731388	Printing	-	1,585	1,585	1,585	1,585	1,585	1,585	1,585
		8	2,685	2,685	2,685	2,685	2,685	2,685	2,685

Commodities

750392	Metered Postage Expense	10,000	15,000	15,000	15,000	15,000	15,000	15,000	15,000
750399	Office Supplies	-	250	250	250	250	250	250	250
		10,000	15,250	15,250	15,250	15,250	15,250	15,250	15,250

Operating Expenses

	10,008	17,935	17,935	17,935	17,935	17,935	17,935	17,935
--	---------------	---------------	---------------	---------------	---------------	---------------	---------------	---------------

Internal Support

Internal Services

773630	Info Tech Development	-	-	83	-	-	-	-	-
774677	Insurance Fund	165	67	67	68	68	114	114	114
		165	67	150	68	68	114	114	114

Internal Support

	165	67	150	68	68	114	114	114
--	------------	-----------	------------	-----------	-----------	------------	------------	------------

Grand Total Expenditures

	17,105	36,070	36,153	36,071	36,071	36,651	37,883	39,161
--	---------------	---------------	---------------	---------------	---------------	---------------	---------------	---------------

Department:	County Clerk / Register of Deeds	OAKLAND COUNTY, MICHIGAN						
Division:	Micrographics	FY2024 AND FY2025 AND FY2026 County Executive Recommended Budget						
Fund:	Budget - General Fund General Purpose							

Account Number/Description	FY 2022	FY 2023		FY 2024	FY 2025	FY 2024	FY 2025	FY 2026
	Actual	Adopted Budget	Amended Budget	Amended Plan	Amended Plan	County Exec. Recommended	County Exec. Recommended	County Exec. Recommended

Expenditures

Personnel

Salaries Regular

702010	Salaries Regular	87,583	143,382	143,382	143,382	143,382	149,047	156,116	161,925
702030	Holiday	4,978	-	-	-	-	-	-	-
702050	Annual Leave	9,329	-	-	-	-	-	-	-
702080	Sick Leave	1,993	-	-	-	-	-	-	-
702300	Disaster Non-Prod Salaries	992	-	-	-	-	-	-	-
		104,875	143,382	143,382	143,382	143,382	149,047	156,116	161,925

Fringe Benefits

722750	Workers Compensation	94	158	158	158	158	119	125	130
722760	Group Life	227	312	312	312	312	343	360	372
722770	Retirement	27,602	35,987	35,987	35,987	35,987	40,258	41,904	44,098
722780	Hospitalization (Personnel)	20,345	34,588	34,588	34,588	34,588	41,817	47,629	52,964
722790	Social Security	7,809	10,968	10,968	10,968	10,968	11,402	11,943	12,387
722800	Dental	2,169	2,864	2,864	2,864	2,864	2,386	2,398	2,470
722810	Disability	1,654	2,261	2,261	2,261	2,261	2,407	2,521	2,614
722820	Unemployment Insurance (Personnel)	105	144	144	144	144	89	94	97
722850	Optical	154	268	268	268	268	74	80	84
		60,160	87,550	87,550	87,550	87,550	98,895	107,053	115,216

Personnel

		165,035	230,932	230,932	230,932	230,932	247,943	263,169	277,141
--	--	----------------	----------------	----------------	----------------	----------------	----------------	----------------	----------------

Operating Expenses

Contractual Services

731150	Maintenance Contract	2,846	69,000	69,000	69,000	69,000	69,000	69,000	69,000
731388	Printing	-	425	425	425	425	425	425	425
732018	Travel and Conference	-	200	200	200	200	200	200	200
730646	Equipment Maintenance	350	4,000	4,000	4,000	4,000	4,000	4,000	4,000
		3,196	73,625	73,625	73,625	73,625	73,625	73,625	73,625

Commodities

750294	Material and Supplies	2,006	75,000	75,000	75,000	75,000	75,000	75,000	75,000
750399	Office Supplies	818	1,418	1,418	1,418	1,418	1,418	1,418	1,418
		2,824	76,418	76,418	76,418	76,418	76,418	76,418	76,418

Operating Expenses

		6,020	150,043	150,043	150,043	150,043	150,043	150,043	150,043
--	--	--------------	----------------	----------------	----------------	----------------	----------------	----------------	----------------

Internal Support

Internal Services

770631	Bldg Space Cost Allocation	71,412	70,965	70,965	79,594	80,362	76,245	83,417	85,269
774636	Info Tech Operations	17,776	10,890	10,890	10,890	10,890	10,890	10,890	10,890

Department:	County Clerk / Register of Deeds	OAKLAND COUNTY, MICHIGAN
Division:	Micrographics	
Fund:	Budget - General Fund General Purpose	

FY2024 AND FY2025 AND FY2026 County Executive Recommended Budget

Account Number/Description	FY 2022	FY 2023		FY 2024	FY 2025	FY 2024	FY 2025	FY 2026
	Actual	Adopted Budget	Amended Budget	Amended Plan	Amended Plan	County Exec. Recommended	County Exec. Recommended	County Exec. Recommended
774637 Info Tech Managed Print Svcs	151	552	552	552	552	552	552	552
774677 Insurance Fund	1,104	650	650	655	660	986	986	986
778675 Telephone Communications	1,680	1,452	1,452	1,452	1,452	1,507	1,507	1,507
	92,122	84,509	84,509	93,143	93,916	90,180	97,352	99,204
Internal Support	92,122	84,509	84,509	93,143	93,916	90,180	97,352	99,204
Grand Total Expenditures	263,177	465,484	465,484	474,118	474,891	488,165	510,564	526,388

Department:	Treasurer	OAKLAND COUNTY, MICHIGAN						
Fund:	Budget - General Fund General Purpose	FY2024 AND FY2025 AND FY2026 County Executive Recommended Budget						

Account Number/Description	FY 2022	FY 2023		FY 2024	FY 2025	FY 2024	FY 2025	FY 2026
	Actual	Adopted Budget	Amended Budget	Amended Plan	Amended Plan	County Exec. Recommended	County Exec. Recommended	County Exec. Recommended

Revenues

Revenue								
Property Taxes								
601525	Payment in Lieu of Taxes	620,685	550,000	550,000	550,000	550,000	600,000	600,000
601637	Property Tax Levy	1,252,001	1,013,500	1,013,500	1,013,500	1,013,500	1,100,000	1,100,000
		1,872,686	1,563,500	1,563,500	1,563,500	1,563,500	1,700,000	1,700,000

Charges for Services								
630014	Administration Fees	825,038	550,000	550,000	550,000	550,000	600,000	600,000
630161	Bond Fees	-	100	100	100	100	100	100
630238	Civil Action Service Fees	439,293	400,000	400,000	350,000	300,000	400,000	400,000
630476	Deeds	157,544	150,000	150,000	150,000	150,000	150,000	150,000
630784	Foreclosure Notification Fee	315,319	330,000	330,000	330,000	330,000	300,000	300,000
631127	Maintenance Contracts	134,047	70,000	70,000	70,000	70,000	70,000	70,000
631253	Miscellaneous Revenue	12,055	-	-	-	-	-	-
631526	Photostats	341	4,000	4,000	4,000	4,000	4,000	4,000
631645	Pymts Other Than Anticipated	-	200,000	200,000	200,000	200,000	200,000	200,000
631694	Recording Fee Forfeiture Certi	266,703	200,000	200,000	200,000	200,000	200,000	200,000
631701	Recording Fee Redemption Certi	266,703	200,000	200,000	200,000	200,000	200,000	200,000
632016	Sale of Publications	5	-	-	-	-	-	-
632079	Service Fees	8,642	11,000	11,000	11,000	11,000	7,000	7,000
632240	Tax Reverted Land Co Portion	62,025	50,000	50,000	50,000	50,000	50,000	50,000
632247	Tax Searches and Cert of Plats	5	-	-	-	-	-	-
632254	Tax Statements	90,008	80,000	80,000	80,000	80,000	80,000	80,000
632338	Title Search Fees	1,561,912	1,100,000	1,100,000	1,100,000	1,100,000	1,200,000	1,200,000
		4,139,638	3,345,100	3,345,100	3,295,100	3,245,100	3,461,100	3,461,100

ISF External Revenue								
635276	FOIA Fee	25,731	2,000	2,000	2,000	2,000	5,000	5,000
		25,731	2,000	2,000	2,000	2,000	5,000	5,000

Investment Income								
655077	Accrued Interest Adjustments	15,625	-	-	-	-	-	-
655385	Income from Investments	226,302	300,000	300,000	300,000	300,000	300,000	300,000
		241,927	300,000	300,000	300,000	300,000	300,000	300,000

Other Revenues								
670114	Cash Overages	1,089	-	-	-	-	-	-
670627	Sale of Equipment (Trade In)	656	-	-	-	-	-	-
		1,745	-	-	-	-	-	-

Revenue		6,281,727	5,210,600	5,210,600	5,160,600	5,110,600	5,466,100	5,466,100
----------------	--	------------------	------------------	------------------	------------------	------------------	------------------	------------------

Other Financing Sources								
Transfers In								
695500	Transfers In	2,585,895	2,300,000	2,300,000	2,300,000	2,300,000	2,700,000	2,700,000
		2,585,895	2,300,000	2,300,000	2,300,000	2,300,000	2,700,000	2,700,000

Department:	Treasurer	OAKLAND COUNTY, MICHIGAN						
Fund:	Budget - General Fund General Purpose	FY2024 AND FY2025 AND FY2026 County Executive Recommended Budget						

Account Number/Description	FY 2022	FY 2023		FY 2024	FY 2025	FY 2024	FY 2025	FY 2026
	Actual	Adopted Budget	Amended Budget	Amended Plan	Amended Plan	County Exec. Recommended	County Exec. Recommended	County Exec. Recommended
Other Financing Sources	2,585,895	2,300,000	2,300,000	2,300,000	2,300,000	2,700,000	2,700,000	2,700,000
Grand Total Revenues	8,867,622	7,510,600	7,510,600	7,460,600	7,410,600	8,166,100	8,166,100	8,166,100

Expenditures

Personnel									
Salaries Regular									
702010	Salaries Regular	1,947,740	2,480,755	2,480,755	2,480,755	2,480,755	2,600,217	2,687,362	2,767,659
702030	Holiday	98,530	-	-	-	-	-	-	-
702050	Annual Leave	119,142	-	-	-	-	-	-	-
702073	Parental Leave	4,863	-	-	-	-	-	-	-
702080	Sick Leave	44,221	-	-	-	-	-	-	-
702200	Death Leave	4,406	-	-	-	-	-	-	-
702300	Disaster Non-Prod Salaries	7,405	-	-	-	-	-	-	-
712020	Overtime	12,509	10,000	10,000	10,000	10,000	10,000	10,000	10,000
		2,238,815	2,490,755	2,490,755	2,490,755	2,490,755	2,610,217	2,697,362	2,777,659
Fringe Benefits									
722750	Workers Compensation	2,901	3,766	3,766	3,766	3,766	2,953	3,039	3,120
722760	Group Life	4,648	5,182	5,182	5,182	5,182	5,746	5,942	6,106
722770	Retirement	538,721	616,335	616,335	616,335	616,335	620,310	639,398	670,571
722780	Hospitalization (Personnel)	306,688	396,124	396,124	396,124	396,124	445,988	507,980	564,874
722790	Social Security	164,446	181,713	181,713	181,713	181,713	192,052	198,926	204,897
722800	Dental	31,603	34,037	34,037	34,037	34,037	27,065	27,200	28,016
722810	Disability	30,572	35,041	35,041	35,041	35,041	40,428	41,736	42,932
722820	Unemployment Insurance (Personnel)	2,084	2,312	2,312	2,312	2,312	1,560	1,612	1,661
722850	Optical	3,218	3,369	3,369	3,369	3,369	873	939	986
722900	Fringe Benefit Adjustments	-	3,250	3,250	3,250	3,250	-	-	-
		1,084,881	1,281,129	1,281,129	1,281,129	1,281,129	1,336,974	1,426,773	1,523,163
Personnel		3,323,696	3,771,884	3,771,884	3,771,884	3,771,884	3,947,192	4,124,135	4,300,822
Operating Expenses									
Contractual Services									
730940	Insurance	-	-	-	-	-	14,000	14,500	15,000
731213	Membership Dues	3,993	5,190	5,190	5,190	5,190	5,190	5,190	5,190
731241	Miscellaneous	1,519	500	500	500	500	1,000	1,000	1,000
731346	Personal Mileage	188	4,180	4,180	4,180	4,180	4,180	4,180	4,180
731388	Printing	53	20,000	20,000	20,000	20,000	20,000	20,000	20,000
731458	Professional Services	926,875	29,000	29,000	29,000	29,000	40,000	40,000	40,000
731549	Recording Fee-Forfeiture Cert	193,140	250,000	250,000	250,000	250,000	250,000	250,000	250,000
731556	Recording Fee-Redemption Cert	83,370	250,000	250,000	250,000	250,000	250,000	250,000	250,000
731563	Recording Fees Expense	33,150	15,000	15,000	15,000	15,000	30,000	30,000	30,000
731591	Register of Deeds	60	15,000	15,000	15,000	15,000	-	-	-
731626	Rent	-	8,000	8,000	8,000	8,000	-	-	-
731913	Title Search	655,050	800,000	800,000	800,000	800,000	800,000	800,000	800,000
732018	Travel and Conference	3,432	10,000	10,000	10,000	10,000	15,000	15,000	15,000
732039	Twp and City Treas Bonds	44,420	49,000	49,000	49,000	49,000	49,000	49,000	49,000
732165	Workshops and Meeting	943	2,000	2,000	2,000	2,000	5,000	5,000	5,000
730037	Adj Prior Years Exp	1,447	-	-	-	-	-	-	-
730044	Adj Prior Years Revenue	110,880	-	-	-	-	-	-	-
730072	Advertising	84,582	112,000	112,000	112,000	112,000	112,000	112,000	112,000

Department: Treasurer		OAKLAND COUNTY, MICHIGAN							
Fund: Budget - General Fund General Purpose		FY2024 AND FY2025 AND FY2026 County Executive Recommended Budget							
Account Number/Description		FY 2022	FY 2023		FY 2024	FY 2025	FY 2024	FY 2025	FY 2026
		Actual	Adopted Budget	Amended Budget	Amended Plan	Amended Plan	County Exec. Recommended	County Exec. Recommended	County Exec. Recommended
730114	Auction Expense	13	-	-	-	-	-	-	-
730240	Cash Shortage	1,308	1,000	1,000	1,000	1,000	1,000	1,000	1,000
730289	Claims	40,853,446	-	39,276,554	-	-	-	-	-
730373	Contracted Services	461,252	600,000	600,000	600,000	600,000	600,000	600,000	600,000
730646	Equipment Maintenance	-	1,000	1,000	1,000	1,000	1,000	1,000	1,000
730716	Fees Civil Service	402,307	800,000	800,000	800,000	800,000	600,000	600,000	600,000
730751	Foreclosure Notification	351,413	350,000	350,000	350,000	350,000	375,000	400,000	425,000
		44,212,841	3,321,870	42,598,424	3,321,870	3,321,870	3,172,370	3,197,870	3,223,370
Commodities									
750448	Postage - Standard Mailing	66	-	-	-	-	-	-	-
750532	Tax Collection Supplies	-	1,400	1,400	1,400	1,400	1,400	1,400	1,400
750049	Computer Supplies	16,132	15,000	15,000	15,000	15,000	15,000	15,000	15,000
750154	Expendable Equipment	-	500	500	500	500	500	500	500
750392	Metered Postage Expense	32,166	40,000	40,000	40,000	40,000	40,000	40,000	40,000
750399	Office Supplies	24,034	30,000	30,000	30,000	30,000	30,000	30,000	30,000
		72,398	86,900	86,900	86,900	86,900	86,900	86,900	86,900
Capital Outlay									
760126	Capital Outlay Miscellaneous	-	-	17,920	-	-	-	-	-
		-	-	17,920	-	-	-	-	-
Operating Expenses		44,285,239	3,408,770	42,703,244	3,408,770	3,408,770	3,259,270	3,284,770	3,310,270
Internal Support									
Internal Services									
770631	Bldg Space Cost Allocation	243,976	240,831	240,831	270,115	272,721	258,084	282,363	288,632
772618	Equipment Rental	16,109	17,382	17,382	17,382	17,382	17,382	17,382	17,382
773630	Info Tech Development	486,024	-	170,363	-	-	-	-	-
774636	Info Tech Operations	458,813	653,601	653,601	654,235	656,379	634,005	639,279	641,281
774637	Info Tech Managed Print Svcs	3,694	7,588	7,588	7,588	7,588	7,588	7,588	7,588
774677	Insurance Fund	443,154	321,202	321,202	323,721	326,250	716,999	716,999	716,999
775754	Maintenance Department Charges	3,514	-	945	-	-	-	-	-
778675	Telephone Communications	37,075	47,708	47,708	47,708	47,708	49,521	49,521	49,521
		1,692,358	1,288,312	1,459,620	1,320,749	1,328,028	1,683,579	1,713,132	1,721,403
Internal Support		1,692,358	1,288,312	1,459,620	1,320,749	1,328,028	1,683,579	1,713,132	1,721,403
Transfers/Other Sources (Uses)									
Tranfers Out									
788001	Transfers Out	206,223	120,000	120,000	120,000	120,000	120,000	120,000	120,000
		206,223	120,000	120,000	120,000	120,000	120,000	120,000	120,000
Transfers/Other Sources (Uses)		206,223	120,000	120,000	120,000	120,000	120,000	120,000	120,000
Grand Total Expenditures		49,507,517	8,588,966	48,054,748	8,621,403	8,628,682	9,010,041	9,242,037	9,452,495

Department:	Board of Commissioners	OAKLAND COUNTY, MICHIGAN						
Fund:	Budget - General Fund General Purpose	FY2024 AND FY2025 AND FY2026 County Executive Recommended Budget						

Account Number/Description	FY 2022	FY 2023		FY 2024	FY 2025	FY 2024	FY 2025	FY 2026
	Actual	Adopted Budget	Amended Budget	Amended Plan	Amended Plan	County Exec. Recommended	County Exec. Recommended	County Exec. Recommended

Revenues

Revenue								
Charges for Services								
630686	Fee Income	2,944	3,700	3,700	3,700	3,700	3,700	3,700
		2,944	3,700	3,700	3,700	3,700	3,700	3,700
ISF External Revenue								
635276	FOIA Fee	701	-	-	-	-	-	-
		701	-	-	-	-	-	-
Revenue		3,645	3,700	3,700	3,700	3,700	3,700	3,700
Other Financing Sources								
Transfers In								
695500	Transfers In	-	-	100,000	100,000	100,000	100,000	100,000
		-	-	100,000	100,000	100,000	100,000	100,000
Other Financing Sources		-	-	100,000	100,000	100,000	100,000	100,000
Grand Total Revenues		3,645	3,700	103,700	103,700	103,700	103,700	103,700

Expenditures

Personnel								
Salaries Regular								
702010	Salaries Regular	1,882,670	2,204,549	2,204,549	2,148,394	2,148,394	2,403,594	2,539,676
702030	Holiday	62,568	-	-	-	-	-	-
702050	Annual Leave	65,272	-	-	-	-	-	-
702080	Sick Leave	27,909	-	-	-	-	-	-
702110	Per Diem Expense	1,872	7,700	7,700	7,700	7,700	7,700	7,700
702200	Death Leave	3,365	-	-	-	-	-	-
702300	Disaster Non-Prod Salaries	2,047	-	-	-	-	-	-
712020	Overtime	9,637	3,500	3,500	3,500	3,500	3,500	3,500
		2,055,340	2,215,749	2,215,749	2,159,594	2,159,594	2,414,794	2,550,876
Fringe Benefits								
722750	Workers Compensation	1,845	2,998	2,998	2,936	2,936	1,923	2,032
722760	Group Life	4,176	4,672	4,672	4,550	4,550	5,521	5,834
722770	Retirement	538,211	604,674	604,674	589,957	589,957	624,786	670,212
722780	Hospitalization (Personnel)	320,748	381,470	381,470	374,158	374,158	432,757	492,911
722790	Social Security	153,515	167,824	167,824	163,528	163,528	182,566	193,371
722800	Dental	34,444	34,449	34,449	33,853	33,853	28,123	29,112
722810	Disability	19,837	22,765	22,765	22,178	22,178	38,809	41,006
722820	Unemployment Insurance (Personnel)	1,283	1,387	1,387	1,349	1,349	1,442	1,524
722850	Optical	3,792	3,800	3,800	3,743	3,743	1,020	1,152
722900	Fringe Benefit Adjustments	-	3,640	3,640	3,640	3,640	-	-
		1,077,850	1,227,679	1,227,679	1,199,892	1,199,892	1,316,947	1,492,359
Personnel		3,133,190	3,443,428	3,443,428	3,359,486	3,359,486	3,731,741	4,043,235

Department:	Board of Commissioners	OAKLAND COUNTY, MICHIGAN							
Fund:	Budget - General Fund General Purpose	FY2024 AND FY2025 AND FY2026 County Executive Recommended Budget							

Account Number/Description	FY 2022	FY 2023		FY 2024	FY 2025	FY 2024	FY 2025	FY 2026
	Actual	Adopted Budget	Amended Budget	Amended Plan	Amended Plan	County Exec. Recommended	County Exec. Recommended	County Exec. Recommended

Operating Expenses

Contractual Services

731073	Legal Services	-	25,000	25,000	25,000	25,000	25,000	25,000	25,000
731080	Legislative Expense	1,232	18,000	18,000	18,000	18,000	18,000	18,000	18,000
731101	Library Continuations	-	-	119,392	-	-	-	-	-
731129	Literacy Project	40,000	10,000	10,000	10,000	10,000	10,000	10,000	10,000
731213	Membership Dues	780	4,975	4,975	4,975	4,975	4,975	4,975	4,975
731339	Periodicals Books Publ Sub	3,851	12,903	12,903	12,903	12,903	12,903	12,903	12,903
731346	Personal Mileage	16,019	34,759	34,759	34,759	34,759	34,759	34,759	34,759
731388	Printing	4,440	10,500	10,500	10,500	10,500	10,500	10,500	10,500
731435	Prof Serv - Annual Audit	228,615	268,900	268,900	268,900	268,900	268,900	268,900	268,900
731437	Prof Svc Auditing Svc	387,419	-	-	-	-	-	-	-
731458	Professional Services	242,201	73,300	412,219	173,300	173,300	173,300	173,300	173,300
731500	Public Information	6,018	24,589	24,589	24,589	24,589	24,589	24,589	24,589
731780	Software Support Maintenance	-	1,000	1,000	1,000	1,000	1,000	1,000	1,000
731818	Special Event Program	608	3,000	3,000	3,000	3,000	3,000	3,000	3,000
731822	Special Projects	176,235	351,266	999,171	351,266	351,266	351,266	351,266	351,266
732018	Travel and Conference	19,761	21,500	21,500	21,500	21,500	21,500	21,500	21,500
732165	Workshops and Meeting	12,326	42,842	42,842	42,842	42,842	42,842	42,842	42,842
730072	Advertising	-	300	300	300	300	300	300	300
730338	Computer Research Service	3,150	-	113,312	-	-	-	-	-
730373	Contracted Services	217,050	241,573	251,142	241,573	241,573	241,573	241,573	241,573
730646	Equipment Maintenance	-	1,800	1,800	1,800	1,800	1,800	1,800	1,800
730772	Freight and Express	-	600	600	600	600	600	600	600
730856	Historical Commission	896	7,950	7,950	7,950	7,950	7,950	7,950	7,950
		1,360,599	1,154,757	2,383,854	1,254,757	1,254,757	1,254,757	1,254,757	1,254,757

Commodities

750448	Postage - Standard Mailing	-	200	200	200	200	200	200	200
750049	Computer Supplies	-	10,500	10,500	10,500	10,500	10,500	10,500	10,500
750154	Expendable Equipment	-	3,000	3,000	3,000	3,000	3,000	3,000	3,000
750217	Groceries	-	200	200	200	200	200	200	200
750392	Metered Postage Expense	238	3,590	3,590	3,590	3,590	3,590	3,590	3,590
750399	Office Supplies	4,105	11,801	11,801	11,801	11,801	11,801	11,801	11,801
		4,343	29,291	29,291	29,291	29,291	29,291	29,291	29,291

Capital Outlay

760160	Furniture and Fixtures	33,361	-	-	-	-	-	-	-
		33,361	-	-	-	-	-	-	-

Operating Expenses

		1,398,303	1,184,048	2,413,145	1,284,048	1,284,048	1,284,048	1,284,048	1,284,048
--	--	------------------	------------------	------------------	------------------	------------------	------------------	------------------	------------------

Internal Support

Internal Services

770631	Bldg Space Cost Allocation	345,829	295,273	295,273	331,179	334,374	274,428	300,244	306,910
772618	Equipment Rental	5,321	2,851	2,851	2,851	2,851	2,851	2,851	2,851
773630	Info Tech Development	33,595	-	24,067	-	-	-	-	-
774636	Info Tech Operations	207,715	237,179	237,179	237,871	238,584	238,621	239,334	239,334
774637	Info Tech Managed Print Svcs	1,322	18,098	18,098	18,098	18,098	18,098	18,098	18,098

Department:		Board of Commissioners		OAKLAND COUNTY, MICHIGAN						
Fund:		Budget - General Fund General Purpose		FY2024 AND FY2025 AND FY2026 County Executive Recommended Budget						
Account Number/Description		FY 2022	FY 2023		FY 2024	FY 2025	FY 2024	FY 2025	FY 2026	
		Actual	Adopted Budget	Amended Budget	Amended Plan	Amended Plan	County Exec. Recommended	County Exec. Recommended	County Exec. Recommended	
774677	Insurance Fund	132,943	113,250	113,250	114,141	115,033	138,256	138,256	138,256	
775754	Maintenance Department Charges	5,984	-	1,274	-	-	-	-	-	
778675	Telephone Communications	34,802	29,291	29,291	29,291	29,291	30,404	30,404	30,404	
		767,511	695,942	721,283	733,431	738,231	702,658	729,187	735,853	
Internal Support		767,511	695,942	721,283	733,431	738,231	702,658	729,187	735,853	
Transfers/Other Sources (Uses)										
Tranfers Out										
788001	Transfers Out	79,133	-	-	-	-	-	-	-	
		79,133	-	-	-	-	-	-	-	
Transfers/Other Sources (Uses)		79,133	-	-	-	-	-	-	-	
Grand Total Expenditures		5,378,137	5,323,418	6,577,856	5,376,965	5,381,765	5,718,447	5,903,186	6,063,135	

Department:	Water Resources Commissioner	OAKLAND COUNTY, MICHIGAN						
Division:	Water Resources Administration							
Fund:	Budget - General Fund General Purpose							
		FY2024 AND FY2025 AND FY2026 County Executive Recommended Budget						

Account Number/Description	FY 2022	FY 2023		FY 2024	FY 2025	FY 2024	FY 2025	FY 2026
	Actual	Adopted Budget	Amended Budget	Amended Plan	Amended Plan	County Exec. Recommended	County Exec. Recommended	County Exec. Recommended

Revenues

Revenue										
Charges for Services										
631554	Plat Service Fees	-	1,000	1,000	1,000	1,000	1,000	1,000	1,000	1,000
631498	Per Diem Revenue	500	600	600	600	600	600	600	600	600
631827	Reimb General	2,791,537	2,761,000	2,761,000	2,761,000	2,761,000	2,753,000	2,753,000	2,753,000	2,753,000
631876	Reimb Salaries Constr Admin	182,663	186,155	186,155	189,919	192,503	189,919	192,503	192,503	192,503
632121	Soil Erosion Fees	1,087,845	910,000	910,000	910,000	910,000	910,000	910,000	910,000	910,000
632191	Subdivision Control Plats	544	-	-	-	-	-	-	-	-
		4,063,088	3,858,755	3,858,755	3,862,519	3,865,103	3,854,519	3,857,103	3,857,103	3,857,103
ISF External Revenue										
635276	FOIA Fee	1,198	-	-	-	-	-	-	-	-
		1,198	-	-	-	-	-	-	-	-
Revenue		4,064,286	3,858,755	3,858,755	3,862,519	3,865,103	3,854,519	3,857,103	3,857,103	3,857,103
Grand Total Revenues		4,064,286	3,858,755	3,858,755	3,862,519	3,865,103	3,854,519	3,857,103	3,857,103	3,857,103

Expenditures

Personnel										
Salaries Regular										
702010	Salaries Regular	155,644	165,333	165,333	165,333	165,333	170,293	173,600	176,907	
702110	Per Diem Expense	215	600	600	600	600	600	600	600	
		155,859	165,933	165,933	165,933	165,933	170,893	174,200	177,507	
Fringe Benefits										
722750	Workers Compensation	141	182	182	182	182	136	139	142	
722760	Group Life	338	357	357	357	357	390	398	405	
722770	Retirement	35,993	40,424	40,424	40,424	40,424	39,123	39,925	41,631	
722780	Hospitalization (Personnel)	12,414	14,569	14,569	14,569	14,569	13,485	15,359	17,080	
722790	Social Security	11,031	11,511	11,511	11,511	11,511	12,608	13,095	13,533	
722800	Dental	1,535	1,540	1,540	1,540	1,540	755	759	782	
722810	Disability	-	-	-	-	-	2,750	2,803	2,856	
722820	Unemployment Insurance (Personnel)	-	-	-	-	-	102	104	106	
722850	Optical	108	108	108	108	108	26	28	29	
		61,560	68,691	68,691	68,691	68,691	69,374	72,610	76,564	
Personnel		217,418	234,624	234,624	234,624	234,624	240,268	246,810	254,071	

Department:	Water Resources Commissioner	OAKLAND COUNTY, MICHIGAN						
Division:	Water Resources Administration							
Fund:	Budget - General Fund General Purpose							
		FY2024 AND FY2025 AND FY2026 County Executive Recommended Budget						

Account Number/Description	FY 2022	FY 2023		FY 2024	FY 2025	FY 2024	FY 2025	FY 2026
	Actual	Adopted Budget	Amended Budget	Amended Plan	Amended Plan	County Exec. Recommended	County Exec. Recommended	County Exec. Recommended
Operating Expenses								
Contractual Services								
731031	Laboratory Fees	-	500	500	500	500	500	500
731073	Legal Services	8,005	49,700	49,700	49,700	49,700	49,700	49,700
731213	Membership Dues	25,707	21,100	21,100	21,100	21,100	21,100	21,100
731241	Miscellaneous	-	1,500	1,500	1,500	1,500	1,500	1,500
731339	Periodicals Books Publ Sub	108	1,000	1,000	1,000	1,000	1,000	1,000
731346	Personal Mileage	12	3,438	3,438	3,438	3,438	3,438	3,438
731388	Printing	282	3,080	3,080	3,080	3,080	3,080	3,080
731444	Prof Svc-Consultant	-	3,029	3,029	3,029	3,029	3,029	3,029
731458	Professional Services	-	22,271	22,271	22,271	22,271	22,271	22,271
731528	Publishing Legal Notices	-	500	500	500	500	500	500
731563	Recording Fees Expense	1,380	1,000	1,000	1,000	1,000	1,000	1,000
731850	State of Michigan Fees	3,000	3,000	3,000	3,000	3,000	3,000	3,000
731941	Training	6,040	-	-	-	-	-	-
732018	Travel and Conference	74,900	27,342	27,342	27,342	27,342	27,342	27,342
732123	Watershed-Clinton River	5,141	5,141	5,141	5,141	5,141	5,141	5,141
732130	Watershed-Huron River	2,706	2,706	2,706	2,706	2,706	2,706	2,706
732165	Workshops and Meeting	220	1,000	1,000	1,000	1,000	1,000	1,000
730037	Adj Prior Years Exp	1,790	-	-	-	-	-	-
730247	Charge Card Fee	6,826	5,500	5,500	5,500	5,500	5,500	5,500
730324	Communications	-	500	500	500	500	500	500
730373	Contracted Services	37,518	35,000	35,006	35,000	35,000	35,000	35,000
730555	Education Programs	-	1,000	1,000	1,000	1,000	1,000	1,000
730585	Employee License-Certification	70	-	-	-	-	-	-
730653	Equipment Rental Expense	924	1,000	1,000	1,000	1,000	1,000	1,000
730772	Freight and Express	-	250	250	250	250	250	250
		174,628	189,557	189,563	189,557	189,557	189,557	189,557
Commodities								
750511	Special Event Supplies	225	-	-	-	-	-	-
750567	Training-Educational Supplies	-	500	500	500	500	500	500
750581	Uniforms	13,126	12,000	12,113	12,000	12,000	12,000	12,000
750140	Employee Footwear	4,895	2,000	2,000	2,000	2,000	2,000	2,000
750154	Expendable Equipment	-	4,500	4,500	4,500	4,500	4,500	4,500
750294	Material and Supplies	1,118	6,000	6,000	6,000	6,000	6,000	6,000
750301	Medical Supplies	-	100	100	100	100	100	100
750392	Metered Postage Expense	14,579	31,000	31,000	31,000	31,000	31,000	31,000
750399	Office Supplies	14,191	42,318	42,318	42,318	42,318	42,318	42,318
		48,134	98,418	98,531	98,418	98,418	98,418	98,418
Operating Expenses		222,763	287,975	288,094	287,975	287,975	287,975	287,975

Department:	Water Resources Commissioner	OAKLAND COUNTY, MICHIGAN						
Division:	Water Resources Administration							
Fund:	Budget - General Fund General Purpose							

FY2024 AND FY2025 AND FY2026 County Executive Recommended Budget

Account Number/Description	FY 2022	FY 2023		FY 2024	FY 2025	FY 2024	FY 2025	FY 2026
	Actual	Adopted Budget	Amended Budget	Amended Plan	Amended Plan	County Exec. Recommended	County Exec. Recommended	County Exec. Recommended
Internal Support								
Internal Services								
770631 Bldg Space Cost Allocation	590,012	631,642	631,642	708,451	715,285	718,131	785,687	803,130
771638 Drain Equip Labor	5,765,256	5,800,000	5,800,000	5,953,228	6,058,444	5,953,228	6,131,826	6,315,781
771639 Drain Equipment	347,136	491,600	491,600	491,600	491,600	449,300	449,300	449,300
773630 Info Tech Development	198,814	-	83,539	-	-	-	-	-
774636 Info Tech Operations	619,575	657,347	657,347	657,347	657,347	657,347	657,347	657,347
774637 Info Tech Managed Print Svcs	25,002	60,424	60,424	60,424	60,424	60,424	60,424	60,424
774677 Insurance Fund	144	-	-	-	-	-	-	-
775754 Maintenance Department Charges	31,163	-	23,870	-	-	-	-	-
778675 Telephone Communications	63,497	54,676	54,676	54,676	54,676	56,754	56,754	56,754
	7,640,600	7,695,689	7,803,098	7,925,726	8,037,776	7,895,184	8,141,338	8,342,736
Internal Support	7,640,600	7,695,689	7,803,098	7,925,726	8,037,776	7,895,184	8,141,338	8,342,736
Transfers/Other Sources (Uses)								
Tranfers Out								
788001 Transfers Out	54,340	56,165	56,165	56,165	56,165	56,165	56,165	56,165
	54,340	56,165	56,165	56,165	56,165	56,165	56,165	56,165
	54,340	56,165	56,165	56,165	56,165	56,165	56,165	56,165
Grand Total Expenditures	8,135,120	8,274,453	8,381,981	8,504,490	8,616,540	8,479,591	8,732,288	8,940,946

Department:	County Executive Administration	OAKLAND COUNTY, MICHIGAN						
Fund:	Budget - General Fund General Purpose	FY2024 AND FY2025 AND FY2026 County Executive Recommended Budget						

Account Number/Description	FY 2022	FY 2023		FY 2024	FY 2025	FY 2024	FY 2025	FY 2026
	Actual	Adopted Budget	Amended Budget	Amended Plan	Amended Plan	County Exec. Recommended	County Exec. Recommended	County Exec. Recommended

Revenues

Revenue									
Charges for Services									
630644	Entrance Fees Gen Admission	(75)	-	-	-	-	-	-	-
		(75)	-	-	-	-	-	-	-
ISF External Revenue									
635276	FOIA Fee	403	-	-	-	-	-	-	-
		403	-	-	-	-	-	-	-
Revenue		328	-	-	-	-	-	-	-
Grand Total Revenues		328	-	-	-	-	-	-	-

Expenditures

Personnel									
Salaries Regular									
702010	Salaries Regular	3,269,640	4,318,665	4,326,491	4,308,552	4,308,552	4,732,709	4,908,940	5,071,705
702030	Holiday	92,733	-	-	-	-	-	-	-
702050	Annual Leave	112,175	-	-	-	-	-	-	-
702073	Parental Leave	13,787	-	-	-	-	-	-	-
702080	Sick Leave	37,375	-	-	-	-	-	-	-
702200	Death Leave	2,026	-	-	-	-	-	-	-
702300	Disaster Non-Prod Salaries	8,761	-	-	-	-	-	-	-
		3,536,497	4,318,665	4,326,491	4,308,552	4,308,552	4,732,709	4,908,940	5,071,705
Fringe Benefits									
722750	Workers Compensation	3,183	5,220	5,225	5,204	5,204	5,172	5,326	5,468
722760	Group Life	7,160	9,146	9,156	9,115	9,115	10,739	11,131	11,494
722770	Retirement	865,900	1,090,137	1,091,210	1,086,656	1,086,656	1,154,357	1,194,529	1,256,179
722780	Hospitalization (Personnel)	246,589	361,630	361,630	358,482	358,482	469,904	533,105	591,108
722790	Social Security	246,199	297,541	297,865	296,443	296,443	334,804	350,779	362,693
722800	Dental	30,300	36,115	36,115	35,901	35,901	31,839	31,994	32,933
722810	Disability	45,199	63,023	63,091	62,797	62,797	75,009	77,761	80,294
722820	Unemployment Insurance (Personnel)	3,335	4,100	4,105	4,086	4,086	2,829	2,935	3,033
722850	Optical	2,795	3,563	3,563	3,532	3,532	1,015	1,089	1,142
722900	Fringe Benefit Adjustments	-	-	1,255	1,484	1,484	-	-	-
		1,450,659	1,870,475	1,873,215	1,863,700	1,863,700	2,085,668	2,208,649	2,344,343
Personnel		4,987,156	6,189,140	6,199,706	6,172,252	6,172,252	6,818,376	7,117,588	7,416,048

Operating Expenses

Contractual Services									
730982	Interpreter Fees	330	-	-	-	-	-	-	-
731073	Legal Services	41	-	-	-	-	-	-	-
731101	Library Continuations	1,207	9,700	9,700	9,700	9,700	6,000	6,000	6,000
731143	Mail Handling-Postage Svc	101	-	-	-	-	-	-	-
731213	Membership Dues	16,722	37,855	37,855	37,855	37,855	39,480	39,480	39,480

Department:	County Executive Administration	OAKLAND COUNTY, MICHIGAN							
Fund:	Budget - General Fund General Purpose	FY2024 AND FY2025 AND FY2026 County Executive Recommended Budget							

Account Number/Description	FY 2022	FY 2023		FY 2024	FY 2025	FY 2024	FY 2025	FY 2026	
	Actual	Adopted Budget	Amended Budget	Amended Plan	Amended Plan	County Exec. Recommended	County Exec. Recommended	County Exec. Recommended	
731241	Miscellaneous	-	500	500	500	500	500	500	
731339	Periodicals Books Publ Sub	993	3,800	3,800	3,800	3,800	4,300	4,300	
731346	Personal Mileage	642	6,700	6,700	6,700	6,700	5,700	5,700	
731388	Printing	131	4,185	4,185	4,185	4,185	1,859	1,859	
731458	Professional Services	545,913	535,343	1,435,343	535,343	535,343	540,093	540,093	
731598	Regranting Program	-	-	250,000	-	-	100,000	100,000	
731640	Reporter and Steno Services	-	500	500	500	500	500	500	
731773	Software Rental Lease Purchase	-	9,615	9,615	9,615	9,615	9,615	9,615	
731780	Software Support Maintenance	-	38,200	10,000	10,000	10,000	(18,200)	(18,200)	
731818	Special Event Program	1,598	150,000	150,000	150,000	150,000	153,000	153,000	
731822	Special Projects	19,639	25,000	25,000	25,000	25,000	25,000	25,000	
731941	Training	385	2,000	2,000	2,000	2,000	9,500	9,500	
732018	Travel and Conference	34,659	53,500	53,500	53,500	53,500	80,500	80,500	
732165	Workshops and Meeting	934	1,900	1,900	1,900	1,900	4,150	4,150	
730072	Advertising	-	500	500	500	500	-	-	
730324	Communications	32	-	-	-	-	-	-	
730338	Computer Research Service	10,512	10,000	10,000	10,000	10,000	11,000	11,000	
730373	Contracted Services	16,696	12,787	12,787	12,787	12,787	12,787	12,787	
730408	Court Cost	1,166	1,000	1,000	1,000	1,000	1,500	1,500	
730422	Court Transcripts	25	-	-	-	-	-	-	
730585	Employee License-Certification	317	-	-	-	-	-	-	
730646	Equipment Maintenance	-	200	200	200	200	-	-	
730730	Filing Fees	21	-	-	-	-	-	-	
730772	Freight and Express	-	400	400	400	400	-	-	
		652,064	903,685	2,025,485	875,485	875,485	987,284	987,284	992,534
Commodities									
750448	Postage - Standard Mailing	-	200	200	200	200	200	200	
750511	Special Event Supplies	211	50,000	50,000	50,000	50,000	50,000	50,000	
750049	Computer Supplies	-	2,000	2,000	2,000	2,000	-	-	
750154	Expendable Equipment	7,399	6,800	9,881	6,800	6,800	6,800	6,800	
750392	Metered Postage Expense	641	6,892	6,892	6,892	6,892	2,021	2,021	
750399	Office Supplies	8,724	21,258	21,258	21,258	21,258	24,400	24,400	
		16,975	87,150	90,231	87,150	87,150	83,421	83,421	
Capital Outlay									
760126	Capital Outlay Miscellaneous	18,944	-	-	-	-	-	-	
760160	Furniture and Fixtures	-	-	10,352	-	-	-	-	
		18,944	-	10,352	-	-	-	-	
Operating Expenses		687,984	990,835	2,126,068	962,635	962,635	1,070,705	1,070,705	1,075,955

Internal Support

Internal Services									
770631	Bldg Space Cost Allocation	328,889	308,062	308,062	345,524	348,856	317,674	347,559	355,275
771639	Drain Equipment	307	-	-	-	-	-	-	-
773630	Info Tech Development	179,845	-	64,214	-	-	-	-	-
774636	Info Tech Operations	459,380	505,942	534,142	509,234	512,113	557,329	560,479	563,352
774637	Info Tech Managed Print Svcs	7,578	22,283	22,283	22,283	22,283	22,283	22,283	22,283
774677	Insurance Fund	31,555	27,633	27,633	27,849	28,069	17,076	17,076	17,076
775754	Maintenance Department Charges	30,297	-	4,688	-	-	-	-	-

Department:		County Executive Administration		OAKLAND COUNTY, MICHIGAN					
Fund:		Budget - General Fund General Purpose		FY2024 AND FY2025 AND FY2026 County Executive Recommended Budget					
Account Number/Description		FY 2022	FY 2023		FY 2024	FY 2025	FY 2024	FY 2025	FY 2026
		Actual	Adopted Budget	Amended Budget	Amended Plan	Amended Plan	County Exec. Recommended	County Exec. Recommended	County Exec. Recommended
776659	Motor Pool Fuel Charges	79	-	-	-	-	131	131	131
776661	Motor Pool	5,601	5,961	5,961	5,961	5,961	6,313	6,313	6,313
778675	Telephone Communications	53,906	52,859	52,859	52,859	52,859	55,368	55,368	55,368
		1,097,437	922,740	1,019,842	963,710	970,141	976,174	1,009,209	1,019,798
Internal Support		1,097,437	922,740	1,019,842	963,710	970,141	976,174	1,009,209	1,019,798
Transfers/Other Sources (Uses)									
Transfers Out									
788001	Transfers Out	-	1,883,621	1,911,821	1,911,821	1,911,821	1,911,821	1,911,821	1,911,821
		-	1,883,621	1,911,821	1,911,821	1,911,821	1,911,821	1,911,821	1,911,821
Transfers/Other Sources (Uses)		-	1,883,621	1,911,821	1,911,821	1,911,821	1,911,821	1,911,821	1,911,821
Grand Total Expenditures		6,772,577	9,986,336	11,257,437	10,010,418	10,016,849	10,777,077	11,109,323	11,423,622

Department:	County Executive Administration	OAKLAND COUNTY, MICHIGAN						
Division:	Administration	FY2024 AND FY2025 AND FY2026 County Executive Recommended Budget						
Fund:	Budget - General Fund General Purpose							

Account Number/Description	FY 2022	FY 2023		FY 2024	FY 2025	FY 2024	FY 2025	FY 2026
	Actual	Adopted Budget	Amended Budget	Amended Plan	Amended Plan	County Exec. Recommended	County Exec. Recommended	County Exec. Recommended
Revenues								
Revenue								
Charges for Services								
630644 Entrance Fees Gen Admission	(75)	-	-	-	-	-	-	-
	(75)	-	-	-	-	-	-	-
Revenue	(75)	-	-	-	-	-	-	-
Grand Total Revenues	(75)	-	-	-	-	-	-	-

Expenditures

Personnel									
Salaries Regular									
702010	Salaries Regular	1,460,140	1,934,280	1,934,280	1,934,280	1,934,280	2,029,237	2,111,423	2,193,919
702030	Holiday	11,323	-	-	-	-	-	-	-
702050	Annual Leave	11,859	-	-	-	-	-	-	-
702080	Sick Leave	6,005	-	-	-	-	-	-	-
702200	Death Leave	155	-	-	-	-	-	-	-
702300	Disaster Non-Prod Salaries	460	-	-	-	-	-	-	-
		1,489,942	1,934,280	1,934,280	1,934,280	1,934,280	2,029,237	2,111,423	2,193,919
Fringe Benefits									
722750	Workers Compensation	1,341	2,126	2,126	2,126	2,126	1,509	1,505	1,500
722760	Group Life	3,114	4,102	4,102	4,102	4,102	4,470	4,649	4,829
722770	Retirement	361,611	483,597	483,597	483,597	483,597	473,443	492,111	522,094
722780	Hospitalization (Personnel)	64,079	100,501	100,501	100,501	100,501	123,003	142,217	159,850
722790	Social Security	99,592	123,426	123,426	123,426	123,426	131,725	140,139	146,005
722800	Dental	8,057	9,857	9,857	9,857	9,857	8,945	8,993	9,285
722810	Disability	18,358	26,476	26,476	26,476	26,476	31,677	32,982	34,292
722820	Unemployment Insurance (Personnel)	1,287	1,719	1,719	1,719	1,719	1,229	1,279	1,329
722850	Optical	767	1,024	1,024	1,024	1,024	278	301	318
		558,205	752,828	752,828	752,828	752,828	776,280	824,176	879,502
Personnel		2,048,147	2,687,108	2,687,108	2,687,108	2,687,108	2,805,517	2,935,600	3,073,421

Operating Expenses

Contractual Services									
730982	Interpreter Fees	330	-	-	-	-	-	-	-
731101	Library Continuations	-	3,700	3,700	3,700	3,700	-	-	-
731213	Membership Dues	11,288	4,800	4,800	4,800	4,800	6,300	6,300	6,300
731339	Periodicals Books Publ Sub	936	2,200	2,200	2,200	2,200	2,700	2,700	2,700
731346	Personal Mileage	422	4,000	4,000	4,000	4,000	3,000	3,000	3,000
731388	Printing	96	3,326	3,326	3,326	3,326	1,000	1,000	1,000
731458	Professional Services	458,459	180,000	1,080,000	180,000	180,000	240,000	240,000	240,000
731598	Regranting Program	-	-	250,000	-	-	100,000	100,000	100,000
731780	Software Support Maintenance	-	10,000	10,000	10,000	10,000	10,000	10,000	10,000
731818	Special Event Program	1,598	-	-	-	-	3,000	3,000	3,000
731822	Special Projects	19,639	25,000	25,000	25,000	25,000	25,000	25,000	25,000

Department:	County Executive Administration	OAKLAND COUNTY, MICHIGAN							
Division:	Administration	FY2024 AND FY2025 AND FY2026 County Executive Recommended Budget							
Fund:	Budget - General Fund General Purpose								

Account Number/Description	FY 2022	FY 2023		FY 2024	FY 2025	FY 2024	FY 2025	FY 2026	
	Actual	Adopted Budget	Amended Budget	Amended Plan	Amended Plan	County Exec. Recommended	County Exec. Recommended	County Exec. Recommended	
731941 Training	-	2,000	2,000	2,000	2,000	9,500	9,500	9,500	
732018 Travel and Conference	28,962	10,000	10,000	10,000	10,000	35,000	35,000	35,000	
732165 Workshops and Meeting	934	1,500	1,500	1,500	1,500	1,500	1,500	1,500	
730072 Advertising	-	500	500	500	500	-	-	-	
730324 Communications	32	-	-	-	-	-	-	-	
730373 Contracted Services	16,696	12,787	12,787	12,787	12,787	12,787	12,787	12,787	
730646 Equipment Maintenance	-	200	200	200	200	-	-	-	
730772 Freight and Express	-	400	400	400	400	-	-	-	
	539,395	260,413	1,410,413	260,413	260,413	449,787	449,787	449,787	
Commodities									
750511 Special Event Supplies	211	-	-	-	-	-	-	-	
750154 Expendable Equipment	4,180	-	-	-	-	-	-	-	
750392 Metered Postage Expense	203	5,871	5,871	5,871	5,871	1,000	1,000	1,000	
750399 Office Supplies	3,919	16,073	16,073	16,073	16,073	16,000	16,000	16,000	
	8,513	21,944	21,944	21,944	21,944	17,000	17,000	17,000	
Capital Outlay									
760126 Capital Outlay Miscellaneous	18,944	-	-	-	-	-	-	-	
760160 Furniture and Fixtures	-	-	10,352	-	-	-	-	-	
	18,944	-	10,352	-	-	-	-	-	
Operating Expenses	566,852	282,357	1,442,709	282,357	282,357	466,787	466,787	466,787	
Internal Support									
Internal Services									
770631 Bldg Space Cost Allocation	194,630	177,929	177,929	199,566	201,491	184,503	201,860	206,342	
773630 Info Tech Development	44,111	-	19,696	-	-	-	-	-	
774636 Info Tech Operations	233,003	281,242	281,242	283,232	285,343	290,782	293,345	296,061	
774637 Info Tech Managed Print Svcs	4,655	14,452	14,452	14,452	14,452	14,452	14,452	14,452	
774677 Insurance Fund	19,460	14,090	14,090	14,200	14,312	6,348	6,348	6,348	
775754 Maintenance Department Charges	28,838	-	3,567	-	-	-	-	-	
776659 Motor Pool Fuel Charges	79	-	-	-	-	131	131	131	
776661 Motor Pool	5,601	5,961	5,961	5,961	5,961	6,313	6,313	6,313	
778675 Telephone Communications	37,368	36,785	36,785	36,785	36,785	38,183	38,183	38,183	
	567,745	530,459	553,722	554,196	558,344	540,712	560,632	567,830	
Internal Support	567,745	530,459	553,722	554,196	558,344	540,712	560,632	567,830	
Grand Total Expenditures	3,182,744	3,499,924	4,683,539	3,523,661	3,527,809	3,813,016	3,963,019	4,108,037	

Department:	County Executive Administration	OAKLAND COUNTY, MICHIGAN						
Division:	Compliance Office	FY2024 AND FY2025 AND FY2026 County Executive Recommended Budget						
Fund:	Budget - General Fund General Purpose							

Account Number/Description	FY 2022	FY 2023		FY 2024	FY 2025	FY 2024	FY 2025	FY 2026
	Actual	Adopted Budget	Amended Budget	Amended Plan	Amended Plan	County Exec. Recommended	County Exec. Recommended	County Exec. Recommended

Expenditures

Personnel

Salaries Regular

702010	Salaries Regular	101,659	131,736	131,736	131,736	131,736	135,688	138,323	140,958
702030	Holiday	6,273	-	-	-	-	-	-	-
702050	Annual Leave	15,442	-	-	-	-	-	-	-
702080	Sick Leave	2,413	-	-	-	-	-	-	-
		125,786	131,736	131,736	131,736	131,736	135,688	138,323	140,958

Fringe Benefits

722750	Workers Compensation	113	145	145	145	145	109	111	113
722760	Group Life	273	285	285	285	285	311	317	323
722770	Retirement	31,486	34,659	34,659	34,659	34,659	33,224	33,863	35,223
722780	Hospitalization (Personnel)	10,839	12,592	12,592	12,592	12,592	15,223	17,340	19,282
722790	Social Security	9,549	10,078	10,078	10,078	10,078	10,380	10,582	10,783
722800	Dental	910	907	907	907	907	755	759	782
722810	Disability	1,984	2,078	2,078	2,078	2,078	2,191	2,233	2,276
722820	Unemployment Insurance (Personnel)	126	132	132	132	132	81	83	85
722850	Optical	92	92	92	92	92	26	28	29
		55,372	60,968	60,968	60,968	60,968	62,300	65,315	68,894

Personnel

181,159	192,704	192,704	192,704	192,704	192,704	197,989	203,638	209,852
----------------	----------------	----------------	----------------	----------------	----------------	----------------	----------------	----------------

Operating Expenses

Contractual Services

731213	Membership Dues	1,035	1,475	1,475	1,475	1,475	1,475	1,475	1,475
731339	Periodicals Books Publ Sub	-	100	100	100	100	100	100	100
731346	Personal Mileage	-	200	200	200	200	200	200	200
731458	Professional Services	86,631	255,343	255,343	255,343	255,343	205,343	205,343	205,343
731773	Software Rental Lease Purchase	-	9,615	9,615	9,615	9,615	9,615	9,615	9,615
732018	Travel and Conference	1,529	4,000	4,000	4,000	4,000	4,000	4,000	4,000
		89,195	270,733	270,733	270,733	270,733	220,733	220,733	220,733

Commodities

750154	Expendable Equipment	-	500	500	500	500	500	500	500
750392	Metered Postage Expense	1	20	20	20	20	20	20	20
750399	Office Supplies	59	400	400	400	400	400	400	400
		59	920	920	920	920	920	920	920

Operating Expenses

89,254	271,653	271,653	271,653	271,653	271,653	221,653	221,653	221,653
---------------	----------------	----------------	----------------	----------------	----------------	----------------	----------------	----------------

Internal Support

Internal Services

770631	Bldg Space Cost Allocation	19,204	17,793	17,793	19,957	20,149	13,473	14,740	15,068
773630	Info Tech Development	3,624	-	660	-	-	-	-	-
774636	Info Tech Operations	30,761	56,256	56,256	57,558	58,326	98,103	98,690	98,847
774637	Info Tech Managed Print Svcs	144	1,795	1,795	1,795	1,795	1,795	1,795	1,795

Department:	County Executive Administration	OAKLAND COUNTY, MICHIGAN							
Division:	Compliance Office								
Fund:	Budget - General Fund General Purpose								
		FY2024 AND FY2025 AND FY2026 County Executive Recommended Budget							

Account Number/Description	FY 2022	FY 2023		FY 2024	FY 2025	FY 2024	FY 2025	FY 2026
	Actual	Adopted Budget	Amended Budget	Amended Plan	Amended Plan	County Exec. Recommended	County Exec. Recommended	County Exec. Recommended
774677 Insurance Fund	1,170	1,309	1,309	1,319	1,330	449	449	449
778675 Telephone Communications	3,149	3,196	3,196	3,196	3,196	3,317	3,317	3,317
	58,052	80,349	81,009	83,825	84,796	117,137	118,991	119,476
Internal Support	58,052	80,349	81,009	83,825	84,796	117,137	118,991	119,476
Grand Total Expenditures	328,465	544,706	545,366	548,182	549,153	536,779	544,282	550,981

Department:	County Executive Administration	OAKLAND COUNTY, MICHIGAN						
Division:	Diversity, Equity and Inclusion	FY2024 AND FY2025 AND FY2026 County Executive Recommended Budget						
Fund:	Budget - General Fund General Purpose							

Account Number/Description	FY 2022	FY 2023		FY 2024	FY 2025	FY 2024	FY 2025	FY 2026
	Actual	Adopted Budget	Amended Budget	Amended Plan	Amended Plan	County Exec. Recommended	County Exec. Recommended	County Exec. Recommended

Expenditures

Personnel

Salaries Regular

702010	Salaries Regular	-	49,592	49,592	49,592	49,592	306,040	319,807	333,664
		-	49,592	49,592	49,592	49,592	306,040	319,807	333,664

Fringe Benefits

722750	Workers Compensation	-	526	526	526	526	2,285	2,379	2,472
722760	Group Life	-	129	129	129	129	780	815	850
722770	Retirement	-	12,304	12,304	12,304	12,304	75,843	79,138	82,757
722780	Hospitalization (Personnel)	-	12,592	12,592	12,592	12,592	45,672	47,788	49,730
722790	Social Security	-	3,794	3,794	3,794	3,794	23,413	24,465	25,525
722800	Dental	-	857	857	857	857	2,142	2,145	2,167
722810	Disability	-	793	793	793	793	4,649	4,860	5,071
722820	Unemployment Insurance (Personnel)	-	50	50	50	50	184	192	200
722850	Optical	-	125	125	125	125	105	107	109
		-	31,170	31,170	31,170	31,170	155,072	161,888	168,881

Personnel		-	80,762	80,762	80,762	80,762	461,112	481,695	502,544
------------------	--	---	---------------	---------------	---------------	---------------	----------------	----------------	----------------

Operating Expenses

Contractual Services

731213	Membership Dues	-	20,000	20,000	20,000	20,000	20,000	20,000	20,000
731458	Professional Services	-	100,000	100,000	100,000	100,000	94,750	94,750	100,000
731818	Special Event Program	-	150,000	150,000	150,000	150,000	150,000	150,000	150,000
732018	Travel and Conference	-	30,000	30,000	30,000	30,000	30,000	30,000	30,000
		-	300,000	300,000	300,000	300,000	294,750	294,750	300,000

Commodities

750511	Special Event Supplies	-	50,000	50,000	50,000	50,000	50,000	50,000	50,000
		-	50,000	50,000	50,000	50,000	50,000	50,000	50,000

Operating Expenses		-	350,000	350,000	350,000	350,000	344,750	344,750	350,000
---------------------------	--	---	----------------	----------------	----------------	----------------	----------------	----------------	----------------

Internal Support

Internal Services

774636	Info Tech Operations	-	3,352	3,352	3,352	3,352	3,352	3,352	3,352
778675	Telephone Communications	-	415	415	415	415	431	431	431
		-	3,767	3,767	3,767	3,767	3,783	3,783	3,783

Internal Support		-	3,767	3,767	3,767	3,767	3,783	3,783	3,783
-------------------------	--	---	--------------	--------------	--------------	--------------	--------------	--------------	--------------

Grand Total Expenditures		-	434,529	434,529	434,529	434,529	809,645	830,228	856,327
---------------------------------	--	---	----------------	----------------	----------------	----------------	----------------	----------------	----------------

Department:	County Executive Administration	OAKLAND COUNTY, MICHIGAN						
Division:	Corporation Counsel							
Fund:	Budget - General Fund General Purpose	FY2024 AND FY2025 AND FY2026 County Executive Recommended Budget						

Account Number/Description	FY 2022	FY 2023		FY 2024	FY 2025	FY 2024	FY 2025	FY 2026
	Actual	Adopted Budget	Amended Budget	Amended Plan	Amended Plan	County Exec. Recommended	County Exec. Recommended	County Exec. Recommended
Revenues								
Revenue								
ISF External Revenue								
635276 FOIA Fee	403	-	-	-	-	-	-	-
	403	-	-	-	-	-	-	-
Revenue	403	-	-	-	-	-	-	-
Grand Total Revenues	403	-	-	-	-	-	-	-

Expenditures

Personnel								
Salaries Regular								
702010 Salaries Regular	1,661,199	2,145,581	2,145,581	2,131,229	2,131,229	2,195,885	2,269,719	2,331,972
702030 Holiday	72,400	-	-	-	-	-	-	-
702050 Annual Leave	80,305	-	-	-	-	-	-	-
702073 Parental Leave	13,787	-	-	-	-	-	-	-
702080 Sick Leave	27,904	-	-	-	-	-	-	-
702200 Death Leave	1,870	-	-	-	-	-	-	-
702300 Disaster Non-Prod Salaries	8,301	-	-	-	-	-	-	-
	1,865,766	2,145,581	2,145,581	2,131,229	2,131,229	2,195,885	2,269,719	2,331,972
Fringe Benefits								
722750 Workers Compensation	1,680	2,360	2,360	2,344	2,344	1,217	1,276	1,326
722760 Group Life	3,653	4,505	4,505	4,474	4,474	5,026	5,190	5,329
722770 Retirement	459,610	545,024	545,024	541,543	541,543	556,410	573,096	599,053
722780 Hospitalization (Personnel)	157,459	219,434	219,434	216,286	216,286	266,044	303,024	336,963
722790 Social Security	133,004	155,846	155,846	154,748	154,748	164,248	170,263	174,933
722800 Dental	19,778	22,945	22,945	22,731	22,731	18,706	18,800	19,364
722810 Disability	23,989	32,769	32,769	32,543	32,543	35,428	36,561	37,506
722820 Unemployment Insurance (Personnel)	1,867	2,142	2,142	2,128	2,128	1,296	1,340	1,377
722850 Optical	1,828	2,214	2,214	2,183	2,183	577	621	652
	802,867	987,239	987,239	978,980	978,980	1,048,953	1,110,170	1,176,502
Personnel	2,668,633	3,132,820	3,132,820	3,110,209	3,110,209	3,244,838	3,379,889	3,508,474

Operating Expenses

Contractual Services								
731073 Legal Services	41	-	-	-	-	-	-	-
731101 Library Continuations	1,207	6,000	6,000	6,000	6,000	6,000	6,000	6,000
731143 Mail Handling-Postage Svc	101	-	-	-	-	-	-	-
731213 Membership Dues	4,399	11,580	11,580	11,580	11,580	11,705	11,705	11,705
731241 Miscellaneous	-	500	500	500	500	500	500	500
731339 Periodicals Books Publ Sub	57	1,500	1,500	1,500	1,500	1,500	1,500	1,500
731346 Personal Mileage	219	2,500	2,500	2,500	2,500	2,500	2,500	2,500
731388 Printing	35	859	859	859	859	859	859	859
731458 Professional Services	823	-	-	-	-	-	-	-
731640 Reporter and Steno Services	-	500	500	500	500	500	500	500

Department:	County Executive Administration	OAKLAND COUNTY, MICHIGAN						
Division:	Corporation Counsel	FY2024 AND FY2025 AND FY2026 County Executive Recommended Budget						
Fund:	Budget - General Fund General Purpose							

Account Number/Description	FY 2022	FY 2023		FY 2024	FY 2025	FY 2024	FY 2025	FY 2026
	Actual	Adopted Budget	Amended Budget	Amended Plan	Amended Plan	County Exec. Recommended	County Exec. Recommended	County Exec. Recommended
731780 Software Support Maintenance	-	28,200	-	-	-	(28,200)	(28,200)	(28,200)
731941 Training	385	-	-	-	-	-	-	-
732018 Travel and Conference	4,168	9,500	9,500	9,500	9,500	11,500	11,500	11,500
732165 Workshops and Meeting	-	400	400	400	400	400	400	400
730338 Computer Research Service	10,512	10,000	10,000	10,000	10,000	11,000	11,000	11,000
730408 Court Cost	1,166	1,000	1,000	1,000	1,000	1,500	1,500	1,500
730422 Court Transcripts	25	-	-	-	-	-	-	-
730585 Employee License-Certification	317	-	-	-	-	-	-	-
730730 Filing Fees	21	-	-	-	-	-	-	-
	23,475	72,539	44,339	44,339	44,339	19,764	19,764	19,764
Commodities								
750448 Postage - Standard Mailing	-	200	200	200	200	200	200	200
750049 Computer Supplies	-	2,000	2,000	2,000	2,000	-	-	-
750154 Expendable Equipment	3,219	6,300	9,381	6,300	6,300	6,300	6,300	6,300
750392 Metered Postage Expense	438	1,001	1,001	1,001	1,001	1,001	1,001	1,001
750399 Office Supplies	4,747	4,785	4,785	4,785	4,785	5,000	5,000	5,000
	8,403	14,286	17,367	14,286	14,286	12,501	12,501	12,501
Operating Expenses	31,878	86,825	61,706	58,625	58,625	32,265	32,265	32,265
Internal Support								
Internal Services								
770631 Bldg Space Cost Allocation	115,055	112,340	112,340	126,001	127,216	119,698	130,958	133,866
771639 Drain Equipment	307	-	-	-	-	-	-	-
773630 Info Tech Development	72,653	-	28,375	-	-	-	-	-
774636 Info Tech Operations	192,356	161,832	190,032	161,832	161,832	161,832	161,832	161,832
774637 Info Tech Managed Print Svcs	2,779	6,036	6,036	6,036	6,036	6,036	6,036	6,036
774677 Insurance Fund	10,925	12,234	12,234	12,330	12,427	10,279	10,279	10,279
775754 Maintenance Department Charges	1,459	-	1,121	-	-	-	-	-
778675 Telephone Communications	12,801	12,127	12,127	12,127	12,127	12,588	12,588	12,588
	408,334	304,569	362,265	318,326	319,638	310,433	321,693	324,601
Internal Support	408,334	304,569	362,265	318,326	319,638	310,433	321,693	324,601
Transfers/Other Sources (Uses)								
Transfers Out								
788001 Transfers Out	-	-	28,200	28,200	28,200	28,200	28,200	28,200
	-	-	28,200	28,200	28,200	28,200	28,200	28,200
	-	-	28,200	28,200	28,200	28,200	28,200	28,200
Grand Total Expenditures	3,108,844	3,524,214	3,584,991	3,515,360	3,516,672	3,615,736	3,762,047	3,893,539

Department:	County Executive Administration	OAKLAND COUNTY, MICHIGAN						
Division:	Indigent Defense Services Office							
Fund:	Budget - General Fund General Purpose	FY2024 AND FY2025 AND FY2026 County Executive Recommended Budget						

Account Number/Description	FY 2022	FY 2023		FY 2024	FY 2025	FY 2024	FY 2025	FY 2026
	Actual	Adopted Budget	Amended Budget	Amended Plan	Amended Plan	County Exec. Recommended	County Exec. Recommended	County Exec. Recommended

Expenditures

Personnel

Salaries Regular

702010	Salaries Regular	46,642	57,476	65,302	61,715	61,715	65,858	69,668	71,193
702030	Holiday	2,737	-	-	-	-	-	-	-
702050	Annual Leave	4,570	-	-	-	-	-	-	-
702080	Sick Leave	1,053	-	-	-	-	-	-	-
		55,002	57,476	65,302	61,715	61,715	65,858	69,668	71,193

Fringe Benefits

722750	Workers Compensation	49	63	68	63	63	53	56	57
722760	Group Life	120	125	135	125	125	151	160	163
722770	Retirement	13,193	14,553	15,626	14,553	14,553	15,437	16,322	17,052
722780	Hospitalization (Personnel)	14,212	16,511	16,511	16,511	16,511	19,962	22,737	25,283
722790	Social Security	4,053	4,397	4,721	4,397	4,397	5,038	5,330	5,446
722800	Dental	1,555	1,549	1,549	1,549	1,549	1,290	1,297	1,336
722810	Disability	868	907	975	907	907	1,063	1,125	1,149
722820	Unemployment Insurance (Personnel)	55	57	62	57	57	40	42	43
722850	Optical	108	108	108	108	108	30	32	34
722900	Fringe Benefit Adjustments	-	-	1,255	1,484	1,484	-	-	-
		34,214	38,270	41,010	39,754	39,754	43,063	47,099	50,564

Personnel		89,216	95,746	106,312	101,469	101,469	108,921	116,767	121,757
------------------	--	---------------	---------------	----------------	----------------	----------------	----------------	----------------	----------------

Internal Support

Internal Services

773630	Info Tech Development	59,458	-	15,483	-	-	-	-	-
774636	Info Tech Operations	3,260	3,260	3,260	3,260	3,260	3,260	3,260	3,260
778675	Telephone Communications	589	336	336	336	336	849	849	849
		63,307	3,596	19,079	3,596	3,596	4,109	4,109	4,109

Internal Support		63,307	3,596	19,079	3,596	3,596	4,109	4,109	4,109
-------------------------	--	---------------	--------------	---------------	--------------	--------------	--------------	--------------	--------------

Transfers/Other Sources (Uses)

Transfers Out

788001	Transfers Out	-	1,883,621	1,883,621	1,883,621	1,883,621	1,883,621	1,883,621	1,883,621
		-	1,883,621	1,883,621	1,883,621	1,883,621	1,883,621	1,883,621	1,883,621

Transfers/Other Sources (Uses)		-	1,883,621	1,883,621	1,883,621	1,883,621	1,883,621	1,883,621	1,883,621
Grand Total Expenditures		152,523	1,982,963	2,009,012	1,988,686	1,988,686	1,996,651	2,004,497	2,009,487

Department:	Management and Budget	OAKLAND COUNTY, MICHIGAN						
Fund:	Budget - General Fund General Purpose	FY2024 AND FY2025 AND FY2026 County Executive Recommended Budget						

Account Number/Description	FY 2022	FY 2023		FY 2024	FY 2025	FY 2024	FY 2025	FY 2026
	Actual	Adopted Budget	Amended Budget	Amended Plan	Amended Plan	County Exec. Recommended	County Exec. Recommended	County Exec. Recommended

Revenues

Revenue		FY 2022	FY 2023	FY 2024	FY 2025	FY 2024	FY 2025	FY 2026
		Actual	Adopted Budget	Amended Budget	Amended Plan	Amended Plan	County Exec. Recommended	County Exec. Recommended
Charges for Services								
630140	Board and Care	-	-	(260,000)	(280,000)	(280,000)	-	-
630399	Court Ordered Board and Care	212,146	280,000	280,000	280,000	280,000	-	-
631064	Late Penalty	155,199	120,000	120,000	120,000	120,000	72,000	72,000
631743	Refunds Miscellaneous	388,373	565,690	565,690	715,690	715,690	715,690	715,690
631799	Reimb Contracts	5,813	11,000	5,500	5,500	5,500	5,500	5,500
631813	Reimb Equalization Services	3,468,914	3,514,475	3,589,475	3,514,475	3,514,475	3,655,054	3,801,256
631820	Reimb Filing Fees	16,309	3,600	3,600	3,600	3,600	2,160	2,160
631862	Reimb Postage	1,514	1,000	1,000	1,000	1,000	1,000	1,000
632233	Tax Intercept Fee	64,727	90,000	90,000	90,000	90,000	54,000	54,000
		4,312,995	4,585,765	4,395,265	4,450,265	4,450,265	4,505,404	4,651,606
ISF External Revenue								
635276	FOIA Fee	217	-	-	-	-	-	-
		217	-	-	-	-	-	-
Investment Income								
655077	Accrued Interest Adjustments	930	-	-	-	-	-	-
655385	Income from Investments	266,312	-	-	-	-	-	-
		267,242	-	-	-	-	-	-
Other Revenues								
670057	Adjustment Prior Years Revenue	113,297	-	-	-	-	-	-
		113,297	-	-	-	-	-	-
Revenue		4,693,752	4,585,765	4,395,265	4,450,265	4,450,265	4,505,404	4,803,656
Grand Total Revenues		4,693,752	4,585,765	4,395,265	4,450,265	4,450,265	4,505,404	4,803,656

Expenditures

Personnel		FY 2022	FY 2023	FY 2024	FY 2025	FY 2024	FY 2025	FY 2026
		Actual	Adopted Budget	Amended Budget	Amended Plan	Amended Plan	County Exec. Recommended	County Exec. Recommended
Salaries Regular								
702010	Salaries Regular	10,028,225	13,372,503	13,141,243	12,909,983	12,909,983	13,090,321	13,979,375
702030	Holiday	566,022	-	-	-	-	-	-
702050	Annual Leave	717,177	-	-	-	-	-	-
702073	Parental Leave	33,452	-	-	-	-	-	-
702080	Sick Leave	253,834	-	-	-	-	-	-
702120	Jury Duty	584	-	-	-	-	-	-
702200	Death Leave	19,526	-	-	-	-	-	-
702240	Salary Adjustments	-	654	654	654	654	654	654
702300	Disaster Non-Prod Salaries	39,970	-	-	-	-	-	-
712020	Overtime	97,495	128,100	128,100	128,100	128,100	128,100	128,100
712040	Holiday Overtime	1,466	-	-	-	-	-	-
		11,757,749	13,501,257	13,269,997	13,038,737	13,038,737	13,219,075	14,108,129

Department: Management and Budget		OAKLAND COUNTY, MICHIGAN							
Fund: Budget - General Fund General Purpose		FY2024 AND FY2025 AND FY2026 County Executive Recommended Budget							
Account Number/Description		FY 2022	FY 2023		FY 2024	FY 2025	FY 2024	FY 2025	FY 2026
		Actual	Adopted Budget	Amended Budget	Amended Plan	Amended Plan	County Exec. Recommended	County Exec. Recommended	County Exec. Recommended
Fringe Benefits									
722750	Workers Compensation	44,810	56,455	56,455	56,455	56,455	43,396	44,894	46,300
722760	Group Life	24,526	29,043	29,043	29,043	29,043	30,407	31,434	32,361
722770	Retirement	3,215,803	3,507,978	3,507,978	3,507,978	3,507,978	3,460,173	3,566,523	3,736,119
722780	Hospitalization (Personnel)	1,601,479	2,036,212	2,036,212	2,036,212	2,036,212	2,392,149	2,728,886	3,037,858
722790	Social Security	880,859	1,024,846	1,024,846	1,024,846	1,024,846	1,010,307	1,046,114	1,077,582
722800	Dental	174,786	186,445	186,445	186,445	186,445	150,154	150,869	155,418
722810	Disability	176,581	211,128	211,128	211,128	211,128	214,465	221,750	228,288
722820	Unemployment Insurance (Personnel)	11,759	13,674	13,674	13,674	13,674	8,122	8,403	8,656
722850	Optical	16,518	18,118	18,118	18,118	18,118	4,833	5,204	5,470
722900	Fringe Benefit Adjustments	-	(106,113)	(230,801)	(355,490)	(355,490)	(249,377)	(249,377)	(249,377)
		6,147,120	6,977,786	6,853,098	6,728,409	6,728,409	7,064,628	7,554,700	8,078,673
Personnel		17,904,869	20,479,043	20,123,095	19,767,146	19,767,146	20,283,703	21,241,219	22,186,802
Operating Expenses									
Contractual Services									
731101	Library Continuations	-	500	500	500	500	500	500	500
731213	Membership Dues	28,939	45,759	45,759	45,759	45,759	50,062	51,669	53,339
731339	Periodicals Books Publ Sub	264	2,075	2,075	2,075	2,075	2,175	2,175	2,175
731346	Personal Mileage	55,211	80,441	80,441	80,441	80,441	82,788	85,206	87,697
731388	Printing	59,391	93,464	88,959	88,464	88,464	95,848	99,909	104,173
731458	Professional Services	98,444	463,000	634,385	433,000	433,000	417,000	420,900	425,190
731528	Publishing Legal Notices	1,636	5,231	5,231	5,231	5,231	5,320	5,413	5,510
731577	Refund Prior Years Revenue	4,386	-	-	-	-	-	-	-
731941	Training	2,760	69,500	76,500	69,500	69,500	96,188	97,944	99,769
732018	Travel and Conference	12,296	8,100	8,100	8,100	8,100	8,100	8,100	8,100
732165	Workshops and Meeting	278	-	-	-	-	-	-	-
730585	Employee License-Certification	4,714	-	-	-	-	-	-	-
730646	Equipment Maintenance	959	1,600	1,600	1,600	1,600	1,600	1,600	1,600
730730	Filing Fees	35,332	28,000	28,000	28,000	28,000	28,000	28,000	28,000
		304,609	797,670	971,550	762,670	762,670	787,581	801,416	816,053
Commodities									
750448	Postage - Standard Mailing	312	200	200	200	200	208	216	225
750462	Provisions	-	1,500	1,500	1,500	1,500	1,500	1,500	1,500
750581	Uniforms	-	7,859	7,859	7,859	7,859	8,173	8,500	8,840
750140	Employee Footwear	6,806	12,925	12,925	12,925	12,925	13,442	13,960	14,539
750154	Expendable Equipment	85,709	33,400	36,704	28,400	28,400	28,916	29,453	30,011
750392	Metered Postage Expense	149,713	202,774	182,774	182,774	182,774	187,123	191,698	196,456
750399	Office Supplies	48,285	64,002	61,002	61,002	61,002	62,766	64,653	66,615
		290,826	322,660	302,964	294,660	294,660	302,128	309,980	318,186
Operating Expenses		595,435	1,120,330	1,274,514	1,057,330	1,057,330	1,089,709	1,111,396	1,134,239

Department: Management and Budget		OAKLAND COUNTY, MICHIGAN							
Fund: Budget - General Fund General Purpose		FY2024 AND FY2025 AND FY2026 County Executive Recommended Budget							
Account Number/Description		FY 2022	FY 2023		FY 2024	FY 2025	FY 2024	FY 2025	FY 2026
		Actual	Adopted Budget	Amended Budget	Amended Plan	Amended Plan	County Exec. Recommended	County Exec. Recommended	County Exec. Recommended
Internal Support									
Internal Services									
770631	Bldg Space Cost Allocation	763,396	722,107	722,107	809,917	817,730	746,873	817,134	835,275
772618	Equipment Rental	7,680	7,680	7,680	7,680	7,680	7,680	7,680	7,680
773535	Info Tech CLEMIS	18,112	17,073	12,773	12,773	12,773	12,773	12,773	12,773
773630	Info Tech Development	640,047	-	359,377	-	-	-	-	-
774636	Info Tech Operations	2,561,087	2,447,936	2,408,436	2,369,799	2,371,743	2,682,636	2,754,248	2,830,336
774637	Info Tech Managed Print Svcs	30,581	56,050	55,500	54,950	54,950	54,950	54,950	54,950
774677	Insurance Fund	173,834	164,433	164,433	165,725	167,021	244,173	244,173	244,173
775754	Maintenance Department Charges	22,100	-	1,540	-	-	-	-	-
776661	Motor Pool	14	-	-	-	-	-	-	-
778675	Telephone Communications	154,682	130,040	128,390	126,740	126,740	131,683	131,683	131,683
		4,371,532	3,545,319	3,860,236	3,547,584	3,558,637	3,880,768	4,022,641	4,116,870
Internal Support		4,371,532	3,545,319	3,860,236	3,547,584	3,558,637	3,880,768	4,022,641	4,116,870
Grand Total Expenditures		22,871,836	25,144,692	25,257,845	24,372,060	24,383,113	25,254,180	26,375,256	27,437,910

Department:	Management and Budget	OAKLAND COUNTY, MICHIGAN						
Division:	Management and Budget Administration							
Fund:	Budget - General Fund General Purpose	FY2024 AND FY2025 AND FY2026 County Executive Recommended Budget						

Account Number/Description	FY 2022	FY 2023		FY 2024	FY 2025	FY 2024	FY 2025	FY 2026
	Actual	Adopted Budget	Amended Budget	Amended Plan	Amended Plan	County Exec. Recommended	County Exec. Recommended	County Exec. Recommended

Expenditures

Personnel

Salaries Regular

702010	Salaries Regular	186,257	194,633	194,633	194,633	194,633	162,732	165,869	168,992
		186,257	194,633	194,633	194,633	194,633	162,732	165,869	168,992

Fringe Benefits

722750	Workers Compensation	168	214	214	214	214	160	163	167
722760	Group Life	404	421	421	421	421	361	368	375
722770	Retirement	45,440	50,038	50,038	50,038	50,038	38,436	39,189	41,007
722780	Hospitalization (Personnel)	13,791	16,511	16,511	16,511	16,511	18,674	21,423	23,943
722790	Social Security	11,968	11,936	11,936	11,936	11,936	9,753	10,623	11,141
722800	Dental	1,555	1,549	1,549	1,549	1,549	461	451	473
722810	Disability	2,938	3,071	3,071	3,071	3,071	2,671	2,723	2,774
722820	Unemployment Insurance (Personnel)	186	195	195	195	195	97	100	101
722850	Optical	154	153	153	153	153	(43)	(42)	(42)
		76,604	84,088	84,088	84,088	84,088	70,570	74,998	79,938

Personnel

		262,860	278,721	278,721	278,721	278,721	233,301	240,867	248,930
--	--	----------------	----------------	----------------	----------------	----------------	----------------	----------------	----------------

Operating Expenses

Contractual Services

731213	Membership Dues	1,123	1,000	1,000	1,000	1,000	1,000	1,000	1,000
731339	Periodicals Books Publ Sub	135	-	-	-	-	-	-	-
731346	Personal Mileage	-	492	492	492	492	492	492	492
731388	Printing	-	425	425	425	425	425	425	425
731941	Training	-	2,000	2,000	2,000	2,000	2,000	2,000	2,000
732018	Travel and Conference	3,027	-	-	-	-	-	-	-
		4,285	3,917	3,917	3,917	3,917	3,917	3,917	3,917

Commodities

750399	Office Supplies	555	100	100	100	100	100	100	100
		555	100	100	100	100	100	100	100

Operating Expenses

		4,840	4,017	4,017	4,017	4,017	4,017	4,017	4,017
--	--	--------------	--------------	--------------	--------------	--------------	--------------	--------------	--------------

Internal Support

Internal Services

770631	Bldg Space Cost Allocation	50,473	46,763	46,763	52,449	52,955	47,459	51,923	53,076
774636	Info Tech Operations	25	-	-	-	-	-	-	-
774677	Insurance Fund	123,832	110,437	110,437	111,306	112,176	163,744	163,744	163,744
		174,330	157,200	157,200	163,755	165,131	211,203	215,667	216,820

Internal Support

		174,330	157,200	157,200	163,755	165,131	211,203	215,667	216,820
--	--	----------------	----------------	----------------	----------------	----------------	----------------	----------------	----------------

Grand Total Expenditures

		442,030	439,938	439,938	446,493	447,869	448,521	460,552	469,767
--	--	----------------	----------------	----------------	----------------	----------------	----------------	----------------	----------------

Department:	Management and Budget	OAKLAND COUNTY, MICHIGAN						
Division:	Purchasing	FY2024 AND FY2025 AND FY2026 County Executive Recommended Budget						
Fund:	Budget - General Fund General Purpose							

Account Number/Description	FY 2022	FY 2023		FY 2024	FY 2025	FY 2024	FY 2025	FY 2026
	Actual	Adopted Budget	Amended Budget	Amended Plan	Amended Plan	County Exec. Recommended	County Exec. Recommended	County Exec. Recommended
Revenues								
Revenue								
Charges for Services								
631743 Refunds Miscellaneous	388,373	565,690	565,690	715,690	715,690	715,690	715,690	715,690
	388,373	565,690	565,690	715,690	715,690	715,690	715,690	715,690
Revenue	388,373	565,690	565,690	715,690	715,690	715,690	715,690	715,690
Grand Total Revenues	388,373	565,690	565,690	715,690	715,690	715,690	715,690	715,690

Expenditures

Personnel								
Salaries Regular								
702010 Salaries Regular	652,602	940,920	940,920	940,920	940,920	991,838	1,020,843	1,047,335
702030 Holiday	39,720	-	-	-	-	-	-	-
702050 Annual Leave	49,936	-	-	-	-	-	-	-
702080 Sick Leave	12,552	-	-	-	-	-	-	-
702200 Death Leave	1,053	-	-	-	-	-	-	-
702300 Disaster Non-Prod Salaries	2,818	-	-	-	-	-	-	-
712020 Overtime	5,684	3,800	3,800	3,800	3,800	3,800	3,800	3,800
	764,365	944,720	944,720	944,720	944,720	995,638	1,024,643	1,051,135
Fringe Benefits								
722750 Workers Compensation	688	934	934	934	934	793	817	838
722760 Group Life	1,511	1,848	1,848	1,848	1,848	2,277	2,342	2,405
722770 Retirement	206,358	225,115	225,115	225,115	225,115	257,473	264,485	276,288
722780 Hospitalization (Personnel)	99,370	128,098	128,098	128,098	128,098	163,616	186,359	207,231
722790 Social Security	57,765	65,166	65,166	65,166	65,166	75,876	78,094	80,121
722800 Dental	12,358	13,326	13,326	13,326	13,326	11,329	11,385	11,727
722810 Disability	11,309	13,441	13,441	13,441	13,441	16,014	16,483	16,910
722820 Unemployment Insurance (Personnel)	765	851	851	851	851	595	613	628
722850 Optical	1,130	1,255	1,255	1,255	1,255	374	402	422
722900 Fringe Benefit Adjustments	-	45,363	45,363	45,363	45,363	-	-	-
	391,254	495,397	495,397	495,397	495,397	528,348	560,979	596,571
Personnel	1,155,619	1,440,117	1,440,117	1,440,117	1,440,117	1,523,986	1,585,621	1,647,705

Operating Expenses

Contractual Services								
731213 Membership Dues	1,765	2,000	2,000	2,000	2,000	2,000	2,000	2,000
731339 Periodicals Books Publ Sub	129	75	75	75	75	175	175	175
731346 Personal Mileage	25	200	200	200	200	200	200	200
731388 Printing	-	400	400	400	400	400	400	400
732018 Travel and Conference	299	8,100	8,100	8,100	8,100	8,100	8,100	8,100
	2,218	10,775	10,775	10,775	10,775	10,875	10,875	10,875

Department:	Management and Budget	OAKLAND COUNTY, MICHIGAN						
Division:	Purchasing	FY2024 AND FY2025 AND FY2026 County Executive Recommended Budget						
Fund:	Budget - General Fund General Purpose							

Account Number/Description	FY 2022	FY 2023		FY 2024	FY 2025	FY 2024	FY 2025	FY 2026
	Actual	Adopted Budget	Amended Budget	Amended Plan	Amended Plan	County Exec. Recommended	County Exec. Recommended	County Exec. Recommended
Commodities								
750154 Expendable Equipment	-	500	500	500	500	500	500	500
750392 Metered Postage Expense	-	100	100	100	100	50	50	50
750399 Office Supplies	649	550	550	550	550	500	500	500
	649	1,150	1,150	1,150	1,150	1,050	1,050	1,050
Operating Expenses	2,867	11,925	11,925	11,925	11,925	11,925	11,925	11,925
Internal Support								
Internal Services								
770631 Bldg Space Cost Allocation	121,149	112,244	112,244	125,894	127,108	113,915	124,632	127,399
772618 Equipment Rental	1,680	1,680	1,680	1,680	1,680	1,680	1,680	1,680
773630 Info Tech Development	6,286	-	-	-	-	-	-	-
774636 Info Tech Operations	653,750	586,733	586,733	586,733	586,733	743,522	778,467	815,510
774637 Info Tech Managed Print Svcs	434	250	250	250	250	250	250	250
774677 Insurance Fund	3,115	3,341	3,341	3,368	3,394	4,812	4,812	4,812
778675 Telephone Communications	10,092	9,002	9,002	9,002	9,002	9,344	9,344	9,344
	796,507	713,250	713,250	726,927	728,167	873,523	919,185	958,995
Internal Support	796,507	713,250	713,250	726,927	728,167	873,523	919,185	958,995
Grand Total Expenditures	1,954,993	2,165,292	2,165,292	2,178,969	2,180,209	2,409,434	2,516,731	2,618,625

Department:	Management and Budget	OAKLAND COUNTY, MICHIGAN						
Division:	Equalization Administration	FY2024 AND FY2025 AND FY2026 County Executive Recommended Budget						
Fund:	Budget - General Fund General Purpose							

Account Number/Description	FY 2022	FY 2023		FY 2024	FY 2025	FY 2024	FY 2025	FY 2026
	Actual	Adopted Budget	Amended Budget	Amended Plan	Amended Plan	County Exec. Recommended	County Exec. Recommended	County Exec. Recommended
Revenues								
Revenue								
Charges for Services								
631813 Reimb Equalization Services	3,468,914	3,514,475	3,589,475	3,514,475	3,514,475	3,655,054	3,801,256	3,953,306
	3,468,914	3,514,475	3,589,475	3,514,475	3,514,475	3,655,054	3,801,256	3,953,306
Other Revenues								
670057 Adjustment Prior Years Revenue	113,297	-	-	-	-	-	-	-
	113,297	-	-	-	-	-	-	-
Revenue	3,582,211	3,514,475	3,589,475	3,514,475	3,514,475	3,655,054	3,801,256	3,953,306
Grand Total Revenues	3,582,211	3,514,475	3,589,475	3,514,475	3,514,475	3,655,054	3,801,256	3,953,306

Expenditures								
Personnel								
Salaries Regular								
702010 Salaries Regular	4,507,035	6,194,211	6,194,211	6,194,211	6,194,211	6,103,308	6,308,163	6,502,141
702030 Holiday	261,846	-	-	-	-	-	-	-
702050 Annual Leave	357,219	-	-	-	-	-	-	-
702073 Parental Leave	19,043	-	-	-	-	-	-	-
702080 Sick Leave	112,495	-	-	-	-	-	-	-
702120 Jury Duty	584	-	-	-	-	-	-	-
702200 Death Leave	6,480	-	-	-	-	-	-	-
702240 Salary Adjustments	-	654	654	654	654	654	654	654
702300 Disaster Non-Prod Salaries	21,469	-	-	-	-	-	-	-
712020 Overtime	22,534	32,000	32,000	32,000	32,000	32,000	32,000	32,000
	5,308,705	6,226,865	6,226,865	6,226,865	6,226,865	6,135,962	6,340,817	6,534,795
Fringe Benefits								
722750 Workers Compensation	38,716	47,921	47,921	47,921	47,921	38,487	39,795	41,041
722760 Group Life	11,320	13,254	13,254	13,254	13,254	13,788	14,248	14,680
722770 Retirement	1,492,243	1,602,578	1,602,578	1,602,578	1,602,578	1,573,886	1,620,837	1,698,362
722780 Hospitalization (Personnel)	746,293	945,027	945,027	945,027	945,027	1,135,474	1,295,115	1,441,598
722790 Social Security	403,640	468,188	468,188	468,188	468,188	455,399	471,183	485,669
722800 Dental	79,108	83,899	83,899	83,899	83,899	69,923	70,262	72,376
722810 Disability	81,443	96,268	96,268	96,268	96,268	97,095	100,318	103,363
722820 Unemployment Insurance (Personnel)	5,309	6,187	6,187	6,187	6,187	3,662	3,785	3,902
722850 Optical	7,495	8,207	8,207	8,207	8,207	2,297	2,471	2,597
722900 Fringe Benefit Adjustments	-	1,600	1,600	1,600	1,600	-	-	-
	2,865,567	3,273,129	3,273,129	3,273,129	3,273,129	3,390,011	3,618,014	3,863,587
Personnel	8,174,272	9,499,994	9,499,994	9,499,994	9,499,994	9,525,973	9,958,832	10,398,383

Operating Expenses								
Contractual Services								
731213 Membership Dues	19,668	35,859	35,859	35,859	35,859	40,162	41,769	43,439
731346 Personal Mileage	55,186	78,249	78,249	78,249	78,249	80,596	83,014	85,505
731388 Printing	45,522	73,839	73,839	73,839	73,839	81,223	85,284	89,548

Department:	Management and Budget	OAKLAND COUNTY, MICHIGAN								
Division:	Equalization Administration	FY2024 AND FY2025 AND FY2026 County Executive Recommended Budget								
Fund:	Budget - General Fund General Purpose									

Account Number/Description	FY 2022	FY 2023		FY 2024	FY 2025	FY 2024	FY 2025	FY 2026	
	Actual	Adopted Budget	Amended Budget	Amended Plan	Amended Plan	County Exec. Recommended	County Exec. Recommended	County Exec. Recommended	
731458 Professional Services	1,385	30,000	31,385	30,000	30,000	39,000	42,900	47,190	
731528 Publishing Legal Notices	1,636	2,231	2,231	2,231	2,231	2,320	2,413	2,510	
731941 Training	30	42,200	49,200	42,200	42,200	43,888	45,644	47,469	
732018 Travel and Conference	5,984	-	-	-	-	-	-	-	
732165 Workshops and Meeting	278	-	-	-	-	-	-	-	
730585 Employee License-Certification	4,714	-	-	-	-	-	-	-	
	134,402	262,378	270,763	262,378	262,378	287,189	301,024	315,661	
Commodities									
750448 Postage - Standard Mailing	312	200	200	200	200	208	216	225	
750581 Uniforms	-	7,859	7,859	7,859	7,859	8,173	8,500	8,840	
750140 Employee Footwear	6,806	12,925	12,925	12,925	12,925	13,442	13,960	14,539	
750154 Expendable Equipment	-	12,900	12,900	12,900	12,900	13,416	13,953	14,511	
750392 Metered Postage Expense	99,030	109,974	109,974	109,974	109,974	114,373	118,948	123,706	
750399 Office Supplies	37,316	45,352	45,352	45,352	45,352	47,166	49,053	51,015	
	143,464	189,210	189,210	189,210	189,210	196,778	204,630	212,836	
Operating Expenses	277,866	451,588	459,973	451,588	451,588	483,967	505,654	528,497	
Internal Support									
Internal Services									
770631 Bldg Space Cost Allocation	137,958	136,840	136,840	153,480	154,961	152,614	166,970	170,677	
773630 Info Tech Development	410,685	-	205,041	-	-	-	-	-	
774636 Info Tech Operations	658,548	687,852	687,852	688,486	690,430	692,186	694,130	696,132	
774637 Info Tech Managed Print Svcs	16,836	28,518	28,518	28,518	28,518	28,518	28,518	28,518	
774677 Insurance Fund	23,211	23,376	23,376	23,560	23,744	35,395	35,395	35,395	
775754 Maintenance Department Charges	3,469	-	863	-	-	-	-	-	
776661 Motor Pool	14	-	-	-	-	-	-	-	
778675 Telephone Communications	81,452	75,241	75,241	75,241	75,241	78,101	78,101	78,101	
	1,332,173	951,827	1,157,731	969,285	972,894	986,814	1,003,114	1,008,823	
Internal Support	1,332,173	951,827	1,157,731	969,285	972,894	986,814	1,003,114	1,008,823	
Grand Total Expenditures	9,784,310	10,903,409	11,117,698	10,920,867	10,924,476	10,996,753	11,467,600	11,935,703	

Department:	Management and Budget	OAKLAND COUNTY, MICHIGAN						
Division:	Fiscal Services	FY2024 AND FY2025 AND FY2026 County Executive Recommended Budget						
Fund:	Budget - General Fund General Purpose							

Account Number/Description	FY 2022	FY 2023		FY 2024	FY 2025	FY 2024	FY 2025	FY 2026
	Actual	Adopted Budget	Amended Budget	Amended Plan	Amended Plan	County Exec. Recommended	County Exec. Recommended	County Exec. Recommended

Revenues

Revenue		FY 2022	FY 2023	FY 2023	FY 2024	FY 2025	FY 2024	FY 2025	FY 2026
Charges for Services		Actual	Adopted Budget	Amended Budget	Amended Plan	Amended Plan	County Exec. Recommended	County Exec. Recommended	County Exec. Recommended
630140	Board and Care	-	-	(260,000)	(280,000)	(280,000)	-	-	-
630399	Court Ordered Board and Care	212,146	280,000	280,000	280,000	280,000	-	-	-
631064	Late Penalty	155,199	120,000	120,000	120,000	120,000	72,000	72,000	72,000
631799	Reimb Contracts	5,813	11,000	5,500	5,500	5,500	5,500	5,500	5,500
631820	Reimb Filing Fees	16,309	3,600	3,600	3,600	3,600	2,160	2,160	2,160
631862	Reimb Postage	1,514	1,000	1,000	1,000	1,000	1,000	1,000	1,000
632233	Tax Intercept Fee	64,727	90,000	90,000	90,000	90,000	54,000	54,000	54,000
		455,709	505,600	240,100	220,100	220,100	134,660	134,660	134,660
ISF External Revenue									
635276	FOIA Fee	217	-	-	-	-	-	-	-
		217	-	-	-	-	-	-	-
Investment Income									
655077	Accrued Interest Adjustments	930	-	-	-	-	-	-	-
655385	Income from Investments	266,312	-	-	-	-	-	-	-
		267,242	-	-	-	-	-	-	-
Revenue		723,168	505,600	240,100	220,100	220,100	134,660	134,660	134,660
Grand Total Revenues		723,168	505,600	240,100	220,100	220,100	134,660	134,660	134,660

Expenditures

Personnel		FY 2022	FY 2023	FY 2023	FY 2024	FY 2025	FY 2024	FY 2025	FY 2026
Salaries Regular		Actual	Adopted Budget	Amended Budget	Amended Plan	Amended Plan	County Exec. Recommended	County Exec. Recommended	County Exec. Recommended
702010	Salaries Regular	4,682,331	6,042,739	5,811,479	5,580,219	5,580,219	5,832,444	6,062,890	6,260,907
702030	Holiday	264,456	-	-	-	-	-	-	-
702050	Annual Leave	310,022	-	-	-	-	-	-	-
702073	Parental Leave	14,409	-	-	-	-	-	-	-
702080	Sick Leave	128,786	-	-	-	-	-	-	-
702200	Death Leave	11,993	-	-	-	-	-	-	-
702300	Disaster Non-Prod Salaries	15,682	-	-	-	-	-	-	-
712020	Overtime	69,277	92,300	92,300	92,300	92,300	92,300	92,300	92,300
712040	Holiday Overtime	1,466	-	-	-	-	-	-	-
		5,498,422	6,135,039	5,903,779	5,672,519	5,672,519	5,924,744	6,155,190	6,353,207
Fringe Benefits									
722750	Workers Compensation	5,238	7,386	7,386	7,386	7,386	3,955	4,119	4,255
722760	Group Life	11,291	13,520	13,520	13,520	13,520	13,981	14,476	14,901
722770	Retirement	1,471,763	1,630,247	1,630,247	1,630,247	1,630,247	1,590,377	1,642,013	1,720,461
722780	Hospitalization (Personnel)	742,025	946,576	946,576	946,576	946,576	1,074,385	1,225,989	1,365,086
722790	Social Security	407,485	479,556	479,556	479,556	479,556	469,280	486,213	500,650
722800	Dental	81,764	87,671	87,671	87,671	87,671	68,442	68,770	70,842
722810	Disability	80,890	98,348	98,348	98,348	98,348	98,684	102,226	105,241

Department:	Management and Budget	OAKLAND COUNTY, MICHIGAN							
Division:	Fiscal Services	FY2024 AND FY2025 AND FY2026 County Executive Recommended Budget							
Fund:	Budget - General Fund General Purpose								

Account Number/Description		FY 2022	FY 2023		FY 2024	FY 2025	FY 2024	FY 2025	FY 2026
		Actual	Adopted Budget	Amended Budget	Amended Plan	Amended Plan	County Exec. Recommended	County Exec. Recommended	County Exec. Recommended
722820	Unemployment Insurance (Personnel)	5,499	6,441	6,441	6,441	6,441	3,768	3,906	4,024
722850	Optical	7,739	8,503	8,503	8,503	8,503	2,205	2,373	2,494
722900	Fringe Benefit Adjustments	-	(153,076)	(277,764)	(402,453)	(402,453)	(249,377)	(249,377)	(249,377)
		2,813,696	3,125,172	3,000,484	2,875,795	2,875,795	3,075,700	3,300,709	3,538,577
Personnel		8,312,118	9,260,211	8,904,263	8,548,314	8,548,314	9,000,444	9,455,899	9,891,784
Operating Expenses									
Contractual Services									
731101	Library Continuations	-	500	500	500	500	500	500	500
731213	Membership Dues	6,383	6,900	6,900	6,900	6,900	6,900	6,900	6,900
731339	Periodicals Books Publ Sub	-	2,000	2,000	2,000	2,000	2,000	2,000	2,000
731346	Personal Mileage	-	1,500	1,500	1,500	1,500	1,500	1,500	1,500
731388	Printing	13,870	18,800	14,295	13,800	13,800	13,800	13,800	13,800
731458	Professional Services	97,059	433,000	603,000	403,000	403,000	378,000	378,000	378,000
731528	Publishing Legal Notices	-	3,000	3,000	3,000	3,000	3,000	3,000	3,000
731577	Refund Prior Years Revenue	4,386	-	-	-	-	-	-	-
731941	Training	2,730	25,300	25,300	25,300	25,300	50,300	50,300	50,300
732018	Travel and Conference	2,985	-	-	-	-	-	-	-
730646	Equipment Maintenance	959	1,600	1,600	1,600	1,600	1,600	1,600	1,600
730730	Filing Fees	35,332	28,000	28,000	28,000	28,000	28,000	28,000	28,000
		163,703	520,600	686,095	485,600	485,600	485,600	485,600	485,600
Commodities									
750462	Provisions	-	1,500	1,500	1,500	1,500	1,500	1,500	1,500
750154	Expendable Equipment	85,709	20,000	23,304	15,000	15,000	15,000	15,000	15,000
750392	Metered Postage Expense	50,683	92,700	72,700	72,700	72,700	72,700	72,700	72,700
750399	Office Supplies	9,766	18,000	15,000	15,000	15,000	15,000	15,000	15,000
		146,158	132,200	112,504	104,200	104,200	104,200	104,200	104,200
Operating Expenses		309,862	652,800	798,599	589,800	589,800	589,800	589,800	589,800
Internal Support									
Internal Services									
770631	Bldg Space Cost Allocation	453,816	426,260	426,260	478,094	482,706	432,886	473,608	484,123
772618	Equipment Rental	6,000	6,000	6,000	6,000	6,000	6,000	6,000	6,000
773535	Info Tech CLEMIS	18,112	17,073	12,773	12,773	12,773	12,773	12,773	12,773
773630	Info Tech Development	223,075	-	154,336	-	-	-	-	-
774636	Info Tech Operations	1,248,763	1,173,351	1,133,851	1,094,580	1,094,580	1,246,928	1,281,651	1,318,694
774637	Info Tech Managed Print Svcs	13,311	27,282	26,732	26,182	26,182	26,182	26,182	26,182
774677	Insurance Fund	23,676	27,279	27,279	27,491	27,707	40,222	40,222	40,222
775754	Maintenance Department Charges	18,630	-	677	-	-	-	-	-
778675	Telephone Communications	63,138	45,797	44,147	42,497	42,497	44,238	44,238	44,238
		2,068,522	1,723,042	1,832,055	1,687,617	1,692,445	1,809,229	1,884,674	1,932,232
Internal Support		2,068,522	1,723,042	1,832,055	1,687,617	1,692,445	1,809,229	1,884,674	1,932,232
Grand Total Expenditures		10,690,502	11,636,053	11,534,917	10,825,731	10,830,559	11,399,472	11,930,374	12,413,815

Department:	Facilities Management	OAKLAND COUNTY, MICHIGAN						
Fund:	Budget - General Fund General Purpose	FY2024 AND FY2025 AND FY2026 County Executive Recommended Budget						

Account Number/Description	FY 2022	FY 2023		FY 2024	FY 2025	FY 2024	FY 2025	FY 2026
	Actual	Adopted Budget	Amended Budget	Amended Plan	Amended Plan	County Exec. Recommended	County Exec. Recommended	County Exec. Recommended

Revenues

Revenue								
State Grants								
615571	State Operating Grants	-	-	15,000	-	-	-	-
		-	-	15,000	-	-	-	-
Charges for Services								
630322	Commission Vending Machines	434	30,000	30,000	30,000	30,000	10,000	30,000
631232	Metered Postage Revenue	33,950	61,000	61,000	61,000	61,000	61,000	61,000
631253	Miscellaneous Revenue	343	-	-	-	-	-	-
632156	Standard Mail	162,286	235,000	235,000	235,000	235,000	325,000	325,000
		197,013	326,000	326,000	326,000	326,000	396,000	416,000
Other Revenues								
670228	County Auction	1,859	1,500	1,500	1,500	1,500	1,500	1,500
		1,859	1,500	1,500	1,500	1,500	1,500	1,500
Revenue		198,872	327,500	342,500	327,500	327,500	397,500	417,500
Grand Total Revenues		198,872	327,500	342,500	327,500	327,500	397,500	417,500

Expenditures

Personnel								
Salaries Regular								
702010	Salaries Regular	906,839	1,872,410	1,872,410	1,872,410	1,872,410	2,042,337	2,124,141
702030	Holiday	30,919	-	-	-	-	-	-
702050	Annual Leave	51,551	-	-	-	-	-	-
702080	Sick Leave	20,273	-	-	-	-	-	-
702110	Per Diem Expense	-	4,400	4,400	4,400	4,400	4,400	4,400
702130	Shift Premium	128	-	-	-	-	-	-
702200	Death Leave	866	-	-	-	-	-	-
702300	Disaster Non-Prod Salaries	10,599	-	-	-	-	-	-
712020	Overtime	14,581	38,500	38,500	38,500	38,500	38,500	38,500
712040	Holiday Overtime	233	500	500	500	500	500	500
		1,035,987	1,915,810	1,915,810	1,915,810	1,915,810	2,085,737	2,167,541
Fringe Benefits								
722750	Workers Compensation	1,723	4,916	4,916	4,916	4,916	2,597	2,680
722760	Group Life	2,154	4,059	4,059	4,059	4,059	4,703	4,885
722770	Retirement	256,879	470,976	470,976	470,976	470,976	521,836	540,172
722780	Hospitalization (Personnel)	137,997	281,452	281,452	281,452	281,452	373,567	423,377
722790	Social Security	77,859	137,372	137,372	137,372	137,372	156,754	162,995
722800	Dental	12,910	22,053	22,053	22,053	22,053	20,574	20,673
722810	Disability	15,500	28,806	28,806	28,806	28,806	32,927	34,200
722820	Unemployment Insurance (Personnel)	1,036	1,825	1,825	1,825	1,825	1,200	1,249
722850	Optical	1,347	2,432	2,432	2,432	2,432	730	782
722900	Fringe Benefit Adjustments	-	12,859	12,859	12,859	12,859	-	-
		507,404	966,750	966,750	966,750	966,750	1,114,889	1,191,016
Personnel		1,543,392	2,882,560	2,882,560	2,882,560	2,882,560	3,200,625	3,358,557

Department:	Facilities Management	OAKLAND COUNTY, MICHIGAN						
Fund:	Budget - General Fund General Purpose	FY2024 AND FY2025 AND FY2026 County Executive Recommended Budget						

Account Number/Description	FY 2022	FY 2023		FY 2024	FY 2025	FY 2024	FY 2025	FY 2026
	Actual	Adopted Budget	Amended Budget	Amended Plan	Amended Plan	County Exec. Recommended	County Exec. Recommended	County Exec. Recommended

Operating Expenses

Contractual Services

731115	Licenses and Permits	2,109	6,300	6,300	6,300	6,300	6,300	6,300
731143	Mail Handling-Postage Svc	173,517	200,000	200,000	200,000	200,000	300,000	300,000
731150	Maintenance Contract	10,868	30,000	30,000	30,000	30,000	37,700	37,700
731213	Membership Dues	9,748	21,000	21,000	21,000	21,000	21,500	21,500
731339	Periodicals Books Publ Sub	739	1,580	1,580	1,580	1,580	1,580	1,580
731346	Personal Mileage	-	1,890	1,890	1,890	1,890	1,890	1,890
731388	Printing	-	50,925	50,925	50,925	50,925	7,200	7,200
731458	Professional Services	285,723	223,867	413,417	223,867	223,867	223,867	223,867
731773	Software Rental Lease Purchase	6,810	26,800	26,800	26,800	26,800	26,800	26,800
731941	Training	3,301	24,200	24,200	24,200	24,200	30,700	30,700
732018	Travel and Conference	11,423	22,000	22,000	22,000	22,000	29,000	29,000
730114	Auction Expense	37	250	250	250	250	250	250
730212	Business Reply Postage	1,172	-	-	-	-	-	-
730373	Contracted Services	4,004	4,480	4,480	4,480	4,480	4,480	4,480
730646	Equipment Maintenance	2,158	8,750	8,750	8,750	8,750	8,750	8,750
730653	Equipment Rental Expense	480	1,000	1,000	1,000	1,000	2,540	2,540
		512,089	623,042	812,592	623,042	623,042	702,557	702,557

Commodities

750511	Special Event Supplies	-	50,000	50,000	50,000	50,000	50,000	50,000
750581	Uniforms	-	-	-	-	-	2,400	2,400
750049	Computer Supplies	-	100	100	100	100	100	100
750063	Custodial Supplies	282	-	-	-	-	-	-
750119	Dry Goods and Clothing	84	100	100	100	100	100	100
750140	Employee Footwear	90	190	190	190	190	190	190
750154	Expendable Equipment	24,000	11,000	48,019	11,000	11,000	11,000	11,000
750287	Maintenance Supplies	-	100	100	100	100	100	100
750392	Metered Postage Expense	129,951	55,297	55,297	55,297	55,297	64,297	64,297
750399	Office Supplies	3,131	27,400	27,400	27,400	27,400	27,400	27,400
		157,539	144,187	181,206	144,187	144,187	155,587	155,587

Capital Outlay

760157	Equipment	5,000	-	21,373	-	-	65,000	-
		5,000	-	21,373	-	-	65,000	-

Operating Expenses

		674,628	767,229	1,015,171	767,229	767,229	923,144	858,144
--	--	----------------	----------------	------------------	----------------	----------------	----------------	----------------

Internal Support

Internal Services

770631	Bldg Space Cost Allocation	375,405	728,194	728,194	816,745	824,622	770,510	842,994
773630	Info Tech Development	71,584	-	22,897	-	-	-	-
774636	Info Tech Operations	117,336	205,061	205,061	205,061	205,061	230,394	211,331
774637	Info Tech Managed Print Svcs	-	900	900	900	900	900	900
774677	Insurance Fund	3,297	77,920	77,920	78,545	79,164	109,960	109,892
775754	Maintenance Department Charges	381	-	1,487	-	-	-	-

Department:		Facilities Management		OAKLAND COUNTY, MICHIGAN					
Fund:		Budget - General Fund General Purpose		FY2024 AND FY2025 AND FY2026 County Executive Recommended Budget					
Account Number/Description		FY 2022	FY 2023		FY 2024	FY 2025	FY 2024	FY 2025	FY 2026
		Actual	Adopted Budget	Amended Budget	Amended Plan	Amended Plan	County Exec. Recommended	County Exec. Recommended	County Exec. Recommended
776659	Motor Pool Fuel Charges	5,232	6,615	6,615	6,615	6,615	6,809	6,809	6,809
776661	Motor Pool	19,679	33,998	33,998	33,998	33,998	35,309	35,309	35,309
778675	Telephone Communications	11,920	21,177	21,177	21,177	21,177	21,982	21,982	21,982
		604,835	1,073,865	1,098,249	1,163,041	1,171,537	1,175,864	1,229,217	1,247,063
Internal Support		604,835	1,073,865	1,098,249	1,163,041	1,171,537	1,175,864	1,229,217	1,247,063
Transfers/Other Sources (Uses)									
Tranfers Out									
788001	Transfers Out	-	-	15,000	-	-	-	-	-
		-	-	15,000	-	-	-	-	-
Transfers/Other Sources (Uses)		-	-	15,000	-	-	-	-	-
Grand Total Expenditures		2,822,854	4,723,654	5,010,980	4,812,830	4,821,326	5,299,634	5,445,919	5,609,678

Department:	Facilities Management	OAKLAND COUNTY, MICHIGAN						
Division:	Facilities Management Administration	FY2024 AND FY2025 AND FY2026 County Executive Recommended Budget						
Fund:	Budget - General Fund General Purpose							

Account Number/Description	FY 2022	FY 2023		FY 2024	FY 2025	FY 2024	FY 2025	FY 2026
	Actual	Adopted Budget	Amended Budget	Amended Plan	Amended Plan	County Exec. Recommended	County Exec. Recommended	County Exec. Recommended

Expenditures

Personnel

Salaries Regular

702010	Salaries Regular	163,635	370,322	370,322	370,322	370,322	420,111	445,426	461,940
702110	Per Diem Expense	-	4,400	4,400	4,400	4,400	4,400	4,400	4,400
		163,635	374,722	374,722	374,722	374,722	424,511	449,826	466,340

Fringe Benefits

722750	Workers Compensation	147	1,753	1,753	1,753	1,753	691	711	724
722760	Group Life	354	772	772	772	772	978	1,028	1,059
722770	Retirement	39,792	80,997	80,997	80,997	80,997	100,145	105,400	110,778
722780	Hospitalization (Personnel)	12,541	39,753	39,753	39,753	39,753	68,024	75,363	82,098
722790	Social Security	13,030	22,943	22,943	22,943	22,943	29,668	31,588	32,543
722800	Dental	151	1,864	1,864	1,864	1,864	2,843	2,854	2,918
722810	Disability	2,582	5,193	5,193	5,193	5,193	6,735	7,096	7,313
722820	Unemployment Insurance (Personnel)	164	328	328	328	328	227	242	252
722850	Optical	108	358	358	358	358	142	150	156
722900	Fringe Benefit Adjustments	-	2,375	2,375	2,375	2,375	-	-	-
		68,868	156,336	156,336	156,336	156,336	209,453	224,433	237,842

Personnel

232,503	531,058	531,058	531,058	531,058	531,058	633,963	674,258	704,182
----------------	----------------	----------------	----------------	----------------	----------------	----------------	----------------	----------------

Operating Expenses

Contractual Services

731213	Membership Dues	701	17,500	17,500	17,500	17,500	18,000	18,000	18,000
731388	Printing	-	50,000	50,000	50,000	50,000	6,275	6,275	6,275
731458	Professional Services	-	30,000	130,000	30,000	30,000	30,000	30,000	30,000
731941	Training	-	10,000	10,000	10,000	10,000	16,500	16,500	16,500
732018	Travel and Conference	1,181	9,000	9,000	9,000	9,000	16,000	16,000	16,000
		1,882	116,500	216,500	116,500	116,500	86,775	86,775	86,775

Commodities

750511	Special Event Supplies	-	50,000	50,000	50,000	50,000	50,000	50,000	50,000
750140	Employee Footwear	90	90	90	90	90	90	90	90
750154	Expendable Equipment	18,480	-	-	-	-	-	-	-
750392	Metered Postage Expense	37	197	197	197	197	197	197	197
750399	Office Supplies	335	10,400	10,400	10,400	10,400	10,400	10,400	10,400
		18,941	60,687	60,687	60,687	60,687	60,687	60,687	60,687

Operating Expenses

20,823	177,187	277,187	177,187	177,187	177,187	147,462	147,462	147,462
---------------	----------------	----------------	----------------	----------------	----------------	----------------	----------------	----------------

Department:	Facilities Management	OAKLAND COUNTY, MICHIGAN						
Division:	Facilities Management Administration	FY2024 AND FY2025 AND FY2026 County Executive Recommended Budget						
Fund:	Budget - General Fund General Purpose							

Account Number/Description	FY 2022	FY 2023		FY 2024	FY 2025	FY 2024	FY 2025	FY 2026
	Actual	Adopted Budget	Amended Budget	Amended Plan	Amended Plan	County Exec. Recommended	County Exec. Recommended	County Exec. Recommended
Internal Support								
Internal Services								
770631 Bldg Space Cost Allocation	5,726	6,150	6,150	6,898	6,964	7,027	7,688	7,859
773630 Info Tech Development	-	-	3,048	-	-	-	-	-
774636 Info Tech Operations	4,913	16,636	16,636	16,636	16,636	16,636	16,636	16,636
774677 Insurance Fund	-	73,066	73,066	73,641	74,216	100,985	100,985	100,985
778675 Telephone Communications	-	1,245	1,245	1,245	1,245	1,292	1,292	1,292
	10,639	97,097	100,145	98,420	99,061	125,940	126,601	126,772
Internal Support	10,639	97,097	100,145	98,420	99,061	125,940	126,601	126,772
Grand Total Expenditures	263,965	805,342	908,390	806,665	807,306	907,365	948,321	978,416

Department:	Facilities Management	OAKLAND COUNTY, MICHIGAN						
Division:	Support Services							
Fund:	Budget - General Fund General Purpose	FY2024 AND FY2025 AND FY2026 County Executive Recommended Budget						

Account Number/Description	FY 2022	FY 2023		FY 2024	FY 2025	FY 2024	FY 2025	FY 2026
	Actual	Adopted Budget	Amended Budget	Amended Plan	Amended Plan	County Exec. Recommended	County Exec. Recommended	County Exec. Recommended

Revenues

Revenue

Charges for Services

630322	Commission Vending Machines	434	30,000	30,000	30,000	30,000	10,000	30,000	30,000
631232	Metered Postage Revenue	33,950	61,000	61,000	61,000	61,000	61,000	61,000	61,000
631253	Miscellaneous Revenue	343	-	-	-	-	-	-	-
632156	Standard Mail	162,286	235,000	235,000	235,000	235,000	325,000	325,000	325,000
		197,013	326,000	326,000	326,000	326,000	396,000	416,000	416,000

Other Revenues

670228	County Auction	1,859	1,500	1,500	1,500	1,500	1,500	1,500	1,500
		1,859	1,500	1,500	1,500	1,500	1,500	1,500	1,500

Revenue		198,872	327,500	327,500	327,500	327,500	397,500	417,500	417,500
----------------	--	----------------	----------------	----------------	----------------	----------------	----------------	----------------	----------------

Grand Total Revenues		198,872	327,500	327,500	327,500	327,500	397,500	417,500	417,500
-----------------------------	--	----------------	----------------	----------------	----------------	----------------	----------------	----------------	----------------

Expenditures

Personnel

Salaries Regular

702010	Salaries Regular	400,975	829,965	829,965	829,965	829,965	874,676	901,164	927,495
702030	Holiday	11,947	-	-	-	-	-	-	-
702050	Annual Leave	28,738	-	-	-	-	-	-	-
702080	Sick Leave	9,558	-	-	-	-	-	-	-
702300	Disaster Non-Prod Salaries	5,243	-	-	-	-	-	-	-
712020	Overtime	1,515	13,500	13,500	13,500	13,500	13,500	13,500	13,500
		457,976	843,465	843,465	843,465	843,465	888,176	914,664	940,995

Fringe Benefits

722750	Workers Compensation	1,202	1,482	1,482	1,482	1,482	1,172	1,203	1,233
722760	Group Life	941	1,793	1,793	1,793	1,793	2,008	2,075	2,130
722770	Retirement	115,603	216,854	216,854	216,854	216,854	230,255	236,308	247,075
722780	Hospitalization (Personnel)	66,760	138,255	138,255	138,255	138,255	171,004	194,774	216,588
722790	Social Security	33,072	63,012	63,012	63,012	63,012	67,946	69,973	71,987
722800	Dental	6,527	11,646	11,646	11,646	11,646	9,469	9,517	9,802
722810	Disability	6,614	12,991	12,991	12,991	12,991	14,123	14,550	14,975
722820	Unemployment Insurance (Personnel)	458	824	824	824	824	525	541	556
722850	Optical	623	1,109	1,109	1,109	1,109	317	340	357
722900	Fringe Benefit Adjustments	-	2,196	2,196	2,196	2,196	-	-	-
		231,800	450,162	450,162	450,162	450,162	496,819	529,279	564,705

Personnel		689,776	1,293,627	1,293,627	1,293,627	1,293,627	1,384,995	1,443,943	1,505,700
------------------	--	----------------	------------------	------------------	------------------	------------------	------------------	------------------	------------------

Department:	Facilities Management	OAKLAND COUNTY, MICHIGAN						
Division:	Support Services	FY2024 AND FY2025 AND FY2026 County Executive Recommended Budget						
Fund:	Budget - General Fund General Purpose							

Account Number/Description	FY 2022	FY 2023		FY 2024	FY 2025	FY 2024	FY 2025	FY 2026
	Actual	Adopted Budget	Amended Budget	Amended Plan	Amended Plan	County Exec. Recommended	County Exec. Recommended	County Exec. Recommended
Operating Expenses								
Contractual Services								
731115 Licenses and Permits	2,027	6,000	6,000	6,000	6,000	6,000	6,000	6,000
731143 Mail Handling-Postage Svc	173,517	200,000	200,000	200,000	200,000	300,000	300,000	300,000
731150 Maintenance Contract	10,868	30,000	30,000	30,000	30,000	37,700	37,700	37,700
731339 Periodicals Books Publ Sub	404	1,080	1,080	1,080	1,080	1,080	1,080	1,080
731346 Personal Mileage	-	90	90	90	90	90	90	90
731388 Printing	-	425	425	425	425	425	425	425
731773 Software Rental Lease Purchase	6,810	25,000	25,000	25,000	25,000	25,000	25,000	25,000
731941 Training	-	7,500	7,500	7,500	7,500	7,500	7,500	7,500
732018 Travel and Conference	96	-	-	-	-	-	-	-
730114 Auction Expense	37	250	250	250	250	250	250	250
730212 Business Reply Postage	1,172	-	-	-	-	-	-	-
730373 Contracted Services	4,004	4,480	4,480	4,480	4,480	4,480	4,480	4,480
730646 Equipment Maintenance	2,158	8,750	8,750	8,750	8,750	8,750	8,750	8,750
730653 Equipment Rental Expense	480	1,000	1,000	1,000	1,000	2,540	2,540	2,540
	201,573	284,575	284,575	284,575	284,575	393,815	393,815	393,815
Commodities								
750581 Uniforms	-	-	-	-	-	2,400	2,400	2,400
750063 Custodial Supplies	282	-	-	-	-	-	-	-
750154 Expendable Equipment	10	5,000	5,000	5,000	5,000	5,000	5,000	5,000
750392 Metered Postage Expense	129,914	55,000	55,000	55,000	55,000	64,000	64,000	64,000
750399 Office Supplies	2,300	13,000	13,000	13,000	13,000	13,000	13,000	13,000
	132,506	73,000	73,000	73,000	73,000	84,400	84,400	84,400
Capital Outlay								
760157 Equipment	5,000	-	21,373	-	-	65,000	-	-
	5,000	-	21,373	-	-	65,000	-	-
Operating Expenses	339,079	357,575	378,948	357,575	357,575	543,215	478,215	478,215
Internal Support								
Internal Services								
770631 Bldg Space Cost Allocation	351,139	702,132	702,132	787,513	795,109	740,731	810,413	827,528
773630 Info Tech Development	47,502	-	19,519	-	-	-	-	-
774636 Info Tech Operations	30,534	80,002	80,002	80,002	80,002	104,002	85,272	85,272
774637 Info Tech Managed Print Svcs	-	900	900	900	900	900	900	900
774677 Insurance Fund	3,297	4,854	4,854	4,904	4,948	8,975	8,907	8,915
775754 Maintenance Department Charges	200	-	279	-	-	-	-	-
776659 Motor Pool Fuel Charges	3,256	4,769	4,769	4,769	4,769	4,972	4,972	4,972
776661 Motor Pool	12,968	27,389	27,389	27,389	27,389	27,633	27,633	27,633
778675 Telephone Communications	1,176	11,129	11,129	11,129	11,129	11,552	11,552	11,552
	450,072	831,175	850,973	916,606	924,246	898,765	949,649	966,772
Internal Support	450,072	831,175	850,973	916,606	924,246	898,765	949,649	966,772
Grand Total Expenditures	1,478,927	2,482,377	2,523,548	2,567,808	2,575,448	2,826,974	2,871,808	2,950,686

Department:	Facilities Management	OAKLAND COUNTY, MICHIGAN						
Division:	Facilities Engineering	FY2024 AND FY2025 AND FY2026 County Executive Recommended Budget						
Fund:	Budget - General Fund General Purpose							

Account Number/Description	FY 2022	FY 2023		FY 2024	FY 2025	FY 2024	FY 2025	FY 2026
	Actual	Adopted Budget	Amended Budget	Amended Plan	Amended Plan	County Exec. Recommended	County Exec. Recommended	County Exec. Recommended

Expenditures

Personnel

Salaries Regular

702010	Salaries Regular	342,229	672,123	672,123	672,123	672,123	747,550	777,552	802,084
702030	Holiday	18,972	-	-	-	-	-	-	-
702050	Annual Leave	22,812	-	-	-	-	-	-	-
702080	Sick Leave	10,715	-	-	-	-	-	-	-
702130	Shift Premium	128	-	-	-	-	-	-	-
702200	Death Leave	866	-	-	-	-	-	-	-
702300	Disaster Non-Prod Salaries	5,356	-	-	-	-	-	-	-
712020	Overtime	13,066	25,000	25,000	25,000	25,000	25,000	25,000	25,000
712040	Holiday Overtime	233	500	500	500	500	500	500	500
		414,377	697,623	697,623	697,623	697,623	773,050	803,052	827,584

Fringe Benefits

722750	Workers Compensation	373	1,681	1,681	1,681	1,681	735	767	792
722760	Group Life	859	1,494	1,494	1,494	1,494	1,716	1,782	1,841
722770	Retirement	101,484	173,125	173,125	173,125	173,125	191,435	198,464	208,367
722780	Hospitalization (Personnel)	58,697	103,444	103,444	103,444	103,444	134,540	153,241	170,404
722790	Social Security	31,756	51,417	51,417	51,417	51,417	59,140	61,435	63,311
722800	Dental	6,233	8,543	8,543	8,543	8,543	8,262	8,303	8,552
722810	Disability	6,304	10,622	10,622	10,622	10,622	12,070	12,554	12,951
722820	Unemployment Insurance (Personnel)	415	673	673	673	673	449	467	481
722850	Optical	616	965	965	965	965	271	292	306
722900	Fringe Benefit Adjustments	-	8,288	8,288	8,288	8,288	-	-	-
		206,736	360,252	360,252	360,252	360,252	408,617	437,304	467,005

Personnel		621,113	1,057,875	1,057,875	1,057,875	1,057,875	1,181,667	1,240,356	1,294,589
------------------	--	----------------	------------------	------------------	------------------	------------------	------------------	------------------	------------------

Operating Expenses

Contractual Services

731115	Licenses and Permits	83	300	300	300	300	300	300	300
731213	Membership Dues	9,047	3,500	3,500	3,500	3,500	3,500	3,500	3,500
731339	Periodicals Books Publ Sub	335	500	500	500	500	500	500	500
731346	Personal Mileage	-	1,800	1,800	1,800	1,800	1,800	1,800	1,800
731388	Printing	-	500	500	500	500	500	500	500
731458	Professional Services	285,723	193,867	283,417	193,867	193,867	193,867	193,867	193,867
731773	Software Rental Lease Purchase	-	1,800	1,800	1,800	1,800	1,800	1,800	1,800
731941	Training	3,301	6,700	6,700	6,700	6,700	6,700	6,700	6,700
732018	Travel and Conference	10,145	13,000	13,000	13,000	13,000	13,000	13,000	13,000
		308,635	221,967	311,517	221,967	221,967	221,967	221,967	221,967

Commodities

750049	Computer Supplies	-	100	100	100	100	100	100	100
750119	Dry Goods and Clothing	84	100	100	100	100	100	100	100
750140	Employee Footwear	-	100	100	100	100	100	100	100
750154	Expendable Equipment	5,510	6,000	43,019	6,000	6,000	6,000	6,000	6,000

Department:	Facilities Management	OAKLAND COUNTY, MICHIGAN							
Division:	Facilities Engineering								
Fund:	Budget - General Fund General Purpose								
		FY2024 AND FY2025 AND FY2026 County Executive Recommended Budget							

Account Number/Description	FY 2022	FY 2023		FY 2024	FY 2025	FY 2024	FY 2025	FY 2026
	Actual	Adopted Budget	Amended Budget	Amended Plan	Amended Plan	County Exec. Recommended	County Exec. Recommended	County Exec. Recommended
750287 Maintenance Supplies	-	100	100	100	100	100	100	100
750392 Metered Postage Expense	-	100	100	100	100	100	100	100
750399 Office Supplies	496	4,000	4,000	4,000	4,000	4,000	4,000	4,000
	6,091	10,500	47,519	10,500	10,500	10,500	10,500	10,500
Operating Expenses	314,725	232,467	359,036	232,467	232,467	232,467	232,467	232,467
Internal Support								
Internal Services								
770631 Bldg Space Cost Allocation	18,540	19,912	19,912	22,334	22,549	22,753	24,893	25,446
773630 Info Tech Development	24,083	-	330	-	-	-	-	-
774636 Info Tech Operations	81,889	108,423	108,423	108,423	108,423	109,756	109,423	109,423
775754 Maintenance Department Charges	181	-	1,208	-	-	-	-	-
776659 Motor Pool Fuel Charges	1,976	1,846	1,846	1,846	1,846	1,837	1,837	1,837
776661 Motor Pool	6,711	6,609	6,609	6,609	6,609	7,676	7,676	7,676
778675 Telephone Communications	10,744	8,803	8,803	8,803	8,803	9,138	9,138	9,138
	144,124	145,593	147,131	148,015	148,230	151,160	152,967	153,520
Internal Support	144,124	145,593	147,131	148,015	148,230	151,160	152,967	153,520
Grand Total Expenditures	1,079,962	1,435,935	1,564,042	1,438,357	1,438,572	1,565,294	1,625,790	1,680,576

Department:	Human Resources	OAKLAND COUNTY, MICHIGAN							
Fund:	Budget - General Fund General Purpose	FY2024 AND FY2025 AND FY2026 County Executive Recommended Budget							

Account Number/Description	FY 2022	FY 2023		FY 2024	FY 2025	FY 2024	FY 2025	FY 2026
	Actual	Adopted Budget	Amended Budget	Amended Plan	Amended Plan	County Exec. Recommended	County Exec. Recommended	County Exec. Recommended

Expenditures

Personnel

Salaries Regular

702010	Salaries Regular	1,651,459	2,529,273	2,529,273	2,529,273	2,529,273	2,668,497	2,780,930	2,889,210
702030	Holiday	70,441	-	-	-	-	-	-	-
702050	Annual Leave	77,253	-	-	-	-	-	-	-
702073	Parental Leave	8,994	-	-	-	-	-	-	-
702080	Sick Leave	29,668	-	-	-	-	-	-	-
702110	Per Diem Expense	540	8,500	8,500	8,500	8,500	8,500	8,500	8,500
702200	Death Leave	3,446	-	-	-	-	-	-	-
702300	Disaster Non-Prod Salaries	5,542	-	-	-	-	-	-	-
712020	Overtime	27,919	17,000	17,000	17,000	17,000	17,000	17,000	17,000
712040	Holiday Overtime	433	-	-	-	-	-	-	-
712090	On Call	337	-	-	-	-	-	-	-
		1,876,032	2,554,773	2,554,773	2,554,773	2,554,773	2,693,997	2,806,430	2,914,710

Fringe Benefits

722750	Workers Compensation	5,017	2,524	2,524	2,524	2,524	4,753	4,965	5,177
722760	Group Life	3,465	4,366	4,366	4,366	4,366	5,079	5,265	5,455
722770	Retirement	432,584	526,389	526,389	526,389	526,389	576,096	596,419	628,327
722780	Hospitalization (Personnel)	213,846	284,694	284,694	284,694	284,694	364,696	417,505	465,971
722790	Social Security	127,010	156,473	156,473	156,473	156,473	176,893	183,951	190,273
722800	Dental	22,155	24,159	24,159	24,159	24,159	22,180	22,298	23,010
722810	Disability	22,697	31,793	31,793	31,793	31,793	36,722	38,083	39,365
722820	Unemployment Insurance (Personnel)	1,916	2,296	2,296	2,296	2,296	1,666	1,734	1,799
722850	Optical	1,908	2,218	2,218	2,218	2,218	757	809	846
722900	Fringe Benefit Adjustments	-	18,050	18,050	18,050	18,050	-	-	-
		830,598	1,052,962	1,052,962	1,052,962	1,052,962	1,188,844	1,271,030	1,360,223

Personnel

		2,706,630	3,607,735	3,607,735	3,607,735	3,607,735	3,882,841	4,077,460	4,274,933
--	--	------------------	------------------	------------------	------------------	------------------	------------------	------------------	------------------

Operating Expenses

Contractual Services

730912	Human Services Agency	3,965	-	-	-	-	-	-	-
731073	Legal Services	38,326	90,000	164,170	90,000	90,000	30,000	30,000	30,000
731185	Medical Exam	2,918	-	-	-	-	-	-	-
731213	Membership Dues	11,301	14,595	14,595	14,595	14,595	22,595	22,595	22,595
731339	Periodicals Books Publ Sub	-	4,200	4,200	4,200	4,200	4,200	4,200	4,200
731346	Personal Mileage	793	3,114	3,114	3,114	3,114	3,934	3,934	3,934
731388	Printing	-	14,775	14,775	14,775	14,775	14,775	14,775	14,775
731458	Professional Services	148,338	103,000	345,509	103,000	103,000	189,250	189,250	189,250
731493	Psychological Testing	88,500	60,000	60,000	60,000	60,000	60,000	60,000	60,000
731570	Recruitment Expense	176,125	65,000	65,000	65,000	65,000	45,000	45,000	45,000
731773	Software Rental Lease Purchase	44,132	39,563	39,563	39,563	39,563	357,537	282,537	282,537
732018	Travel and Conference	24,333	40,000	40,000	40,000	40,000	58,200	58,200	58,200
732020	Travel Employee Taxable Meals	47	-	-	-	-	-	-	-
732165	Workshops and Meeting	2,077	1,000	1,000	1,000	1,000	1,000	1,000	1,000
730205	Business Recruitment	2,605	-	-	-	-	-	-	-
730289	Claims	40,000	-	-	-	-	-	-	-

Department:		Human Resources		OAKLAND COUNTY, MICHIGAN					
Fund:		Budget - General Fund General Purpose		FY2024 AND FY2025 AND FY2026 County Executive Recommended Budget					
Account Number/Description		FY 2022	FY 2023		FY 2024	FY 2025	FY 2024	FY 2025	FY 2026
		Actual	Adopted Budget	Amended Budget	Amended Plan	Amended Plan	County Exec. Recommended	County Exec. Recommended	County Exec. Recommended
730373	Contracted Services	20,770	-	-	-	-	-	-	-
730415	Court Reporter Services	6,341	4,000	4,189	4,000	4,000	6,000	6,000	6,000
730590	Employee Med Exams ADA	3,200	2,000	2,000	2,000	2,000	14,000	14,000	14,000
730611	Employees Medical Exams	126,139	72,000	72,000	72,000	72,000	72,000	72,000	72,000
730646	Equipment Maintenance	-	1,100	1,100	1,100	1,100	1,100	1,100	1,100
730681	Examination Material	-	25,000	25,000	25,000	25,000	25,000	25,000	25,000
730772	Freight and Express	-	200	200	200	200	200	200	200
		739,910	539,547	856,415	539,547	539,547	904,791	829,791	829,791
Commodities									
750049	Computer Supplies	-	2,000	2,000	2,000	2,000	2,000	2,000	2,000
750154	Expendable Equipment	-	2,000	2,000	2,000	2,000	2,000	2,000	2,000
750245	Incentives	22	-	-	-	-	-	-	-
750392	Metered Postage Expense	4,193	13,341	13,341	13,341	13,341	13,341	13,341	13,341
750399	Office Supplies	4,558	8,713	8,713	8,713	8,713	13,713	13,713	13,713
		8,772	26,054	26,054	26,054	26,054	31,054	31,054	31,054
Operating Expenses		748,682	565,601	882,469	565,601	565,601	935,845	860,845	860,845
Internal Support									
Internal Services									
770631	Bldg Space Cost Allocation	165,352	153,198	153,198	171,826	173,485	161,386	176,568	180,488
772618	Equipment Rental	8,280	7,500	7,500	7,500	7,500	7,500	7,500	7,500
773630	Info Tech Development	142,908	-	80,435	-	-	-	-	-
774636	Info Tech Operations	1,011,432	1,083,643	1,083,643	1,083,643	1,083,643	1,240,386	1,389,456	1,432,249
774637	Info Tech Managed Print Svcs	14,206	4,568	4,568	4,568	4,568	4,568	4,568	4,568
774677	Insurance Fund	11,375	9,864	9,864	9,943	10,021	18,542	18,542	18,542
775754	Maintenance Department Charges	12,319	-	7,068	-	-	-	-	-
778675	Telephone Communications	39,453	24,373	24,373	24,373	24,373	25,299	25,299	25,299
		1,405,325	1,283,146	1,370,649	1,301,853	1,303,590	1,457,681	1,621,933	1,668,646
Internal Support		1,405,325	1,283,146	1,370,649	1,301,853	1,303,590	1,457,681	1,621,933	1,668,646
Grand Total Expenditures		4,860,637	5,456,482	5,860,853	5,475,189	5,476,926	6,276,367	6,560,238	6,804,424

Department:	Human Resources	OAKLAND COUNTY, MICHIGAN						
Division:	Human Resources Administration							
Fund:	Budget - General Fund General Purpose	FY2024 AND FY2025 AND FY2026 County Executive Recommended Budget						

Account Number/Description	FY 2022	FY 2023		FY 2024	FY 2025	FY 2024	FY 2025	FY 2026
	Actual	Adopted Budget	Amended Budget	Amended Plan	Amended Plan	County Exec. Recommended	County Exec. Recommended	County Exec. Recommended

Expenditures

Personnel

Salaries Regular

702010	Salaries Regular	385,383	673,916	673,916	673,916	673,916	964,026	997,088	1,025,855
702030	Holiday	14,704	-	-	-	-	-	-	-
702050	Annual Leave	20,574	-	-	-	-	-	-	-
702080	Sick Leave	5,662	-	-	-	-	-	-	-
702110	Per Diem Expense	540	8,500	8,500	8,500	8,500	8,500	8,500	8,500
702300	Disaster Non-Prod Salaries	1,653	-	-	-	-	-	-	-
712020	Overtime	570	-	-	-	-	-	-	-
		429,086	682,416	682,416	682,416	682,416	972,526	1,005,588	1,034,355

Fringe Benefits

722750	Workers Compensation	853	742	742	742	742	3,004	3,056	3,105
722760	Group Life	917	1,315	1,315	1,315	1,315	2,086	2,151	2,211
722770	Retirement	101,096	145,152	145,152	145,152	145,152	208,756	215,503	225,583
722780	Hospitalization (Personnel)	53,737	74,717	74,717	74,717	74,717	123,171	138,175	151,946
722790	Social Security	33,670	45,606	45,606	45,606	45,606	68,309	70,805	72,592
722800	Dental	5,661	6,401	6,401	6,401	6,401	6,623	6,656	6,856
722810	Disability	5,552	9,567	9,567	9,567	9,567	15,237	15,709	16,111
722820	Unemployment Insurance (Personnel)	469	673	673	673	673	616	636	653
722850	Optical	508	631	631	631	631	358	375	386
		202,462	284,804	284,804	284,804	284,804	428,159	453,067	479,441

Personnel

		631,548	967,220	967,220	967,220	967,220	1,400,685	1,458,654	1,513,797
--	--	----------------	----------------	----------------	----------------	----------------	------------------	------------------	------------------

Operating Expenses

Contractual Services

731073	Legal Services	38,326	90,000	164,170	90,000	90,000	30,000	30,000	30,000
731213	Membership Dues	10,778	12,595	12,595	12,595	12,595	12,595	12,595	12,595
731346	Personal Mileage	55	816	816	816	816	1,636	1,636	1,636
731388	Printing	-	6,275	6,275	6,275	6,275	6,275	6,275	6,275
731458	Professional Services	130,611	100,000	342,509	100,000	100,000	160,000	160,000	160,000
731773	Software Rental Lease Purchase	-	-	-	-	-	25,000	25,000	25,000
732018	Travel and Conference	6,810	20,000	20,000	20,000	20,000	20,000	20,000	20,000
732020	Travel Employee Taxable Meals	47	-	-	-	-	-	-	-
732165	Workshops and Meeting	2,077	1,000	1,000	1,000	1,000	1,000	1,000	1,000
730289	Claims	40,000	-	-	-	-	-	-	-
730415	Court Reporter Services	6,341	4,000	4,189	4,000	4,000	6,000	6,000	6,000
730590	Employee Med Exams ADA	3,200	2,000	2,000	2,000	2,000	14,000	14,000	14,000
		238,244	236,686	553,554	236,686	236,686	276,506	276,506	276,506

Commodities

750392	Metered Postage Expense	4,193	13,341	13,341	13,341	13,341	13,341	13,341	13,341
750399	Office Supplies	2,543	1,216	1,216	1,216	1,216	1,216	1,216	1,216
		6,735	14,557	14,557	14,557	14,557	14,557	14,557	14,557

Operating Expenses

		244,980	251,243	568,111	251,243	251,243	291,063	291,063	291,063
--	--	----------------	----------------	----------------	----------------	----------------	----------------	----------------	----------------

Department:	Human Resources	OAKLAND COUNTY, MICHIGAN						
Division:	Human Resources Administration							
Fund:	Budget - General Fund General Purpose							
		FY2024 AND FY2025 AND FY2026 County Executive Recommended Budget						

Account Number/Description	FY 2022	FY 2023		FY 2024	FY 2025	FY 2024	FY 2025	FY 2026	
	Actual	Adopted Budget	Amended Budget	Amended Plan	Amended Plan	County Exec. Recommended	County Exec. Recommended	County Exec. Recommended	
Internal Support									
Internal Services									
770631	Bldg Space Cost Allocation	33,611	31,141	31,141	34,927	35,264	25,634	28,045	28,668
774636	Info Tech Operations	28,603	36,599	36,599	36,599	36,599	36,599	151,349	157,099
774637	Info Tech Managed Print Svcs	393	1,142	1,142	1,142	1,142	1,142	1,142	1,142
774677	Insurance Fund	1,770	2,244	2,244	2,262	2,280	3,082	3,082	3,082
775754	Maintenance Department Charges	12,319	-	7,068	-	-	-	-	-
778675	Telephone Communications	2,293	2,605	2,605	2,605	2,605	2,704	2,704	2,704
		78,989	73,731	80,799	77,535	77,890	69,161	186,322	192,695
Internal Support		78,989	73,731	80,799	77,535	77,890	69,161	186,322	192,695
Grand Total Expenditures		955,516	1,292,194	1,616,130	1,295,998	1,296,353	1,760,909	1,936,040	1,997,555

Department:	Human Resources	OAKLAND COUNTY, MICHIGAN						
Division:	Workforce Management	FY2024 AND FY2025 AND FY2026 County Executive Recommended Budget						
Fund:	Budget - General Fund General Purpose							

Account Number/Description	FY 2022	FY 2023		FY 2024	FY 2025	FY 2024	FY 2025	FY 2026
	Actual	Adopted Budget	Amended Budget	Amended Plan	Amended Plan	County Exec. Recommended	County Exec. Recommended	County Exec. Recommended

Expenditures

Personnel

Salaries Regular

702010	Salaries Regular	1,266,077	1,855,357	1,855,357	1,855,357	1,855,357	1,704,472	1,783,842	1,863,355
702030	Holiday	55,737	-	-	-	-	-	-	-
702050	Annual Leave	56,679	-	-	-	-	-	-	-
702073	Parental Leave	8,994	-	-	-	-	-	-	-
702080	Sick Leave	24,006	-	-	-	-	-	-	-
702200	Death Leave	3,446	-	-	-	-	-	-	-
702300	Disaster Non-Prod Salaries	3,890	-	-	-	-	-	-	-
712020	Overtime	27,349	17,000	17,000	17,000	17,000	17,000	17,000	17,000
712040	Holiday Overtime	433	-	-	-	-	-	-	-
712090	On Call	337	-	-	-	-	-	-	-
		1,446,947	1,872,357	1,872,357	1,872,357	1,872,357	1,721,472	1,800,842	1,880,355

Fringe Benefits

722750	Workers Compensation	4,164	1,782	1,782	1,782	1,782	1,749	1,909	2,072
722760	Group Life	2,548	3,051	3,051	3,051	3,051	2,993	3,114	3,244
722770	Retirement	331,489	381,237	381,237	381,237	381,237	367,340	380,917	402,745
722780	Hospitalization (Personnel)	160,109	209,977	209,977	209,977	209,977	241,526	279,330	314,025
722790	Social Security	93,341	110,867	110,867	110,867	110,867	108,584	113,145	117,681
722800	Dental	16,494	17,758	17,758	17,758	17,758	15,557	15,642	16,154
722810	Disability	17,145	22,226	22,226	22,226	22,226	21,485	22,373	23,254
722820	Unemployment Insurance (Personnel)	1,447	1,623	1,623	1,623	1,623	1,051	1,098	1,146
722850	Optical	1,399	1,587	1,587	1,587	1,587	399	434	459
722900	Fringe Benefit Adjustments	-	18,050	18,050	18,050	18,050	-	-	-
		628,136	768,158	768,158	768,158	768,158	760,685	817,963	880,782

Personnel

		2,075,082	2,640,515	2,640,515	2,640,515	2,640,515	2,482,156	2,618,805	2,761,136
--	--	------------------	------------------	------------------	------------------	------------------	------------------	------------------	------------------

Operating Expenses

Contractual Services

730912	Human Services Agency	3,965	-	-	-	-	-	-	-
731185	Medical Exam	2,918	-	-	-	-	-	-	-
731213	Membership Dues	523	2,000	2,000	2,000	2,000	10,000	10,000	10,000
731339	Periodicals Books Publ Sub	-	4,200	4,200	4,200	4,200	4,200	4,200	4,200
731346	Personal Mileage	738	2,298	2,298	2,298	2,298	2,298	2,298	2,298
731388	Printing	-	8,500	8,500	8,500	8,500	8,500	8,500	8,500
731458	Professional Services	17,415	3,000	3,000	3,000	3,000	29,250	29,250	29,250
731493	Psychological Testing	88,500	60,000	60,000	60,000	60,000	60,000	60,000	60,000
731570	Recruitment Expense	176,125	65,000	65,000	65,000	65,000	45,000	45,000	45,000
731773	Software Rental Lease Purchase	44,132	39,563	39,563	39,563	39,563	332,537	257,537	257,537
732018	Travel and Conference	17,523	20,000	20,000	20,000	20,000	38,200	38,200	38,200
730205	Business Recruitment	2,605	-	-	-	-	-	-	-
730373	Contracted Services	20,770	-	-	-	-	-	-	-
730611	Employees Medical Exams	126,139	72,000	72,000	72,000	72,000	72,000	72,000	72,000

Department:	Human Resources	OAKLAND COUNTY, MICHIGAN							
Division:	Workforce Management	FY2024 AND FY2025 AND FY2026 County Executive Recommended Budget							
Fund:	Budget - General Fund General Purpose								

Account Number/Description	FY 2022	FY 2023		FY 2024	FY 2025	FY 2024	FY 2025	FY 2026	
	Actual	Adopted Budget	Amended Budget	Amended Plan	Amended Plan	County Exec. Recommended	County Exec. Recommended	County Exec. Recommended	
730646 Equipment Maintenance	-	1,100	1,100	1,100	1,100	1,100	1,100	1,100	
730681 Examination Material	-	25,000	25,000	25,000	25,000	25,000	25,000	25,000	
730772 Freight and Express	-	200	200	200	200	200	200	200	
	501,354	302,861	302,861	302,861	302,861	628,285	553,285	553,285	
Commodities									
750049 Computer Supplies	-	2,000	2,000	2,000	2,000	2,000	2,000	2,000	
750154 Expendable Equipment	-	2,000	2,000	2,000	2,000	2,000	2,000	2,000	
750245 Incentives	22	-	-	-	-	-	-	-	
750399 Office Supplies	2,015	7,497	7,497	7,497	7,497	12,497	12,497	12,497	
	2,037	11,497	11,497	11,497	11,497	16,497	16,497	16,497	
Operating Expenses	503,391	314,358	314,358	314,358	314,358	644,782	569,782	569,782	
Internal Support									
Internal Services									
770631 Bldg Space Cost Allocation	131,741	122,057	122,057	136,899	138,221	135,752	148,523	151,820	
772618 Equipment Rental	8,280	7,500	7,500	7,500	7,500	7,500	7,500	7,500	
773630 Info Tech Development	142,908	-	80,435	-	-	-	-	-	
774636 Info Tech Operations	982,828	1,047,044	1,047,044	1,047,044	1,047,044	1,203,787	1,238,107	1,275,150	
774637 Info Tech Managed Print Svcs	13,813	3,426	3,426	3,426	3,426	3,426	3,426	3,426	
774677 Insurance Fund	9,605	7,620	7,620	7,681	7,741	15,460	15,460	15,460	
778675 Telephone Communications	37,160	21,768	21,768	21,768	21,768	22,595	22,595	22,595	
	1,326,336	1,209,415	1,289,850	1,224,318	1,225,700	1,388,520	1,435,611	1,475,951	
Internal Support	1,326,336	1,209,415	1,289,850	1,224,318	1,225,700	1,388,520	1,435,611	1,475,951	
Grand Total Expenditures	3,904,809	4,164,288	4,244,723	4,179,191	4,180,573	4,515,459	4,624,198	4,806,870	

Department:	Health and Human Services	OAKLAND COUNTY, MICHIGAN						
Fund:	Budget - General Fund General Purpose	FY2024 AND FY2025 AND FY2026 County Executive Recommended Budget						

Account Number/Description	FY 2022	FY 2023		FY 2024	FY 2025	FY 2024	FY 2025	FY 2026
	Actual	Adopted Budget	Amended Budget	Amended Plan	Amended Plan	County Exec. Recommended	County Exec. Recommended	County Exec. Recommended

Revenues

Revenue

Federal Grants

610313	Federal Operating Grants	277,815	648,790	631,490	647,307	647,307	647,307	647,307	647,307
		277,815	648,790	631,490	647,307	647,307	647,307	647,307	647,307

State Grants

615571	State Operating Grants	3,516,194	2,984,024	3,519,605	2,952,437	2,952,437	2,952,437	2,952,437	2,952,437
615675	Health State Subsidy	3,243,212	2,557,216	2,557,216	2,557,216	2,557,216	3,602,286	3,602,286	3,602,286
		6,759,407	5,541,240	6,076,821	5,509,653	5,509,653	6,554,723	6,554,723	6,554,723

Charges for Services

630014	Administration Fees	128,905	200,000	200,000	200,000	200,000	130,000	130,000	130,000
630135	Bac-T Test	66,714	84,000	84,000	84,000	84,000	72,000	72,000	72,000
630154	Bodies Disinter or Reinter	550	550	550	550	550	550	550	550
630175	Campground License Fees	1,660	2,000	2,000	2,000	2,000	2,000	2,000	2,000
630259	Class Fees	32,587	40,000	40,000	40,000	40,000	40,000	40,000	40,000
630273	Clinic Charges	38,336	125,000	125,000	125,000	125,000	40,000	40,000	40,000
630518	Dental Services Fees	825	4,000	4,000	4,000	4,000	2,000	2,000	2,000
630525	Diff Between Chg and Init Pay	(61,856)	(100,000)	(100,000)	(100,000)	(100,000)	(100,000)	(100,000)	(100,000)
630574	Duplicate Record Fees	-	500	500	500	500	500	500	500
630658	Equipment Rental Revenue	125	-	-	-	-	-	-	-
630742	Flu 3rd Party	123,667	120,000	120,000	120,000	120,000	120,000	120,000	120,000
630749	Flu Vaccine Fees	5,490	15,000	15,000	15,000	15,000	15,000	15,000	15,000
630770	Food Plan Reviews	70,330	80,000	80,000	80,000	80,000	80,000	80,000	80,000
630777	Food Service Licenses	1,608,560	1,515,710	1,515,710	1,515,710	1,515,710	1,515,710	1,515,710	1,515,710
630882	Hepatitis Vaccine	5,767	60,000	60,000	60,000	60,000	60,000	60,000	60,000
630898	HPV Vaccine	5,886	4,000	4,000	4,000	4,000	4,000	4,000	4,000
630917	Immunizations	357,635	650,000	650,000	650,000	650,000	400,000	400,000	400,000
630966	Inspection Fees	186,124	386,256	386,256	386,256	386,256	386,256	386,256	386,256
631022	Laboratory Charges	3,180	27,300	27,300	27,300	27,300	27,300	27,300	27,300
631024	Laboratory Charges 3rd Party	62,221	156,000	156,000	156,000	156,000	156,000	156,000	156,000
631092	Licensed Fac Inspect 3rd Party	5,375	15,000	15,000	15,000	15,000	15,000	15,000	15,000
631099	Licensed Facility Inspections	41,468	40,000	40,000	40,000	40,000	40,000	40,000	40,000
631106	Licenses	42,825	50,000	50,000	50,000	50,000	50,000	50,000	50,000
631171	MCV4 Vaccine	9,683	12,000	12,000	12,000	12,000	12,000	12,000	12,000
631204	Medical Records	180	100	100	100	100	100	100	100
631253	Miscellaneous Revenue	446	-	-	-	-	-	-	-
631459	Partial Chem Test	9,418	12,000	12,000	12,000	12,000	12,000	12,000	12,000
631505	Permits	446,453	544,603	544,603	544,603	544,603	500,000	500,000	500,000
631547	Plan Review Fees	29,384	32,800	32,800	32,800	32,800	32,800	32,800	32,800
631561	Pneumo Vax	-	500	500	500	500	500	500	500
631568	Pneumo Vax 3rd Party	25,312	50,000	50,000	50,000	50,000	50,000	50,000	50,000
631631	Psych Testing and Evaluation	31,000	-	-	-	-	-	-	-
631659	Rabies Vaccine Fees	28,456	15,000	15,000	15,000	15,000	15,000	15,000	15,000
631673	Radon Testing	9,070	-	-	-	-	-	-	-
631799	Reimb Contracts	2,887	2,328	2,328	-	-	-	-	-
631827	Reimb General	446,394	400,000	400,000	400,000	400,000	400,000	400,000	400,000

Department:	Health and Human Services	OAKLAND COUNTY, MICHIGAN							
Fund:	Budget - General Fund General Purpose	FY2024 AND FY2025 AND FY2026 County Executive Recommended Budget							

Account Number/Description		FY 2022	FY 2023		FY 2024	FY 2025	FY 2024	FY 2025	FY 2026
		Actual	Adopted Budget	Amended Budget	Amended Plan	Amended Plan	County Exec. Recommended	County Exec. Recommended	County Exec. Recommended
631869	Reimb Salaries	22,995	7,000	7,000	7,000	7,000	7,000	7,000	7,000
632044	Sanitary Code Appeals Fee	4,439	20,000	20,000	20,000	20,000	20,000	20,000	20,000
632191	Subdivision Control Plats	2,580	3,200	3,200	3,200	3,200	3,200	3,200	3,200
632255	TB Tests	32,715	64,000	64,000	64,000	64,000	34,000	34,000	34,000
632257	Tdap Vaccine Fees	6,055	15,000	15,000	15,000	15,000	10,000	10,000	10,000
632464	Water Sample Tests	19,158	25,000	25,000	25,000	25,000	25,000	25,000	25,000
		3,853,000	4,678,847	4,678,847	4,676,519	4,676,519	4,177,916	4,177,916	4,177,916
<u>ISF External Revenue</u>									
635276	FOIA Fee	1,393	-	-	-	-	-	-	-
		1,393	-	-	-	-	-	-	-
<u>Contributions</u>									
650301	Donations	1,556	-	-	-	-	-	-	-
		1,556	-	-	-	-	-	-	-
<u>Investment Income</u>									
655616	Interest Credited	9	-	-	-	-	-	-	-
		9	-	-	-	-	-	-	-
<u>Other Revenues</u>									
670057	Adjustment Prior Years Revenue	844,287	-	-	-	-	-	-	-
670114	Cash Overages	14	-	-	-	-	-	-	-
670228	County Auction	152	-	-	-	-	-	-	-
670456	Prior Years Adjustments	2,304,712	-	-	-	-	-	-	-
670513	Prior Years Revenue	12,235	-	-	-	-	-	-	-
670570	Refund Prior Years Expenditure	453	-	-	-	-	-	-	-
		3,161,852	-	-	-	-	-	-	-
Revenue		14,055,031	10,868,877	11,387,158	10,833,479	10,833,479	11,379,946	11,379,946	11,379,946
Grand Total Revenues		14,055,031	10,868,877	11,387,158	10,833,479	10,833,479	11,379,946	11,379,946	11,379,946

Expenditures

Personnel

Salaries Regular

702010	Salaries Regular	15,223,642	21,069,476	21,069,476	21,069,476	21,069,476	21,847,149	22,611,250	23,308,149
702030	Holiday	866,265	-	-	-	-	-	-	-
702050	Annual Leave	998,166	-	-	-	-	-	-	-
702073	Parental Leave	100,547	-	-	-	-	-	-	-
702080	Sick Leave	369,361	-	-	-	-	-	-	-
702086	Comp Time	4,451	-	-	-	-	-	-	-
702110	Per Diem Expense	4,083	8,900	8,900	8,900	8,900	8,900	8,900	8,900
702120	Jury Duty	410	-	-	-	-	-	-	-
702190	Workers Compensation Pay	7,003	-	-	-	-	-	-	-
702200	Death Leave	53,315	-	-	-	-	-	-	-
702300	Disaster Non-Prod Salaries	66,982	-	-	-	-	-	-	-

Department:	Health and Human Services	OAKLAND COUNTY, MICHIGAN						
Fund:	Budget - General Fund General Purpose	FY2024 AND FY2025 AND FY2026 County Executive Recommended Budget						

Account Number/Description		FY 2022	FY 2023		FY 2024	FY 2025	FY 2024	FY 2025	FY 2026
		Actual	Adopted Budget	Amended Budget	Amended Plan	Amended Plan	County Exec. Recommended	County Exec. Recommended	County Exec. Recommended
712020	Overtime	183,131	119,960	119,960	119,960	119,960	119,960	119,960	119,960
712040	Holiday Overtime	3,223	-	-	-	-	-	-	-
712090	On Call	194	-	-	-	-	-	-	-
		17,880,772	21,198,336	21,198,336	21,198,336	21,198,336	21,976,009	22,740,110	23,437,009
Fringe Benefits									
722750	Workers Compensation	111,399	159,607	159,607	159,607	159,607	113,473	117,521	121,276
722760	Group Life	35,618	42,989	42,989	42,989	42,989	47,244	48,907	50,306
722770	Retirement	4,547,726	5,290,565	5,290,565	5,290,565	5,290,565	5,496,998	5,663,945	5,928,788
722780	Hospitalization (Personnel)	2,252,461	2,971,220	2,971,220	2,971,220	2,971,220	3,751,361	4,272,800	4,751,353
722790	Social Security	1,264,259	1,523,670	1,523,670	1,523,670	1,523,670	1,597,572	1,652,645	1,702,637
722800	Dental	240,835	273,522	273,522	273,522	273,522	231,371	232,528	239,504
722810	Disability	253,410	312,309	312,309	312,309	312,309	332,443	343,757	353,992
722820	Unemployment Insurance (Personnel)	17,909	21,055	21,055	21,055	21,055	13,108	13,567	13,985
722850	Optical	22,473	26,494	26,494	26,494	26,494	7,311	7,860	8,253
722900	Fringe Benefit Adjustments	-	119,177	119,177	119,177	119,177	-	-	-
		8,746,092	10,740,608	10,740,608	10,740,608	10,740,608	11,590,882	12,353,529	13,170,093
Personnel		26,626,864	31,938,944	31,938,944	31,938,944	31,938,944	33,566,891	35,093,639	36,607,101

Operating Expenses

Contractual Services

730912	Human Services Agency	814,200	894,200	894,200	894,200	894,200	894,200	894,200	894,200
730920	Independ Living Cy Pd	249,157	325,038	325,038	325,038	325,038	325,038	325,038	325,038
730926	Indirect Costs	202	-	-	-	-	-	-	-
730982	Interpreter Fees	16,696	14,500	14,500	14,500	14,500	15,500	15,500	15,500
731031	Laboratory Fees	24,658	8,800	8,800	8,800	8,800	8,500	8,500	8,500
731059	Laundry and Cleaning	754	2,000	2,035	2,000	2,000	2,400	2,400	2,400
731115	Licenses and Permits	3,193	11,500	11,500	11,500	11,500	11,925	11,925	11,925
731213	Membership Dues	32,490	36,365	36,365	36,365	36,365	34,405	34,405	34,405
731241	Miscellaneous	19,816	19,816	19,816	19,816	19,816	19,816	19,816	19,816
730765	Foster Care Social Service	-	2,000	2,000	2,000	2,000	2,000	2,000	2,000
731339	Periodicals Books Publ Sub	4,714	-	-	-	-	3,000	3,000	3,000
731346	Personal Mileage	361,824	393,181	393,181	393,181	393,181	355,431	355,431	355,431
731388	Printing	27,359	45,473	45,473	45,473	45,473	41,723	41,723	41,723
731410	PVT INST Foster CY PD	132,313	434,433	434,433	434,433	434,433	434,433	434,433	434,433
731418	Pvt Inst Resid Cy Pd	291,028	1,478,277	1,478,277	1,478,277	1,478,277	1,478,277	1,478,277	1,478,277
731458	Professional Services	403,208	1,011,063	3,029,628	1,011,063	1,011,063	999,999	999,999	999,999
731423	Private Institutions	-	565,184	565,184	565,184	565,184	565,184	565,184	565,184
731780	Software Support Maintenance	43,690	105,000	105,000	105,000	105,000	100,000	100,000	100,000
731818	Special Event Program	188	-	-	-	-	-	-	-
731836	Sponsorship	-	-	-	-	-	5,000	5,000	5,000
731885	Supportive Services	24,486	-	543,513	-	-	-	-	-
731892	TB Cases Outside	4,278	10,000	10,000	10,000	10,000	9,000	9,000	9,000
731941	Training	3,024	13,500	13,500	13,500	13,500	13,210	13,210	13,210
731997	Transportation of Clients	49	200	200	200	200	400	400	400
732018	Travel and Conference	18,276	32,963	32,963	32,963	32,963	79,152	79,152	79,152
732020	Travel Employee Taxable Meals	228	-	-	-	-	2,700	2,700	2,700
732060	Uniform Cleaning	-	72,930	72,930	72,930	72,930	72,930	72,930	72,930

Department:	Health and Human Services	OAKLAND COUNTY, MICHIGAN						
Fund:	Budget - General Fund General Purpose	FY2024 AND FY2025 AND FY2026 County Executive Recommended Budget						

Account Number/Description		FY 2022	FY 2023		FY 2024	FY 2025	FY 2024	FY 2025	FY 2026
		Actual	Adopted Budget	Amended Budget	Amended Plan	Amended Plan	County Exec. Recommended	County Exec. Recommended	County Exec. Recommended
732165	Workshops and Meeting	949	2,500	2,500	2,500	2,500	2,500	2,500	2,500
730037	Adj Prior Years Exp	28,300	-	-	-	-	-	-	-
730044	Adj Prior Years Revenue	377,504	-	-	-	-	-	-	-
730072	Advertising	10,000	10,000	10,000	10,000	10,000	10,500	10,500	10,500
730114	Auction Expense	3	-	-	-	-	-	-	-
730240	Cash Shortage	66	-	-	-	-	-	-	-
730282	Child Abuse Neglect Council	124,175	110,000	110,000	110,000	110,000	110,000	110,000	110,000
730373	Contracted Services	1,646,890	176,794	281,524	176,794	176,794	176,794	176,794	176,794
730415	Court Reporter Services	235	-	-	-	-	-	-	-
730585	Employee License-Certification	4,857	6,061	6,061	6,061	6,061	17,211	17,211	17,211
730611	Employees Medical Exams	(327)	9,000	9,000	9,000	9,000	9,000	9,000	9,000
730646	Equipment Maintenance	26,061	48,776	48,776	48,776	48,776	50,026	50,026	50,026
730760	Foster Board Home CY PD	65,784	223,250	223,250	223,250	223,250	223,250	223,250	223,250
730772	Freight and Express	2,062	2,000	2,000	2,000	2,000	2,000	2,000	2,000
		4,762,393	6,064,804	8,731,647	6,064,804	6,064,804	6,075,504	6,075,504	6,075,504
Non Departmental Expense									
740006	Area Agency on Aging	102,944	92,027	92,027	92,027	92,027	92,027	92,027	92,027
740184	West Nile Virus	175,231	191,000	191,000	191,000	191,000	191,000	191,000	191,000
		278,175	283,027	283,027	283,027	283,027	283,027	283,027	283,027
Commodities									
750406	Paper Printing	75	-	-	-	-	-	-	-
750427	Photographic Supplies	-	250	250	250	250	100	100	100
750448	Postage - Standard Mailing	-	450	450	450	450	350	350	350
750462	Provisions	-	-	-	-	-	300	300	300
750539	Testing Materials	3,365	8,200	8,200	8,200	8,200	7,200	7,200	7,200
750567	Training-Educational Supplies	30,957	50,600	50,600	50,600	50,600	46,650	46,650	46,650
750581	Uniforms	39,523	129,900	166,923	129,900	129,900	129,900	129,900	129,900
750588	Vaccines	1,054,372	1,237,285	1,237,285	1,237,285	1,237,285	1,233,685	1,233,685	1,233,685
750595	X-Ray Supplies	-	200	200	200	200	200	200	200
750112	Drugs	78,559	82,000	82,000	82,000	82,000	91,000	91,000	91,000
750140	Employee Footwear	3,780	20,075	20,075	20,075	20,075	20,075	20,075	20,075
750154	Expendable Equipment	3,888	40,000	43,233	40,000	40,000	40,000	40,000	40,000
750245	Incentives	10,601	2,000	2,000	2,000	2,000	1,000	1,000	1,000
750280	Laboratory Supplies	298,197	291,000	291,819	291,000	291,000	291,000	291,000	291,000
750294	Material and Supplies	940	3,000	3,000	3,000	3,000	3,100	3,100	3,100
750301	Medical Supplies	64,157	74,950	74,950	74,950	74,950	71,450	71,450	71,450
750392	Metered Postage Expense	55,602	55,800	55,800	55,800	55,800	59,300	59,300	59,300
750399	Office Supplies	49,136	60,400	60,400	60,400	60,400	60,100	60,100	60,100
		1,693,152	2,056,110	2,097,185	2,056,110	2,056,110	2,055,410	2,055,410	2,055,410
Capital Outlay									
760160	Furniture and Fixtures	9,931	-	23,044	-	-	-	-	-
		9,931	-	23,044	-	-	-	-	-
Operating Expenses		6,743,651	8,403,941	11,134,903	8,403,941	8,403,941	8,413,941	8,413,941	8,413,941

Department:		Health and Human Services		OAKLAND COUNTY, MICHIGAN					
Fund:		Budget - General Fund General Purpose		FY2024 AND FY2025 AND FY2026 County Executive Recommended Budget					
Account Number/Description		FY 2022	FY 2023		FY 2024	FY 2025	FY 2024	FY 2025	FY 2026
		Actual	Adopted Budget	Amended Budget	Amended Plan	Amended Plan	County Exec. Recommended	County Exec. Recommended	County Exec. Recommended
Internal Support									
Internal Services									
770631	Bldg Space Cost Allocation	1,360,564	1,517,047	1,517,047	1,701,524	1,717,938	1,649,495	1,804,669	1,844,619
772618	Equipment Rental	63,579	63,223	63,223	63,223	63,223	63,223	63,223	63,223
773630	Info Tech Development	509,681	-	182,704	-	-	-	-	-
774636	Info Tech Operations	2,253,066	1,762,115	1,762,115	1,774,455	1,785,966	1,774,455	2,130,265	2,153,637
774637	Info Tech Managed Print Svcs	58,197	59,718	59,718	59,718	59,718	59,718	59,718	59,718
774677	Insurance Fund	83,478	101,831	101,831	102,623	103,410	167,364	165,865	166,034
775754	Maintenance Department Charges	66,792	-	16,030	-	-	-	-	-
776659	Motor Pool Fuel Charges	4,662	5,000	5,000	5,000	5,000	4,982	4,982	4,982
776661	Motor Pool	25,175	29,549	29,549	29,549	29,549	27,516	27,516	27,516
777560	Radio Communications	1,473	2,000	2,000	2,000	2,000	2,000	2,000	2,000
778675	Telephone Communications	336,957	317,660	317,660	317,660	317,660	329,734	329,734	329,734
		4,763,624	3,858,143	4,056,877	4,055,752	4,084,464	4,078,487	4,587,972	4,651,463
Internal Support		4,763,624	3,858,143	4,056,877	4,055,752	4,084,464	4,078,487	4,587,972	4,651,463
Transfers/Other Sources (Uses)									
Tranfers Out									
788001	Transfers Out	-	609,538	1,228,935	1,228,935	1,228,935	619,397	619,397	619,397
		-	609,538	1,228,935	1,228,935	1,228,935	619,397	619,397	619,397
Transfers/Other Sources (Uses)		-	609,538	1,228,935	1,228,935	1,228,935	619,397	619,397	619,397
Grand Total Expenditures		38,134,138	44,810,566	48,359,659	45,627,572	45,656,284	46,678,716	48,714,949	50,291,902

Department:	Health and Human Services	OAKLAND COUNTY, MICHIGAN						
Division:	Health and Human Services Administration	FY2024 AND FY2025 AND FY2026 County Executive Recommended Budget						
Fund:	Budget - General Fund General Purpose							

Account Number/Description	FY 2022	FY 2023		FY 2024	FY 2025	FY 2024	FY 2025	FY 2026
	Actual	Adopted Budget	Amended Budget	Amended Plan	Amended Plan	County Exec. Recommended	County Exec. Recommended	County Exec. Recommended
Revenues								
Revenue								
Charges for Services								
631631 Psych Testing and Evaluation	31,000	-	-	-	-	-	-	-
	31,000	-	-	-	-	-	-	-
Other Revenues								
670057 Adjustment Prior Years Revenue	1,000	-	-	-	-	-	-	-
	1,000	-	-	-	-	-	-	-
Revenue	32,000	-	-	-	-	-	-	-
Grand Total Revenues	32,000	-	-	-	-	-	-	-

Expenditures

Personnel								
Salaries Regular								
702010 Salaries Regular	170,280	187,581	187,581	187,581	187,581	197,958	204,365	208,258
702110 Per Diem Expense	4,083	3,900	3,900	3,900	3,900	3,900	3,900	3,900
	174,363	191,481	191,481	191,481	191,481	201,858	208,265	212,158
Fringe Benefits								
722750 Workers Compensation	153	206	206	206	206	158	163	167
722760 Group Life	368	406	406	406	406	453	468	477
722770 Retirement	39,800	46,364	46,364	46,364	46,364	45,397	46,911	48,920
722780 Hospitalization (Personnel)	14,219	16,511	16,511	16,511	16,511	19,962	22,737	25,283
722790 Social Security	10,944	11,834	11,834	11,834	11,834	12,905	13,603	14,145
722800 Dental	1,546	1,540	1,540	1,540	1,540	1,283	1,289	1,328
722810 Disability	2,686	2,959	2,959	2,959	2,959	3,196	3,300	3,363
722820 Unemployment Insurance (Personnel)	170	188	188	188	188	119	123	125
722850 Optical	108	108	108	108	108	30	32	34
722900 Fringe Benefit Adjustments	-	195	195	195	195	-	-	-
	69,995	80,311	80,311	80,311	80,311	83,502	88,626	93,841
Personnel	244,358	271,792	271,792	271,792	271,792	285,361	296,891	305,999

Operating Expenses

Contractual Services								
730912 Human Services Agency	814,200	894,200	894,200	894,200	894,200	894,200	894,200	894,200
730920 Independ Living Cy Pd	249,157	325,038	325,038	325,038	325,038	325,038	325,038	325,038
731213 Membership Dues	6,618	6,705	6,705	6,705	6,705	7,305	7,305	7,305
731241 Miscellaneous	19,816	19,816	19,816	19,816	19,816	19,816	19,816	19,816
730765 Foster Care Social Service	-	2,000	2,000	2,000	2,000	2,000	2,000	2,000
731339 Periodicals Books Publ Sub	133	-	-	-	-	-	-	-
731346 Personal Mileage	1,395	1,073	1,073	1,073	1,073	1,523	1,523	1,523
731388 Printing	79	173	173	173	173	173	173	173
731410 PVT INST Foster CY PD	132,313	434,433	434,433	434,433	434,433	434,433	434,433	434,433

Department:	Health and Human Services	OAKLAND COUNTY, MICHIGAN							
Division:	Health and Human Services Administration	FY2024 AND FY2025 AND FY2026 County Executive Recommended Budget							
Fund:	Budget - General Fund General Purpose								

Account Number/Description		FY 2022	FY 2023		FY 2024	FY 2025	FY 2024	FY 2025	FY 2026
		Actual	Adopted Budget	Amended Budget	Amended Plan	Amended Plan	County Exec. Recommended	County Exec. Recommended	County Exec. Recommended
731418	Pvt Inst Resid Cy Pd	291,028	1,478,277	1,478,277	1,478,277	1,478,277	1,478,277	1,478,277	1,478,277
731458	Professional Services	355	651,670	651,670	651,670	651,670	641,670	641,670	641,670
731423	Private Institutions	-	565,184	565,184	565,184	565,184	565,184	565,184	565,184
731885	Supportive Services	24,486	-	543,513	-	-	-	-	-
732018	Travel and Conference	4,402	9,847	9,847	9,847	9,847	19,847	19,847	19,847
730282	Child Abuse Neglect Council	124,175	110,000	110,000	110,000	110,000	110,000	110,000	110,000
730415	Court Reporter Services	235	-	-	-	-	-	-	-
730760	Foster Board Home CY PD	65,784	223,250	223,250	223,250	223,250	223,250	223,250	223,250
		1,734,176	4,721,666	5,265,179	4,721,666	4,721,666	4,722,716	4,722,716	4,722,716
Non Departmental Expense									
740006	Area Agency on Aging	102,944	92,027	92,027	92,027	92,027	92,027	92,027	92,027
		102,944	92,027	92,027	92,027	92,027	92,027	92,027	92,027
Commodities									
750245	Incentives	2,222	-	-	-	-	-	-	-
750399	Office Supplies	751	1,200	1,200	1,200	1,200	1,500	1,500	1,500
		2,973	1,200	1,200	1,200	1,200	1,500	1,500	1,500
Operating Expenses		1,840,093	4,814,893	5,358,406	4,814,893	4,814,893	4,816,243	4,816,243	4,816,243
Internal Support									
Internal Services									
770631	Bldg Space Cost Allocation	6,063	220,786	220,786	247,634	250,022	223,117	244,106	249,525
773630	Info Tech Development	52,975	-	8,851	-	-	-	-	-
774636	Info Tech Operations	3,260	71,972	71,972	71,972	71,972	71,972	71,972	71,972
774637	Info Tech Managed Print Svcs	-	3,928	3,928	3,928	3,928	3,928	3,928	3,928
774677	Insurance Fund	499	20,107	20,107	20,265	20,423	7,090	7,090	7,090
778675	Telephone Communications	574	18,012	18,012	18,012	18,012	18,697	18,697	18,697
		63,371	334,805	343,656	361,811	364,357	324,804	345,793	351,212
Internal Support		63,371	334,805	343,656	361,811	364,357	324,804	345,793	351,212
Grand Total Expenditures		2,147,823	5,421,490	5,973,854	5,448,496	5,451,042	5,426,407	5,458,927	5,473,454

Department:	Health and Human Services	OAKLAND COUNTY, MICHIGAN						
Division:	Health Division	FY2024 AND FY2025 AND FY2026 County Executive Recommended Budget						
Fund:	Budget - General Fund General Purpose							

Account Number/Description	FY 2022	FY 2023		FY 2024	FY 2025	FY 2024	FY 2025	FY 2026
	Actual	Adopted Budget	Amended Budget	Amended Plan	Amended Plan	County Exec. Recommended	County Exec. Recommended	County Exec. Recommended

Revenues

Revenue

Federal Grants

610313	Federal Operating Grants	277,815	648,790	631,490	647,307	647,307	647,307	647,307	647,307
		277,815	648,790	631,490	647,307	647,307	647,307	647,307	647,307

State Grants

615571	State Operating Grants	3,516,194	2,984,024	3,519,605	2,952,437	2,952,437	2,952,437	2,952,437	2,952,437
615675	Health State Subsidy	3,243,212	2,557,216	2,557,216	2,557,216	2,557,216	3,602,286	3,602,286	3,602,286
		6,759,407	5,541,240	6,076,821	5,509,653	5,509,653	6,554,723	6,554,723	6,554,723

Charges for Services

630014	Administration Fees	128,905	200,000	200,000	200,000	200,000	130,000	130,000	130,000
630135	Bac-T Test	66,714	84,000	84,000	84,000	84,000	72,000	72,000	72,000
630154	Bodies Disinter or Reinter	550	550	550	550	550	550	550	550
630175	Campground License Fees	1,660	2,000	2,000	2,000	2,000	2,000	2,000	2,000
630259	Class Fees	32,587	40,000	40,000	40,000	40,000	40,000	40,000	40,000
630273	Clinic Charges	38,336	125,000	125,000	125,000	125,000	40,000	40,000	40,000
630518	Dental Services Fees	825	4,000	4,000	4,000	4,000	2,000	2,000	2,000
630525	Diff Between Chg and Init Pay	(61,856)	(100,000)	(100,000)	(100,000)	(100,000)	(100,000)	(100,000)	(100,000)
630574	Duplicate Record Fees	-	500	500	500	500	500	500	500
630658	Equipment Rental Revenue	125	-	-	-	-	-	-	-
630742	Flu 3rd Party	123,667	120,000	120,000	120,000	120,000	120,000	120,000	120,000
630749	Flu Vaccine Fees	5,490	15,000	15,000	15,000	15,000	15,000	15,000	15,000
630770	Food Plan Reviews	70,330	80,000	80,000	80,000	80,000	80,000	80,000	80,000
630777	Food Service Licenses	1,608,560	1,515,710	1,515,710	1,515,710	1,515,710	1,515,710	1,515,710	1,515,710
630882	Hepatitis Vaccine	5,767	60,000	60,000	60,000	60,000	60,000	60,000	60,000
630898	HPV Vaccine	5,886	4,000	4,000	4,000	4,000	4,000	4,000	4,000
630917	Immunizations	357,635	650,000	650,000	650,000	650,000	400,000	400,000	400,000
630966	Inspection Fees	186,124	386,256	386,256	386,256	386,256	386,256	386,256	386,256
631022	Laboratory Charges	3,180	27,300	27,300	27,300	27,300	27,300	27,300	27,300
631024	Laboratory Charges 3rd Party	62,221	156,000	156,000	156,000	156,000	156,000	156,000	156,000
631092	Licensed Fac Inspect 3rd Party	5,375	15,000	15,000	15,000	15,000	15,000	15,000	15,000
631099	Licensed Facility Inspections	41,468	40,000	40,000	40,000	40,000	40,000	40,000	40,000
631106	Licenses	42,825	50,000	50,000	50,000	50,000	50,000	50,000	50,000
631171	MCV4 Vaccine	9,683	12,000	12,000	12,000	12,000	12,000	12,000	12,000
631204	Medical Records	180	100	100	100	100	100	100	100
631253	Miscellaneous Revenue	446	-	-	-	-	-	-	-
631459	Partial Chem Test	9,418	12,000	12,000	12,000	12,000	12,000	12,000	12,000
631505	Permits	446,453	544,603	544,603	544,603	544,603	500,000	500,000	500,000
631547	Plan Review Fees	29,384	32,800	32,800	32,800	32,800	32,800	32,800	32,800
631561	Pneumo Vax	-	500	500	500	500	500	500	500
631568	Pneumo Vax 3rd Party	25,312	50,000	50,000	50,000	50,000	50,000	50,000	50,000
631659	Rabies Vaccine Fees	28,456	15,000	15,000	15,000	15,000	15,000	15,000	15,000
631673	Radon Testing	9,070	-	-	-	-	-	-	-
631799	Reimb Contracts	2,887	2,328	2,328	-	-	-	-	-
631827	Reimb General	446,394	400,000	400,000	400,000	400,000	400,000	400,000	400,000

Department:	Health and Human Services	OAKLAND COUNTY, MICHIGAN						
Division:	Health Division	FY2024 AND FY2025 AND FY2026 County Executive Recommended Budget						
Fund:	Budget - General Fund General Purpose							

Account Number/Description		FY 2022	FY 2023		FY 2024	FY 2025	FY 2024	FY 2025	FY 2026
		Actual	Adopted Budget	Amended Budget	Amended Plan	Amended Plan	County Exec. Recommended	County Exec. Recommended	County Exec. Recommended
631869	Reimb Salaries	22,995	7,000	7,000	7,000	7,000	7,000	7,000	7,000
632044	Sanitary Code Appeals Fee	4,439	20,000	20,000	20,000	20,000	20,000	20,000	20,000
632191	Subdivision Control Plats	2,580	3,200	3,200	3,200	3,200	3,200	3,200	3,200
632255	TB Tests	32,715	64,000	64,000	64,000	64,000	34,000	34,000	34,000
632257	Tdap Vaccine Fees	6,055	15,000	15,000	15,000	15,000	10,000	10,000	10,000
632464	Water Sample Tests	19,158	25,000	25,000	25,000	25,000	25,000	25,000	25,000
		3,822,000	4,678,847	4,678,847	4,676,519	4,676,519	4,177,916	4,177,916	4,177,916
<u>ISF External Revenue</u>									
635276	FOIA Fee	1,393	-	-	-	-	-	-	-
		1,393	-	-	-	-	-	-	-
<u>Contributions</u>									
650301	Donations	1,556	-	-	-	-	-	-	-
		1,556	-	-	-	-	-	-	-
<u>Investment Income</u>									
655616	Interest Credited	9	-	-	-	-	-	-	-
		9	-	-	-	-	-	-	-
<u>Other Revenues</u>									
670057	Adjustment Prior Years Revenue	843,287	-	-	-	-	-	-	-
670114	Cash Overages	14	-	-	-	-	-	-	-
670228	County Auction	152	-	-	-	-	-	-	-
670456	Prior Years Adjustments	2,304,712	-	-	-	-	-	-	-
670513	Prior Years Revenue	12,235	-	-	-	-	-	-	-
670570	Refund Prior Years Expenditure	453	-	-	-	-	-	-	-
		3,160,852	-	-	-	-	-	-	-
Revenue		14,023,031	10,868,877	11,387,158	10,833,479	10,833,479	11,379,946	11,379,946	11,379,946
Grand Total Revenues		14,023,031	10,868,877	11,387,158	10,833,479	10,833,479	11,379,946	11,379,946	11,379,946

Expenditures

Personnel

Salaries Regular

702010	Salaries Regular	14,827,457	20,881,895	20,881,895	20,881,895	20,881,895	21,649,191	22,406,885	23,099,891
702030	Holiday	852,964	-	-	-	-	-	-	-
702050	Annual Leave	981,402	-	-	-	-	-	-	-
702073	Parental Leave	100,547	-	-	-	-	-	-	-
702080	Sick Leave	364,580	-	-	-	-	-	-	-
702086	Comp Time	4,451	-	-	-	-	-	-	-
702110	Per Diem Expense	-	5,000	5,000	5,000	5,000	5,000	5,000	5,000
702120	Jury Duty	410	-	-	-	-	-	-	-
702190	Workers Compensation Pay	7,003	-	-	-	-	-	-	-
702200	Death Leave	53,315	-	-	-	-	-	-	-

Department:	Health and Human Services	OAKLAND COUNTY, MICHIGAN						
Division:	Health Division							
Fund:	Budget - General Fund General Purpose	FY2024 AND FY2025 AND FY2026 County Executive Recommended Budget						

Account Number/Description		FY 2022	FY 2023		FY 2024	FY 2025	FY 2024	FY 2025	FY 2026
		Actual	Adopted Budget	Amended Budget	Amended Plan	Amended Plan	County Exec. Recommended	County Exec. Recommended	County Exec. Recommended
702300	Disaster Non-Prod Salaries	66,982	-	-	-	-	-	-	-
712020	Overtime	183,131	119,960	119,960	119,960	119,960	119,960	119,960	119,960
712040	Holiday Overtime	3,223	-	-	-	-	-	-	-
712090	On Call	194	-	-	-	-	-	-	-
		17,445,658	21,006,855	21,006,855	21,006,855	21,006,855	21,774,151	22,531,845	23,224,851
Fringe Benefits									
722750	Workers Compensation	111,011	159,401	159,401	159,401	159,401	113,315	117,358	121,109
722760	Group Life	34,684	42,583	42,583	42,583	42,583	46,792	48,439	49,829
722770	Retirement	4,438,928	5,244,201	5,244,201	5,244,201	5,244,201	5,451,601	5,617,033	5,879,868
722780	Hospitalization (Personnel)	2,205,616	2,954,709	2,954,709	2,954,709	2,954,709	3,731,399	4,250,063	4,726,070
722790	Social Security	1,233,688	1,511,836	1,511,836	1,511,836	1,511,836	1,584,667	1,639,042	1,688,491
722800	Dental	236,012	271,982	271,982	271,982	271,982	230,089	231,239	238,176
722810	Disability	246,610	309,350	309,350	309,350	309,350	329,247	340,457	350,629
722820	Unemployment Insurance (Personnel)	17,478	20,867	20,867	20,867	20,867	12,989	13,444	13,860
722850	Optical	22,039	26,386	26,386	26,386	26,386	7,281	7,827	8,219
722900	Fringe Benefit Adjustments	-	118,982	118,982	118,982	118,982	-	-	-
		8,546,065	10,660,297	10,660,297	10,660,297	10,660,297	11,507,379	12,264,903	13,076,251
Personnel		25,991,723	31,667,152	31,667,152	31,667,152	31,667,152	33,281,530	34,796,748	36,301,102

Operating Expenses

Contractual Services

730926	Indirect Costs	202	-	-	-	-	-	-	-
730982	Interpreter Fees	16,696	14,500	14,500	14,500	14,500	15,500	15,500	15,500
731031	Laboratory Fees	24,658	8,800	8,800	8,800	8,800	8,500	8,500	8,500
731059	Laundry and Cleaning	754	2,000	2,035	2,000	2,000	2,400	2,400	2,400
731115	Licenses and Permits	3,193	11,500	11,500	11,500	11,500	11,925	11,925	11,925
731213	Membership Dues	25,872	29,660	29,660	29,660	29,660	27,100	27,100	27,100
731339	Periodicals Books Publ Sub	4,581	-	-	-	-	3,000	3,000	3,000
731346	Personal Mileage	357,701	392,108	392,108	392,108	392,108	353,908	353,908	353,908
731388	Printing	27,130	45,300	45,300	45,300	45,300	41,550	41,550	41,550
731458	Professional Services	108,699	359,393	2,377,958	359,393	359,393	358,329	358,329	358,329
731780	Software Support Maintenance	43,690	105,000	105,000	105,000	105,000	100,000	100,000	100,000
731818	Special Event Program	188	-	-	-	-	-	-	-
731836	Sponsorship	-	-	-	-	-	5,000	5,000	5,000
731892	TB Cases Outside	4,278	10,000	10,000	10,000	10,000	9,000	9,000	9,000
731941	Training	3,024	13,500	13,500	13,500	13,500	13,210	13,210	13,210
731997	Transportation of Clients	49	200	200	200	200	400	400	400
732018	Travel and Conference	13,750	23,116	23,116	23,116	23,116	59,305	59,305	59,305
732020	Travel Employee Taxable Meals	228	-	-	-	-	2,700	2,700	2,700
732060	Uniform Cleaning	-	72,930	72,930	72,930	72,930	72,930	72,930	72,930
732165	Workshops and Meeting	-	2,500	2,500	2,500	2,500	2,500	2,500	2,500
730037	Adj Prior Years Exp	28,300	-	-	-	-	-	-	-
730044	Adj Prior Years Revenue	377,504	-	-	-	-	-	-	-
730072	Advertising	10,000	10,000	10,000	10,000	10,000	10,500	10,500	10,500
730114	Auction Expense	3	-	-	-	-	-	-	-
730240	Cash Shortage	66	-	-	-	-	-	-	-

Department:	Health and Human Services	OAKLAND COUNTY, MICHIGAN						
Division:	Health Division	FY2024 AND FY2025 AND FY2026 County Executive Recommended Budget						
Fund:	Budget - General Fund General Purpose							

Account Number/Description	FY 2022	FY 2023		FY 2024	FY 2025	FY 2024	FY 2025	FY 2026
	Actual	Adopted Budget	Amended Budget	Amended Plan	Amended Plan	County Exec. Recommended	County Exec. Recommended	County Exec. Recommended
730373 Contracted Services	1,646,890	176,794	281,524	176,794	176,794	176,794	176,794	176,794
730585 Employee License-Certification	4,857	6,061	6,061	6,061	6,061	17,211	17,211	17,211
730611 Employees Medical Exams	(327)	9,000	9,000	9,000	9,000	9,000	9,000	9,000
730646 Equipment Maintenance	26,061	48,776	48,776	48,776	48,776	50,026	50,026	50,026
730772 Freight and Express	2,062	2,000	2,000	2,000	2,000	2,000	2,000	2,000
	2,730,111	1,343,138	3,466,468	1,343,138	1,343,138	1,352,788	1,352,788	1,352,788

Non Departmental Expense

740184 West Nile Virus	175,231	191,000	191,000	191,000	191,000	191,000	191,000	191,000
	175,231	191,000	191,000	191,000	191,000	191,000	191,000	191,000

Commodities

750427 Photographic Supplies	-	250	250	250	250	100	100	100
750448 Postage - Standard Mailing	-	450	450	450	450	350	350	350
750462 Provisions	-	-	-	-	-	300	300	300
750539 Testing Materials	3,365	8,200	8,200	8,200	8,200	7,200	7,200	7,200
750567 Training-Educational Supplies	30,957	50,600	50,600	50,600	50,600	46,650	46,650	46,650
750581 Uniforms	39,523	129,900	166,923	129,900	129,900	129,900	129,900	129,900
750588 Vaccines	1,054,372	1,237,285	1,237,285	1,237,285	1,237,285	1,233,685	1,233,685	1,233,685
750595 X-Ray Supplies	-	200	200	200	200	200	200	200
750112 Drugs	78,559	82,000	82,000	82,000	82,000	91,000	91,000	91,000
750140 Employee Footwear	3,780	20,075	20,075	20,075	20,075	20,075	20,075	20,075
750154 Expendable Equipment	3,888	40,000	43,233	40,000	40,000	40,000	40,000	40,000
750245 Incentives	8,323	2,000	2,000	2,000	2,000	1,000	1,000	1,000
750280 Laboratory Supplies	298,197	291,000	291,819	291,000	291,000	291,000	291,000	291,000
750294 Material and Supplies	940	3,000	3,000	3,000	3,000	3,100	3,100	3,100
750301 Medical Supplies	64,157	74,950	74,950	74,950	74,950	71,450	71,450	71,450
750392 Metered Postage Expense	54,714	55,800	55,800	55,800	55,800	59,300	59,300	59,300
750399 Office Supplies	47,334	59,200	59,200	59,200	59,200	58,600	58,600	58,600
	1,688,108	2,054,910	2,095,985	2,054,910	2,054,910	2,053,910	2,053,910	2,053,910

Capital Outlay

760160 Furniture and Fixtures	9,931	-	23,044	-	-	-	-	-
	9,931	-	23,044	-	-	-	-	-

Operating Expenses

	4,603,382	3,589,048	5,776,497	3,589,048	3,589,048	3,597,698	3,597,698	3,597,698
--	------------------	------------------	------------------	------------------	------------------	------------------	------------------	------------------

Internal Support

Internal Services

770631 Bldg Space Cost Allocation	1,137,569	1,296,261	1,296,261	1,453,890	1,467,916	1,426,378	1,560,563	1,595,093
772618 Equipment Rental	63,579	63,223	63,223	63,223	63,223	63,223	63,223	63,223
773630 Info Tech Development	456,623	-	173,811	-	-	-	-	-
774636 Info Tech Operations	2,210,978	1,690,143	1,690,143	1,702,483	1,713,994	1,702,483	2,058,293	2,081,665
774637 Info Tech Managed Print Svcs	39,540	55,790	55,790	55,790	55,790	55,790	55,790	55,790
774677 Insurance Fund	80,806	81,724	81,724	82,358	82,987	132,361	132,361	132,361
775754 Maintenance Department Charges	64,764	-	13,827	-	-	-	-	-
776659 Motor Pool Fuel Charges	4,662	5,000	5,000	5,000	5,000	4,982	4,982	4,982
776661 Motor Pool	24,987	29,549	29,549	29,549	29,549	27,310	27,310	27,310

Department:	Health and Human Services	OAKLAND COUNTY, MICHIGAN
Division:	Health Division	
Fund:	Budget - General Fund General Purpose	
		FY2024 AND FY2025 AND FY2026 County Executive Recommended Budget

Account Number/Description	FY 2022	FY 2023		FY 2024	FY 2025	FY 2024	FY 2025	FY 2026
	Actual	Adopted Budget	Amended Budget	Amended Plan	Amended Plan	County Exec. Recommended	County Exec. Recommended	County Exec. Recommended
777560 Radio Communications	1,473	2,000	2,000	2,000	2,000	2,000	2,000	2,000
778675 Telephone Communications	316,120	299,648	299,648	299,648	299,648	311,037	311,037	311,037
	4,401,102	3,523,338	3,710,976	3,693,941	3,720,107	3,725,564	4,215,559	4,273,461
Internal Support	4,401,102	3,523,338	3,710,976	3,693,941	3,720,107	3,725,564	4,215,559	4,273,461
Grand Total Expenditures	34,996,207	38,779,538	41,154,625	38,950,141	38,976,307	40,604,792	42,610,005	44,172,261

Department:	Health and Human Services	OAKLAND COUNTY, MICHIGAN						
Division:	Neighborhood & Housing Development							
Fund:	Budget - General Fund General Purpose	FY2024 AND FY2025 AND FY2026 County Executive Recommended Budget						

Account Number/Description	FY 2022	FY 2023		FY 2024	FY 2025	FY 2024	FY 2025	FY 2026
	Actual	Adopted Budget	Amended Budget	Amended Plan	Amended Plan	County Exec. Recommended	County Exec. Recommended	County Exec. Recommended
Transfers/Other Sources (Uses)								
 <u>Transfers Out</u>								
788001 Transfers Out	-	609,538	1,228,935	1,228,935	1,228,935	619,397	619,397	619,397
	-	609,538	1,228,935	1,228,935	1,228,935	619,397	619,397	619,397
Transfers/Other Sources (Uses)	-	609,538	1,228,935	1,228,935	1,228,935	619,397	619,397	619,397

Department:	Public Services	OAKLAND COUNTY, MICHIGAN						
Fund:	Budget - General Fund General Purpose	FY2024 AND FY2025 AND FY2026 County Executive Recommended Budget						

Account Number/Description	FY 2022	FY 2023		FY 2024	FY 2025	FY 2024	FY 2025	FY 2026
	Actual	Adopted Budget	Amended Budget	Amended Plan	Amended Plan	County Exec. Recommended	County Exec. Recommended	County Exec. Recommended

Revenues

Revenue

Federal Grants

610516	Refunds School Meals	181,329	300,000	300,000	300,000	300,000	300,000	300,000	300,000
		181,329	300,000	300,000	300,000	300,000	300,000	300,000	300,000

Charges for Services

630028	Adoptions	16,702	13,000	13,051	13,000	13,000	13,000	13,000	13,000
630070	Animal Shots	10,903	11,900	12,444	11,900	11,900	11,900	11,900	11,900
630074	Animal Sterilization Fees	25,078	30,000	33,905	30,000	30,000	30,000	30,000	30,000
630126	Autopsies	65,350	50,000	106,250	68,750	50,000	68,750	50,000	50,000
630140	Board and Care	277,490	400,000	400,000	400,000	400,000	400,000	400,000	400,000
631981	Sale of Animals	-	500	500	500	500	500	500	500
630224	Child Care State Aid	2,266,473	2,163,287	2,163,287	2,163,287	2,163,287	2,163,287	2,163,287	2,163,287
630252	Claimed Animals	11,888	17,000	17,000	17,000	17,000	17,000	17,000	17,000
630406	Court Service Fees Probation	-	500	500	500	500	500	500	500
630427	Cremation Approval Fee	404,341	360,000	372,375	364,125	360,000	364,125	360,000	360,000
630574	Duplicate Record Fees	-	200	200	200	200	200	200	200
630686	Fee Income	12,443	155,000	155,000	155,000	155,000	8,750	8,750	8,750
631134	Maintenance Dept Charges	(90)	-	-	-	-	-	-	-
631204	Medical Records	15	-	-	-	-	-	-	-
631211	Medical Services	5,814	12,000	17,625	13,875	12,000	13,875	12,000	12,000
631253	Miscellaneous Revenue	20,784	26,000	26,000	26,000	26,000	26,000	26,000	26,000
631435	Out County Board and Care	2,534,847	2,200,000	2,200,000	2,200,000	2,200,000	2,200,000	2,200,000	2,200,000
631526	Photostats	-	300	300	300	300	300	300	300
631582	Pound Fees	52,663	27,550	27,550	27,550	27,550	27,550	27,550	27,550
631743	Refunds Miscellaneous	51	-	-	-	-	-	-	-
631827	Reimb General	-	1,000	1,000	1,000	1,000	1,000	1,000	1,000
631869	Reimb Salaries	-	-	479,332	-	-	-	-	-
631988	Sale of Licenses	1,011,775	1,312,814	1,313,354	1,312,814	1,312,814	1,312,814	1,312,814	1,312,814
632079	Service Fees	47,154	29,950	29,950	29,950	29,950	29,950	29,950	29,950
		6,763,681	6,811,001	7,369,623	6,835,751	6,811,001	6,689,501	6,664,751	6,664,751

ISF External Revenue

635276	FOIA Fee	76	100	100	100	100	100	100	100
		76	100	100	100	100	100	100	100

Other Revenues

670057	Adjustment Prior Years Revenue	112,597	-	-	-	-	-	-	-
670114	Cash Overages	1	-	-	-	-	-	-	-
670228	County Auction	379	-	-	-	-	-	-	-
670513	Prior Years Revenue	82,399	-	-	-	-	-	-	-
670570	Refund Prior Years Expenditure	5,699	-	-	-	-	-	-	-
		201,075	-	-	-	-	-	-	-

Revenue		7,146,161	7,111,101	7,669,723	7,135,851	7,111,101	6,989,601	6,964,851	6,964,851
----------------	--	------------------	------------------	------------------	------------------	------------------	------------------	------------------	------------------

Department:	Public Services	OAKLAND COUNTY, MICHIGAN						
Fund:	Budget - General Fund General Purpose	FY2024 AND FY2025 AND FY2026 County Executive Recommended Budget						

Account Number/Description	FY 2022	FY 2023		FY 2024	FY 2025	FY 2024	FY 2025	FY 2026
	Actual	Adopted Budget	Amended Budget	Amended Plan	Amended Plan	County Exec. Recommended	County Exec. Recommended	County Exec. Recommended
Other Financing Sources								
Transfers In								
695500 Transfers In	18,691	-	-	-	-	-	-	-
	18,691	-	-	-	-	-	-	-
	18,691	-	-	-	-	-	-	-
Grand Total Revenues	7,164,852	7,111,101	7,669,723	7,135,851	7,111,101	6,989,601	6,964,851	6,964,851

Expenditures

Personnel

Salaries Regular

702010 Salaries Regular	13,849,770	20,105,165	20,472,917	20,080,792	20,474,867	20,852,101	21,593,348	22,302,295
702030 Holiday	687,834	-	-	-	-	-	-	-
702050 Annual Leave	1,040,276	-	-	-	-	-	-	-
702073 Parental Leave	51,159	-	-	-	-	-	-	-
702080 Sick Leave	313,964	-	-	-	-	-	-	-
702086 Comp Time	1,487	-	-	-	-	-	-	-
702120 Jury Duty	477	-	-	-	-	-	-	-
702130 Shift Premium	86,428	-	-	-	-	-	-	-
702190 Workers Compensation Pay	142,588	-	-	-	-	-	-	-
702200 Death Leave	22,359	-	-	-	-	-	-	-
702210 Holiday Leave	53,391	-	-	-	-	-	-	-
702300 Disaster Non-Prod Salaries	67,642	-	-	-	-	-	-	-
712020 Overtime	1,229,802	439,143	439,143	439,143	439,143	439,143	439,143	439,143
712040 Holiday Overtime	339,639	194,183	194,183	194,183	194,183	194,183	194,183	194,183
712090 On Call	21,821	31,807	31,807	31,807	31,807	31,807	31,807	31,807
	17,908,637	20,770,298	21,138,050	20,745,925	21,140,000	21,517,234	22,258,481	22,967,428

Fringe Benefits

722750 Workers Compensation	194,717	219,489	219,489	219,489	219,489	213,863	221,356	228,674
722760 Group Life	33,218	40,458	40,458	40,458	40,458	44,636	46,099	47,552
722770 Retirement	4,309,986	4,950,920	4,950,920	4,950,920	4,950,920	5,028,463	5,187,459	5,446,223
722780 Hospitalization (Personnel)	2,237,872	3,061,384	3,061,384	3,061,384	3,061,384	3,596,595	4,096,522	4,555,332
722790 Social Security	1,262,632	1,420,499	1,420,499	1,420,499	1,420,499	1,492,531	1,542,181	1,591,039
722800 Dental	243,426	271,810	271,810	271,810	271,810	222,055	223,165	229,860
722810 Disability	237,959	293,689	293,689	293,689	293,689	313,573	324,253	334,428
722820 Unemployment Insurance (Personnel)	18,031	20,113	20,113	20,113	20,113	12,511	12,956	13,381
722850 Optical	22,376	26,905	26,905	26,905	26,905	7,253	7,797	8,187
722900 Fringe Benefit Adjustments	-	227,946	213,417	252,267	525,933	-	-	-
	8,560,218	10,533,213	10,518,684	10,557,534	10,831,200	10,931,480	11,661,788	12,454,675

Personnel

	26,468,855	31,303,511	31,656,734	31,303,459	31,971,200	32,448,714	33,920,268	35,422,104
--	-------------------	-------------------	-------------------	-------------------	-------------------	-------------------	-------------------	-------------------

Operating Expenses

Contractual Services

730982 Interpreter Fees	7	5,375	5,375	5,375	5,375	5,375	5,375	5,375
731031 Laboratory Fees	199,992	251,764	251,764	251,764	251,764	251,764	251,764	251,764
731059 Laundry and Cleaning	28,470	41,700	41,981	41,700	41,700	111,700	111,700	111,700
731101 Library Continuations	333	339	339	339	339	339	339	339
731115 Licenses and Permits	3,468	7,000	7,000	7,000	7,000	7,000	7,000	7,000
731143 Mail Handling-Postage Svc	571	-	-	-	-	-	-	-

Department:	Public Services	OAKLAND COUNTY, MICHIGAN							
Fund:	Budget - General Fund General Purpose	FY2024 AND FY2025 AND FY2026 County Executive Recommended Budget							

Account Number/Description		FY 2022	FY 2023		FY 2024	FY 2025	FY 2024	FY 2025	FY 2026
		Actual	Adopted Budget	Amended Budget	Amended Plan	Amended Plan	County Exec. Recommended	County Exec. Recommended	County Exec. Recommended
731150	Maintenance Contract	-	1,805	1,805	1,805	1,805	1,805	1,805	1,805
731199	Medical Services Physicians	126,196	170,482	170,482	170,482	170,482	170,482	170,482	170,482
730436	Damage By Dogs	-	400	400	400	400	400	400	400
731213	Membership Dues	4,412	9,275	9,275	9,275	9,275	9,275	9,275	9,275
731241	Miscellaneous	-	400	400	400	400	400	400	400
731269	Natural Gas	45	-	-	-	-	-	-	-
731318	Optical Expense	2,284	3,000	3,000	3,000	3,000	3,000	3,000	3,000
731017	Juvenile Detention-Outside Co	-	500	500	500	500	500	500	500
731339	Periodicals Books Publ Sub	823	3,000	3,000	3,000	3,000	3,000	3,000	3,000
731346	Personal Mileage	3,593	26,877	26,877	26,877	26,877	26,877	26,877	26,877
731388	Printing	16,732	39,018	39,018	39,018	39,018	39,018	39,018	39,018
731458	Professional Services	229,092	30,447	194,235	30,447	30,447	30,447	30,447	30,447
731493	Psychological Testing	-	2,500	2,500	2,500	2,500	2,500	2,500	2,500
731773	Software Rental Lease Purchase	3,318	2,000	2,000	2,000	2,000	2,000	2,000	2,000
731818	Special Event Program	3,931	15,500	15,500	15,500	15,500	15,500	15,500	15,500
731899	Teachers Services and Expense	2,510,943	2,510,943	2,510,943	2,510,943	2,510,943	2,510,943	2,510,943	2,510,943
731906	Testing Services	20,031	28,840	28,840	28,840	28,840	28,840	28,840	28,840
731941	Training	7,641	16,000	16,000	16,000	16,000	16,000	16,000	16,000
731997	Transportation of Clients	15	-	-	-	-	-	-	-
732011	Transportation Service	148,827	171,000	255,537	171,750	171,000	171,750	171,000	171,000
732018	Travel and Conference	17,088	22,900	22,900	22,900	22,900	22,900	22,900	22,900
732060	Uniform Cleaning	987	576	576	576	576	576	576	576
732088	Vocational Training	1,038	13,000	13,000	13,000	13,000	13,000	13,000	13,000
730037	Adj Prior Years Exp	11,827	-	-	-	-	-	-	-
730044	Adj Prior Years Revenue	120,244	-	-	-	-	-	-	-
730079	Ambulance	-	3,600	3,600	3,600	3,600	3,600	3,600	3,600
730114	Auction Expense	8	-	-	-	-	-	-	-
730128	Barber Services	4,129	15,000	15,000	15,000	15,000	15,000	15,000	15,000
730240	Cash Shortage	2	-	-	-	-	-	-	-
730247	Charge Card Fee	16,283	10,500	10,500	10,500	10,500	10,500	10,500	10,500
730373	Contracted Services	382,691	520,619	678,739	520,619	520,619	520,619	520,619	520,619
730562	Electrical Service	34	-	-	-	-	-	-	-
730611	Employees Medical Exams	3,474	14,041	14,041	14,041	14,041	12,041	12,041	12,041
730617	Employees Rabies Vaccines	-	3,000	3,000	3,000	3,000	3,000	3,000	3,000
730646	Equipment Maintenance	11,672	24,572	24,572	24,572	24,572	24,572	24,572	24,572
730653	Equipment Rental Expense	1,596	2,500	2,500	2,500	2,500	2,500	2,500	2,500
730660	Equipment Repair	13,996	-	-	-	-	-	-	-
730772	Freight and Express	838	3,000	3,000	3,000	3,000	3,000	3,000	3,000
730870	Hospitalization (Contractual)	1,136	21,000	21,000	21,000	21,000	21,000	21,000	21,000
		3,897,765	3,992,473	4,399,199	3,993,223	3,992,473	4,061,223	4,060,473	4,060,473

Commodities

750448	Postage - Standard Mailing	192	100	100	100	100	100	100	100
750462	Provisions	298,233	520,000	522,493	520,000	520,000	440,000	440,000	440,000
750476	Recreation Supplies	4,975	11,900	11,900	11,900	11,900	11,900	11,900	11,900
750490	Security Supplies	5,187	10,000	11,000	10,000	10,000	10,000	10,000	10,000
750532	Tax Collection Supplies	10,098	5,900	5,900	5,900	5,900	5,900	5,900	5,900
750560	Toilet Articles	11,066	20,000	20,000	20,000	20,000	20,000	20,000	20,000
750567	Training-Educational Supplies	24,406	27,150	27,150	27,150	27,150	37,150	37,150	37,150

Department:	Public Services	OAKLAND COUNTY, MICHIGAN						
Fund:	Budget - General Fund General Purpose	FY2024 AND FY2025 AND FY2026 County Executive Recommended Budget						

Account Number/Description		FY 2022	FY 2023		FY 2024	FY 2025	FY 2024	FY 2025	FY 2026
		Actual	Adopted Budget	Amended Budget	Amended Plan	Amended Plan	County Exec. Recommended	County Exec. Recommended	County Exec. Recommended
750581	Uniforms	18,001	28,881	77,760	31,381	31,381	31,381	31,381	31,381
750014	Animal Supplies	99,100	89,500	89,500	89,500	89,500	110,000	110,000	110,000
750021	Bedding and Linen	2,757	13,000	33,001	13,000	13,000	18,000	18,000	18,000
750056	Culinary Supplies	16,275	20,000	20,000	20,000	20,000	20,000	20,000	20,000
750063	Custodial Supplies	45,063	76,800	76,800	76,800	76,800	75,300	75,300	75,300
750070	Deputy Supplies	40	9,000	9,000	9,000	9,000	9,000	9,000	9,000
750112	Drugs	20,404	65,208	65,208	65,208	65,208	55,208	55,208	55,208
750119	Dry Goods and Clothing	19,119	30,000	30,000	30,000	30,000	35,000	35,000	35,000
750140	Employee Footwear	302	4,150	6,650	6,650	6,650	6,650	6,650	6,650
750154	Expendable Equipment	19,403	21,625	21,625	21,625	21,625	21,625	21,625	21,625
750182	Film and Processing	-	575	575	575	575	575	575	575
750210	Gasoline Charges	20	-	-	-	-	-	-	-
750224	Grounds Supplies	269	1,000	1,000	1,000	1,000	1,000	1,000	1,000
750231	Housekeeping and Janitor Exp	11,708	8,000	8,000	8,000	8,000	8,000	8,000	8,000
750245	Incentives	13,741	18,000	18,000	18,000	18,000	20,000	20,000	20,000
750280	Laboratory Supplies	122,783	100,000	100,000	100,000	100,000	100,000	100,000	100,000
750294	Material and Supplies	3,908	12,100	12,100	12,100	12,100	7,300	7,300	7,300
750301	Medical Supplies	374,143	270,859	271,066	270,859	270,859	346,959	346,959	346,959
750392	Metered Postage Expense	35,902	50,764	50,764	50,764	50,764	50,764	50,764	50,764
750399	Office Supplies	40,357	95,286	95,851	95,286	95,286	94,636	94,636	94,636
		1,197,455	1,509,798	1,585,443	1,514,798	1,514,798	1,536,448	1,536,448	1,536,448
Capital Outlay									
760132	Computer Equipment	16,712	-	-	-	-	-	-	-
760157	Equipment	-	-	31,335	-	-	179,600	-	-
760159	Medical and Laboratory Equipment	1,262	-	-	-	-	-	-	-
		17,974	-	31,335	-	-	179,600	-	-
Operating Expenses		5,113,193	5,502,271	6,015,977	5,508,021	5,507,271	5,777,271	5,596,921	5,596,921
Internal Support									
Internal Services									
770000	Internal Support Expenditures	2,671	-	-	-	-	-	-	-
770631	Bldg Space Cost Allocation	4,516,012	4,611,302	4,611,302	5,173,166	5,223,163	4,975,255	5,443,287	5,564,535
772618	Equipment Rental	30,766	27,997	27,997	27,997	27,997	27,997	27,997	27,997
773535	Info Tech CLEMIS	74,965	71,104	71,104	71,104	71,104	71,104	71,104	71,104
773630	Info Tech Development	242,897	-	96,622	-	-	-	-	-
773637	Info Tech Equipment Rental	15,316	15,316	15,316	15,316	15,316	15,316	15,316	15,316
774636	Info Tech Operations	1,149,829	1,023,053	1,023,053	1,024,235	1,025,077	1,025,568	1,026,077	1,026,077
774637	Info Tech Managed Print Svcs	29,369	26,337	26,337	26,337	26,337	26,337	26,337	26,337
774677	Insurance Fund	270,548	267,839	267,839	270,426	272,739	348,838	347,680	347,810
775754	Maintenance Department Charges	103,496	-	43,675	-	-	-	-	-
776659	Motor Pool Fuel Charges	63,212	53,544	53,544	53,544	53,544	63,004	63,004	63,004
776661	Motor Pool	148,789	160,736	160,736	160,736	160,736	162,717	162,717	162,717
777560	Radio Communications	28,911	112,793	112,793	112,793	112,793	112,793	112,793	112,793
778675	Telephone Communications	268,433	223,964	223,964	223,964	223,964	232,476	232,476	232,476
		6,945,215	6,593,985	6,734,282	7,159,618	7,212,770	7,061,405	7,528,788	7,650,166
Internal Support		6,945,215	6,593,985	6,734,282	7,159,618	7,212,770	7,061,405	7,528,788	7,650,166
Grand Total Expenditures		38,527,263	43,399,767	44,406,993	43,971,098	44,691,241	45,287,391	47,045,977	48,669,191

Department:	Public Services	OAKLAND COUNTY, MICHIGAN						
Division:	Public Services Administration	FY2024 AND FY2025 AND FY2026 County Executive Recommended Budget						
Fund:	Budget - General Fund General Purpose							

Account Number/Description	FY 2022	FY 2023		FY 2024	FY 2025	FY 2024	FY 2025	FY 2026
	Actual	Adopted Budget	Amended Budget	Amended Plan	Amended Plan	County Exec. Recommended	County Exec. Recommended	County Exec. Recommended

Expenditures

Personnel

Salaries Regular

702010	Salaries Regular	164,105	180,530	180,530	180,530	180,530	193,209	204,365	208,258
		164,105	180,530	180,530	180,530	180,530	193,209	204,365	208,258

Fringe Benefits

722750	Workers Compensation	149	199	199	199	199	155	163	167
722760	Group Life	358	390	390	390	390	442	468	477
722770	Retirement	45,288	50,055	50,055	50,055	50,055	50,116	53,042	55,168
722780	Hospitalization (Personnel)	14,185	16,511	16,511	16,511	16,511	19,962	22,737	25,283
722790	Social Security	12,336	11,732	11,732	11,732	11,732	12,878	13,897	14,145
722800	Dental	1,552	1,549	1,549	1,549	1,549	1,290	1,297	1,336
722810	Disability	2,614	2,848	2,848	2,848	2,848	3,120	3,300	3,363
722820	Unemployment Insurance (Personnel)	165	181	181	181	181	116	123	125
722850	Optical	108	108	108	108	108	30	32	34
		76,756	83,573	83,573	83,573	83,573	88,108	95,059	100,097

Personnel		240,861	264,103	264,103	264,103	264,103	281,318	299,424	308,355
------------------	--	----------------	----------------	----------------	----------------	----------------	----------------	----------------	----------------

Operating Expenses

Contractual Services

731213	Membership Dues	-	500	500	500	500	500	500	500
731818	Special Event Program	277	2,500	2,500	2,500	2,500	2,500	2,500	2,500
732018	Travel and Conference	1,294	1,500	1,500	1,500	1,500	1,500	1,500	1,500
		1,571	4,500	4,500	4,500	4,500	4,500	4,500	4,500

Commodities

750399	Office Supplies	-	300	300	300	300	300	300	300
		-	300	300	300	300	300	300	300

Operating Expenses		1,571	4,800	4,800	4,800	4,800	4,800	4,800	4,800
---------------------------	--	--------------	--------------	--------------	--------------	--------------	--------------	--------------	--------------

Internal Support

Internal Services

770631	Bldg Space Cost Allocation	6,581	6,098	6,098	6,839	6,905	4,193	4,588	4,689
774677	Insurance Fund	334	503	503	507	511	4,911	4,911	4,911
		6,915	6,601	6,601	7,346	7,416	9,104	9,499	9,600

Internal Support		6,915	6,601	6,601	7,346	7,416	9,104	9,499	9,600
-------------------------	--	--------------	--------------	--------------	--------------	--------------	--------------	--------------	--------------

Grand Total Expenditures		249,347	275,504	275,504	276,249	276,319	295,222	313,723	322,755
---------------------------------	--	----------------	----------------	----------------	----------------	----------------	----------------	----------------	----------------

Department:	Public Services	OAKLAND COUNTY, MICHIGAN						
Division:	Community Corrections	FY2024 AND FY2025 AND FY2026 County Executive Recommended Budget						
Fund:	Budget - General Fund General Purpose							

Account Number/Description	FY 2022	FY 2023		FY 2024	FY 2025	FY 2024	FY 2025	FY 2026
	Actual	Adopted Budget	Amended Budget	Amended Plan	Amended Plan	County Exec. Recommended	County Exec. Recommended	County Exec. Recommended
Revenues								
Revenue								
Charges for Services								
630686 Fee Income	11,090	155,000	155,000	155,000	155,000	8,750	8,750	8,750
	11,090	155,000	155,000	155,000	155,000	8,750	8,750	8,750
ISF External Revenue								
635276 FOIA Fee	76	-	-	-	-	-	-	-
	76	-	-	-	-	-	-	-
Other Revenues								
670228 County Auction	131	-	-	-	-	-	-	-
	131	-	-	-	-	-	-	-
Revenue	11,297	155,000	155,000	155,000	155,000	8,750	8,750	8,750
Grand Total Revenues	11,297	155,000	155,000	155,000	155,000	8,750	8,750	8,750

Expenditures								
Personnel								
Salaries Regular								
702010 Salaries Regular	2,028,731	2,967,222	2,967,222	2,967,222	2,967,222	3,023,741	3,130,908	3,235,555
702030 Holiday	112,189	-	-	-	-	-	-	-
702050 Annual Leave	174,395	-	-	-	-	-	-	-
702080 Sick Leave	48,260	-	-	-	-	-	-	-
702200 Death Leave	6,427	-	-	-	-	-	-	-
702300 Disaster Non-Prod Salaries	9,473	-	-	-	-	-	-	-
712020 Overtime	915	5,000	5,000	5,000	5,000	5,000	5,000	5,000
712040 Holiday Overtime	878	-	-	-	-	-	-	-
	2,381,269	2,972,222	2,972,222	2,972,222	2,972,222	3,028,741	3,135,908	3,240,555
Fringe Benefits								
722750 Workers Compensation	26,806	31,006	31,006	31,006	31,006	35,698	36,924	38,122
722760 Group Life	4,950	5,458	5,458	5,458	5,458	6,064	6,273	6,461
722770 Retirement	558,420	663,299	663,299	663,299	663,299	664,331	685,134	720,020
722780 Hospitalization (Personnel)	348,512	399,558	399,558	399,558	399,558	512,156	583,345	648,680
722790 Social Security	168,886	197,562	197,562	197,562	197,562	208,303	215,163	221,833
722800 Dental	36,334	35,395	35,395	35,395	35,395	32,040	32,200	33,166
722810 Disability	34,626	39,667	39,667	39,667	39,667	42,729	44,111	45,453
722820 Unemployment Insurance (Personnel)	2,370	2,875	2,875	2,875	2,875	1,814	1,879	1,941
722850 Optical	3,375	3,358	3,358	3,358	3,358	1,011	1,087	1,141
722900 Fringe Benefit Adjustments	-	48,428	48,428	48,428	48,428	-	-	-
	1,184,278	1,426,606	1,426,606	1,426,606	1,426,606	1,504,146	1,606,116	1,716,817
Personnel	3,565,547	4,398,828	4,398,828	4,398,828	4,398,828	4,532,886	4,742,023	4,957,372

Department:	Public Services	OAKLAND COUNTY, MICHIGAN						
Division:	Community Corrections	FY2024 AND FY2025 AND FY2026 County Executive Recommended Budget						
Fund:	Budget - General Fund General Purpose							

Account Number/Description	FY 2022	FY 2023		FY 2024	FY 2025	FY 2024	FY 2025	FY 2026
	Actual	Adopted Budget	Amended Budget	Amended Plan	Amended Plan	County Exec. Recommended	County Exec. Recommended	County Exec. Recommended
Operating Expenses								
Contractual Services								
731101	Library Continuations	333	250	250	250	250	250	250
731150	Maintenance Contract	-	1,805	1,805	1,805	1,805	1,805	1,805
731213	Membership Dues	1,000	1,075	1,075	1,075	1,075	1,075	1,075
731269	Natural Gas	45	-	-	-	-	-	-
731346	Personal Mileage	798	6,100	6,100	6,100	6,100	6,100	6,100
731388	Printing	678	10,995	10,995	10,995	10,995	10,995	10,995
731773	Software Rental Lease Purchase	3,318	2,000	2,000	2,000	2,000	2,000	2,000
732018	Travel and Conference	6,697	9,000	9,000	9,000	9,000	9,000	9,000
730114	Auction Expense	3	-	-	-	-	-	-
730373	Contracted Services	285,731	409,240	567,360	409,240	409,240	409,240	409,240
730562	Electrical Service	34	-	-	-	-	-	-
730646	Equipment Maintenance	-	1,500	1,500	1,500	1,500	1,500	1,500
		298,636	441,965	600,085	441,965	441,965	441,965	441,965
Commodities								
750063	Custodial Supplies	-	2,700	2,700	2,700	1,200	1,200	1,200
750154	Expendable Equipment	4,860	5,125	5,125	5,125	5,125	5,125	5,125
750224	Grounds Supplies	269	1,000	1,000	1,000	1,000	1,000	1,000
750294	Material and Supplies	-	6,100	6,100	6,100	1,300	1,300	1,300
750392	Metered Postage Expense	1,654	2,090	2,090	2,090	2,090	2,090	2,090
750399	Office Supplies	2,593	13,045	13,610	13,045	12,395	12,395	12,395
		9,376	30,060	30,625	30,060	23,110	23,110	23,110
Operating Expenses		308,012	472,025	630,710	472,025	472,025	465,075	465,075
Internal Support								
Internal Services								
770631	Bldg Space Cost Allocation	175,587	172,797	172,797	194,929	196,898	201,470	225,316
772618	Equipment Rental	-	380	380	380	380	380	380
773535	Info Tech CLEMIS	27,338	25,769	25,769	25,769	25,769	25,769	25,769
773630	Info Tech Development	96,687	-	19,375	-	-	-	-
774636	Info Tech Operations	373,514	261,077	261,077	261,077	261,077	261,077	261,077
774637	Info Tech Managed Print Svcs	5,281	4,896	4,896	4,896	4,896	4,896	4,896
774677	Insurance Fund	15,896	15,533	15,533	15,657	15,780	24,025	24,025
775754	Maintenance Department Charges	4,294	-	2,069	-	-	-	-
776659	Motor Pool Fuel Charges	60	-	-	-	-	-	-
776661	Motor Pool	4,571	7,611	7,611	7,611	7,611	3,382	3,382
778675	Telephone Communications	45,027	30,197	30,197	30,197	30,197	31,345	31,345
		748,257	518,260	539,704	540,516	542,608	552,344	571,296
Internal Support		748,257	518,260	539,704	540,516	542,608	552,344	571,296
Grand Total Expenditures		4,621,816	5,389,113	5,569,242	5,411,369	5,413,461	5,550,305	5,998,637

Department:	Public Services	OAKLAND COUNTY, MICHIGAN						
Division:	Medical Examiner	FY2024 AND FY2025 AND FY2026 County Executive Recommended Budget						
Fund:	Budget - General Fund General Purpose							

Account Number/Description	FY 2022	FY 2023		FY 2024	FY 2025	FY 2024	FY 2025	FY 2026
	Actual	Adopted Budget	Amended Budget	Amended Plan	Amended Plan	County Exec. Recommended	County Exec. Recommended	County Exec. Recommended

Revenues

Revenue

Charges for Services

630028	Adoptions	-	-	51	-	-	-	-	-
630070	Animal Shots	-	-	544	-	-	-	-	-
630126	Autopsies	65,350	50,000	106,250	68,750	50,000	68,750	50,000	50,000
630427	Cremation Approval Fee	404,341	360,000	372,375	364,125	360,000	364,125	360,000	360,000
631211	Medical Services	5,814	12,000	17,625	13,875	12,000	13,875	12,000	12,000
631253	Miscellaneous Revenue	18,175	23,000	23,000	23,000	23,000	23,000	23,000	23,000
		493,681	445,000	519,845	469,750	445,000	469,750	445,000	445,000

ISF External Revenue

635276	FOIA Fee	-	100	100	100	100	100	100	100
		-	100	100	100	100	100	100	100

Revenue

	493,681	445,100	519,945	469,850	445,100	469,850	445,100	445,100
--	----------------	----------------	----------------	----------------	----------------	----------------	----------------	----------------

Other Financing Sources

Transfers In

695500	Transfers In	12,480	-	-	-	-	-	-	-
		12,480	-	-	-	-	-	-	-

Other Financing Sources

	12,480	-	-	-	-	-	-	-
--	---------------	----------	----------	----------	----------	----------	----------	----------

Grand Total Revenues

	506,161	445,100	519,945	469,850	445,100	469,850	445,100	445,100
--	----------------	----------------	----------------	----------------	----------------	----------------	----------------	----------------

Expenditures

Personnel

Salaries Regular

702010	Salaries Regular	1,857,099	2,565,916	2,510,416	2,565,916	2,565,916	2,863,728	2,957,917	3,044,761
702030	Holiday	100,119	-	-	-	-	-	-	-
702050	Annual Leave	125,712	-	-	-	-	-	-	-
702073	Parental Leave	25,337	-	-	-	-	-	-	-
702080	Sick Leave	47,538	-	-	-	-	-	-	-
702120	Jury Duty	259	-	-	-	-	-	-	-
702130	Shift Premium	3,249	-	-	-	-	-	-	-
702200	Death Leave	2,577	-	-	-	-	-	-	-
702300	Disaster Non-Prod Salaries	6,289	-	-	-	-	-	-	-
712020	Overtime	66,171	64,911	64,911	64,911	64,911	64,911	64,911	64,911
712040	Holiday Overtime	38,427	27,755	27,755	27,755	27,755	27,755	27,755	27,755
		2,272,778	2,658,582	2,603,082	2,658,582	2,658,582	2,956,394	3,050,583	3,137,427

Fringe Benefits

722750	Workers Compensation	5,262	7,529	7,529	7,529	7,529	5,400	5,591	5,763
722760	Group Life	4,084	5,199	5,199	5,199	5,199	6,169	6,368	6,536
722770	Retirement	543,406	631,897	631,897	631,897	631,897	687,831	708,330	741,851
722780	Hospitalization (Personnel)	150,338	197,223	197,223	197,223	197,223	223,627	254,712	283,239
722790	Social Security	149,504	163,269	163,269	163,269	163,269	184,464	188,645	194,082
722800	Dental	21,368	22,711	22,711	22,711	22,711	16,826	16,910	17,418

Department:	Public Services	OAKLAND COUNTY, MICHIGAN							
Division:	Medical Examiner	FY2024 AND FY2025 AND FY2026 County Executive Recommended Budget							
Fund:	Budget - General Fund General Purpose								

Account Number/Description		FY 2022	FY 2023		FY 2024	FY 2025	FY 2024	FY 2025	FY 2026
		Actual	Adopted Budget	Amended Budget	Amended Plan	Amended Plan	County Exec. Recommended	County Exec. Recommended	County Exec. Recommended
722810	Disability	30,999	37,845	37,845	37,845	37,845	43,474	44,843	46,090
722820	Unemployment Insurance (Personnel)	2,273	2,564	2,564	2,564	2,564	1,718	1,775	1,827
722850	Optical	1,999	2,223	2,223	2,223	2,223	559	601	631
722900	Fringe Benefit Adjustments	-	30,116	2,366	30,116	30,116	-	-	-
		909,232	1,100,576	1,072,826	1,100,576	1,100,576	1,170,069	1,227,774	1,297,435
Personnel		3,182,010	3,759,158	3,675,908	3,759,158	3,759,158	4,126,463	4,278,357	4,434,863
Operating Expenses									
Contractual Services									
731031	Laboratory Fees	199,992	251,764	251,764	251,764	251,764	251,764	251,764	251,764
731059	Laundry and Cleaning	6,259	6,700	6,700	6,700	6,700	6,700	6,700	6,700
731115	Licenses and Permits	724	-	-	-	-	-	-	-
731143	Mail Handling-Postage Svc	571	-	-	-	-	-	-	-
731199	Medical Services Physicians	17,096	-	-	-	-	-	-	-
731213	Membership Dues	2,188	5,500	5,500	5,500	5,500	5,500	5,500	5,500
731241	Miscellaneous	-	400	400	400	400	400	400	400
731339	Periodicals Books Publ Sub	-	2,000	2,000	2,000	2,000	2,000	2,000	2,000
731346	Personal Mileage	16	2,253	2,253	2,253	2,253	2,253	2,253	2,253
731388	Printing	-	2,125	2,125	2,125	2,125	2,125	2,125	2,125
731458	Professional Services	225,504	5,297	169,085	5,297	5,297	5,297	5,297	5,297
731941	Training	634	10,000	10,000	10,000	10,000	10,000	10,000	10,000
732011	Transportation Service	148,827	171,000	255,537	171,750	171,000	171,750	171,000	171,000
732018	Travel and Conference	6,154	3,900	3,900	3,900	3,900	3,900	3,900	3,900
730037	Adj Prior Years Exp	81	-	-	-	-	-	-	-
730373	Contracted Services	-	300	300	300	300	300	300	300
730611	Employees Medical Exams	642	1,299	1,299	1,299	1,299	1,299	1,299	1,299
730646	Equipment Maintenance	6,623	9,116	9,116	9,116	9,116	9,116	9,116	9,116
730653	Equipment Rental Expense	1,596	2,500	2,500	2,500	2,500	2,500	2,500	2,500
730660	Equipment Repair	13,996	-	-	-	-	-	-	-
730772	Freight and Express	838	3,000	3,000	3,000	3,000	3,000	3,000	3,000
		631,741	477,154	725,479	477,904	477,154	477,904	477,154	477,154
Commodities									
750063	Custodial Supplies	1,840	2,000	2,000	2,000	2,000	2,000	2,000	2,000
750154	Expendable Equipment	-	100	100	100	100	100	100	100
750182	Film and Processing	-	575	575	575	575	575	575	575
750280	Laboratory Supplies	122,783	100,000	100,000	100,000	100,000	100,000	100,000	100,000
750301	Medical Supplies	104,965	96,959	97,166	96,959	96,959	117,959	117,959	117,959
750392	Metered Postage Expense	531	1,911	1,911	1,911	1,911	1,911	1,911	1,911
750399	Office Supplies	5,376	11,520	11,520	11,520	11,520	11,520	11,520	11,520
		235,495	213,065	213,272	213,065	213,065	234,065	234,065	234,065
Capital Outlay									
760157	Equipment	-	-	15,003	-	-	179,600	-	-
760159	Medical and Laboratory Equipment	1,262	-	-	-	-	-	-	-
		1,262	-	15,003	-	-	179,600	-	-
Operating Expenses		868,497	690,219	953,754	690,969	690,219	891,569	711,219	711,219

Department:	Public Services	OAKLAND COUNTY, MICHIGAN
Division:	Medical Examiner	
Fund:	Budget - General Fund General Purpose	

FY2024 AND FY2025 AND FY2026 County Executive Recommended Budget

Account Number/Description	FY 2022	FY 2023		FY 2024	FY 2025	FY 2024	FY 2025	FY 2026
	Actual	Adopted Budget	Amended Budget	Amended Plan	Amended Plan	County Exec. Recommended	County Exec. Recommended	County Exec. Recommended
Internal Support								
Internal Services								
770631 Bldg Space Cost Allocation	600,175	593,687	593,687	665,881	672,305	628,605	687,739	703,008
772618 Equipment Rental	12,192	12,995	12,995	12,995	12,995	12,995	12,995	12,995
773630 Info Tech Development	23,599	-	18,472	-	-	-	-	-
774636 Info Tech Operations	201,511	192,338	192,338	193,520	194,362	193,520	194,362	194,362
774637 Info Tech Managed Print Svcs	1,894	1,874	1,874	1,874	1,874	1,874	1,874	1,874
774677 Insurance Fund	7,559	11,110	11,110	11,198	11,285	12,424	12,424	12,424
775754 Maintenance Department Charges	16,142	-	16,514	-	-	-	-	-
776659 Motor Pool Fuel Charges	7,620	6,763	6,763	6,763	6,763	7,132	7,132	7,132
776661 Motor Pool	25,824	27,620	27,620	27,620	27,620	30,923	30,923	30,923
778675 Telephone Communications	25,209	23,849	23,849	23,849	23,849	24,755	24,755	24,755
	921,725	870,236	905,222	943,700	951,053	912,228	972,204	987,473
Internal Support	921,725	870,236	905,222	943,700	951,053	912,228	972,204	987,473
Grand Total Expenditures	4,972,231	5,319,613	5,534,884	5,393,827	5,400,430	5,930,260	5,961,780	6,133,554

Department:	Public Services	OAKLAND COUNTY, MICHIGAN						
Division:	Childrens Village	FY2024 AND FY2025 AND FY2026 County Executive Recommended Budget						
Fund:	Budget - General Fund General Purpose							

Account Number/Description	FY 2022	FY 2023		FY 2024	FY 2025	FY 2024	FY 2025	FY 2026
	Actual	Adopted Budget	Amended Budget	Amended Plan	Amended Plan	County Exec. Recommended	County Exec. Recommended	County Exec. Recommended

Revenues

Revenue

Federal Grants

610516	Refunds School Meals	181,329	300,000	300,000	300,000	300,000	300,000	300,000	300,000
		181,329	300,000	300,000	300,000	300,000	300,000	300,000	300,000

Charges for Services

630140	Board and Care	277,490	400,000	400,000	400,000	400,000	400,000	400,000	400,000
630224	Child Care State Aid	2,266,473	2,163,287	2,163,287	2,163,287	2,163,287	2,163,287	2,163,287	2,163,287
630406	Court Service Fees Probation	-	500	500	500	500	500	500	500
630574	Duplicate Record Fees	-	200	200	200	200	200	200	200
631204	Medical Records	15	-	-	-	-	-	-	-
631435	Out County Board and Care	2,534,847	2,200,000	2,200,000	2,200,000	2,200,000	2,200,000	2,200,000	2,200,000
631743	Refunds Miscellaneous	51	-	-	-	-	-	-	-
631869	Reimb Salaries	-	-	479,332	-	-	-	-	-
		5,078,876	4,763,987	5,243,319	4,763,987	4,763,987	4,763,987	4,763,987	4,763,987

Other Revenues

670057	Adjustment Prior Years Revenue	112,597	-	-	-	-	-	-	-
670228	County Auction	248	-	-	-	-	-	-	-
670513	Prior Years Revenue	82,399	-	-	-	-	-	-	-
670570	Refund Prior Years Expenditure	5,699	-	-	-	-	-	-	-
		200,943	-	-	-	-	-	-	-

Revenue

		5,461,148	5,063,987	5,543,319	5,063,987	5,063,987	5,063,987	5,063,987	5,063,987
--	--	------------------	------------------	------------------	------------------	------------------	------------------	------------------	------------------

Other Financing Sources

Transfers In

695500	Transfers In	6,211	-	-	-	-	-	-	-
		6,211	-	-	-	-	-	-	-

Other Financing Sources

		6,211	-	-	-	-	-	-	-
--	--	--------------	----------	----------	----------	----------	----------	----------	----------

Expenditures

Personnel

Salaries Regular

702010	Salaries Regular	8,186,294	12,442,303	12,921,635	12,442,303	12,442,303	12,828,855	13,284,186	13,726,727
702030	Holiday	400,552	-	-	-	-	-	-	-
702050	Annual Leave	673,949	-	-	-	-	-	-	-
702073	Parental Leave	25,822	-	-	-	-	-	-	-
702080	Sick Leave	189,636	-	-	-	-	-	-	-
702086	Comp Time	1,487	-	-	-	-	-	-	-
702120	Jury Duty	218	-	-	-	-	-	-	-
702130	Shift Premium	83,179	-	-	-	-	-	-	-
702190	Workers Compensation Pay	141,699	-	-	-	-	-	-	-
702200	Death Leave	11,336	-	-	-	-	-	-	-
702210	Holiday Leave	53,391	-	-	-	-	-	-	-

Department:	Public Services	OAKLAND COUNTY, MICHIGAN							
Division:	Childrens Village	FY2024 AND FY2025 AND FY2026 County Executive Recommended Budget							
Fund:	Budget - General Fund General Purpose								

Account Number/Description	FY 2022	FY 2023		FY 2024	FY 2025	FY 2024	FY 2025	FY 2026	
	Actual	Adopted Budget	Amended Budget	Amended Plan	Amended Plan	County Exec. Recommended	County Exec. Recommended	County Exec. Recommended	
702300 Disaster Non-Prod Salaries	36,933	-	-	-	-	-	-	-	
712020 Overtime	1,092,847	290,958	290,958	290,958	290,958	290,958	290,958	290,958	
712040 Holiday Overtime	297,133	160,000	160,000	160,000	160,000	160,000	160,000	160,000	
	11,194,476	12,893,261	13,372,593	12,893,261	12,893,261	13,279,813	13,735,144	14,177,685	
Fringe Benefits									
722750 Workers Compensation	148,046	164,404	164,404	164,404	164,404	160,903	166,508	172,007	
722760 Group Life	20,694	25,860	25,860	25,860	25,860	28,077	28,962	29,913	
722770 Retirement	2,717,793	3,139,403	3,139,403	3,139,403	3,139,403	3,130,191	3,229,490	3,393,208	
722780 Hospitalization (Personnel)	1,546,712	2,213,929	2,213,929	2,213,929	2,213,929	2,559,516	2,915,288	3,241,801	
722790 Social Security	803,718	918,295	918,295	918,295	918,295	943,644	976,290	1,007,988	
722800 Dental	163,152	190,576	190,576	190,576	190,576	152,312	153,074	157,666	
722810 Disability	148,005	187,532	187,532	187,532	187,532	196,939	203,688	210,238	
722820 Unemployment Insurance (Personnel)	11,327	12,535	12,535	12,535	12,535	7,697	7,971	8,236	
722850 Optical	14,762	18,972	18,972	18,972	18,972	5,004	5,379	5,648	
722900 Fringe Benefit Adjustments	-	111,536	111,536	111,536	111,536	-	-	-	
	5,574,209	6,983,042	6,983,042	6,983,042	6,983,042	7,184,283	7,686,650	8,226,706	
Personnel	16,768,685	19,876,303	20,355,635	19,876,303	19,876,303	20,464,096	21,421,795	22,404,391	

Operating Expenses

Contractual Services

730982 Interpreter Fees	7	5,000	5,000	5,000	5,000	5,000	5,000	5,000
731059 Laundry and Cleaning	22,212	35,000	35,281	35,000	35,000	105,000	105,000	105,000
731101 Library Continuations	-	89	89	89	89	89	89	89
731115 Licenses and Permits	2,744	7,000	7,000	7,000	7,000	7,000	7,000	7,000
731199 Medical Services Physicians	109,100	170,482	170,482	170,482	170,482	170,482	170,482	170,482
731213 Membership Dues	769	2,000	2,000	2,000	2,000	2,000	2,000	2,000
731318 Optical Expense	2,284	3,000	3,000	3,000	3,000	3,000	3,000	3,000
731017 Juvenile Detention-Outside Co	-	500	500	500	500	500	500	500
731339 Periodicals Books Publ Sub	823	1,000	1,000	1,000	1,000	1,000	1,000	1,000
731346 Personal Mileage	2,779	18,176	18,176	18,176	18,176	18,176	18,176	18,176
731388 Printing	4,245	10,822	10,822	10,822	10,822	10,822	10,822	10,822
731458 Professional Services	-	20,000	20,000	20,000	20,000	20,000	20,000	20,000
731493 Psychological Testing	-	2,500	2,500	2,500	2,500	2,500	2,500	2,500
731899 Teachers Services and Expense	2,510,943	2,510,943	2,510,943	2,510,943	2,510,943	2,510,943	2,510,943	2,510,943
731906 Testing Services	20,031	28,840	28,840	28,840	28,840	28,840	28,840	28,840
731997 Transportation of Clients	15	-	-	-	-	-	-	-
732018 Travel and Conference	2,942	7,000	7,000	7,000	7,000	7,000	7,000	7,000
732088 Vocational Training	1,038	13,000	13,000	13,000	13,000	13,000	13,000	13,000
730037 Adj Prior Years Exp	11,616	-	-	-	-	-	-	-
730044 Adj Prior Years Revenue	120,244	-	-	-	-	-	-	-
730079 Ambulance	-	3,600	3,600	3,600	3,600	3,600	3,600	3,600
730114 Auction Expense	5	-	-	-	-	-	-	-
730128 Barber Services	4,129	15,000	15,000	15,000	15,000	15,000	15,000	15,000
730373 Contracted Services	96,961	81,079	81,079	81,079	81,079	81,079	81,079	81,079
730611 Employees Medical Exams	2,008	12,742	12,742	12,742	12,742	10,742	10,742	10,742
730646 Equipment Maintenance	604	10,000	10,000	10,000	10,000	10,000	10,000	10,000
730870 Hospitalization (Contractual)	1,136	21,000	21,000	21,000	21,000	21,000	21,000	21,000
	2,916,634	2,978,773	2,979,054	2,978,773	2,978,773	3,046,773	3,046,773	3,046,773

Department:	Public Services	OAKLAND COUNTY, MICHIGAN						
Division:	Childrens Village	FY2024 AND FY2025 AND FY2026 County Executive Recommended Budget						
Fund:	Budget - General Fund General Purpose							

Account Number/Description	FY 2022	FY 2023		FY 2024	FY 2025	FY 2024	FY 2025	FY 2026
	Actual	Adopted Budget	Amended Budget	Amended Plan	Amended Plan	County Exec. Recommended	County Exec. Recommended	County Exec. Recommended
Commodities								
750448 Postage - Standard Mailing	-	100	100	100	100	100	100	100
750462 Provisions	298,233	520,000	522,493	520,000	520,000	440,000	440,000	440,000
750476 Recreation Supplies	4,975	11,900	11,900	11,900	11,900	11,900	11,900	11,900
750490 Security Supplies	5,187	10,000	11,000	10,000	10,000	10,000	10,000	10,000
750560 Toilet Articles	11,066	20,000	20,000	20,000	20,000	20,000	20,000	20,000
750567 Training-Educational Supplies	24,406	27,150	27,150	27,150	27,150	37,150	37,150	37,150
750581 Uniforms	5,466	24,234	37,613	24,234	24,234	24,234	24,234	24,234
750021 Bedding and Linen	2,757	13,000	33,001	13,000	13,000	18,000	18,000	18,000
750056 Culinary Supplies	16,275	20,000	20,000	20,000	20,000	20,000	20,000	20,000
750063 Custodial Supplies	36,335	62,100	62,100	62,100	62,100	62,100	62,100	62,100
750112 Drugs	20,404	65,208	65,208	65,208	65,208	55,208	55,208	55,208
750119 Dry Goods and Clothing	19,119	30,000	30,000	30,000	30,000	35,000	35,000	35,000
750154 Expendable Equipment	14,543	16,400	16,400	16,400	16,400	16,400	16,400	16,400
750210 Gasoline Charges	20	-	-	-	-	-	-	-
750245 Incentives	13,741	18,000	18,000	18,000	18,000	20,000	20,000	20,000
750294 Material and Supplies	3,908	6,000	6,000	6,000	6,000	6,000	6,000	6,000
750301 Medical Supplies	10,408	19,000	19,000	19,000	19,000	19,000	19,000	19,000
750392 Metered Postage Expense	1,931	7,086	7,086	7,086	7,086	7,086	7,086	7,086
750399 Office Supplies	17,021	28,000	28,000	28,000	28,000	28,000	28,000	28,000
	505,797	898,178	935,051	898,178	898,178	830,178	830,178	830,178
Capital Outlay								
760132 Computer Equipment	16,712	-	-	-	-	-	-	-
	16,712	-	-	-	-	-	-	-
Operating Expenses	3,439,143	3,876,951	3,914,105	3,876,951	3,876,951	3,876,951	3,876,951	3,876,951
Internal Support								
Internal Services								
770000 Internal Support Expenditures	63	-	-	-	-	-	-	-
770631 Bldg Space Cost Allocation	2,284,228	2,409,056	2,409,056	2,702,003	2,728,070	2,635,202	2,883,099	2,947,510
772618 Equipment Rental	1,840	1,840	1,840	1,840	1,840	1,840	1,840	1,840
773535 Info Tech CLEMIS	30,437	29,132	29,132	29,132	29,132	29,132	29,132	29,132
773630 Info Tech Development	70,120	-	42,312	-	-	-	-	-
774636 Info Tech Operations	391,994	382,308	382,308	382,308	382,308	383,641	383,308	383,308
774637 Info Tech Managed Print Svcs	11,308	10,583	10,583	10,583	10,583	10,583	10,583	10,583
774677 Insurance Fund	126,885	64,214	64,214	64,989	65,609	82,208	82,208	82,208
775754 Maintenance Department Charges	75,321	-	22,307	-	-	-	-	-
776659 Motor Pool Fuel Charges	8,387	7,577	7,577	7,577	7,577	7,597	7,597	7,597
776661 Motor Pool	21,755	16,504	16,504	16,504	16,504	30,584	30,584	30,584
777560 Radio Communications	21,096	87,329	87,329	87,329	87,329	87,329	87,329	87,329
778675 Telephone Communications	88,858	70,963	70,963	70,963	70,963	73,660	73,660	73,660
	3,132,292	3,079,506	3,144,125	3,373,228	3,399,915	3,341,776	3,589,340	3,653,751
Internal Support	3,132,292	3,079,506	3,144,125	3,373,228	3,399,915	3,341,776	3,589,340	3,653,751
Grand Total Expenditures	23,340,120	26,832,760	27,413,865	27,126,482	27,153,169	27,682,824	28,888,086	29,935,092

Department:	Public Services	OAKLAND COUNTY, MICHIGAN						
Division:	Animal Control							
Fund:	Budget - General Fund General Purpose							
		FY2024 AND FY2025 AND FY2026 County Executive Recommended Budget						

Account Number/Description	FY 2022	FY 2023		FY 2024	FY 2025	FY 2024	FY 2025	FY 2026
	Actual	Adopted Budget	Amended Budget	Amended Plan	Amended Plan	County Exec. Recommended	County Exec. Recommended	County Exec. Recommended

Revenues

Revenue		FY 2022	FY 2023	FY 2024	FY 2025	FY 2024	FY 2025	FY 2026	
		Actual	Adopted Budget	Amended Budget	Amended Plan	Amended Plan	County Exec. Recommended	County Exec. Recommended	County Exec. Recommended
Charges for Services									
630028	Adoptions	16,702	13,000	13,000	13,000	13,000	13,000	13,000	
630070	Animal Shots	10,903	11,900	11,900	11,900	11,900	11,900	11,900	
630074	Animal Sterilization Fees	25,078	30,000	33,905	30,000	30,000	30,000	30,000	
631981	Sale of Animals	-	500	500	500	500	500	500	
630252	Claimed Animals	11,888	17,000	17,000	17,000	17,000	17,000	17,000	
630686	Fee Income	1,353	-	-	-	-	-	-	
631134	Maintenance Dept Charges	(90)	-	-	-	-	-	-	
631253	Miscellaneous Revenue	2,609	3,000	3,000	3,000	3,000	3,000	3,000	
631526	Photostats	-	300	300	300	300	300	300	
631582	Pound Fees	52,663	27,550	27,550	27,550	27,550	27,550	27,550	
631827	Reimb General	-	1,000	1,000	1,000	1,000	1,000	1,000	
631988	Sale of Licenses	1,011,775	1,312,814	1,313,354	1,312,814	1,312,814	1,312,814	1,312,814	
632079	Service Fees	47,154	29,950	29,950	29,950	29,950	29,950	29,950	
		1,180,034	1,447,014	1,451,459	1,447,014	1,447,014	1,447,014	1,447,014	
Other Revenues									
670114	Cash Overages	1	-	-	-	-	-	-	
		1	-	-	-	-	-	-	
Revenue		1,180,035	1,447,014	1,451,459	1,447,014	1,447,014	1,447,014	1,447,014	
Grand Total Revenues		1,180,035	1,447,014	1,451,459	1,447,014	1,447,014	1,447,014	1,447,014	

Expenditures

Personnel		FY 2022	FY 2023	FY 2024	FY 2025	FY 2024	FY 2025	FY 2026
		Actual	Adopted Budget	Amended Budget	Amended Plan	Amended Plan	County Exec. Recommended	County Exec. Recommended
Salaries Regular								
702010	Salaries Regular	1,613,542	1,949,194	1,893,114	1,924,821	2,318,896	1,942,568	2,086,994
702030	Holiday	74,974	-	-	-	-	-	-
702050	Annual Leave	66,220	-	-	-	-	-	-
702080	Sick Leave	28,529	-	-	-	-	-	-
702190	Workers Compensation Pay	889	-	-	-	-	-	-
702200	Death Leave	2,018	-	-	-	-	-	-
702300	Disaster Non-Prod Salaries	14,947	-	-	-	-	-	-
712020	Overtime	69,869	78,274	78,274	78,274	78,274	78,274	78,274
712040	Holiday Overtime	3,201	6,428	6,428	6,428	6,428	6,428	6,428
712090	On Call	21,821	31,807	31,807	31,807	31,807	31,807	31,807
		1,896,010	2,065,703	2,009,623	2,041,330	2,435,405	2,059,077	2,132,480
Fringe Benefits								
722750	Workers Compensation	14,454	16,351	16,351	16,351	16,351	11,706	12,616
722760	Group Life	3,133	3,551	3,551	3,551	3,551	3,884	4,165
722770	Retirement	445,079	466,266	466,266	466,266	466,266	495,994	535,976
722780	Hospitalization (Personnel)	178,125	234,163	234,163	234,163	234,163	281,335	356,330
722790	Social Security	128,188	129,641	129,641	129,641	129,641	143,242	148,185
722800	Dental	21,021	21,579	21,579	21,579	21,579	19,586	19,684
		1,129,800	1,231,521	1,231,521	1,231,521	1,231,521	1,074,504	1,119,856

Department:	Public Services	OAKLAND COUNTY, MICHIGAN							
Division:	Animal Control	FY2024 AND FY2025 AND FY2026 County Executive Recommended Budget							
Fund:	Budget - General Fund General Purpose								

Account Number/Description	FY 2022	FY 2023		FY 2024	FY 2025	FY 2024	FY 2025	FY 2026
	Actual	Adopted Budget	Amended Budget	Amended Plan	Amended Plan	County Exec. Recommended	County Exec. Recommended	County Exec. Recommended
722810 Disability	21,715	25,797	25,797	25,797	25,797	27,312	28,312	29,285
722820 Unemployment Insurance (Personnel)	1,896	1,958	1,958	1,958	1,958	1,166	1,210	1,252
722850 Optical	2,132	2,244	2,244	2,244	2,244	649	698	733
722900 Fringe Benefit Adjustments	-	37,866	51,087	62,187	335,853	-	-	-
	815,743	939,416	952,637	963,737	1,237,403	984,874	1,046,189	1,113,621
Personnel	2,711,752	3,005,119	2,962,260	3,005,067	3,672,808	3,043,951	3,178,669	3,317,124

Operating Expenses

Contractual Services

730436 Damage By Dogs	-	400	400	400	400	400	400	400
731213 Membership Dues	454	200	200	200	200	200	200	200
731346 Personal Mileage	-	348	348	348	348	348	348	348
731388 Printing	6,281	9,225	9,225	9,225	9,225	9,225	9,225	9,225
731458 Professional Services	3,588	5,150	5,150	5,150	5,150	5,150	5,150	5,150
731818 Special Event Program	3,654	13,000	13,000	13,000	13,000	13,000	13,000	13,000
731941 Training	6,945	5,000	5,000	5,000	5,000	5,000	5,000	5,000
732018 Travel and Conference	-	1,500	1,500	1,500	1,500	1,500	1,500	1,500
732060 Uniform Cleaning	987	576	576	576	576	576	576	576
730037 Adj Prior Years Exp	131	-	-	-	-	-	-	-
730240 Cash Shortage	2	-	-	-	-	-	-	-
730247 Charge Card Fee	16,283	10,500	10,500	10,500	10,500	10,500	10,500	10,500
730373 Contracted Services	-	30,000	30,000	30,000	30,000	30,000	30,000	30,000
730611 Employees Medical Exams	823	-	-	-	-	-	-	-
730617 Employees Rabies Vaccines	-	3,000	3,000	3,000	3,000	3,000	3,000	3,000
730646 Equipment Maintenance	4,445	2,826	2,826	2,826	2,826	2,826	2,826	2,826
	43,593	81,725	81,725	81,725	81,725	81,725	81,725	81,725

Commodities

750448 Postage - Standard Mailing	192	-	-	-	-	-	-	-
750532 Tax Collection Supplies	10,098	5,900	5,900	5,900	5,900	5,900	5,900	5,900
750581 Uniforms	12,535	4,647	40,147	7,147	7,147	7,147	7,147	7,147
750014 Animal Supplies	99,100	89,500	89,500	89,500	89,500	110,000	110,000	110,000
750063 Custodial Supplies	6,889	10,000	10,000	10,000	10,000	10,000	10,000	10,000
750070 Deputy Supplies	40	9,000	9,000	9,000	9,000	9,000	9,000	9,000
750140 Employee Footwear	302	4,150	6,650	6,650	6,650	6,650	6,650	6,650
750231 Housekeeping and Janitor Exp	11,708	8,000	8,000	8,000	8,000	8,000	8,000	8,000
750301 Medical Supplies	258,770	154,900	154,900	154,900	154,900	210,000	210,000	210,000
750392 Metered Postage Expense	30,798	32,000	32,000	32,000	32,000	32,000	32,000	32,000
750399 Office Supplies	5,300	4,128	4,128	4,128	4,128	4,128	4,128	4,128
	435,732	322,225	360,225	327,225	327,225	402,825	402,825	402,825

Capital Outlay

760157 Equipment	-	-	16,332	-	-	-	-	-
	-	-	16,332	-	-	-	-	-

Operating Expenses	479,325	403,950	458,282	408,950	408,950	484,550	484,550	484,550
---------------------------	----------------	----------------	----------------	----------------	----------------	----------------	----------------	----------------

Department:	Public Services	OAKLAND COUNTY, MICHIGAN							
Division:	Animal Control	FY2024 AND FY2025 AND FY2026 County Executive Recommended Budget							
Fund:	Budget - General Fund General Purpose								

Account Number/Description	FY 2022	FY 2023		FY 2024	FY 2025	FY 2024	FY 2025	FY 2026	
	Actual	Adopted Budget	Amended Budget	Amended Plan	Amended Plan	County Exec. Recommended	County Exec. Recommended	County Exec. Recommended	
Internal Support									
Internal Services									
770000	Internal Support Expenditures	2,608	-	-	-	-	-	-	-
770631	Bldg Space Cost Allocation	944,932	932,859	932,859	1,046,297	1,056,391	986,686	1,079,506	1,103,472
772618	Equipment Rental	16,735	12,782	12,782	12,782	12,782	12,782	12,782	12,782
773535	Info Tech CLEMIS	17,190	16,203	16,203	16,203	16,203	16,203	16,203	16,203
773630	Info Tech Development	52,491	-	16,463	-	-	-	-	-
773637	Info Tech Equipment Rental	15,316	15,316	15,316	15,316	15,316	15,316	15,316	15,316
774636	Info Tech Operations	144,966	149,922	149,922	149,922	149,922	149,922	149,922	149,922
774637	Info Tech Managed Print Svcs	9,798	7,981	7,981	7,981	7,981	7,981	7,981	7,981
774677	Insurance Fund	119,874	176,479	176,479	178,075	179,554	225,270	224,112	224,242
775754	Maintenance Department Charges	6,340	-	1,833	-	-	-	-	-
776659	Motor Pool Fuel Charges	47,145	39,204	39,204	39,204	39,204	48,275	48,275	48,275
776661	Motor Pool	96,638	109,001	109,001	109,001	109,001	97,828	97,828	97,828
777560	Radio Communications	7,814	25,464	25,464	25,464	25,464	25,464	25,464	25,464
778675	Telephone Communications	39,044	38,589	38,589	38,589	38,589	40,056	40,056	40,056
		1,520,890	1,523,800	1,542,096	1,638,834	1,650,407	1,625,783	1,717,445	1,741,541
Internal Support		1,520,890	1,523,800	1,542,096	1,638,834	1,650,407	1,625,783	1,717,445	1,741,541
Grand Total Expenditures		4,711,967	4,932,869	4,962,638	5,052,851	5,732,165	5,154,284	5,380,664	5,543,215

Department:	Public Services	OAKLAND COUNTY, MICHIGAN						
Division:	Circuit Court Probation	FY2024 AND FY2025 AND FY2026 County Executive Recommended Budget						
Fund:	Budget - General Fund General Purpose							

Account Number/Description	FY 2022	FY 2023		FY 2024	FY 2025	FY 2024	FY 2025	FY 2026
	Actual	Adopted Budget	Amended Budget	Amended Plan	Amended Plan	County Exec. Recommended	County Exec. Recommended	County Exec. Recommended

Expenditures

Operating Expenses

Contractual Services

730982	Interpreter Fees	-	375	375	375	375	375	375	375
731388	Printing	5,528	5,851	5,851	5,851	5,851	5,851	5,851	5,851
731941	Training	62	1,000	1,000	1,000	1,000	1,000	1,000	1,000
730646	Equipment Maintenance	-	1,130	1,130	1,130	1,130	1,130	1,130	1,130
		5,590	8,356	8,356	8,356	8,356	8,356	8,356	8,356

Commodities

750392	Metered Postage Expense	989	7,677	7,677	7,677	7,677	7,677	7,677	7,677
750399	Office Supplies	10,066	38,293	38,293	38,293	38,293	38,293	38,293	38,293
		11,055	45,970	45,970	45,970	45,970	45,970	45,970	45,970

Operating Expenses

		16,645	54,326	54,326	54,326	54,326	54,326	54,326	54,326
--	--	---------------	---------------	---------------	---------------	---------------	---------------	---------------	---------------

Internal Support

Internal Services

770631	Bldg Space Cost Allocation	504,509	496,805	496,805	557,217	562,594	519,099	567,932	580,541
774636	Info Tech Operations	37,844	37,408	37,408	37,408	37,408	37,408	37,408	37,408
774637	Info Tech Managed Print Svcs	1,088	1,003	1,003	1,003	1,003	1,003	1,003	1,003
775754	Maintenance Department Charges	1,400	-	952	-	-	-	-	-
778675	Telephone Communications	70,295	60,366	60,366	60,366	60,366	62,660	62,660	62,660
		615,137	595,582	596,534	655,994	661,371	620,170	669,003	681,612

Internal Support

		615,137	595,582	596,534	655,994	661,371	620,170	669,003	681,612
--	--	----------------	----------------	----------------	----------------	----------------	----------------	----------------	----------------

Grand Total Expenditures

		631,782	649,908	650,860	710,320	715,697	674,496	723,329	735,938
--	--	----------------	----------------	----------------	----------------	----------------	----------------	----------------	----------------

Department:	Economic Development	OAKLAND COUNTY, MICHIGAN						
Fund:	Budget - General Fund General Purpose	FY2024 AND FY2025 AND FY2026 County Executive Recommended Budget						

Account Number/Description	FY 2022	FY 2023		FY 2024	FY 2025	FY 2024	FY 2025	FY 2026
	Actual	Adopted Budget	Amended Budget	Amended Plan	Amended Plan	County Exec. Recommended	County Exec. Recommended	County Exec. Recommended
Revenues								
Revenue								
Charges for Services								
630588 Economic Development Fees	50,000	60,000	60,000	60,000	60,000	-	-	-
631757 Registration Fees	-	10,550	10,550	10,550	10,550	10,550	10,550	10,550
631827 Reimb General	326,767	265,358	270,140	265,358	265,358	265,358	265,358	265,358
632002 Sale of Maps	35,720	30,000	30,000	30,000	30,000	30,000	30,000	30,000
632065 Seminars/Conferences	1,780	50,800	50,800	50,800	50,800	10,800	10,800	10,800
	414,267	416,708	421,490	416,708	416,708	316,708	316,708	316,708
Other Revenues								
670570 Refund Prior Years Expenditure	686,863	-	-	-	-	-	-	-
	686,863	-	-	-	-	-	-	-
Revenue	1,101,130	416,708	421,490	416,708	416,708	316,708	316,708	316,708
Other Financing Sources								
Transfers In								
695500 Transfers In	1,000	-	-	-	-	-	-	-
	1,000	-	-	-	-	-	-	-
Other Financing Sources	1,000	-	-	-	-	-	-	-
Grand Total Revenues	1,102,130	416,708	421,490	416,708	416,708	316,708	316,708	316,708

Expenditures								
Personnel								
Salaries Regular								
702010 Salaries Regular	4,033,347	5,196,073	5,196,073	5,196,073	5,196,073	5,096,535	5,271,650	5,431,748
702030 Holiday	222,645	-	-	-	-	-	-	-
702050 Annual Leave	223,305	-	-	-	-	-	-	-
702073 Parental Leave	2,302	-	-	-	-	-	-	-
702080 Sick Leave	101,397	-	-	-	-	-	-	-
702110 Per Diem Expense	1,980	3,500	3,500	3,500	3,500	3,500	3,500	3,500
702190 Workers Compensation Pay	29	-	-	-	-	-	-	-
702200 Death Leave	3,421	-	-	-	-	-	-	-
702210 Holiday Leave	10	-	-	-	-	-	-	-
702240 Salary Adjustments	-	17,020	17,020	17,020	17,020	17,020	17,020	17,020
702300 Disaster Non-Prod Salaries	6,786	-	-	-	-	-	-	-
712020 Overtime	4,488	-	-	-	-	-	-	-
712040 Holiday Overtime	29	-	-	-	-	-	-	-
	4,599,739	5,216,593	5,216,593	5,216,593	5,216,593	5,117,055	5,292,170	5,452,268
Fringe Benefits								
722750 Workers Compensation	5,844	8,612	8,612	8,612	8,612	4,223	4,425	4,617
722760 Group Life	9,715	11,221	11,221	11,221	11,221	11,576	11,974	12,348
722770 Retirement	1,166,537	1,368,021	1,368,021	1,368,021	1,368,021	1,271,064	1,312,248	1,378,730
722780 Hospitalization (Personnel)	540,119	687,375	687,375	687,375	687,375	721,791	825,896	921,375
722790 Social Security	346,895	393,201	393,201	393,201	393,201	388,771	402,076	414,229
722800 Dental	61,398	65,538	65,538	65,538	65,538	48,981	49,192	50,691
722810 Disability	68,783	81,639	81,639	81,639	81,639	82,145	84,952	87,517

Department:	Economic Development	OAKLAND COUNTY, MICHIGAN							
Fund:	Budget - General Fund General Purpose	FY2024 AND FY2025 AND FY2026 County Executive Recommended Budget							

Account Number/Description	FY 2022	FY 2023		FY 2024	FY 2025	FY 2024	FY 2025	FY 2026
	Actual	Adopted Budget	Amended Budget	Amended Plan	Amended Plan	County Exec. Recommended	County Exec. Recommended	County Exec. Recommended
722820 Unemployment Insurance (Personnel)	4,599	5,195	5,195	5,195	5,195	3,058	3,163	3,259
722850 Optical	5,535	6,073	6,073	6,073	6,073	1,402	1,515	1,595
722900 Fringe Benefit Adjustments	-	1,026	1,026	1,026	1,026	-	-	-
	2,209,424	2,627,901	2,627,901	2,627,901	2,627,901	2,533,013	2,695,442	2,874,361
Personnel	6,809,163	7,844,494	7,844,494	7,844,494	7,844,494	7,650,068	7,987,612	8,326,628

Operating Expenses

Contractual Services

731073 Legal Services	-	5,000	5,000	5,000	5,000	2,000	2,000	2,000
731115 Licenses and Permits	419	-	-	-	-	500	500	500
731213 Membership Dues	122,482	172,000	172,000	172,000	172,000	152,000	152,000	152,000
731241 Miscellaneous	2,548	700	700	700	700	700	700	700
731297 Officer Fees	7,610	-	-	-	-	-	-	-
731339 Periodicals Books Publ Sub	1,840	10,000	10,000	10,000	10,000	5,000	5,000	5,000
731346 Personal Mileage	10,392	48,018	48,018	48,018	48,018	73,018	73,018	73,018
731388 Printing	17,929	34,391	34,526	34,391	34,391	34,391	34,391	34,391
731458 Professional Services	886,096	521,414	3,821,414	521,414	521,414	721,414	721,414	721,414
731598 Regranting Program	(30,213)	-	-	-	-	-	-	-
731773 Software Rental Lease Purchase	8,771	-	-	-	-	10,000	10,000	10,000
731780 Software Support Maintenance	21,441	84,000	84,000	84,000	84,000	34,000	34,000	34,000
731794 Soldier Burial	22,054	113,629	113,629	113,629	113,629	113,629	113,629	113,629
731801 Soldier Relief	14,805	30,932	30,932	30,932	30,932	30,932	30,932	30,932
731818 Special Event Program	13,354	256,165	256,165	6,165	6,165	305,165	305,165	305,165
731822 Special Projects	18,199	-	50,000	-	-	-	-	-
731885 Supportive Services	109,512	-	-	-	-	-	-	-
732011 Transportation Service	-	-	(80,000)	-	-	-	-	-
732018 Travel and Conference	52,520	42,500	47,282	42,500	42,500	117,500	117,500	117,500
732020 Travel Employee Taxable Meals	1,035	2,000	2,000	2,000	2,000	2,000	2,000	2,000
732021 Tree Planting	129,997	-	10,159	-	-	-	-	-
732165 Workshops and Meeting	122,893	242,489	239,739	242,489	242,489	242,489	242,489	242,489
730072 Advertising	141,030	256,438	256,438	256,438	256,438	151,438	151,438	151,438
730205 Business Recruitment	124,472	116,680	116,680	116,680	116,680	166,680	166,680	166,680
730226 Car Allowance	-	1,500	1,500	1,500	1,500	-	-	-
730247 Charge Card Fee	77	900	900	900	900	900	900	900
730324 Communications	-	500	500	500	500	500	500	500
730373 Contracted Services	157,730	-	-	-	-	-	-	-
730639 Engineering Services-Other	29,820	-	-	-	-	-	-	-
730646 Equipment Maintenance	-	1,100	1,100	1,100	1,100	1,100	1,100	1,100
730772 Freight and Express	-	7,140	7,140	7,140	7,140	2,140	2,140	2,140
	1,986,813	1,947,496	5,229,822	1,697,496	1,697,496	2,167,496	2,167,496	2,167,496

Commodities

750427 Photographic Supplies	-	1,100	1,100	1,100	1,100	1,100	1,100	1,100
750462 Provisions	6,338	-	-	-	-	-	-	-
750259 Information Supplies	-	4,000	4,000	4,000	4,000	4,000	4,000	4,000
750511 Special Event Supplies	200	2,035	2,035	2,035	2,035	2,035	2,035	2,035
750049 Computer Supplies	-	3,088	3,088	3,088	3,088	1,088	1,088	1,088
750091 Drafting Supplies and Maps	6,900	22,500	22,500	22,500	22,500	12,500	12,500	12,500
750119 Dry Goods and Clothing	5,841	10,500	10,500	10,500	10,500	10,500	10,500	10,500
750154 Expendable Equipment	143	1,700	1,700	1,700	1,700	1,700	1,700	1,700
750245 Incentives	-	-	82,750	-	-	-	-	-

Department:		Economic Development		OAKLAND COUNTY, MICHIGAN					
Fund:		Budget - General Fund General Purpose		FY2024 AND FY2025 AND FY2026 County Executive Recommended Budget					
Account Number/Description		FY 2022	FY 2023		FY 2024	FY 2025	FY 2024	FY 2025	FY 2026
		Actual	Adopted Budget	Amended Budget	Amended Plan	Amended Plan	County Exec. Recommended	County Exec. Recommended	County Exec. Recommended
750392	Metered Postage Expense	2,398	16,034	16,034	16,034	16,034	8,034	8,034	8,034
750399	Office Supplies	9,171	26,422	26,422	26,422	26,422	26,422	26,422	26,422
		30,991	87,379	170,129	87,379	87,379	67,379	67,379	67,379
Capital Outlay									
760160	Furniture and Fixtures	13,002	-	-	-	-	-	-	-
		13,002	-	-	-	-	-	-	-
Operating Expenses		2,030,806	2,034,875	5,399,951	1,784,875	1,784,875	2,234,875	2,234,875	2,234,875
Internal Support									
Internal Services									
770631	Bldg Space Cost Allocation	480,428	463,108	463,108	519,424	524,435	413,725	452,645	462,694
772618	Equipment Rental	1,702	1,702	1,702	1,702	1,702	1,702	1,702	1,702
773630	Info Tech Development	241,342	-	111,336	-	-	-	-	-
774636	Info Tech Operations	729,100	695,939	695,939	705,659	715,339	715,323	723,203	723,203
774637	Info Tech Managed Print Svcs	8,619	8,574	8,574	8,574	8,574	8,574	8,574	8,574
774677	Insurance Fund	17,917	108,041	108,041	108,889	109,740	138,142	138,142	138,142
775754	Maintenance Department Charges	9,085	-	2,180	-	-	-	-	-
776659	Motor Pool Fuel Charges	2,483	2,204	2,204	2,204	2,204	2,143	2,143	2,143
776661	Motor Pool	3,243	3,398	3,398	3,398	3,398	3,040	3,040	3,040
778675	Telephone Communications	71,349	66,654	66,654	66,654	66,654	69,189	69,189	69,189
		1,565,270	1,349,620	1,463,136	1,416,504	1,432,046	1,351,838	1,398,638	1,408,687
Internal Support		1,565,270	1,349,620	1,463,136	1,416,504	1,432,046	1,351,838	1,398,638	1,408,687
Transfers/Other Sources (Uses)									
Transfers Out									
788001	Transfers Out	-	-	1,300,000	-	-	-	-	-
		-	-	1,300,000	-	-	-	-	-
Transfers/Other Sources (Uses)		-	-	1,300,000	-	-	-	-	-
Grand Total Expenditures		10,405,239	11,228,989	16,007,581	11,045,873	11,061,415	11,236,781	11,621,125	11,970,190

Department:	Economic Development	OAKLAND COUNTY, MICHIGAN						
Division:	Economic Development Division							
Fund:	Budget - General Fund General Purpose	FY2024 AND FY2025 AND FY2026 County Executive Recommended Budget						

Account Number/Description	FY 2022	FY 2023		FY 2024	FY 2025	FY 2024	FY 2025	FY 2026
	Actual	Adopted Budget	Amended Budget	Amended Plan	Amended Plan	County Exec. Recommended	County Exec. Recommended	County Exec. Recommended

Expenditures

Personnel

Salaries Regular

702010	Salaries Regular	767,276	912,823	912,823	912,823	912,823	608,594	632,478	656,754
702030	Holiday	33,543	-	-	-	-	-	-	-
702050	Annual Leave	29,321	-	-	-	-	-	-	-
702080	Sick Leave	18,700	-	-	-	-	-	-	-
702200	Death Leave	653	-	-	-	-	-	-	-
702300	Disaster Non-Prod Salaries	4,595	-	-	-	-	-	-	-
		854,089	912,823	912,823	912,823	912,823	608,594	632,478	656,754

Fringe Benefits

722750	Workers Compensation	769	1,003	1,003	1,003	1,003	(1,012)	(1,023)	(1,034)
722760	Group Life	1,867	1,978	1,978	1,978	1,978	1,339	1,392	1,450
722770	Retirement	216,602	242,962	242,962	242,962	242,962	155,538	161,171	171,278
722780	Hospitalization (Personnel)	83,572	101,061	101,061	101,061	101,061	75,340	89,588	102,601
722790	Social Security	62,944	66,877	66,877	66,877	66,877	46,557	48,385	50,241
722800	Dental	8,908	9,230	9,230	9,230	9,230	4,243	4,231	4,381
722810	Disability	12,927	14,403	14,403	14,403	14,403	10,041	10,431	10,827
722820	Unemployment Insurance (Personnel)	854	913	913	913	913	366	379	394
722850	Optical	846	877	877	877	877	71	84	93
		389,289	439,304	439,304	439,304	439,304	292,483	314,637	340,231

Personnel		1,243,378	1,352,127	1,352,127	1,352,127	1,352,127	901,077	947,116	996,985
------------------	--	------------------	------------------	------------------	------------------	------------------	----------------	----------------	----------------

Operating Expenses

Contractual Services

731213	Membership Dues	724	36,000	36,000	36,000	36,000	36,000	36,000	36,000
731339	Periodicals Books Publ Sub	-	7,000	7,000	7,000	7,000	2,000	2,000	2,000
731346	Personal Mileage	748	11,020	11,020	11,020	11,020	11,020	11,020	11,020
731388	Printing	362	13,627	13,627	13,627	13,627	13,627	13,627	13,627
731458	Professional Services	360	29,484	29,484	29,484	29,484	29,484	29,484	29,484
731780	Software Support Maintenance	11,466	-	-	-	-	-	-	-
731818	Special Event Program	3,483	-	-	-	-	-	-	-
731822	Special Projects	18,199	-	50,000	-	-	-	-	-
731885	Supportive Services	100,000	-	-	-	-	-	-	-
732018	Travel and Conference	888	10,000	10,000	10,000	10,000	10,000	10,000	10,000
732165	Workshops and Meeting	1,016	8,000	8,000	8,000	8,000	8,000	8,000	8,000
730072	Advertising	3,500	-	-	-	-	-	-	-
730205	Business Recruitment	702	-	-	-	-	-	-	-
730324	Communications	-	250	250	250	250	250	250	250
730373	Contracted Services	140,000	-	-	-	-	-	-	-
		281,448	115,381	165,381	115,381	115,381	110,381	110,381	110,381

Commodities

750427	Photographic Supplies	-	200	200	200	200	200	200	200
750119	Dry Goods and Clothing	2,250	-	-	-	-	-	-	-
750154	Expendable Equipment	143	-	-	-	-	-	-	-

Department:	Economic Development	OAKLAND COUNTY, MICHIGAN							
Division:	Economic Development Division								
Fund:	Budget - General Fund General Purpose								

FY2024 AND FY2025 AND FY2026 County Executive Recommended Budget

Account Number/Description	FY 2022	FY 2023		FY 2024	FY 2025	FY 2024	FY 2025	FY 2026
	Actual	Adopted Budget	Amended Budget	Amended Plan	Amended Plan	County Exec. Recommended	County Exec. Recommended	County Exec. Recommended
750399 Office Supplies	343	2,000	2,000	2,000	2,000	2,000	2,000	2,000
	2,737	2,200	2,200	2,200	2,200	2,200	2,200	2,200
Operating Expenses	284,184	117,581	167,581	117,581	117,581	112,581	112,581	112,581
Internal Support								
Internal Services								
770631 Bldg Space Cost Allocation	59,564	55,185	55,185	61,896	62,493	31,585	34,556	35,324
773630 Info Tech Development	112,711	-	64,934	-	-	-	-	-
774636 Info Tech Operations	42,954	97,547	97,547	107,267	116,947	116,931	124,811	124,811
774677 Insurance Fund	3,808	25,598	25,598	25,798	26,000	35,818	35,818	35,818
775754 Maintenance Department Charges	2,643	-	89	-	-	-	-	-
776661 Motor Pool	192	-	-	-	-	-	-	-
778675 Telephone Communications	8,192	9,869	9,869	9,869	9,869	10,245	10,245	10,245
	230,064	188,199	253,222	204,830	215,309	194,579	205,430	206,198
Internal Support	230,064	188,199	253,222	204,830	215,309	194,579	205,430	206,198
Grand Total Expenditures	1,757,626	1,657,907	1,772,930	1,674,538	1,685,017	1,208,237	1,265,127	1,315,764

Department:	Economic Development	OAKLAND COUNTY, MICHIGAN							
Division:	Planning and Local Business Development								
Fund:	Budget - General Fund General Purpose								
		FY2024 AND FY2025 AND FY2026 County Executive Recommended Budget							

Account Number/Description	FY 2022	FY 2023		FY 2024	FY 2025	FY 2024	FY 2025	FY 2026
	Actual	Adopted Budget	Amended Budget	Amended Plan	Amended Plan	County Exec. Recommended	County Exec. Recommended	County Exec. Recommended

Revenues

Revenue		FY 2022	FY 2023	FY 2023	FY 2024	FY 2025	FY 2024	FY 2025	FY 2026
		Actual	Adopted Budget	Amended Budget	Amended Plan	Amended Plan	County Exec. Recommended	County Exec. Recommended	County Exec. Recommended
Charges for Services									
630588	Economic Development Fees	50,000	60,000	60,000	60,000	60,000	-	-	-
631757	Registration Fees	-	10,550	10,550	10,550	10,550	10,550	10,550	10,550
631827	Reimb General	308,693	265,358	265,358	265,358	265,358	265,358	265,358	265,358
632002	Sale of Maps	35,720	30,000	30,000	30,000	30,000	30,000	30,000	30,000
632065	Seminars/Conferences	1,780	50,800	50,800	50,800	50,800	10,800	10,800	10,800
		396,193	416,708	416,708	416,708	416,708	316,708	316,708	316,708
Other Revenues									
670570	Refund Prior Years Expenditure	685,347	-	-	-	-	-	-	-
		685,347	-	-	-	-	-	-	-
Revenue		1,081,540	416,708	416,708	416,708	416,708	316,708	316,708	316,708
Other Financing Sources									
Transfers In									
695500	Transfers In	1,000	-	-	-	-	-	-	-
		1,000	-	-	-	-	-	-	-
Other Financing Sources		1,000	-	-	-	-	-	-	-
Grand Total Revenues		1,082,540	416,708	416,708	416,708	416,708	316,708	316,708	316,708

Expenditures

Personnel		FY 2022	FY 2023	FY 2023	FY 2024	FY 2025	FY 2024	FY 2025	FY 2026
		Actual	Adopted Budget	Amended Budget	Amended Plan	Amended Plan	County Exec. Recommended	County Exec. Recommended	County Exec. Recommended
Salaries Regular									
702010	Salaries Regular	1,139,687	1,495,549	1,495,549	1,495,549	1,495,549	1,562,579	1,613,567	1,657,494
702030	Holiday	67,275	-	-	-	-	-	-	-
702050	Annual Leave	78,283	-	-	-	-	-	-	-
702080	Sick Leave	28,291	-	-	-	-	-	-	-
702200	Death Leave	1,526	-	-	-	-	-	-	-
712020	Overtime	25	-	-	-	-	-	-	-
		1,315,086	1,495,549	1,495,549	1,495,549	1,495,549	1,562,579	1,613,567	1,657,494
Fringe Benefits									
722750	Workers Compensation	1,763	2,695	2,695	2,695	2,695	1,725	1,780	1,829
722760	Group Life	2,726	3,241	3,241	3,241	3,241	3,584	3,700	3,803
722770	Retirement	332,370	393,104	393,104	393,104	393,104	388,124	400,248	419,257
722780	Hospitalization (Personnel)	153,068	195,694	195,694	195,694	195,694	239,362	272,633	303,168
722790	Social Security	99,478	114,407	114,407	114,407	114,407	119,537	123,438	126,798
722800	Dental	16,833	17,807	17,807	17,807	17,807	15,406	15,483	15,948
722810	Disability	20,786	23,597	23,597	23,597	23,597	25,230	26,053	26,762
722820	Unemployment Insurance (Personnel)	1,315	1,494	1,494	1,494	1,494	938	968	994
722850	Optical	1,626	1,802	1,802	1,802	1,802	496	533	560
		629,965	753,841	753,841	753,841	753,841	794,401	844,836	899,119
Personnel		1,945,051	2,249,390	2,249,390	2,249,390	2,249,390	2,356,980	2,458,403	2,556,613

Department:	Economic Development	OAKLAND COUNTY, MICHIGAN						
Division:	Planning and Local Business Development	FY2024 AND FY2025 AND FY2026 County Executive Recommended Budget						
Fund:	Budget - General Fund General Purpose							

Account Number/Description	FY 2022	FY 2023		FY 2024	FY 2025	FY 2024	FY 2025	FY 2026
	Actual	Adopted Budget	Amended Budget	Amended Plan	Amended Plan	County Exec. Recommended	County Exec. Recommended	County Exec. Recommended

Operating Expenses

Contractual Services

731073	Legal Services	-	5,000	5,000	5,000	5,000	2,000	2,000	2,000
731115	Licenses and Permits	419	-	-	-	-	500	500	500
731213	Membership Dues	116,319	134,500	134,500	134,500	134,500	114,500	114,500	114,500
731339	Periodicals Books Publ Sub	1,840	3,000	3,000	3,000	3,000	3,000	3,000	3,000
731346	Personal Mileage	3,134	33,240	33,240	33,240	33,240	58,240	58,240	58,240
731388	Printing	15,139	17,556	17,556	17,556	17,556	17,556	17,556	17,556
731458	Professional Services	881,014	441,930	741,930	441,930	441,930	641,930	641,930	641,930
731598	Regranting Program	(30,213)	-	-	-	-	-	-	-
731773	Software Rental Lease Purchase	8,771	-	-	-	-	10,000	10,000	10,000
731780	Software Support Maintenance	9,975	84,000	84,000	84,000	84,000	34,000	34,000	34,000
731818	Special Event Program	8,701	250,000	250,000	-	-	299,000	299,000	299,000
732018	Travel and Conference	21,206	19,500	19,500	19,500	19,500	94,500	94,500	94,500
732021	Tree Planting	129,997	-	10,159	-	-	-	-	-
732165	Workshops and Meeting	94,901	234,489	234,489	234,489	234,489	234,489	234,489	234,489
730072	Advertising	103,756	255,438	255,438	255,438	255,438	150,438	150,438	150,438
730205	Business Recruitment	63,067	116,680	116,680	116,680	116,680	166,680	166,680	166,680
730226	Car Allowance	-	1,500	1,500	1,500	1,500	-	-	-
730247	Charge Card Fee	77	900	900	900	900	900	900	900
730324	Communications	-	250	250	250	250	250	250	250
730373	Contracted Services	17,730	-	-	-	-	-	-	-
730639	Engineering Services-Other	29,820	-	-	-	-	-	-	-
730646	Equipment Maintenance	-	500	500	500	500	500	500	500
730772	Freight and Express	-	7,140	7,140	7,140	7,140	2,140	2,140	2,140
		1,475,655	1,605,623	1,915,782	1,355,623	1,355,623	1,830,623	1,830,623	1,830,623

Commodities

750427	Photographic Supplies	-	900	900	900	900	900	900	900
750462	Provisions	6,338	-	-	-	-	-	-	-
750259	Information Supplies	-	4,000	4,000	4,000	4,000	4,000	4,000	4,000
750511	Special Event Supplies	200	2,035	2,035	2,035	2,035	2,035	2,035	2,035
750049	Computer Supplies	-	2,570	2,570	2,570	2,570	570	570	570
750091	Drafting Supplies and Maps	6,900	22,500	22,500	22,500	22,500	12,500	12,500	12,500
750119	Dry Goods and Clothing	3,591	10,500	10,500	10,500	10,500	10,500	10,500	10,500
750154	Expendable Equipment	-	1,700	1,700	1,700	1,700	1,700	1,700	1,700
750392	Metered Postage Expense	934	10,920	10,920	10,920	10,920	2,920	2,920	2,920
750399	Office Supplies	4,123	16,922	16,922	16,922	16,922	16,922	16,922	16,922
		22,086	72,047	72,047	72,047	72,047	52,047	52,047	52,047

Capital Outlay

760160	Furniture and Fixtures	13,002	-	-	-	-	-	-	-
		13,002	-	-	-	-	-	-	-

Operating Expenses

		1,510,744	1,677,670	1,987,829	1,427,670	1,427,670	1,882,670	1,882,670	1,882,670
--	--	------------------	------------------	------------------	------------------	------------------	------------------	------------------	------------------

Internal Support

Internal Services

770631	Bldg Space Cost Allocation	311,524	292,238	292,238	327,776	330,938	267,742	292,929	299,432
--------	----------------------------	---------	---------	---------	---------	---------	---------	---------	---------

Department:	Economic Development	OAKLAND COUNTY, MICHIGAN
Division:	Planning and Local Business Development	
Fund:	Budget - General Fund General Purpose	
		FY2024 AND FY2025 AND FY2026 County Executive Recommended Budget

Account Number/Description	FY 2022	FY 2023		FY 2024	FY 2025	FY 2024	FY 2025	FY 2026
	Actual	Adopted Budget	Amended Budget	Amended Plan	Amended Plan	County Exec. Recommended	County Exec. Recommended	County Exec. Recommended
772618 Equipment Rental	1,702	1,702	1,702	1,702	1,702	1,702	1,702	1,702
773630 Info Tech Development	117,388	-	40,899	-	-	-	-	-
774636 Info Tech Operations	584,766	485,050	485,050	485,050	485,050	485,050	485,050	485,050
774637 Info Tech Managed Print Svcs	5,217	5,149	5,149	5,149	5,149	5,149	5,149	5,149
774677 Insurance Fund	9,541	39,991	39,991	40,305	40,621	42,879	42,879	42,879
775754 Maintenance Department Charges	3,408	-	864	-	-	-	-	-
778675 Telephone Communications	44,353	45,992	45,992	45,992	45,992	47,741	47,741	47,741
	1,077,898	870,122	911,885	905,974	909,452	850,263	875,450	881,953
Internal Support	1,077,898	870,122	911,885	905,974	909,452	850,263	875,450	881,953
Grand Total Expenditures	4,533,693	4,797,182	5,149,104	4,583,034	4,586,512	5,089,913	5,216,523	5,321,236

Department:	Economic Development	OAKLAND COUNTY, MICHIGAN						
Division:	Business Development Division	FY2024 AND FY2025 AND FY2026 County Executive Recommended Budget						
Fund:	Budget - General Fund General Purpose							

Account Number/Description	FY 2022	FY 2023		FY 2024	FY 2025	FY 2024	FY 2025	FY 2026
	Actual	Adopted Budget	Amended Budget	Amended Plan	Amended Plan	County Exec. Recommended	County Exec. Recommended	County Exec. Recommended
Revenues								
Revenue								
Charges for Services								
631827 Reimb General	2,350	-	-	-	-	-	-	-
	2,350	-	-	-	-	-	-	-
Revenue	2,350	-	-	-	-	-	-	-
Grand Total Revenues	2,350	-	-	-	-	-	-	-

Expenditures

Personnel								
Salaries Regular								
702010 Salaries Regular	1,179,334	1,531,691	1,531,691	1,531,691	1,531,691	1,632,843	1,681,990	1,725,221
702030 Holiday	67,911	-	-	-	-	-	-	-
702050 Annual Leave	62,380	-	-	-	-	-	-	-
702073 Parental Leave	2,302	-	-	-	-	-	-	-
702080 Sick Leave	29,345	-	-	-	-	-	-	-
702200 Death Leave	343	-	-	-	-	-	-	-
702300 Disaster Non-Prod Salaries	2,191	-	-	-	-	-	-	-
	1,343,806	1,531,691	1,531,691	1,531,691	1,531,691	1,632,843	1,681,990	1,725,221
Fringe Benefits								
722750 Workers Compensation	1,210	1,684	1,684	1,684	1,684	1,306	1,346	1,380
722760 Group Life	2,785	3,274	3,274	3,274	3,274	3,689	3,799	3,896
722770 Retirement	336,525	393,517	393,517	393,517	393,517	394,892	406,237	424,941
722780 Hospitalization (Personnel)	137,175	180,152	180,152	180,152	180,152	177,506	202,180	224,824
722790 Social Security	103,313	115,833	115,833	115,833	115,833	123,531	127,199	130,412
722800 Dental	16,665	17,878	17,878	17,878	17,878	12,974	13,039	13,430
722810 Disability	19,530	23,823	23,823	23,823	23,823	26,004	26,774	27,447
722820 Unemployment Insurance (Personnel)	1,344	1,531	1,531	1,531	1,531	980	1,009	1,035
722850 Optical	1,599	1,814	1,814	1,814	1,814	399	429	451
	620,145	739,506	739,506	739,506	739,506	741,283	782,012	827,817
Personnel	1,963,950	2,271,197	2,271,197	2,271,197	2,271,197	2,374,126	2,464,002	2,553,038

Operating Expenses

Contractual Services								
731213 Membership Dues	4,314	-	-	-	-	-	-	-
731346 Personal Mileage	3,201	-	-	-	-	-	-	-
731388 Printing	363	-	-	-	-	-	-	-
731458 Professional Services	-	-	3,000,000	-	-	-	-	-
732018 Travel and Conference	12,495	-	-	-	-	-	-	-
732020 Travel Employee Taxable Meals	16	-	-	-	-	-	-	-
732165 Workshops and Meeting	26,976	-	-	-	-	-	-	-
730072 Advertising	27,200	-	-	-	-	-	-	-
730205 Business Recruitment	60,703	-	-	-	-	-	-	-
	135,267	-	3,000,000	-	-	-	-	-

Department:	Economic Development	OAKLAND COUNTY, MICHIGAN
Division:	Business Development Division	
Fund:	Budget - General Fund General Purpose	

FY2024 AND FY2025 AND FY2026 County Executive Recommended Budget

Account Number/Description	FY 2022	FY 2023		FY 2024	FY 2025	FY 2024	FY 2025	FY 2026
	Actual	Adopted Budget	Amended Budget	Amended Plan	Amended Plan	County Exec. Recommended	County Exec. Recommended	County Exec. Recommended
Operating Expenses	135,267	-	3,000,000	-	-	-	-	-
Internal Support								
Internal Services								
774636 Info Tech Operations	28,009	39,694	39,694	39,694	39,694	39,694	39,694	39,694
774677 Insurance Fund	279	38,263	38,263	38,564	38,864	51,900	51,900	51,900
778675 Telephone Communications	4,900	-	-	-	-	-	-	-
	33,188	77,957	77,957	78,258	78,558	91,594	91,594	91,594
Internal Support	33,188	77,957	77,957	78,258	78,558	91,594	91,594	91,594
Transfers/Other Sources (Uses)								
Transfers Out								
788001 Transfers Out	-	-	1,300,000	-	-	-	-	-
	-	-	1,300,000	-	-	-	-	-
Transfers/Other Sources (Uses)	-	-	1,300,000	-	-	-	-	-
Grand Total Expenditures	2,132,406	2,349,154	6,649,154	2,349,455	2,349,755	2,465,720	2,555,596	2,644,632

Department:	Economic Development	OAKLAND COUNTY, MICHIGAN						
Division:	Veterans Services Division	FY2024 AND FY2025 AND FY2026 County Executive Recommended Budget						
Fund:	Budget - General Fund General Purpose							

Account Number/Description	FY 2022	FY 2023		FY 2024	FY 2025	FY 2024	FY 2025	FY 2026
	Actual	Adopted Budget	Amended Budget	Amended Plan	Amended Plan	County Exec. Recommended	County Exec. Recommended	County Exec. Recommended
Revenues								
Revenue								
Charges for Services								
631827 Reimb General	4,224	-	4,782	-	-	-	-	-
	4,224	-	4,782	-	-	-	-	-
Other Revenues								
670570 Refund Prior Years Expenditure	(1,517)	-	-	-	-	-	-	-
	(1,517)	-	-	-	-	-	-	-
Revenue	2,707	-	4,782	-	-	-	-	-
Grand Total Revenues	2,707	-	4,782	-	-	-	-	-

Expenditures								
Personnel								
Salaries Regular								
702010 Salaries Regular	865,607	1,144,184	1,144,184	1,144,184	1,144,184	1,032,329	1,070,367	1,105,670
702030 Holiday	48,807	-	-	-	-	-	-	-
702050 Annual Leave	52,928	-	-	-	-	-	-	-
702080 Sick Leave	21,918	-	-	-	-	-	-	-
702110 Per Diem Expense	1,980	3,500	3,500	3,500	3,500	3,500	3,500	3,500
702190 Workers Compensation Pay	29	-	-	-	-	-	-	-
702200 Death Leave	899	-	-	-	-	-	-	-
702210 Holiday Leave	10	-	-	-	-	-	-	-
712020 Overtime	4,463	-	-	-	-	-	-	-
712040 Holiday Overtime	29	-	-	-	-	-	-	-
	996,671	1,147,684	1,147,684	1,147,684	1,147,684	1,035,829	1,073,867	1,109,170
Fringe Benefits								
722750 Workers Compensation	2,021	3,107	3,107	3,107	3,107	1,995	2,104	2,213
722760 Group Life	2,149	2,486	2,486	2,486	2,486	2,369	2,457	2,541
722770 Retirement	258,518	309,147	309,147	309,147	309,147	266,323	275,327	289,372
722780 Hospitalization (Personnel)	165,951	209,868	209,868	209,868	209,868	193,672	220,593	245,299
722790 Social Security	74,270	87,529	87,529	87,529	87,529	79,241	82,151	84,852
722800 Dental	17,807	19,074	19,074	19,074	19,074	13,029	13,094	13,487
722810 Disability	14,800	18,052	18,052	18,052	18,052	16,668	17,282	17,852
722820 Unemployment Insurance (Personnel)	908	1,145	1,145	1,145	1,145	619	642	663
722850 Optical	1,551	1,580	1,580	1,580	1,580	380	409	429
722900 Fringe Benefit Adjustments	-	175	175	175	175	-	-	-
	537,976	652,163	652,163	652,163	652,163	574,297	614,060	656,708
Personnel	1,534,647	1,799,847	1,799,847	1,799,847	1,799,847	1,610,126	1,687,927	1,765,878

Operating Expenses								
Contractual Services								
731213 Membership Dues	1,125	1,500	1,500	1,500	1,500	1,500	1,500	1,500
731241 Miscellaneous	-	700	700	700	700	700	700	700
731297 Officer Fees	10,158	-	-	-	-	-	-	-

Department:	Economic Development	OAKLAND COUNTY, MICHIGAN							
Division:	Veterans Services Division	FY2024 AND FY2025 AND FY2026 County Executive Recommended Budget							
Fund:	Budget - General Fund General Purpose								

Account Number/Description		FY 2022	FY 2023		FY 2024	FY 2025	FY 2024	FY 2025	FY 2026
		Actual	Adopted Budget	Amended Budget	Amended Plan	Amended Plan	County Exec. Recommended	County Exec. Recommended	County Exec. Recommended
731346	Personal Mileage	2,782	3,758	3,758	3,758	3,758	3,758	3,758	3,758
731388	Printing	472	3,208	3,343	3,208	3,208	3,208	3,208	3,208
731458	Professional Services	4,721	-	-	-	-	-	-	-
731794	Soldier Burial	22,054	113,629	113,629	113,629	113,629	113,629	113,629	113,629
731801	Soldier Relief	14,805	30,932	30,932	30,932	30,932	30,932	30,932	30,932
731818	Special Event Program	1,170	6,165	6,165	6,165	6,165	6,165	6,165	6,165
732011	Transportation Service	-	-	(80,000)	-	-	-	-	-
732018	Travel and Conference	17,366	13,000	17,782	13,000	13,000	13,000	13,000	13,000
732020	Travel Employee Taxable Meals	1,019	2,000	2,000	2,000	2,000	2,000	2,000	2,000
732165	Workshops and Meeting	-	-	(2,750)	-	-	-	-	-
730072	Advertising	396	1,000	1,000	1,000	1,000	1,000	1,000	1,000
730646	Equipment Maintenance	-	600	600	600	600	600	600	600
		76,068	176,492	98,659	176,492	176,492	176,492	176,492	176,492
Commodities									
750049	Computer Supplies	-	518	518	518	518	518	518	518
750245	Incentives	-	-	82,750	-	-	-	-	-
750392	Metered Postage Expense	1,463	5,114	5,114	5,114	5,114	5,114	5,114	5,114
750399	Office Supplies	4,541	7,500	7,500	7,500	7,500	7,500	7,500	7,500
		6,004	13,132	95,882	13,132	13,132	13,132	13,132	13,132
Operating Expenses		82,073	189,624	194,541	189,624	189,624	189,624	189,624	189,624
Internal Support									
Internal Services									
770631	Bldg Space Cost Allocation	109,340	115,685	115,685	129,752	131,004	114,398	125,160	127,938
773630	Info Tech Development	11,244	-	5,503	-	-	-	-	-
774636	Info Tech Operations	73,371	73,648	73,648	73,648	73,648	73,648	73,648	73,648
774637	Info Tech Managed Print Svcs	3,402	3,425	3,425	3,425	3,425	3,425	3,425	3,425
774677	Insurance Fund	4,290	4,189	4,189	4,222	4,255	7,545	7,545	7,545
775754	Maintenance Department Charges	3,034	-	1,227	-	-	-	-	-
776659	Motor Pool Fuel Charges	2,483	2,204	2,204	2,204	2,204	2,143	2,143	2,143
776661	Motor Pool	3,051	3,398	3,398	3,398	3,398	3,040	3,040	3,040
778675	Telephone Communications	13,904	10,793	10,793	10,793	10,793	11,203	11,203	11,203
		224,119	213,342	220,072	227,442	228,727	215,402	226,164	228,942
Internal Support		224,119	213,342	220,072	227,442	228,727	215,402	226,164	228,942
Grand Total Expenditures		1,840,839	2,202,813	2,214,460	2,216,913	2,218,198	2,015,152	2,103,715	2,184,444

Department:	Economic Development	OAKLAND COUNTY, MICHIGAN						
Division:	Workforce Development							
Fund:	Budget - General Fund General Purpose							
		FY2024 AND FY2025 AND FY2026 County Executive Recommended Budget						

Account Number/Description	FY 2022	FY 2023		FY 2024	FY 2025	FY 2024	FY 2025	FY 2026
	Actual	Adopted Budget	Amended Budget	Amended Plan	Amended Plan	County Exec. Recommended	County Exec. Recommended	County Exec. Recommended
Revenues								
Revenue								
Charges for Services								
631827 Reimb General	11,500	-	-	-	-	-	-	-
	11,500	-	-	-	-	-	-	-
Other Revenues								
670570 Refund Prior Years Expenditure	3,033	-	-	-	-	-	-	-
	3,033	-	-	-	-	-	-	-
Revenue	14,533	-	-	-	-	-	-	-
Grand Total Revenues	14,533	-	-	-	-	-	-	-

Expenditures								
Personnel								
Salaries Regular								
702010 Salaries Regular	81,443	111,826	111,826	111,826	111,826	260,191	273,248	286,609
702030 Holiday	5,109	-	-	-	-	-	-	-
702050 Annual Leave	393	-	-	-	-	-	-	-
702080 Sick Leave	3,144	-	-	-	-	-	-	-
702240 Salary Adjustments	-	17,020	17,020	17,020	17,020	17,020	17,020	17,020
	90,088	128,846	128,846	128,846	128,846	277,211	290,268	303,629
Fringe Benefits								
722750 Workers Compensation	81	123	123	123	123	208	219	229
722760 Group Life	187	242	242	242	242	596	626	658
722770 Retirement	22,522	29,291	29,291	29,291	29,291	66,187	69,265	73,881
722780 Hospitalization (Personnel)	353	600	600	600	600	35,911	40,902	45,484
722790 Social Security	6,890	8,555	8,555	8,555	8,555	19,905	20,903	21,926
722800 Dental	1,187	1,549	1,549	1,549	1,549	3,328	3,345	3,445
722810 Disability	739	1,764	1,764	1,764	1,764	4,201	4,412	4,628
722820 Unemployment Insurance (Personnel)	177	112	112	112	112	156	164	172
722850 Optical	(87)	-	-	-	-	56	60	63
722900 Fringe Benefit Adjustments	-	851	851	851	851	-	-	-
	32,049	43,087	43,087	43,087	43,087	130,548	139,896	150,486
Personnel	122,137	171,933	171,933	171,933	171,933	407,759	430,164	454,114

Operating Expenses								
Contractual Services								
731241 Miscellaneous	2,548	-	-	-	-	-	-	-
731297 Officer Fees	(2,548)	-	-	-	-	-	-	-
731346 Personal Mileage	527	-	-	-	-	-	-	-
731388 Printing	1,593	-	-	-	-	-	-	-
731458 Professional Services	-	50,000	50,000	50,000	50,000	50,000	50,000	50,000
731885 Supportive Services	9,512	-	-	-	-	-	-	-
732018 Travel and Conference	565	-	-	-	-	-	-	-
730072 Advertising	6,178	-	-	-	-	-	-	-

Department:	Economic Development	OAKLAND COUNTY, MICHIGAN						
Division:	Workforce Development							
Fund:	Budget - General Fund General Purpose							
		FY2024 AND FY2025 AND FY2026 County Executive Recommended Budget						

Account Number/Description	FY 2022	FY 2023		FY 2024	FY 2025	FY 2024	FY 2025	FY 2026
	Actual	Adopted Budget	Amended Budget	Amended Plan	Amended Plan	County Exec. Recommended	County Exec. Recommended	County Exec. Recommended
	18,374	50,000	50,000	50,000	50,000	50,000	50,000	50,000
Commodities								
750399 Office Supplies	164	-	-	-	-	-	-	-
	164	-	-	-	-	-	-	-
Operating Expenses	18,538	50,000	50,000	50,000	50,000	50,000	50,000	50,000
Grand Total Expenditures	140,675	221,933	221,933	221,933	221,933	457,759	480,164	504,114

Department:	Emergency Management and Homeland Security Dep	OAKLAND COUNTY, MICHIGAN						
Division:	Emergency Management	FY2024 AND FY2025 AND FY2026 County Executive Recommended Budget						
Fund:	Budget - General Fund General Purpose							

Account Number/Description	FY 2022	FY 2023		FY 2024	FY 2025	FY 2024	FY 2025	FY 2026	
	Actual	Adopted Budget	Amended Budget	Amended Plan	Amended Plan	County Exec. Recommended	County Exec. Recommended	County Exec. Recommended	
Revenues									
Revenue									
Federal Grants									
610210	Disaster Control Fed Subsidy	93,160	55,000	55,000	55,000	55,000	555,000	55,000	55,000
610313	Federal Operating Grants	196,122	-	604,821	-	-	435,000	435,000	-
		289,282	55,000	659,821	55,000	55,000	990,000	490,000	55,000
Intergovernmental Program Reimbursement									
625558	Local Match	23,183	9,000	9,000	9,000	9,000	9,000	9,000	9,000
		23,183	9,000	9,000	9,000	9,000	9,000	9,000	9,000
Other Revenues									
670570	Refund Prior Years Expenditure	696	-	-	-	-	-	-	-
		696	-	-	-	-	-	-	-
Revenue		313,161	64,000	668,821	64,000	64,000	999,000	499,000	64,000
Grand Total Revenues		313,161	64,000	668,821	64,000	64,000	999,000	499,000	64,000

Expenditures									
Personnel									
Salaries Regular									
702010	Salaries Regular	607,725	718,884	723,968	718,884	718,884	796,404	911,590	967,561
702030	Holiday	23,515	-	-	-	-	-	-	-
702050	Annual Leave	25,438	-	-	-	-	-	-	-
702080	Sick Leave	9,378	-	-	-	-	-	-	-
702200	Death Leave	3,475	-	-	-	-	-	-	-
702300	Disaster Non-Prod Salaries	3,674	-	-	-	-	-	-	-
712020	Overtime	10,603	10,500	10,500	10,500	10,500	10,500	10,500	10,500
712040	Holiday Overtime	1,628	-	-	-	-	-	-	-
712090	On Call	27,289	21,000	21,000	21,000	21,000	21,000	21,000	21,000
		712,726	750,384	755,468	750,384	750,384	827,904	943,090	999,061
Fringe Benefits									
722750	Workers Compensation	4,203	4,503	4,503	4,503	4,503	637	667	690
722760	Group Life	1,410	1,480	1,480	1,480	1,480	1,774	1,855	1,924
722770	Retirement	174,424	182,107	182,107	182,107	182,107	201,531	209,814	220,822
722780	Hospitalization (Personnel)	46,665	53,744	53,744	53,744	53,744	99,857	113,737	126,476
722790	Social Security	53,090	50,586	50,586	50,586	50,586	60,173	63,064	65,079
722800	Dental	7,004	6,716	6,716	6,716	6,716	6,885	6,919	7,127
722810	Disability	10,255	10,796	10,796	10,796	10,796	12,499	13,069	13,527
722820	Unemployment Insurance (Personnel)	704	706	706	706	706	478	500	518
722850	Optical	848	819	819	819	819	270	291	305
722900	Fringe Benefit Adjustments	-	19,679	22,416	19,679	19,679	-	-	-
		298,603	331,136	333,873	331,136	331,136	384,104	409,917	436,468
Personnel		1,011,329	1,081,520	1,089,341	1,081,520	1,081,520	1,212,008	1,353,007	1,435,530

Department:	Emergency Management and Homeland Security Dep	OAKLAND COUNTY, MICHIGAN						
Division:	Emergency Management	FY2024 AND FY2025 AND FY2026 County Executive Recommended Budget						
Fund:	Budget - General Fund General Purpose							

Account Number/Description	FY 2022	FY 2023		FY 2024	FY 2025	FY 2024	FY 2025	FY 2026
	Actual	Adopted Budget	Amended Budget	Amended Plan	Amended Plan	County Exec. Recommended	County Exec. Recommended	County Exec. Recommended
Operating Expenses								
Contractual Services								
730940 Insurance	-	616	616	616	616	616	616	616
731150 Maintenance Contract	101,689	116,860	175,639	116,860	116,860	116,860	116,860	116,860
731164 Maintenance Vehicles	-	300	300	300	300	300	300	300
731213 Membership Dues	1,110	2,000	2,000	2,000	2,000	2,000	2,000	2,000
731241 Miscellaneous	200	-	-	-	-	-	-	-
731346 Personal Mileage	1,156	5,560	5,560	5,560	5,560	5,560	5,560	5,560
731388 Printing	3,328	12,501	12,501	12,501	12,501	6,001	6,001	6,001
731458 Professional Services	218	5,500	602,500	5,500	5,500	5,500	5,500	5,500
731626 Rent	164,092	-	-	-	-	-	-	-
731773 Software Rental Lease Purchase	930	-	-	-	-	-	-	-
731818 Special Event Program	566	1,600	1,600	1,600	1,600	1,600	1,600	1,600
732018 Travel and Conference	5,414	4,000	4,000	4,000	4,000	11,500	11,500	11,500
732102 Water and Sewage Charges	997	-	-	-	-	-	-	-
732165 Workshops and Meeting	1,549	2,000	2,000	2,000	2,000	2,000	2,000	2,000
730037 Adj Prior Years Exp	696	-	-	-	-	-	-	-
730072 Advertising	2,407	5,600	5,600	5,600	5,600	5,600	5,600	5,600
730324 Communications	27,789	14,000	15,995	14,000	14,000	14,000	14,000	14,000
730373 Contracted Services	2,103,954	-	500,000	-	-	-	-	-
730562 Electrical Service	50,668	30,000	30,000	30,000	30,000	30,000	30,000	30,000
730576 Employee In-Service Training	-	-	-	-	-	1,000	1,000	1,000
730611 Employees Medical Exams	-	1,500	1,500	1,500	1,500	1,500	1,500	1,500
730646 Equipment Maintenance	2,315	69,500	91,281	69,500	69,500	69,500	69,500	69,500
730653 Equipment Rental Expense	10,098	-	-	-	-	-	-	-
730716 Fees Civil Service	2,860	2,760	2,760	2,760	2,760	2,760	2,760	2,760
730779 Fuel Oil	1,834	-	-	-	-	-	-	-
	2,483,870	274,297	1,453,852	274,297	274,297	276,297	276,297	276,297
Commodities								
750511 Special Event Supplies	90,225	-	-	-	-	-	-	-
750567 Training-Educational Supplies	171	4,000	4,000	4,000	4,000	4,000	4,000	4,000
750049 Computer Supplies	270	1,000	1,000	1,000	1,000	1,000	1,000	1,000
750063 Custodial Supplies	51,120	-	-	-	-	-	-	-
750077 Disaster Supplies	24,261	2,500	2,500	2,500	2,500	2,500	2,500	2,500
750119 Dry Goods and Clothing	240	-	-	-	-	3,000	3,000	3,000
750210 Gasoline Charges	-	2,360	2,360	2,360	2,360	2,360	2,360	2,360
750301 Medical Supplies	585,940	-	110,000	-	-	-	-	-
750392 Metered Postage Expense	52	5,180	5,180	5,180	5,180	2,180	2,180	2,180
750399 Office Supplies	4,308	8,000	8,000	8,000	8,000	6,000	6,000	6,000
	756,587	23,040	133,040	23,040	23,040	21,040	21,040	21,040
Capital Outlay								
760132 Computer Equipment	7,385	-	-	-	-	-	-	-
760160 Furniture and Fixtures	-	-	1,142	-	-	-	-	-
760174 Law Enforcement Equipment	-	172,000	172,000	172,000	172,000	-	-	-
760182 Tornado Siren Equipment	-	-	6,893	-	-	172,000	172,000	172,000
	7,385	172,000	180,035	172,000	172,000	172,000	172,000	172,000
Operating Expenses	3,247,842	469,337	1,766,927	469,337	469,337	469,337	469,337	469,337

Department:	Emergency Management and Homeland Security Dep	OAKLAND COUNTY, MICHIGAN						
Division:	Emergency Management							
Fund:	Budget - General Fund General Purpose	FY2024 AND FY2025 AND FY2026 County Executive Recommended Budget						

Account Number/Description	FY 2022	FY 2023		FY 2024	FY 2025	FY 2024	FY 2025	FY 2026
	Actual	Adopted Budget	Amended Budget	Amended Plan	Amended Plan	County Exec. Recommended	County Exec. Recommended	County Exec. Recommended
Internal Support								
Internal Services								
770000	Internal Support Expenditures	1,371	-	-	-	-	-	-
770631	Bldg Space Cost Allocation	106,522	107,541	107,541	120,618	121,783	118,943	130,132
773630	Info Tech Development	54,391	-	25,302	-	-	-	-
774636	Info Tech Operations	520,367	408,191	408,191	408,892	409,627	418,332	419,067
774637	Info Tech Managed Print Svcs	4,028	2,792	2,792	2,792	2,792	2,792	2,792
774677	Insurance Fund	21,323	20,716	20,716	20,744	20,770	26,042	26,042
775754	Maintenance Department Charges	23,804	-	6,329	-	-	-	-
776659	Motor Pool Fuel Charges	1,766	1,450	1,450	1,450	1,450	1,970	1,970
776661	Motor Pool	5,628	23,344	23,344	23,344	23,344	29,093	29,093
777560	Radio Communications	4,515	9,177	9,177	9,177	9,177	9,177	9,177
778675	Telephone Communications	34,241	26,202	26,202	26,202	26,202	27,198	27,198
		777,956	599,413	631,044	613,219	615,145	633,547	645,471
		777,956	599,413	631,044	613,219	615,145	633,547	645,471
Internal Support		777,956	599,413	631,044	613,219	615,145	633,547	645,471
Grand Total Expenditures		5,037,126	2,150,270	3,487,312	2,164,076	2,166,002	2,314,892	2,467,815
								2,553,227

Department:	Department of Public Communication	OAKLAND COUNTY, MICHIGAN						
Division:	Public Communications Division							
Fund:	Budget - General Fund General Purpose							
		FY2024 AND FY2025 AND FY2026 County Executive Recommended Budget						

Account Number/Description	FY 2022	FY 2023		FY 2024	FY 2025	FY 2024	FY 2025	FY 2026
	Actual	Adopted Budget	Amended Budget	Amended Plan	Amended Plan	County Exec. Recommended	County Exec. Recommended	County Exec. Recommended

Expenditures

Personnel

Salaries Regular

702010	Salaries Regular	1,104,667	1,490,298	1,609,664	1,671,574	1,671,574	1,781,367	2,072,265	2,222,914
702030	Holiday	37,544	-	-	-	-	-	-	-
702050	Annual Leave	30,212	-	-	-	-	-	-	-
702080	Sick Leave	18,101	-	-	-	-	-	-	-
702200	Death Leave	764	-	-	-	-	-	-	-
702300	Disaster Non-Prod Salaries	1,199	-	-	-	-	-	-	-
712020	Overtime	17,476	-	-	-	-	-	-	-
712040	Holiday Overtime	14	-	-	-	-	-	-	-
		1,209,978	1,490,298	1,609,664	1,671,574	1,671,574	1,781,367	2,072,265	2,222,914

Fringe Benefits

722750	Workers Compensation	1,089	2,483	3,674	4,404	4,404	1,854	3,876	4,705
722760	Group Life	2,464	3,198	3,488	3,670	3,670	4,023	4,757	5,125
722770	Retirement	299,698	389,252	416,929	434,226	434,226	440,277	509,821	554,952
722780	Hospitalization (Personnel)	104,597	144,207	167,453	181,983	181,983	266,668	347,291	394,591
722790	Social Security	88,364	109,901	118,434	123,769	123,769	134,145	156,274	167,712
722800	Dental	11,378	13,170	14,752	15,741	15,741	15,785	18,004	19,171
722810	Disability	16,524	23,016	24,802	25,916	25,916	28,147	32,555	34,863
722820	Unemployment Insurance (Personnel)	1,211	1,493	1,606	1,674	1,674	1,069	1,243	1,333
722850	Optical	1,036	1,244	1,476	1,619	1,619	564	708	772
		526,360	687,964	752,614	793,002	793,002	892,532	1,074,529	1,183,224

Personnel

		1,736,338	2,178,262	2,362,278	2,464,576	2,464,576	2,673,899	3,146,793	3,406,138
--	--	------------------	------------------	------------------	------------------	------------------	------------------	------------------	------------------

Operating Expenses

Contractual Services

731213	Membership Dues	955	10,000	19,045	10,000	10,000	10,000	10,000	10,000
731339	Periodicals Books Publ Sub	2,632	12,500	22,368	12,500	12,500	12,500	12,500	12,500
731346	Personal Mileage	665	10,000	18,337	10,000	10,000	10,000	10,000	10,000
731388	Printing	524	52,500	92,500	52,500	52,500	52,500	52,500	52,500
731458	Professional Services	95,688	188,900	143,900	63,900	63,900	63,900	63,900	63,900
731773	Software Rental Lease Purchase	-	47,600	95,200	47,600	47,600	47,600	47,600	47,600
731780	Software Support Maintenance	-	5,000	10,000	5,000	5,000	5,000	5,000	5,000
731818	Special Event Program	38,750	2,500	2,500	2,500	2,500	2,500	2,500	2,500
731822	Special Projects	19,690	700,000	905,310	700,000	700,000	611,841	611,841	611,841
732018	Travel and Conference	7,443	30,000	52,557	30,000	30,000	30,000	30,000	30,000
732165	Workshops and Meeting	93	12,000	16,907	12,000	12,000	12,000	12,000	12,000
730072	Advertising	111,097	200,000	238,903	150,000	150,000	150,000	150,000	150,000
730373	Contracted Services	628	150,000	280,984	38,686	38,686	38,686	38,686	38,686
		278,166	1,421,000	1,898,511	1,134,686	1,134,686	1,046,527	1,046,527	1,046,527

Department:	Department of Public Communication	OAKLAND COUNTY, MICHIGAN							
Division:	Public Communications Division								
Fund:	Budget - General Fund General Purpose								
		FY2024 AND FY2025 AND FY2026 County Executive Recommended Budget							

Account Number/Description	FY 2022	FY 2023		FY 2024	FY 2025	FY 2024	FY 2025	FY 2026	
	Actual	Adopted Budget	Amended Budget	Amended Plan	Amended Plan	County Exec. Recommended	County Exec. Recommended	County Exec. Recommended	
Commodities									
750511 Special Event Supplies	450	5,000	9,550	5,000	5,000	5,000	5,000	5,000	
750581 Uniforms	-	3,000	3,000	3,000	3,000	3,000	3,000	3,000	
750154 Expendable Equipment	-	20,000	40,000	20,000	20,000	20,000	20,000	20,000	
750294 Material and Supplies	1,146	30,000	56,650	30,000	30,000	30,000	30,000	30,000	
750392 Metered Postage Expense	-	10,000	20,000	10,000	10,000	10,000	10,000	10,000	
750399 Office Supplies	2,638	5,000	7,273	5,000	5,000	5,000	5,000	5,000	
	4,234	73,000	136,473	73,000	73,000	73,000	73,000	73,000	
Operating Expenses	282,400	1,494,000	2,034,984	1,207,686	1,207,686	1,119,527	1,119,527	1,119,527	
Internal Support									
Internal Services									
770631 Bldg Space Cost Allocation	-	-	-	-	-	69,886	76,460	78,158	
773630 Info Tech Development	123,304	-	271,704	-	-	-	-	-	
774636 Info Tech Operations	85,157	33,336	33,336	33,336	33,336	78,402	80,870	83,510	
774677 Insurance Fund	-	6,961	6,961	7,016	7,071	8,690	8,690	8,690	
778675 Telephone Communications	10,015	540	540	540	540	561	561	561	
	218,476	40,837	312,541	40,892	40,947	157,539	166,581	170,919	
Internal Support	218,476	40,837	312,541	40,892	40,947	157,539	166,581	170,919	
Grand Total Expenditures	2,237,214	3,713,099	4,709,803	3,713,154	3,713,209	3,950,965	4,432,902	4,696,584	

Department:	Non Departmental Department	OAKLAND COUNTY, MICHIGAN						
Fund:	Budget - General Fund General Purpose	FY2024 AND FY2025 AND FY2026 County Executive Recommended Budget						

Account Number/Description	FY 2022	FY 2023		FY 2024	FY 2025	FY 2024	FY 2025	FY 2026
	Actual	Adopted Budget	Amended Budget	Amended Plan	Amended Plan	County Exec. Recommended	County Exec. Recommended	County Exec. Recommended

Revenues

Revenue		FY 2022	FY 2023	FY 2023	FY 2024	FY 2025	FY 2024	FY 2025	FY 2026
		Actual	Adopted Budget	Amended Budget	Amended Plan	Amended Plan	County Exec. Recommended	County Exec. Recommended	County Exec. Recommended
Property Taxes									
601208	Delinquent Tax Prior Years	120,572	125,000	125,000	125,000	125,000	125,000	125,000	125,000
601208	Delinquent Tax Prior Years	(18)	-	-	-	-	-	-	-
601311	Delinquent Tax Revolving Fund	3,708,864	-	-	-	-	-	-	-
601439	Marijuana Tax	790,348	50,000	50,000	50,000	50,000	1,100,000	1,100,000	1,100,000
601525	Payment in Lieu of Taxes	1,997	-	-	-	-	-	-	-
601637	Property Tax Levy	262,878,637	283,901,204	289,086,500	296,179,349	307,679,000	304,625,907	316,373,422	327,215,353
601851	Trailer Tax Revenue	97,332	95,000	95,000	95,000	95,000	95,000	95,000	95,000
		267,597,730	284,171,204	289,356,500	296,449,349	307,949,000	305,945,907	317,693,422	328,535,353
State Grants									
615359	Child Care Subsidy	10,280,957	14,349,688	14,806,484	14,956,730	14,969,934	15,772,168	16,374,814	16,898,330
615879	State Match Foster Care	-	1,000	1,000	1,000	1,000	-	-	-
		10,280,957	14,350,688	14,807,484	14,957,730	14,970,934	15,772,168	16,374,814	16,898,330
Intergovernmental General Reimbursement									
620302	Convention Facility Liquor Tax	9,591,511	9,886,275	9,886,275	9,886,275	9,886,275	14,000,000	14,000,000	14,000,000
620534	Revenue Sharing	27,902,012	29,297,854	29,547,854	29,297,854	29,297,854	30,750,000	30,750,000	30,750,000
620573	Local Comm Stabilization Share	4,277,659	3,900,000	3,900,000	3,900,000	3,900,000	4,000,000	4,000,000	4,000,000
620632	State Court Fund Disb PA 189	4,030,069	4,500,000	4,500,000	4,500,000	4,500,000	4,000,000	4,000,000	4,000,000
		45,801,251	47,584,129	47,834,129	47,584,129	47,584,129	52,750,000	52,750,000	52,750,000
Intergovernmental Program Reimbursement									
625007	Circuit Court Judge Salary	678,216	914,480	914,480	914,480	914,480	914,480	914,480	914,480
625313	District Court Judge Salary	343,043	457,240	457,240	457,240	457,240	457,240	457,240	457,240
626653	Probate Judges Salaries	522,514	622,464	622,464	622,464	622,464	622,464	622,464	622,464
		1,543,773	1,994,184	1,994,184	1,994,184	1,994,184	1,994,184	1,994,184	1,994,184
Charges for Services									
630315	Commission Public Telephone	1,009,933	900,000	900,000	900,000	900,000	900,000	900,000	900,000
630994	Interest and Penalty	26,384	-	-	-	-	-	-	-
631106	Licenses	7,848	18,565	18,565	18,565	18,565	18,000	18,000	18,000
631253	Miscellaneous Revenue	45,780	-	-	-	-	-	3,600,000	6,000,000
631330	NSF Check Fees	3,232	-	-	-	-	-	-	-
631743	Refunds Miscellaneous	2,581	-	-	-	-	-	-	-
631841	Reimb of Employee Compensation	1,538	-	-	-	-	-	-	-
631743	Refunds Miscellaneous	(2,581)	-	-	-	-	-	-	-
		1,094,715	918,565	918,565	918,565	918,565	918,000	4,518,000	6,918,000
Indirect Cost Recovery									
640100	Indirect Cost Recovery	9,068,263	9,150,000	9,150,000	9,150,000	9,150,000	9,150,000	9,150,000	9,150,000
		9,068,263	9,150,000	9,150,000	9,150,000	9,150,000	9,150,000	9,150,000	9,150,000

Department:	Non Departmental Department	OAKLAND COUNTY, MICHIGAN						
Fund:	Budget - General Fund General Purpose	FY2024 AND FY2025 AND FY2026 County Executive Recommended Budget						

Account Number/Description	FY 2022	FY 2023		FY 2024	FY 2025	FY 2024	FY 2025	FY 2026
	Actual	Adopted Budget	Amended Budget	Amended Plan	Amended Plan	County Exec. Recommended	County Exec. Recommended	County Exec. Recommended
Contributions								
650301 Donations	1,745	-	-	-	-	-	-	-
	1,745	-	-	-	-	-	-	-
Investment Income								
655077 Accrued Interest Adjustments	(137,324)	-	-	-	-	-	-	-
655385 Income from Investments	738,460	1,500,000	1,500,000	1,500,000	1,500,000	3,000,000	3,000,000	3,000,000
655462 Increase Market Value Investment	(22,903,072)	-	-	-	-	-	-	-
655385 Income from Investments	(111,485)	-	-	-	-	-	-	-
	(22,413,420)	1,500,000	1,500,000	1,500,000	1,500,000	3,000,000	3,000,000	3,000,000
Planned Use of Balance								
665567 Encumbrance and Appropriation Carry Forward	-	-	19,934,269	-	-	-	-	-
665882 Planned Use Fund Balance	-	8,273,876	45,927,183	(19,052)	4,948	2,586,602	-	-
	-	8,273,876	65,861,452	(19,052)	4,948	2,586,602	-	-
Other Revenues								
670057 Adjustment Prior Years Revenue	162,151	-	-	-	-	-	-	-
670171 Checks Cancelled	47,591	-	-	-	-	-	-	-
670456 Prior Years Adjustments	22,375	417,500	417,500	417,500	417,500	-	-	-
670570 Refund Prior Years Expenditure	96,497	-	-	-	-	-	-	-
670627 Sale of Equipment (Trade In)	3,631	-	-	-	-	-	-	-
670684 Sale of Land and Building	3,546,870	-	-	-	-	-	-	-
	3,879,115	417,500	417,500	417,500	417,500	-	-	-
Revenue	316,854,128	368,360,146	431,839,814	372,952,405	384,489,260	392,116,861	405,480,420	419,245,867
Other Financing Sources								
Transfers In								
695500 Transfers In	3,251,969	5,000,000	5,000,000	5,000,000	5,000,000	5,000,000	5,000,000	5,000,000
	3,251,969	5,000,000	5,000,000	5,000,000	5,000,000	5,000,000	5,000,000	5,000,000
Other Financing Sources	3,251,969	5,000,000	5,000,000	5,000,000	5,000,000	5,000,000	5,000,000	5,000,000
Grand Total Revenues	320,106,097	373,360,146	436,839,814	377,952,405	389,489,260	397,116,861	410,480,420	424,245,867

Expenditures

Personnel								
Salaries Regular								
702110 Per Diem Expense	1,260	-	-	-	-	-	-	-
702145 Separation Incentive	1,834,162	1,041,385	1,041,385	-	-	-	-	-
702400 COVID Vaccine Incentive	1,360	-	-	-	-	-	-	-
	1,836,782	1,041,385	1,041,385	-	-	-	-	-
Fringe Benefits								
722750 Workers Compensation	0	-	-	-	-	-	-	-
722760 Group Life	1	-	-	-	-	-	-	-
722770 Retirement	67	-	-	-	-	-	-	-
722780 Hospitalization (Personnel)	20	-	-	-	-	-	-	-

Department:	Non Departmental Department	OAKLAND COUNTY, MICHIGAN						
Fund:	Budget - General Fund General Purpose	FY2024 AND FY2025 AND FY2026 County Executive Recommended Budget						

Account Number/Description	FY 2022	FY 2023		FY 2024	FY 2025	FY 2024	FY 2025	FY 2026
	Actual	Adopted Budget	Amended Budget	Amended Plan	Amended Plan	County Exec. Recommended	County Exec. Recommended	County Exec. Recommended
722790 Social Security	128,626	-	-	-	-	-	-	-
722800 Dental	3	-	-	-	-	-	-	-
722850 Optical	0	-	-	-	-	-	-	-
	128,718	-	-	-	-	-	-	-
Personnel	1,965,499	1,041,385	1,041,385	-	-	-	-	-

Operating Expenses

Contractual Services								
730954 Insurance Surety Bonds	2,145	33,305	33,305	33,305	33,305	2,500	2,500	2,500
731136 Logos Trademarks Intellect Prp	23,243	20,000	20,000	20,000	20,000	20,000	20,000	20,000
731213 Membership Dues	140,179	-	-	-	-	-	-	-
731241 Miscellaneous	-	300,000	300,000	300,000	300,000	-	-	-
731458 Professional Services	42,905	-	-	-	-	-	-	-
731577 Refund Prior Years Revenue	34,435	-	-	-	-	-	-	-
731885 Supportive Services	26,327	-	-	-	-	-	-	-
731941 Training	(175)	-	-	-	-	-	-	-
732018 Travel and Conference	61	-	-	-	-	-	-	-
730037 Adj Prior Years Exp	8,657	-	-	-	-	-	-	-
730114 Auction Expense	1	-	-	-	-	-	-	-
730121 Bank Charges	50,357	-	-	-	-	-	-	-
730240 Cash Shortage	0	-	-	-	-	-	-	-
731458 Professional Services	(28,905)	-	-	-	-	-	-	-
731577 Refund Prior Years Revenue	(51)	-	-	-	-	-	-	-
	299,178	353,305	353,305	353,305	353,305	22,500	22,500	22,500

Non Departmental Expense

740044 Drain Assessments Current	1,702,698	2,025,000	1,775,000	1,450,000	1,450,000	1,700,000	850,000	850,000
740085 Local Road Funding Program	(1,042,870)	-	2,100,550	-	-	-	-	-
740086 Mental Health Authority	9,620,616	9,620,616	9,620,616	9,620,616	9,620,616	9,620,616	9,620,616	9,620,616
740093 Mich Association of Counties	-	73,000	73,000	73,000	73,000	73,000	73,000	73,000
740100 National Assoc of Counties	24,047	24,100	24,100	24,100	24,100	24,100	24,100	24,100
740135 Road Comm Tri Party	2,374,048	-	1,605,686	-	-	-	-	-
740149 SEMCOG	415,822	550,000	550,000	550,000	550,000	550,000	550,000	550,000
740160 Substance Abuse Coord Agency	4,795,756	4,943,138	4,943,138	4,943,138	4,943,138	5,600,000	5,600,000	5,600,000
740177 Traffic Improvement Assoc	30,000	30,000	30,000	30,000	30,000	30,000	30,000	30,000
	17,920,116	17,265,854	20,722,090	16,690,854	16,690,854	17,597,716	16,747,716	16,747,716

Operating Expenses

	18,219,294	17,619,159	21,075,395	17,044,159	17,044,159	17,620,216	16,770,216	16,770,216
--	-------------------	-------------------	-------------------	-------------------	-------------------	-------------------	-------------------	-------------------

Internal Support

Internal Services								
770631 Bldg Space Cost Allocation	1,069,328	1,104,752	1,104,752	1,239,091	1,251,045	1,151,074	1,259,360	1,287,318
774677 Insurance Fund	426,000	460,272	460,272	469,964	476,186	504,641	482,379	488,113
775754 Maintenance Department Charges	-	702,500	436,230	702,500	702,500	702,500	702,500	702,500
777599 Service Center Grounds	500,000	500,000	500,000	500,000	500,000	500,000	500,000	500,000
	1,995,328	2,767,524	2,501,254	2,911,555	2,929,731	2,858,215	2,944,239	2,977,931

Internal Support

	1,995,328	2,767,524	2,501,254	2,911,555	2,929,731	2,858,215	2,944,239	2,977,931
--	------------------	------------------	------------------	------------------	------------------	------------------	------------------	------------------

Department:		Non Departmental Department		OAKLAND COUNTY, MICHIGAN					
Fund:		Budget - General Fund General Purpose		FY2024 AND FY2025 AND FY2026 County Executive Recommended Budget					
Account Number/Description		FY 2022	FY 2023		FY 2024	FY 2025	FY 2024	FY 2025	FY 2026
		Actual	Adopted Budget	Amended Budget	Amended Plan	Amended Plan	County Exec. Recommended	County Exec. Recommended	County Exec. Recommended
Transfers/Other Sources (Uses)									
Tranfers Out									
788001	Transfers Out	49,418,808	37,931,475	39,076,267	35,688,499	36,701,703	37,305,673	37,995,939	38,611,446
796500	Budgeted Equity Adjustments	-	-	-	3,022,061	1,554,074	-	837,067	376,375
		49,418,808	37,931,475	39,076,267	38,710,560	38,255,777	37,305,673	38,833,006	38,987,821
Transfers/Other Sources (Uses)		49,418,808	37,931,475	39,076,267	38,710,560	38,255,777	37,305,673	38,833,006	38,987,821
Grand Total Expenditures		71,598,929	59,359,543	63,694,301	58,666,274	58,229,667	57,784,104	58,547,461	58,735,968

Department:	Non Departmental Transfers	OAKLAND COUNTY, MICHIGAN						
Fund:	Budget - General Fund General Purpose	FY2024 AND FY2025 AND FY2026 County Executive Recommended Budget						

Account Number/Description	FY 2022	FY 2023		FY 2024	FY 2025	FY 2024	FY 2025	FY 2026
	Actual	Adopted Budget	Amended Budget	Amended Plan	Amended Plan	County Exec. Recommended	County Exec. Recommended	County Exec. Recommended

Revenues

Other Financing Sources

Transfers In									
695500	Transfers In	11,625,778	18,753,877	18,825,292	18,903,348	18,916,552	19,520,522	20,210,788	20,826,295
		11,625,778	18,753,877	18,825,292	18,903,348	18,916,552	19,520,522	20,210,788	20,826,295
Other Financing Sources		11,625,778	18,753,877	18,825,292	18,903,348	18,916,552	19,520,522	20,210,788	20,826,295
Grand Total Revenues		11,625,778	18,753,877	18,825,292	18,903,348	18,916,552	19,520,522	20,210,788	20,826,295

Expenditures

Personnel

Salaries Regular

702995	Salary Turnover Factor	-	(10,272,145)	(10,272,145)	(8,592,813)	(7,092,813)	(10,000,000)	(10,000,000)	(10,000,000)
		-	(10,272,145)	(10,272,145)	(8,592,813)	(7,092,813)	(10,000,000)	(10,000,000)	(10,000,000)
Personnel		-	(10,272,145)	(10,272,145)	(8,592,813)	(7,092,813)	(10,000,000)	(10,000,000)	(10,000,000)

Operating Expenses

Contractual Services

731822	Special Projects	-	650,000	385,000	-	-	-	-	-
730359	Contingency	-	815,541	1,776,354	603,626	911,440	1,350,000	3,650,000	4,150,000
730800	Grant Match	-	350,000	73	(269,397)	(269,397)	-	-	-
		-	1,815,541	2,161,427	334,229	642,043	1,350,000	3,650,000	4,150,000

Non Departmental Expense

740085	Local Road Funding Program	-	2,000,000	(100,550)	-	-	-	-	-
740135	Road Comm Tri Party	-	2,000,000	2,768,362	-	-	-	-	-
740037	Classification and Rate Change	-	193,451	(1)	126,069	376,069	250,000	500,000	750,000
740058	Emergency Salaries Reserve	-	72,674	72,674	69,777	69,777	-	-	-
740114	Overtime Reserve	-	300,000	300,000	300,000	300,000	-	-	-
740065	Fringe Benefit Reserve	-	-	-	553,000	4,325,000	-	-	-
740072	General Fund Contingency	-	(8,000,000)	(8,000,000)	(7,000,000)	(6,000,000)	(6,000,000)	(6,000,000)	(6,000,000)
740142	Salary Adjustment Reserve	-	-	-	11,103,000	15,504,000	1,200,000	(3,600,000)	(6,600,000)
		-	(3,433,875)	(4,959,515)	5,151,846	14,574,846	(4,550,000)	(9,100,000)	(11,850,000)

Capital Outlay

760126	Capital Outlay Miscellaneous	-	300,000	746,393	300,000	300,000	300,000	300,000	300,000
760180	Technology Projects-One Time	-	2,000,000	1,188,556	-	-	2,500,000	-	-
		-	2,300,000	1,934,949	300,000	300,000	2,800,000	300,000	300,000

Operating Expenses		-	681,666	(863,139)	5,786,075	15,516,889	(400,000)	(5,150,000)	(7,400,000)
---------------------------	--	----------	----------------	------------------	------------------	-------------------	------------------	--------------------	--------------------

Department:		Non Departmental Transfers		OAKLAND COUNTY, MICHIGAN					
Fund:		Budget - General Fund General Purpose		FY2024 AND FY2025 AND FY2026 County Executive Recommended Budget					
Account Number/Description		FY 2022	FY 2023		FY 2024	FY 2025	FY 2024	FY 2025	FY 2026
		Actual	Adopted Budget	Amended Budget	Amended Plan	Amended Plan	County Exec. Recommended	County Exec. Recommended	County Exec. Recommended
Internal Support									
Internal Services									
773630	Info Tech Development	40,671	9,212,320	6,620,633	9,212,320	9,212,320	9,212,320	9,212,320	9,212,320
		40,671	9,212,320	6,620,633	9,212,320	9,212,320	9,212,320	9,212,320	9,212,320
Internal Support		40,671	9,212,320	6,620,633	9,212,320	9,212,320	9,212,320	9,212,320	9,212,320
Transfers/Other Sources (Uses)									
Tranfers Out									
788001	Transfers Out	-	-	8,306	-	-	-	-	-
796500	Budgeted Equity Adjustments	-	-	-	-	(25,682)	-	(25,682)	(25,682)
		-	-	8,306	-	(25,682)	-	(25,682)	(25,682)
Transfers/Other Sources (Uses)		-	-	8,306	-	(25,682)	-	(25,682)	(25,682)
Grand Total Expenditures		40,671	(378,159)	(4,506,345)	6,405,582	17,610,714	(1,187,680)	(5,963,362)	(8,213,362)

NON-DEPARTMENTAL APPROPRIATIONS DESCRIPTIONS

OTHER COUNTY OPERATIONS

INSURANCE AND SURETY BONDS: Appropriation to cover cost for Employee Bonding and Employee Blanket policies.

LOGOS, TRADEMARKS INTELLECTUAL PROPERTY: Appropriation related to Intellectual Properties for copyrights, trademarks, and logos (i.e., license fees for music played at county facilities and events).

MISCELLANEOUS (SUNDRY): Appropriation provides funds for adjustments of prior years' expenditures, Local Tax refunds, and miscellaneous non-recurring items.

BUDGETED EQUITY ADJUSTMENT: This line item presents the surplus amount of budgeted revenues over expenditures.

DRAIN ASSESSMENTS CURRENT (ROAD COMMISSION): Appropriation to cover the half portion of drain assessments on behalf of the Road Commission.

INTEREST EXPENSE: Anticipated cost to borrow funds due to cash flow. The FY 2024 -FY 2026 budget assumes no required use of short-term borrowings for cash flow.

LOCAL ROAD FUNDING PROGRAM: Appropriation established by the Board of Commissioners to provide matching funds for specific, targeted road maintenance and/or improvement projects under the jurisdiction of cities and villages. No funding is included in the recommended budget FY 2024, FY 2025, and FY 2026.

MENTAL HEALTH AUTHORITY: Annual payment to the Oakland Community Health Network (formerly Oakland County Community Mental Health Authority), as required by the Mental Health Code.

MICHIGAN ASSOCIATION OF COUNTIES (MAC): Annual membership dues.

NATIONAL ASSOCIATION OF COUNTIES (NACO): Annual membership dues.

ROAD COMMISSION - TRI-PARTY AGREEMENT: Annual appropriation to the Road Commission for Oakland County Road improvement programs, under the Tri-Party Agreement. The program began in 1977, pursuant to Miscellaneous Resolution #7791. Funding for this transfer comes from interest earned in the Delinquent Tax Revolving Fund. No program funding is recommended for FY 2024, FY 2025, and FY 2026.

SOUTHEAST MICHIGAN COUNCIL OF GOVERNMENTS (SEMCOG): An organization of local governments in the Southeastern Michigan Metropolitan Area. Its purpose is to promote cooperation between units of government and facilities solving problems of mutual interest. The Council is responsible for comprehensive, multipurpose regional planning, pursuant to the Regional Planning Commission Act. Membership dues based on County S.E.V., which is capped so that no county pays more than 25% of the total organization dues.

SUBSTANCE ABUSE COORDINATING AGENCY: Payments to the Oakland Community Health Network (formerly Oakland County Community Mental Health Authority) for convention facility tax revenues distributed by the State to Oakland County. Forty percent (40%) of the distributions must be

earmarked for substance abuse prevention and treatment programs under the authority of the State Convention Development Act, P.A. 106 of 1985, as amended.

TRAFFIC IMPROVEMENT ASSOCIATION: Appropriation to fund a professional services contract with the organization.

COUNTY BUILDINGS AND GROUNDS: The cost to maintain and operate County buildings is generally budgeted in each division's line item "Building Space Cost Allocation". Costs for maintenance of common space, temporary vacant space, service center grounds, and work needed in the ensuing year are budgeted in the Non-Departmental line items: "Building Space Cost Allocation", "Maintenance Department Charges" or "Service Center Grounds".

INSURANCE FUND: Funding for liability insurance and property insurance not chargeable to a specific department or fund.

TRANSFERS: The General Fund provides funding for the following funds/operations:

Transfers to General Purpose Funds -- Child Care Fund: The General Fund provides an allocation to make up the difference between revenue received by the General-Purpose funds (listed above), and expenditures made from these funds. Unlike grants and proprietary funds, there is no expectation that revenue generated by these activities will cover all expenditures. Rather, these funds are extensions of the General Fund, separated by law for reporting purposes.

Transfers to specific funds/operations -- CLEMIS, Fire Records Management, Information Technology, Building Improvement Fund, IT Fund, and Housing Trust Fund: Appropriations cover the annual County contribution for the operations of the Court and Law Enforcement Management Information System (CLEMIS), Fire Records Management System, Information Technology, Building Improvement Fund, the Building Authority Facility Infrastructure/IT Debt Fund, and the Housing Trust Fund.

RESERVES FOR TRANSFER

SALARY TURNOVER FACTOR: This is a factor to reflect the personnel favorability anticipated based on historical trends.

CONTINGENCY: Appropriation used to fund program changes throughout the year as authorized by the Board of Commissioners.

LEGISLATIVE EXPENSE: Funding reflects increased support for the Board of Commissioners. Transfer of these funds will occur through a Board resolution. Based on non-use of this line item in previous years and the fact there is a Contingency line that can be used for unexpected needs, no amount is assumed for FY 2024-FY 2026.

CLASSIFICATION AND RATE CHANGE: Funds for classification and rate changes as authorized by the Board of Commissioners throughout the year.

GENERAL FUND CONTINGENCY: This amount is a general favorability factor that reflects historical favorability trends that have been realized over the years in the controllable operating expenditure category while the county continues to review departmental operations and work toward structural balance.

SALARY ADJUSTMENT RESERVE: Funds available for transfer to departments/divisions for an anticipated salary increase. FY 2024 does not show any changes to this line item as the departmental budgets assume a 3% compensation increase. Additionally, an increase in FY 2024 and FY 2025 salaries is budgeted for an anticipated 2% increase for FY 2025 and 2% increase for FY 2026 that has not been included in departmental budgets.

CAPITAL OUTLAY: Funds available for the purchase of files, furniture and other equipment not already anticipated and included in departmental budgets.

TECHNOLOGY PROJECTS - ONE-TIME: Appropriation placeholder for strategic one-time technology projects identified primarily through the Information Technology master planning process.

INFORMATION TECHNOLOGY - DEVELOPMENT: Appropriation to be used to support software development, maintenance, and upgrade efforts conducted by Information Technology for the County's General Fund/General Purpose operations. Allocations are made once a fiscal quarter pursuant to a resolution adopted by the Board of Commissioners.

Oakland County, Michigan
 General Fund/General Purpose Funds
 Non-Departmental Transfers

Fund	Dept	Program	Account	Fund Aff	Fund Affiliate Description	FY 2024	FY 2025	FY 2026
Transfers In - General Fund								
10100	9010101	186140	695500	51600	Delinquent Tax Revolving	\$ 5,000,000	\$ 5,000,000	\$ 5,000,000
						<u>\$ 5,000,000</u>	<u>\$ 5,000,000</u>	<u>\$ 5,000,000</u>
Transfers Out - General Fund								
10100	9010101	110120	788001	53500	CLEMIS	\$ 1,644,186	\$ 1,644,186	\$ 1,644,186
10100	9010101	112710	788001	53100	Fire Records Management	515,880	515,880	515,880
10100	9010101	112700	788001	20293	Child Care Fund	19,520,522	20,210,788	20,826,295
10100	9010101	196030	788001	21400	Housing Trust Fund	2,000,000	2,000,000	2,000,000
10100	9010101	152010	788001	63600	Information Technology	7,620,676	7,620,676	7,620,676
10100	9010101	196030	788001	40100	Building Improvement Fund	6,000,000	6,000,000	6,000,000
						<u>\$ 37,301,264</u>	<u>\$ 37,991,530</u>	<u>\$ 38,607,037</u>
Transfers In - General Purpose								
20293	9090101	112700	695500	10100	Child Care Fund	\$ 19,520,522	\$ 20,210,788	\$ 20,826,295
						<u>\$ 19,520,522</u>	<u>\$ 20,210,788</u>	<u>\$ 20,826,295</u>

SPECIAL REVENUE FUNDS

Fund:	FND20300 Concealed Pistol Licensing	OAKLAND COUNTY, MICHIGAN						
		FY2024 AND FY2025 AND FY2026 County Executive Recommended Budget						

Account Number/Description	FY 2022	FY 2023		FY 2024	FY 2025	FY 2024	FY 2025	FY 2026
	Actual	Adopted Budget	Amended Budget	Amended Plan	Amended Plan	County Exec. Recommended	County Exec. Recommended	County Exec. Recommended

Revenues

Revenue									
Charges for Services									
630868	Gun Permits	592,214	400,000	400,000	400,000	400,000	400,000	400,000	400,000
		592,214	400,000	400,000	400,000	400,000	400,000	400,000	400,000
Investment Income									
655077	Accrued Interest Adjustments	1,297	-	-	-	-	-	-	-
655385	Income from Investments	13,304	-	-	-	-	-	-	-
		14,601	-	-	-	-	-	-	-
Revenue		606,815	400,000	400,000	400,000	400,000	400,000	400,000	400,000
Grand Total Revenues		606,815	400,000	400,000	400,000	400,000	400,000	400,000	400,000

Expenditures

Personnel									
Salaries Regular									
702010	Salaries Regular	44,031	98,275	98,275	98,275	98,275	101,223	105,173	109,197
702030	Holiday	2,691	-	-	-	-	-	-	-
702050	Annual Leave	6,682	-	-	-	-	-	-	-
702080	Sick Leave	1,094	-	-	-	-	-	-	-
		54,499	98,275	98,275	98,275	98,275	101,223	105,173	109,197
Fringe Benefits									
722750	Workers Compensation	49	108	108	108	108	81	84	87
722760	Group Life	119	214	214	214	214	233	242	251
722770	Retirement	13,077	24,447	24,447	24,447	24,447	27,912	28,835	30,338
722780	Hospitalization (Personnel)	10,839	25,184	25,184	25,184	25,184	30,447	34,679	38,563
722790	Social Security	4,157	7,518	7,518	7,518	7,518	7,974	8,276	8,584
722800	Dental	910	1,764	1,764	1,764	1,764	1,469	1,476	1,521
722810	Disability	860	1,551	1,551	1,551	1,551	1,634	1,698	1,763
722820	Unemployment Insurance (Personnel)	55	98	98	98	98	61	63	66
722850	Optical	125	250	250	250	250	69	75	78
		30,190	61,134	61,134	61,134	61,134	69,880	75,429	81,252
Personnel		84,689	159,409	159,409	159,409	159,409	171,103	180,601	190,448
Operating Expenses									
Contractual Services									
731346	Personal Mileage	-	750	750	750	750	750	750	750
731388	Printing	11,362	17,000	17,000	17,000	17,000	17,000	17,000	17,000
732018	Travel and Conference	-	1,225	1,225	1,225	1,225	1,225	1,225	1,225
		11,362	18,975	18,975	18,975	18,975	18,975	18,975	18,975

Fund: FND20300 Concealed Pistol Licensing		OAKLAND COUNTY, MICHIGAN							
		FY2024 AND FY2025 AND FY2026 County Executive Recommended Budget							
		FY 2022	FY 2023		FY 2024	FY 2025	FY 2024	FY 2025	FY 2026
Account Number/Description		Actual	Adopted Budget	Amended Budget	Amended Plan	Amended Plan	County Exec. Recommended	County Exec. Recommended	County Exec. Recommended
Commodities									
750392	Metered Postage Expense	15,749	10,000	10,000	10,000	10,000	10,000	10,000	10,000
750399	Office Supplies	7,305	16,000	16,000	16,000	16,000	16,000	16,000	16,000
		23,054	26,000	26,000	26,000	26,000	26,000	26,000	26,000
Operating Expenses		34,416	44,975	44,975	44,975	44,975	44,975	44,975	44,975
Internal Support									
Internal Services									
770631	Bldg Space Cost Allocation	23,978	23,402	23,402	26,248	26,501	25,080	27,440	28,049
773630	Info Tech Development	1,212	-	-	-	-	-	-	-
774636	Info Tech Operations	10,079	9,235	9,235	9,235	9,235	9,235	9,235	9,235
774677	Insurance Fund	-	1,290	1,290	1,300	1,311	-	-	-
778675	Telephone Communications	850	731	731	731	731	759	759	759
		36,119	34,658	34,658	37,514	37,778	35,074	37,434	38,043
Internal Support		36,119	34,658	34,658	37,514	37,778	35,074	37,434	38,043
Transfers/Other Sources (Uses)									
Tranfers Out									
796500	Budgeted Equity Adjustments	-	160,958	160,958	158,102	157,838	148,847	136,990	126,534
		-	160,958	160,958	158,102	157,838	148,847	136,990	126,534
Transfers/Other Sources (Uses)		-	160,958	160,958	158,102	157,838	148,847	136,990	126,534
Grand Total Expenditures		155,224	400,000	400,000	400,000	400,000	400,000	400,000	400,000

Fund:	FND21160 Register of Deeds Automation	OAKLAND COUNTY, MICHIGAN						
		FY2024 AND FY2025 AND FY2026 County Executive Recommended Budget						

Account Number/Description	FY 2022	FY 2023		FY 2024	FY 2025	FY 2024	FY 2025	FY 2026
	Actual	Adopted Budget	Amended Budget	Amended Plan	Amended Plan	County Exec. Recommended	County Exec. Recommended	County Exec. Recommended

Revenues

Revenue										
Charges for Services										
631708	Recording Fees Revenue	1,091,100	1,365,279	1,365,279	1,365,279	1,365,279	1,365,279	1,365,279	1,365,279	1,365,279
		1,091,100	1,365,279	1,365,279	1,365,279	1,365,279	1,365,279	1,365,279	1,365,279	1,365,279
Investment Income										
655077	Accrued Interest Adjustments	1,401	-	-	-	-	-	-	-	-
655385	Income from Investments	27,521	-	-	-	-	-	-	-	-
		28,922	-	-	-	-	-	-	-	-
Planned Use of Balance										
665882	Planned Use Fund Balance	-	710,064	710,064	710,420	710,776	688,627	717,878	748,509	748,509
		-	710,064	710,064	710,420	710,776	688,627	717,878	748,509	748,509
Revenue		1,120,022	2,075,343	2,075,343	2,075,699	2,076,055	2,053,906	2,083,157	2,113,788	2,113,788
Grand Total Revenues		1,120,022	2,075,343	2,075,343	2,075,699	2,076,055	2,053,906	2,083,157	2,113,788	2,113,788

Expenditures

Personnel										
Salaries Regular										
702010	Salaries Regular	216,225	356,995	356,995	356,995	356,995	359,309	372,020	384,950	384,950
702030	Holiday	13,747	-	-	-	-	-	-	-	-
702050	Annual Leave	16,705	-	-	-	-	-	-	-	-
702080	Sick Leave	4,137	-	-	-	-	-	-	-	-
702300	Disaster Non-Prod Salaries	1,637	-	-	-	-	-	-	-	-
712020	Overtime	245	-	-	-	-	-	-	-	-
		252,695	356,995	356,995	356,995	356,995	359,309	372,020	384,950	384,950
Fringe Benefits										
722750	Workers Compensation	228	394	394	394	394	287	298	308	308
722760	Group Life	544	774	774	774	774	825	858	884	884
722770	Retirement	60,120	88,550	88,550	88,550	88,550	91,447	94,436	99,451	99,451
722780	Hospitalization (Personnel)	44,972	69,176	69,176	69,176	69,176	88,372	100,656	111,929	111,929
722790	Social Security	18,812	27,311	27,311	27,311	27,311	27,487	28,460	29,449	29,449
722800	Dental	4,548	5,729	5,729	5,729	5,729	5,349	5,375	5,537	5,537
722810	Disability	3,937	5,632	5,632	5,632	5,632	5,801	6,007	6,215	6,215
722820	Unemployment Insurance (Personnel)	253	358	358	358	358	216	223	231	231
722850	Optical	353	551	551	551	551	161	173	182	182
		133,766	198,475	198,475	198,475	198,475	219,945	236,485	254,186	254,186
Personnel		386,461	555,470	555,470	555,470	555,470	579,254	608,505	639,136	639,136

Fund: FND21160 Register of Deeds Automation		OAKLAND COUNTY, MICHIGAN							
		FY2024 AND FY2025 AND FY2026 County Executive Recommended Budget							
		FY 2022	FY 2023		FY 2024	FY 2025	FY 2024	FY 2025	FY 2026
Account Number/Description		Actual	Adopted Budget	Amended Budget	Amended Plan	Amended Plan	County Exec. Recommended	County Exec. Recommended	County Exec. Recommended
Operating Expenses									
Contractual Services									
731220	Microfilming and Reproductions	23,674	-	-	-	-	-	-	-
731241	Miscellaneous	53,234	-	-	-	-	-	-	-
731458	Professional Services	967,636	879,000	879,000	879,000	879,000	879,000	879,000	879,000
731773	Software Rental Lease Purchase	-	25,000	25,000	25,000	25,000	25,000	25,000	25,000
731780	Software Support Maintenance	-	321,000	321,000	321,000	321,000	321,000	321,000	321,000
732018	Travel and Conference	-	1,000	1,000	1,000	1,000	1,000	1,000	1,000
		1,044,544	1,226,000	1,226,000	1,226,000	1,226,000	1,226,000	1,226,000	1,226,000
Commodities									
750154	Expendable Equipment	-	50,000	50,000	50,000	50,000	50,000	50,000	50,000
750399	Office Supplies	585	-	-	-	-	-	-	-
		585	50,000	50,000	50,000	50,000	50,000	50,000	50,000
Operating Expenses		1,045,129	1,276,000	1,276,000	1,276,000	1,276,000	1,276,000	1,276,000	1,276,000
Internal Support									
Internal Services									
772618	Equipment Rental	1,405	1,405	1,405	1,405	1,405	1,405	1,405	1,405
773630	Info Tech Development	18,580	-	-	-	-	-	-	-
774636	Info Tech Operations	190,696	197,247	197,247	197,247	197,247	197,247	197,247	197,247
774677	Insurance Fund	-	45,221	45,221	45,577	45,933	-	-	-
		210,681	243,873	243,873	244,229	244,585	198,652	198,652	198,652
Internal Support		210,681	243,873	243,873	244,229	244,585	198,652	198,652	198,652
Grand Total Expenditures		1,642,270	2,075,343	2,075,343	2,075,699	2,076,055	2,053,906	2,083,157	2,113,788

Fund: FND21280 Opioid Settlement Fund		OAKLAND COUNTY, MICHIGAN							
		FY2024 AND FY2025 AND FY2026 County Executive Recommended Budget							
		FY 2022	FY 2023		FY 2024	FY 2025	FY 2024	FY 2025	FY 2026
Account Number/Description		Actual	Adopted Budget	Amended Budget	Amended Plan	Amended Plan	County Exec. Recommended	County Exec. Recommended	County Exec. Recommended
Revenues									
Revenue									
Other Revenues									
670280	Opioid Settlement Receipts	-	-	478,060	-	-	-	-	-
Revenue		-	-	478,060	-	-	-	-	-
Grand Total Revenues		-	-	478,060	-	-	-	-	-
Expenditures									
Operating Expenses									
Contractual Services									
731458	Professional Services	-	-	478,060	-	-	-	-	-
Operating Expenses		-	-	478,060	-	-	-	-	-
Grand Total Expenditures		-	-	478,060	-	-	-	-	-

Fund:	FND21184 BFC Personnel	OAKLAND COUNTY, MICHIGAN						
		FY2024 AND FY2025 AND FY2026 County Executive Recommended Budget						

Account Number/Description	FY 2022	FY 2023		FY 2024	FY 2025	FY 2024	FY 2025	FY 2026
	Actual	Adopted Budget	Amended Budget	Amended Plan	Amended Plan	County Exec. Recommended	County Exec. Recommended	County Exec. Recommended

Revenues

<u>Revenue</u>										
<u>Charges for Services</u>										
631078	Liability Insurance	1,105	-	-	-	-	-	-	-	-
631869	Reimb Salaries	360,275	630,598	630,598	630,598	630,598	630,598	630,598	630,598	630,598
		<u>361,380</u>	<u>630,598</u>	<u>630,598</u>	<u>630,598</u>	<u>630,598</u>	<u>630,598</u>	<u>630,598</u>	<u>630,598</u>	<u>630,598</u>
<u>Planned Use of Balance</u>										
665882	Planned Use Fund Balance	-	-	-	-	-	65,972	100,585	137,259	-
		<u>-</u>	<u>-</u>	<u>-</u>	<u>-</u>	<u>-</u>	<u>65,972</u>	<u>100,585</u>	<u>137,259</u>	<u>-</u>
Revenue		<u>361,380</u>	<u>630,598</u>	<u>630,598</u>	<u>630,598</u>	<u>630,598</u>	<u>696,570</u>	<u>731,183</u>	<u>767,857</u>	<u>767,857</u>
Grand Total Revenues		<u>361,380</u>	<u>630,598</u>	<u>630,598</u>	<u>630,598</u>	<u>630,598</u>	<u>696,570</u>	<u>731,183</u>	<u>767,857</u>	<u>767,857</u>

Expenditures

<u>Personnel</u>										
<u>Salaries Regular</u>										
702010	Salaries Regular	204,303	425,479	425,479	425,479	425,479	445,492	462,695	480,224	-
702030	Holiday	11,655	-	-	-	-	-	-	-	-
702050	Annual Leave	10,268	-	-	-	-	-	-	-	-
702073	Parental Leave	9,332	-	-	-	-	-	-	-	-
702080	Sick Leave	6,644	-	-	-	-	-	-	-	-
702200	Death Leave	1,080	-	-	-	-	-	-	-	-
		<u>243,283</u>	<u>425,479</u>	<u>425,479</u>	<u>425,479</u>	<u>425,479</u>	<u>445,492</u>	<u>462,695</u>	<u>480,224</u>	<u>-</u>
<u>Fringe Benefits</u>										
722750	Workers Compensation	219	468	468	468	468	356	370	384	-
722760	Group Life	530	924	924	924	924	1,023	1,061	1,102	-
722770	Retirement	63,084	107,530	107,530	107,530	107,530	115,756	119,778	126,352	-
722780	Hospitalization (Personnel)	27,408	46,846	46,846	46,846	46,846	84,139	95,834	106,567	-
722790	Social Security	18,380	32,549	32,549	32,549	32,549	34,080	35,396	36,737	-
722800	Dental	2,935	5,494	5,494	5,494	5,494	4,577	4,600	4,738	-
722810	Disability	3,860	6,713	6,713	6,713	6,713	7,193	7,471	7,754	-
722820	Unemployment Insurance (Personnel)	243	424	424	424	424	267	278	288	-
722850	Optical	297	671	671	671	671	187	201	211	-
		<u>116,957</u>	<u>201,619</u>	<u>201,619</u>	<u>201,619</u>	<u>201,619</u>	<u>247,578</u>	<u>264,988</u>	<u>284,133</u>	<u>-</u>
Personnel		<u>360,239</u>	<u>627,098</u>	<u>627,098</u>	<u>627,098</u>	<u>627,098</u>	<u>693,070</u>	<u>727,683</u>	<u>764,357</u>	<u>764,357</u>
<u>Operating Expenses</u>										
<u>Contractual Services</u>										
731346	Personal Mileage	36	3,500	3,500	3,500	3,500	3,500	3,500	3,500	3,500
		<u>36</u>	<u>3,500</u>	<u>3,500</u>	<u>3,500</u>	<u>3,500</u>	<u>3,500</u>	<u>3,500</u>	<u>3,500</u>	<u>3,500</u>
Operating Expenses		<u>36</u>	<u>3,500</u>	<u>3,500</u>	<u>3,500</u>	<u>3,500</u>	<u>3,500</u>	<u>3,500</u>	<u>3,500</u>	<u>3,500</u>

Fund: FND21184 BFC Personnel		OAKLAND COUNTY, MICHIGAN							
		FY2024 AND FY2025 AND FY2026 County Executive Recommended Budget							
		FY 2022	FY 2023		FY 2024	FY 2025	FY 2024	FY 2025	FY 2026
Account Number/Description		Actual	Adopted Budget	Amended Budget	Amended Plan	Amended Plan	County Exec. Recommended	County Exec. Recommended	County Exec. Recommended
Internal Support									
Internal Services									
774677 Insurance Fund		1,105	-	-	-	-	-	-	-
		1,105	-	-	-	-	-	-	-
Internal Support		1,105	-	-	-	-	-	-	-
Grand Total Expenditures		361,380	630,598	630,598	630,598	630,598	696,570	731,183	767,857

Fund:	FND21180 Economic Development Corp	OAKLAND COUNTY, MICHIGAN						
		FY2024 AND FY2025 AND FY2026 County Executive Recommended Budget						

Account Number/Description	FY 2022	FY 2023		FY 2024	FY 2025	FY 2024	FY 2025	FY 2026
	Actual	Adopted Budget	Amended Budget	Amended Plan	Amended Plan	County Exec. Recommended	County Exec. Recommended	County Exec. Recommended

Revenues

Revenue									
Charges for Services									
630280	Closing Fee	-	10,000	10,000	10,000	10,000	10,000	10,000	10,000
630098	Application and Admin Fee	-	500	500	500	500	500	500	500
632058	Second Administrative Fee	-	500	500	500	500	500	500	500
632275	Third Administrative Fee	-	500	500	500	500	500	500	500
		-	11,500	11,500	11,500	11,500	11,500	11,500	11,500
Investment Income									
655077	Accrued Interest Adjustments	35	-	-	-	-	-	-	-
655385	Income from Investments	155	300	300	300	300	300	300	300
		190	300	300	300	300	300	300	300
Revenue		190	11,800	11,800	11,800	11,800	11,800	11,800	11,800
Grand Total Revenues		190	11,800	11,800	11,800	11,800	11,800	11,800	11,800

Expenditures

Operating Expenses									
Contractual Services									
731507	Public Notices	-	1,500	1,500	1,500	1,500	1,500	1,500	1,500
732165	Workshops and Meeting	-	300	300	300	300	300	300	300
730065	Administrative Overhead	10,000	10,000	10,000	10,000	10,000	10,000	10,000	10,000
		10,000	11,800	11,800	11,800	11,800	11,800	11,800	11,800
Operating Expenses		10,000	11,800	11,800	11,800	11,800	11,800	11,800	11,800
Grand Total Expenditures		10,000	11,800	11,800	11,800	11,800	11,800	11,800	11,800

Fund:	FND27100 Friend of the Court	OAKLAND COUNTY, MICHIGAN							
		FY2024 AND FY2025 AND FY2026 County Executive Recommended Budget							

Account Number/Description	FY 2022	FY 2023		FY 2024	FY 2025	FY 2024	FY 2025	FY 2026
	Actual	Adopted Budget	Amended Budget	Amended Plan	Amended Plan	County Exec. Recommended	County Exec. Recommended	County Exec. Recommended

Revenues

Revenue									
Intergovernmental Program Reimbursement									
625210	CRP	7,835,228	11,611,415	11,658,251	11,664,729	11,664,729	11,611,415	11,611,415	11,611,415
625212	CRP State Supplement	1,036,833	1,115,519	1,115,519	1,115,519	1,115,519	1,115,519	1,115,519	1,115,519
625517	FOC Federal Incentive Payments	1,573,771	1,432,014	1,432,014	1,432,014	1,432,014	1,432,014	1,432,014	1,432,014
		10,445,832	14,158,948	14,205,784	14,212,262	14,212,262	14,158,948	14,158,948	14,158,948

Charges for Services

630049	Alimony Service Fee	495,961	525,000	525,000	525,000	525,000	525,000	525,000	525,000
630392	Costs Bench Warrants	80,337	60,000	60,000	60,000	60,000	60,000	60,000	60,000
630665	Family Counseling Services	108,300	100,000	100,000	100,000	100,000	100,000	100,000	100,000
630756	FOC Filing Fees	-	2,500	2,500	2,500	2,500	2,500	2,500	2,500
630763	FOC Judgement Fees	243,760	310,000	310,000	310,000	310,000	310,000	310,000	310,000
631010	Judge On Line Services	-	3,000	3,000	3,000	3,000	3,000	3,000	3,000
631253	Miscellaneous Revenue	215	3,516	3,516	3,516	3,516	3,516	3,516	3,516
631281	Motion Fees	24,760	70,000	70,000	70,000	70,000	70,000	70,000	70,000
631603	Processing Fees	63,251	65,000	65,000	65,000	65,000	65,000	65,000	65,000
631832	Reimb Medical Incentives	203,584	147,057	147,057	147,057	147,057	147,057	147,057	147,057
632408	Video Copying	-	500	500	500	500	500	500	500
631253	Miscellaneous Charges for Services	(580)	-	-	-	-	-	-	-
		1,219,588	1,286,573	1,286,573	1,286,573	1,286,573	1,286,573	1,286,573	1,286,573

Other Revenues

670114	Cash Overages	570	-	-	-	-	-	-	-
670627	Sale of Equipment (Trade In)	1	-	-	-	-	-	-	-
		571	-	-	-	-	-	-	-

Revenue	11,665,991	15,445,521	15,492,357	15,498,835	15,498,835	15,445,521	15,445,521	15,445,521
----------------	-------------------	-------------------	-------------------	-------------------	-------------------	-------------------	-------------------	-------------------

Other Financing Sources

Transfers In									
695500	Transfers In	6,568,662	6,805,982	6,805,982	6,805,982	6,805,982	6,805,982	6,805,982	6,805,982
		6,568,662	6,805,982	6,805,982	6,805,982	6,805,982	6,805,982	6,805,982	6,805,982

Other Financing Sources	6,568,662	6,805,982	6,805,982	6,805,982	6,805,982	6,805,982	6,805,982	6,805,982
Grand Total Revenues	18,234,653	22,251,503	22,298,339	22,304,817	22,304,817	22,251,503	22,251,503	22,251,503

Expenditures

Personnel									
Salaries Regular									
702010	Salaries Regular	8,903,586	11,077,470	11,130,215	11,139,808	11,139,808	11,077,470	11,077,470	11,077,470
702030	Holiday	486,390	-	-	-	-	-	-	-
702050	Annual Leave	618,603	-	-	-	-	-	-	-
702073	Parental Leave	23,407	-	-	-	-	-	-	-
702080	Sick Leave	208,700	-	-	-	-	-	-	-
702085	Fitness Leave	342	-	-	-	-	-	-	-
702086	Comp Time	1,787	-	-	-	-	-	-	-

Fund:		OAKLAND COUNTY, MICHIGAN							
		FY2024 AND FY2025 AND FY2026 County Executive Recommended Budget							
		FY 2022	FY 2023		FY 2024	FY 2025	FY 2024	FY 2025	FY 2026
Account Number/Description		Actual	Adopted Budget	Amended Budget	Amended Plan	Amended Plan	County Exec. Recommended	County Exec. Recommended	County Exec. Recommended
702120	Jury Duty	721	-	-	-	-	-	-	-
702190	Workers Compensation Pay	4,804	-	-	-	-	-	-	-
702200	Death Leave	12,943	-	-	-	-	-	-	-
702210	Holiday Leave	2,004	-	-	-	-	-	-	-
702300	Disaster Non-Prod Salaries	26,977	-	-	-	-	-	-	-
712020	Overtime	161,607	200,000	200,000	159,000	155,000	200,000	200,000	200,000
712040	Holiday Overtime	175	-	-	-	-	-	-	-
		10,452,047	11,277,470	11,330,215	11,298,808	11,294,808	11,277,470	11,277,470	11,277,470
Fringe Benefits									
722750	Workers Compensation	20,296	21,112	21,112	21,112	21,112	21,112	21,112	21,112
722760	Group Life	22,041	23,662	23,662	23,662	23,662	23,664	23,663	23,662
722770	Retirement	2,622,603	2,891,277	2,891,277	2,891,277	2,891,277	2,890,034	2,890,049	2,890,088
722780	Hospitalization (Personnel)	1,430,935	1,670,716	1,670,716	1,670,716	1,670,716	1,670,716	1,670,716	1,670,716
722790	Social Security	775,869	834,939	834,939	834,939	834,939	834,939	834,938	834,939
722800	Dental	161,213	160,580	160,580	160,580	160,580	160,580	160,580	160,580
722810	Disability	158,998	171,860	171,860	171,860	171,860	171,860	171,860	171,860
722820	Unemployment Insurance (Personnel)	10,446	11,058	11,058	11,058	11,058	11,058	11,058	11,058
722850	Optical	14,017	14,045	14,045	14,045	14,045	14,045	14,045	14,045
722900	Fringe Benefit Adjustments	-	-	18,460	21,823	21,823	-	-	-
		5,216,418	5,799,249	5,817,709	5,821,072	5,821,072	5,798,006	5,798,021	5,798,060
Personnel		15,668,465	17,076,719	17,147,924	17,119,880	17,115,880	17,075,477	17,075,491	17,075,530
Operating Expenses									
Contractual Services									
730926	Indirect Costs	1,069,945	1,055,219	1,055,219	1,055,219	1,055,219	1,055,219	1,055,219	1,054,812
730982	Interpreter Fees	8,001	50,106	50,106	50,106	50,106	58,237	58,224	58,183
731101	Library Continuations	-	15,000	15,000	15,000	15,000	15,000	15,000	15,000
731213	Membership Dues	9,755	93,242	93,242	93,309	93,309	93,242	93,242	93,242
731339	Periodicals Books Publ Sub	(240)	500	500	500	500	500	500	500
731346	Personal Mileage	441	33,634	33,634	33,627	33,627	33,634	33,634	33,634
731388	Printing	3,360	55,000	55,000	55,000	55,000	55,000	55,000	55,000
731458	Professional Services	19,475	270,000	270,000	270,000	270,000	270,000	230,000	230,000
731507	Public Notices	385	-	-	-	-	-	-	-
731759	SMILE Program	-	500	500	500	500	500	500	500
732004	Transportation of Prisoners Expense	-	1,334	1,334	1,334	1,334	1,334	1,334	1,334
732018	Travel and Conference	14,910	179,210	179,210	176,657	176,543	179,210	179,210	173,977
732020	Travel Employee Taxable Meals	-	5,000	5,000	5,000	5,000	5,000	5,000	5,000
730037	Adj Prior Years Exp	753	-	-	-	-	-	-	-
730114	Auction Expense	0	-	-	-	-	-	-	-
730121	Bank Charges	8,928	30,000	30,000	30,000	30,000	30,000	30,000	30,000
730324	Communications	-	100	100	100	100	100	100	100
730338	Computer Research Service	16,645	50,000	50,000	50,000	50,000	50,000	50,000	50,000
730422	Court Transcripts	-	1,000	1,000	1,000	1,000	1,000	1,000	1,000
730646	Equipment Maintenance	118	3,550	3,550	3,550	3,550	3,550	3,550	3,550
730660	Equipment Repair	-	10,000	10,000	10,000	10,000	10,000	10,000	10,000
730695	Extradition Expense	-	2,000	2,000	2,000	2,000	2,000	2,000	2,000
		1,152,476	1,855,395	1,855,395	1,852,902	1,852,788	1,863,526	1,823,513	1,817,832

Fund: FND27100 Friend of the Court		OAKLAND COUNTY, MICHIGAN							
		FY2024 AND FY2025 AND FY2026 County Executive Recommended Budget							
Account Number/Description	FY 2022	FY 2023		FY 2024	FY 2025	FY 2024	FY 2025	FY 2026	
	Actual	Adopted Budget	Amended Budget	Amended Plan	Amended Plan	County Exec. Recommended	County Exec. Recommended	County Exec. Recommended	
Commodities									
750448	Postage - Standard Mailing	2,417	41,100	41,100	41,100	41,100	41,100	41,100	
750539	Testing Materials	200	40,000	40,000	40,000	40,000	40,000	40,000	
750119	Dry Goods and Clothing	318	2,000	2,000	2,000	2,000	2,000	2,000	
750154	Expendable Equipment	18,365	153,000	128,631	122,153	122,153	153,000	153,000	
750170	Other Expendable Equipment	3,297	50,000	50,000	50,000	50,000	50,000	50,000	
750392	Metered Postage Expense	40,326	53,543	53,543	53,543	53,543	53,166	53,166	
750399	Office Supplies	12,717	57,702	57,702	57,702	57,702	61,503	57,702	
		77,640	397,345	372,976	366,498	366,498	397,343	400,769	
Operating Expenses		1,230,116	2,252,740	2,228,371	2,219,400	2,219,286	2,260,869	2,224,282	2,214,800
Internal Support									
Internal Services									
770000	Internal Support Expenditures	2,358	-	-	-	-	-	-	
770631	Bldg Space Cost Allocation	350,679	355,491	355,491	398,719	402,565	388,776	425,349	
772618	Equipment Rental	41,711	40,859	40,859	40,859	40,859	40,859	40,859	
773535	Info Tech CLEMIS	19,035	18,488	18,488	18,488	18,488	18,488	18,488	
773630	Info Tech Development	154,738	190,000	190,000	190,000	190,000	190,000	190,000	
773633	Info Tech Imaging Operations	-	214,520	214,520	214,520	214,520	214,520	214,520	
773639	Info Tech Imaging Development	-	220,000	220,000	220,000	220,000	220,000	220,000	
774636	Info Tech Operations	1,444,829	1,350,620	1,350,620	1,350,620	1,350,620	1,350,620	1,350,620	
774637	Info Tech Managed Print Svcs	16,491	17,300	17,300	17,300	17,300	17,300	17,300	
774677	Insurance Fund	-	33,900	33,900	34,165	34,433	-	-	
775754	Maintenance Department Charges	13,780	250,000	250,000	250,000	250,000	250,000	250,000	
776659	Motor Pool Fuel Charges	29,742	23,597	23,597	23,597	23,597	27,862	27,862	
776661	Motor Pool	67,797	82,171	82,171	82,171	82,171	67,214	67,214	
777560	Radio Communications	6,398	8,797	8,797	8,797	8,797	8,797	8,797	
778675	Telephone Communications	108,795	116,301	116,301	116,301	116,301	120,721	120,721	
		2,256,353	2,922,044	2,922,044	2,965,537	2,969,651	2,915,157	2,951,730	2,961,173
Internal Support		2,256,353	2,922,044	2,922,044	2,965,537	2,969,651	2,915,157	2,951,730	2,961,173
Grand Total Expenditures		19,154,934	22,251,503	22,298,339	22,304,817	22,304,817	22,251,503	22,251,503	22,251,503

Fund: FND11010 Oakland Brownfield Initiative Grants		OAKLAND COUNTY, MICHIGAN							
		FY2024 AND FY2025 AND FY2026 County Executive Recommended Budget							
		FY 2022	FY 2023		FY 2024	FY 2025	FY 2024	FY 2025	FY 2026
Account Number/Description		Actual	Adopted Budget	Amended Budget	Amended Plan	Amended Plan	County Exec. Recommended	County Exec. Recommended	County Exec. Recommended
Revenues									
Revenue									
Federal Grants									
610313	Federal Operating Grants	136,827	600,000	600,000	600,000	600,000	600,000	600,000	600,000
		136,827	600,000	600,000	600,000	600,000	600,000	600,000	600,000
State Grants									
615571	State Operating Grants	121,900	-	-	-	-	-	-	-
		121,900	-	-	-	-	-	-	-
Revenue		258,727	600,000	600,000	600,000	600,000	600,000	600,000	600,000
Grand Total Revenues		258,727	600,000	600,000	600,000	600,000	600,000	600,000	600,000
Expenditures									
Operating Expenses									
Contractual Services									
731458	Professional Services	268,402	-	-	-	-	-	-	-
730373	Contracted Services	-	600,000	600,000	600,000	600,000	600,000	600,000	600,000
731458	Professional Services	(6,410)	-	-	-	-	-	-	-
		261,992	600,000	600,000	600,000	600,000	600,000	600,000	600,000
Operating Expenses		261,992	600,000	600,000	600,000	600,000	600,000	600,000	600,000
Grand Total Expenditures		261,992	600,000	600,000	600,000	600,000	600,000	600,000	600,000

Fund:	FND11003 Multi Organizational Grants	OAKLAND COUNTY, MICHIGAN						
		FY2024 AND FY2025 AND FY2026 County Executive Recommended Budget						

Account Number/Description	FY 2022	FY 2023		FY 2024	FY 2025	FY 2024	FY 2025	FY 2026
	Actual	Adopted Budget	Amended Budget	Amended Plan	Amended Plan	County Exec. Recommended	County Exec. Recommended	County Exec. Recommended

Revenues

Revenue									
Federal Grants									
610313	Federal Operating Grants	48,752	74,513	159,431	74,513	74,513	159,431	159,431	159,431
		48,752	74,513	159,431	74,513	74,513	159,431	159,431	159,431
State Grants									
615571	State Operating Grants	1,851,811	2,022,553	2,022,553	2,022,553	2,022,553	2,022,553	2,022,553	2,022,553
		1,851,811	2,022,553	2,022,553	2,022,553	2,022,553	2,022,553	2,022,553	2,022,553
Revenue		1,900,563	2,097,066	2,181,984	2,097,066	2,097,066	2,181,984	2,181,984	2,181,984
Other Financing Sources									
Transfers In									
695500	Transfers In	12,433	12,433	16,842	16,842	16,842	16,842	16,842	16,842
		12,433	12,433	16,842	16,842	16,842	16,842	16,842	16,842
Other Financing Sources		12,433	12,433	16,842	16,842	16,842	16,842	16,842	16,842
Grand Total Revenues		1,912,996	2,109,499	2,198,826	2,113,908	2,113,908	2,198,826	2,198,826	2,198,826

Expenditures

Personnel									
Salaries Regular									
702010	Salaries Regular	967,873	1,136,058	1,154,648	1,140,467	1,140,467	1,154,648	1,154,648	1,154,648
702030	Holiday	53,307	-	-	-	-	-	-	-
702050	Annual Leave	60,684	-	-	-	-	-	-	-
702073	Parental Leave	6,955	-	-	-	-	-	-	-
702080	Sick Leave	22,629	-	-	-	-	-	-	-
702200	Death Leave	1,176	-	-	-	-	-	-	-
702300	Disaster Non-Prod Salaries	5,262	-	-	-	-	-	-	-
712020	Overtime	838	-	-	-	-	-	-	-
712040	Holiday Overtime	420	-	-	-	-	-	-	-
		1,119,143	1,136,058	1,154,648	1,140,467	1,140,467	1,154,648	1,154,648	1,154,648
Fringe Benefits									
722740	Fringe Benefits Expense	-	665,558	593,175	665,558	665,558	593,175	593,175	593,175
722750	Workers Compensation	14,387	-	-	-	-	-	-	-
722760	Group Life	2,392	-	-	-	-	-	-	-
722770	Retirement	285,945	-	-	-	-	-	-	-
722780	Hospitalization (Personnel)	139,072	-	-	-	-	-	-	-
722790	Social Security	83,699	-	-	-	-	-	-	-
722800	Dental	15,909	-	-	-	-	-	-	-
722810	Disability	17,028	-	-	-	-	-	-	-
722820	Unemployment Insurance (Personnel)	1,138	-	-	-	-	-	-	-
722850	Optical	1,613	-	-	-	-	-	-	-
		561,183	665,558	593,175	665,558	665,558	593,175	593,175	593,175

Fund:		FND11003 Multi Organizational Grants		OAKLAND COUNTY, MICHIGAN					
		FY2024 AND FY2025 AND FY2026 County Executive Recommended Budget							
		FY 2022	FY 2023		FY 2024	FY 2025	FY 2024	FY 2025	FY 2026
Account Number/Description		Actual	Adopted Budget	Amended Budget	Amended Plan	Amended Plan	County Exec. Recommended	County Exec. Recommended	County Exec. Recommended
Personnel		1,680,326	1,801,616	1,747,823	1,806,025	1,806,025	1,747,823	1,747,823	1,747,823
Operating Expenses									
Contractual Services									
731213	Membership Dues	-	500	500	500	500	500	500	500
731388	Printing	-	500	500	500	500	500	500	500
731458	Professional Services	30,250	74,000	81,000	74,000	74,000	81,000	81,000	81,000
731773	Software Rental Lease Purchase	972	2,600	2,600	2,600	2,600	2,600	2,600	2,600
731818	Special Event Program	-	1,000	1,000	1,000	1,000	1,000	1,000	1,000
731941	Training	17,756	3,500	3,500	3,500	3,500	3,500	3,500	3,500
732018	Travel and Conference	4,558	500	500	500	500	500	500	500
730373	Contracted Services	92,945	134,065	205,267	134,065	134,065	205,267	205,267	205,267
		146,481	216,665	294,867	216,665	216,665	294,867	294,867	294,867
Commodities									
750567	Training-Educational Supplies	5,033	6,085	6,085	6,085	6,085	6,085	6,085	6,085
750070	Deputy Supplies	-	-	61,918	-	-	61,918	61,918	61,918
750170	Other Expendable Equipment	-	3,998	6,998	3,998	3,998	6,998	6,998	6,998
		5,033	10,083	75,001	10,083	10,083	75,001	75,001	75,001
Operating Expenses		151,513	226,748	369,868	226,748	226,748	369,868	369,868	369,868
Internal Support									
Internal Services									
770631	Bldg Space Cost Allocation	9,207	9,207	9,207	9,207	9,207	9,207	9,207	9,207
773630	Info Tech Development	9,232	10,000	10,000	10,000	10,000	10,000	10,000	10,000
774636	Info Tech Operations	53,743	60,828	60,828	60,828	60,828	60,828	60,828	60,828
778675	Telephone Communications	91	1,100	1,100	1,100	1,100	1,100	1,100	1,100
		72,274	81,135	81,135	81,135	81,135	81,135	81,135	81,135
Internal Support		72,274	81,135	81,135	81,135	81,135	81,135	81,135	81,135
Grand Total Expenditures		1,904,113	2,109,499	2,198,826	2,113,908	2,113,908	2,198,826	2,198,826	2,198,826

Fund:	FND20260 Mandated Indigent Defense Fund	OAKLAND COUNTY, MICHIGAN						
		FY2024 AND FY2025 AND FY2026 County Executive Recommended Budget						

Account Number/Description	FY 2022	FY 2023		FY 2024	FY 2025	FY 2024	FY 2025	FY 2026
	Actual	Adopted Budget	Amended Budget	Amended Plan	Amended Plan	County Exec. Recommended	County Exec. Recommended	County Exec. Recommended

Revenues

Revenue								
State Grants								
615571	State Operating Grants	4,491,728	5,799,650	14,439,150	5,799,650	5,799,650	14,439,150	14,439,150
		4,491,728	5,799,650	14,439,150	5,799,650	5,799,650	14,439,150	14,439,150
Investment Income								
655077	Accrued Interest Adjustments	(4,060)	-	-	-	-	-	-
655385	Income from Investments	14,790	-	-	-	-	-	-
		10,730	-	-	-	-	-	-
Revenue		4,502,458	5,799,650	14,439,150	5,799,650	5,799,650	14,439,150	14,439,150
Other Financing Sources								
Transfers In								
695500	Transfers In	1,850,703	1,850,703	1,883,621	1,850,703	1,850,703	1,883,621	1,883,621
		1,850,703	1,850,703	1,883,621	1,850,703	1,850,703	1,883,621	1,883,621
Other Financing Sources		1,850,703	1,850,703	1,883,621	1,850,703	1,850,703	1,883,621	1,883,621
Grand Total Revenues		6,353,161	7,650,353	16,322,771	7,650,353	7,650,353	16,322,771	16,322,771

Expenditures

Personnel								
Salaries Regular								
702010	Salaries Regular	674,441	788,155	1,572,761	788,155	788,155	1,572,761	1,572,761
702030	Holiday	23,379	-	-	-	-	-	-
702050	Annual Leave	22,972	-	-	-	-	-	-
702080	Sick Leave	10,203	-	-	-	-	-	-
702190	Workers Compensation Pay	124	-	-	-	-	-	-
702200	Death Leave	1,573	-	-	-	-	-	-
702210	Holiday Leave	1,329	-	-	-	-	-	-
702300	Disaster Non-Prod Salaries	1,815	-	-	-	-	-	-
712020	Overtime	115	-	-	-	-	-	-
712040	Holiday Overtime	2,025	-	-	-	-	-	-
		737,977	788,155	1,572,761	788,155	788,155	1,572,761	1,572,761
Fringe Benefits								
722750	Workers Compensation	3,946	-	-	-	-	-	-
722760	Group Life	1,519	-	-	-	-	-	-
722770	Retirement	195,290	-	-	-	-	-	-
722780	Hospitalization (Personnel)	108,255	-	-	-	-	-	-
722790	Social Security	53,304	-	-	-	-	-	-
722800	Dental	11,361	-	-	-	-	-	-

Fund:		OAKLAND COUNTY, MICHIGAN							
		FY2024 AND FY2025 AND FY2026 County Executive Recommended Budget							
		FY 2022	FY 2023		FY 2024	FY 2025	FY 2024	FY 2025	FY 2026
Account Number/Description		Actual	Adopted Budget	Amended Budget	Amended Plan	Amended Plan	County Exec. Recommended	County Exec. Recommended	County Exec. Recommended
722810	Disability	10,706	-	-	-	-	-	-	-
722820	Unemployment Insurance (Personnel)	737	-	-	-	-	-	-	-
722850	Optical	975	-	-	-	-	-	-	-
722900	Fringe Benefit Adjustments	4,087	421,103	798,577	421,103	421,103	798,577	798,577	798,577
		390,179	421,103	798,577	421,103	421,103	798,577	798,577	798,577
Personnel		1,128,156	1,209,258	2,371,338	1,209,258	1,209,258	2,371,338	2,371,338	2,371,338
Operating Expenses									
Contractual Services									
730926	Indirect Costs	72,593	78,816	237,115	78,816	78,816	237,115	237,115	237,115
730940	Insurance	-	4,743	-	4,710	4,678	-	-	-
730982	Interpreter Fees	-	-	1,000	-	-	1,000	1,000	1,000
731115	Licenses and Permits	-	-	3,470	-	-	1,220	1,220	1,220
731213	Membership Dues	315	315	3,320	315	315	3,320	3,320	3,320
731339	Periodicals Books Publ Sub	12,075	20,625	20,625	20,625	20,625	20,625	20,625	20,625
731346	Personal Mileage	-	542	3,525	542	542	3,525	3,525	3,525
731458	Professional Services	141,239	155,606	56,250	155,606	155,606	56,250	56,250	56,250
731465	Program	-	1,000	-	1,000	1,000	-	-	-
731941	Training	175,000	175,990	175,000	175,990	175,990	175,000	175,000	175,000
732080	Violation Probation Atty Fees	174,124	125,300	-	125,300	125,300	-	-	-
730238	Case Management	-	-	-	-	-	2,250	2,250	2,250
730338	Computer Research Service	-	-	4,650	-	-	4,650	4,650	4,650
730352	Construction	1,148	-	-	-	-	-	-	-
730359	Contingency	690	-	-	-	-	-	-	-
730422	Court Transcripts	-	-	45,000	-	-	45,000	45,000	45,000
730450	Defense Atty Fees	2,863,874	4,117,630	13,013,920	4,113,055	4,112,648	13,013,920	13,013,920	13,013,920
730458	Defense Atty Fees Arraignment	1,022,207	1,209,900	-	1,209,900	1,209,900	-	-	-
730464	Defense Atty Fees District	258,529	-	-	-	-	-	-	-
730492	Defense Atty Fees Trials	103,794	-	-	-	-	-	-	-
730527	Direct Client Services	1,165	-	-	-	-	-	-	-
730688	Expert Witness Fee and Mileage	118,350	175,000	250,000	175,000	175,000	250,000	250,000	250,000
730450	Defense Atty Fees	(2,500)	-	-	-	-	-	-	-
731458	Professional Services	(13,123)	-	-	-	-	-	-	-
		4,929,480	6,065,467	13,813,875	6,060,859	6,060,420	13,813,875	13,813,875	13,813,875
Commodities									
750581	Uniforms	-	510	-	510	510	-	-	-
750070	Deputy Supplies	3,539	1,126	-	1,126	1,126	-	-	-
750154	Expendable Equipment	18,965	23,018	62,500	23,018	23,018	62,500	62,500	62,500
750392	Metered Postage Expense	-	403	-	403	403	-	-	-
750399	Office Supplies	654	2,643	5,035	2,643	2,643	5,035	5,035	5,035
		23,159	27,700	67,535	27,700	27,700	67,535	67,535	67,535
Operating Expenses		4,952,638	6,093,167	13,881,410	6,088,559	6,088,120	13,881,410	13,881,410	13,881,410
Internal Support									
Internal Services									
770631	Bldg Space Cost Allocation	-	37,620	-	42,195	42,602	0	(0)	0
773530	CLEMIS Development	151	19,560	33,970	19,560	19,560	14,410	14,410	14,410

Fund:		OAKLAND COUNTY, MICHIGAN								
		FY2024 AND FY2025 AND FY2026 County Executive Recommended Budget								
		FY 2022	FY 2023		FY 2024	FY 2025	FY 2024	FY 2025	FY 2026	
Account Number/Description		Actual	Adopted Budget	Amended Budget	Amended Plan	Amended Plan	County Exec. Recommended	County Exec. Recommended	County Exec. Recommended	
773630	Info Tech Development	45,119	68,310	-	68,310	68,310	-	-	-	
774636	Info Tech Operations	32,710	37,532	21,987	37,532	37,532	41,547	41,547	41,547	
774637	Info Tech Managed Print Svcs	242	1,640	2,760	1,640	1,640	2,760	2,760	2,760	
774677	Insurance Fund	-	4,144	-	4,177	4,209	-	-	-	
778675	Telephone Communications	4,335	4,935	11,306	4,935	4,935	11,306	11,306	11,306	
		82,557	173,741	70,023	178,349	178,788	70,023	70,023	70,023	
Internal Support		82,557	173,741	70,023	178,349	178,788	70,023	70,023	70,023	
Transfers/Other Sources (Uses)										
Tranfers Out										
788001	Transfers Out	174,187	174,187	-	174,187	174,187	-	-	-	
		174,187	174,187	-	174,187	174,187	-	-	-	
		174,187	174,187	-	174,187	174,187	-	-	-	
Grand Total Expenditures		6,337,538	7,650,353	16,322,771	7,650,353	7,650,353	16,322,771	16,322,771	16,322,771	

Fund:	FND11004 Workforce Development Grants	OAKLAND COUNTY, MICHIGAN						
		FY2024 AND FY2025 AND FY2026 County Executive Recommended Budget						

Account Number/Description	FY 2022	FY 2023		FY 2024	FY 2025	FY 2024	FY 2025	FY 2026
	Actual	Adopted Budget	Amended Budget	Amended Plan	Amended Plan	County Exec. Recommended	County Exec. Recommended	County Exec. Recommended

Revenues

Revenue								
Federal Grants								
610313	Federal Operating Grants	15,116,167	16,054,532	16,054,532	16,054,532	16,054,532	16,054,532	16,054,532
		15,116,167	16,054,532	16,054,532	16,054,532	16,054,532	16,054,532	16,054,532
State Grants								
615571	State Operating Grants	3,198,702	463,342	463,342	463,342	463,342	463,342	463,342
		3,198,702	463,342	463,342	463,342	463,342	463,342	463,342
Indirect Cost Recovery								
640100	Indirect Cost Recovery	181	-	-	-	-	-	-
		181	-	-	-	-	-	-
Contributions								
650301	Donations	26,011	-	-	-	-	-	-
		26,011	-	-	-	-	-	-
Planned Use of Balance								
665882	Planned Use Fund Balance	-	-	-	-	94,984	104,229	109,884
		-	-	-	-	94,984	104,229	109,884
Revenue		18,341,061	16,517,874	16,517,874	16,517,874	16,517,874	16,612,858	16,627,758
Grand Total Revenues		18,341,061	16,517,874	16,517,874	16,517,874	16,517,874	16,612,858	16,627,758

Expenditures

Personnel								
Salaries Regular								
702010	Salaries Regular	745,576	1,061,318	1,061,318	1,061,318	1,061,318	1,145,372	1,152,181
702030	Holiday	37,954	-	-	-	-	-	-
702050	Annual Leave	34,380	-	-	-	-	-	-
702080	Sick Leave	12,934	-	-	-	-	-	-
702200	Death Leave	559	-	-	-	-	-	-
702240	Salary Adjustments	19,418	-	-	-	-	-	-
702300	Disaster Non-Prod Salaries	1,164	-	-	-	-	-	-
712020	Overtime	1,777	1,700	1,700	1,700	1,700	1,700	1,700
		853,762	1,063,018	1,063,018	1,063,018	1,063,018	1,147,072	1,151,935
Fringe Benefits								
722750	Workers Compensation	751	1,558	1,558	1,558	1,558	1,625	1,631
722760	Group Life	1,642	1,510	1,510	1,510	1,510	1,704	1,719
722770	Retirement	197,950	177,650	177,650	177,650	177,650	199,163	201,226
722780	Hospitalization (Personnel)	89,026	173,132	173,132	173,132	173,132	193,094	195,869
722790	Social Security	58,162	53,314	53,314	53,314	53,314	59,744	60,265

Fund:		OAKLAND COUNTY, MICHIGAN							
		FY2024 AND FY2025 AND FY2026 County Executive Recommended Budget							
		FY 2022	FY 2023		FY 2024	FY 2025	FY 2024	FY 2025	FY 2026
Account Number/Description		Actual	Adopted Budget	Amended Budget	Amended Plan	Amended Plan	County Exec. Recommended	County Exec. Recommended	County Exec. Recommended
722800	Dental	9,465	13,773	13,773	13,773	13,773	15,063	15,070	15,109
722810	Disability	10,258	10,965	10,965	10,965	10,965	12,322	12,401	12,432
722820	Unemployment Insurance (Personnel)	834	838	838	838	838	888	891	893
722850	Optical	906	1,484	1,484	1,484	1,484	310	313	315
722900	Fringe Benefit Adjustments	8,056	138,273	138,273	138,273	138,273	138,273	138,273	138,273
		377,051	572,497	572,497	572,497	572,497	622,187	626,569	630,277
Personnel		1,230,813	1,635,515	1,635,515	1,635,515	1,635,515	1,769,258	1,778,503	1,784,158
Operating Expenses									
Contractual Services									
730926	Indirect Costs	213,048	143,885	143,885	143,885	143,885	143,885	143,885	143,885
731213	Membership Dues	39,607	53,000	53,000	53,000	53,000	53,000	53,000	53,000
731346	Personal Mileage	210	6,000	6,000	6,000	6,000	6,000	6,000	6,000
731388	Printing	2,220	20,000	20,000	20,000	20,000	20,000	20,000	20,000
731458	Professional Services	100,645	160,000	160,000	160,000	160,000	160,000	160,000	160,000
731465	Program	3,306,474	14,070,533	14,070,533	14,070,533	14,070,533	14,070,533	14,070,533	14,070,533
731617	Relocation	2,295	-	-	-	-	-	-	-
731850	State of Michigan Fees	7,150	-	-	-	-	-	-	-
731885	Supportive Services	51,785	-	-	-	-	-	-	-
731941	Training	3,955,669	40,000	40,000	40,000	40,000	40,000	40,000	40,000
732011	Transportation Service	10,688	-	-	-	-	-	-	-
732018	Travel and Conference	7,231	-	-	-	-	-	-	-
732161	Career Services	2,598,442	-	-	-	-	-	-	-
732163	Work Activities	2,994,226	-	-	-	-	-	-	-
732172	Youth Costs In-School	837,277	-	-	-	-	-	-	-
732179	Youth Costs Out-of-School	1,904,934	-	-	-	-	-	-	-
730002	Acquisition	9,029	-	-	-	-	-	-	-
730072	Advertising	38,580	41,000	41,000	41,000	41,000	41,000	41,000	41,000
730238	Case Management	352,668	-	-	-	-	-	-	-
730366	Contract Administration	447,726	-	-	-	-	-	-	-
730380	Contractor Payments	-	243,959	243,959	243,959	243,959	243,959	243,959	243,959
730555	Education Programs	42,709	-	-	-	-	-	-	-
730646	Equipment Maintenance	72,318	250	250	250	250	250	250	250
		16,994,932	14,778,627	14,778,627	14,778,627	14,778,627	14,778,627	14,778,627	14,778,627
Commodities									
750448	Postage - Standard Mailing	-	200	200	200	200	200	200	200
750392	Metered Postage Expense	2,705	1,500	1,500	1,500	1,500	1,500	1,500	1,500
750399	Office Supplies	3,382	7,000	7,000	7,000	7,000	7,000	7,000	7,000
		6,087	8,700	8,700	8,700	8,700	8,700	8,700	8,700
Operating Expenses		17,001,018	14,787,327	14,787,327	14,787,327	14,787,327	14,787,327	14,787,327	14,787,327

Fund: FND11004 Workforce Development Grants		OAKLAND COUNTY, MICHIGAN							
		FY2024 AND FY2025 AND FY2026 County Executive Recommended Budget							
		FY 2022	FY 2023		FY 2024	FY 2025	FY 2024	FY 2025	FY 2026
Account Number/Description		Actual	Adopted Budget	Amended Budget	Amended Plan	Amended Plan	County Exec. Recommended	County Exec. Recommended	County Exec. Recommended
Internal Support									
Internal Services									
770631	Bldg Space Cost Allocation	40,532	39,056	39,056	39,056	39,056	-	-	-
773630	Info Tech Development	3,540	-	-	-	-	-	-	-
774636	Info Tech Operations	81,653	42,958	42,958	42,958	42,958	42,958	42,958	42,958
774637	Info Tech Managed Print Svcs	1,616	3,567	3,567	3,567	3,567	3,567	3,567	3,567
774677	Insurance Fund	2,374	1,631	1,631	1,631	1,631	1,631	1,631	1,631
778675	Telephone Communications	8,691	7,820	7,820	7,820	7,820	8,117	8,117	8,117
		138,407	95,032	95,032	95,032	95,032	56,273	56,273	56,273
Internal Support		138,407	95,032	95,032	95,032	95,032	56,273	56,273	56,273
Transfers/Other Sources (Uses)									
Transfers Out									
788001	Transfers Out	1,000	-	-	-	-	-	-	-
		1,000	-	-	-	-	-	-	-
Transfers/Other Sources (Uses)		1,000	-	-	-	-	-	-	-
Grand Total Expenditures		18,371,238	16,517,874	16,517,874	16,517,874	16,517,874	16,612,858	16,622,103	16,627,758

Fund:	FND11005 Law Enforcement Grants	OAKLAND COUNTY, MICHIGAN						
		FY2024 AND FY2025 AND FY2026 County Executive Recommended Version						

Account Number/Description	FY2022 Actual	FY 2023		FY 2024 Amended Plan	FY 2025 Amended Plan	FY 2024 County Exec. Recommended	FY 2025 County Exec. Recommended	FY 2026 County Exec. Recommended
		Adopted Budget	Amended Budget					

Revenues

<u>Revenue</u>									
Federal Grants									
610313	Federal Operating Grants	890,069	783,337	2,304,414	2,072,665	1,248,158	2,763,142	1,938,635	1,938,635
		890,069	783,337	2,304,414	2,072,665	1,248,158	2,763,142	1,938,635	1,938,635
State Grants									
615571	State Operating Grants	1,411,393	2,238,803	5,025,793	2,238,803	2,238,803	1,804,883	1,804,883	1,804,883
		1,411,393	2,238,803	5,025,793	2,238,803	2,238,803	1,804,883	1,804,883	1,804,883
Intergovernmental Program Reimbursement									
625210	CRP	1,914,409	2,368,735	2,368,735	2,368,735	2,368,735	2,368,735	2,368,735	2,368,735
		1,914,409	2,368,735	2,368,735	2,368,735	2,368,735	2,368,735	2,368,735	2,368,735
Charges for Services									
630560	DNA Testing Fees	782	-	-	-	-	-	-	-
631253	Miscellaneous Revenue	-	-	553,205	-	-	-	-	-
		782	-	553,205	-	-	-	-	-
Other Revenues									
670057	Adjustment Prior Years Revenue	75,226	-	-	-	-	-	-	-
670456	Prior Years Adjustments	31,090	-	-	-	-	-	-	-
		106,316	-	-	-	-	-	-	-
Revenue		4,322,969	5,390,875	10,252,147	6,680,203	5,855,696	6,936,760	6,112,253	6,112,253
Other Financing Sources									
Transfers In									
695500	Transfers In	1,737,135	2,219,008	3,327,010	2,219,008	2,219,008	2,328,383	2,328,383	2,328,383
		1,737,135	2,219,008	3,327,010	2,219,008	2,219,008	2,328,383	2,328,383	2,328,383
Other Financing Sources		1,737,135	2,219,008	3,327,010	2,219,008	2,219,008	2,328,383	2,328,383	2,328,383
Grand Total Revenues		6,060,104	7,609,883	13,579,157	8,899,211	8,074,704	9,265,143	8,440,636	8,440,636

Expenditures

<u>Personnel</u>									
Salaries Regular									
702010	Salaries Regular	2,527,844	3,409,113	5,743,432	4,209,036	3,672,903	4,423,042	3,886,909	3,886,909
702030	Holiday	132,402	-	-	-	-	-	-	-
702050	Annual Leave	194,272	-	-	-	-	-	-	-
702073	Parental Leave	10,573	-	-	-	-	-	-	-
702080	Sick Leave	61,098	-	-	-	-	-	-	-
702085	Fitness Leave	3,369	-	-	-	-	-	-	-
702086	Comp Time	5,699	-	-	-	-	-	-	-
702140	Other Miscellaneous Salaries	400	-	-	-	-	-	-	-
702190	Workers Compensation Pay	16,665	-	-	-	-	-	-	-
702200	Death Leave	4,710	-	-	-	-	-	-	-

Fund:		FND11005 Law Enforcement Grants		OAKLAND COUNTY, MICHIGAN					
		FY2024 AND FY2025 AND FY2026 County Executive Recommended Version							
Account Number/Description		FY2022 Actual	FY 2023		FY 2024 Amended Plan	FY 2025 Amended Plan	FY 2024 County Exec. Recommended	FY 2025 County Exec. Recommended	FY 2026 County Exec. Recommended
			Adopted Budget	Amended Budget					
702210	Holiday Leave	8,041	-	-	-	-	-	-	-
702300	Disaster Non-Prod Salaries	24,059	-	-	-	-	-	-	-
712020	Overtime	214,417	245,185	726,595	292,289	293,233	269,807	270,751	270,751
712040	Holiday Overtime	10,346	-	-	-	-	-	-	-
712090	On Call	35	-	-	-	-	-	-	-
		3,213,930	3,654,298	6,470,027	4,501,325	3,966,136	4,692,849	4,157,660	4,157,660
Fringe Benefits									
722740	Fringe Benefits Expense	-	-	526,509	143,047	-	847,993	704,946	704,946
722750	Workers Compensation	27,989	26,763	26,763	26,763	26,763	5,052	5,052	5,052
722760	Group Life	6,365	7,341	7,341	7,341	7,341	3,400	3,400	3,400
722770	Retirement	864,509	910,211	910,211	910,211	910,211	421,874	421,874	421,874
722780	Hospitalization (Personnel)	344,464	437,674	437,674	437,674	437,674	188,310	188,310	188,310
722790	Social Security	241,085	259,484	259,484	259,484	259,484	119,971	119,971	119,971
722800	Dental	38,420	40,868	40,868	40,868	40,868	18,634	18,634	18,634
722810	Disability	45,441	53,269	53,269	53,269	53,269	24,690	24,690	24,690
722820	Unemployment Insurance (Personnel)	3,263	3,448	3,448	3,448	3,448	1,583	1,583	1,583
722850	Optical	3,724	4,142	4,142	4,142	4,142	1,969	1,969	1,969
722900	Fringe Benefit Adjustments	1,008	(2,231)	685,892	292,197	147,701	607,659	463,163	463,163
		1,576,270	1,740,969	2,955,601	2,178,444	1,890,901	2,241,135	1,953,592	1,953,592
Personnel		4,790,200	5,395,267	9,425,628	6,679,769	5,857,037	6,933,984	6,111,252	6,111,252
Operating Expenses									
Contractual Services									
730926	Indirect Costs	192,168	181,726	181,726	181,726	181,726	181,726	181,726	181,726
730982	Interpreter Fees	1,980	15,000	15,000	15,000	15,000	15,000	15,000	15,000
731101	Library Continuations	224	-	-	-	-	-	-	-
730163	Blood Tests	-	5,000	5,000	5,000	5,000	5,000	5,000	5,000
731213	Membership Dues	565	42,855	43,695	42,855	42,855	42,840	42,840	42,840
731241	Miscellaneous	13,614	-	-	-	-	-	-	-
731304	Officers Training	82,611	177,200	372,788	177,200	177,200	159,588	159,588	159,588
731339	Periodicals Books Publ Sub	597	30,000	30,000	30,000	30,000	30,000	30,000	30,000
731346	Personal Mileage	74	30,000	30,000	30,000	30,000	30,000	30,000	30,000
731388	Printing	479	30,000	30,000	30,000	30,000	30,000	30,000	30,000
731458	Professional Services	7,739	37,100	37,100	37,100	37,100	37,100	37,100	37,100
731780	Software Support Maintenance	700	40,746	49,942	40,746	40,746	9,196	9,196	9,196
731941	Training	2,640	30,000	30,000	30,000	30,000	30,000	30,000	30,000
732018	Travel and Conference	10,502	30,000	36,601	34,826	33,051	34,826	33,051	33,051
732020	Travel Employee Taxable Meals	86	29,000	29,000	29,000	29,000	29,000	29,000	29,000
730037	Adj Prior Years Exp	49,748	-	-	-	-	-	-	-
730044	Adj Prior Years Revenue	75,226	-	-	-	-	-	-	-
730303	Clothing Allowance	1,500	5,000	5,000	5,000	5,000	5,000	5,000	5,000
730324	Communications	3,000	3,000	9,000	3,000	3,000	6,000	6,000	6,000
730338	Computer Research Service	5,437	25,000	25,000	25,000	25,000	25,000	25,000	25,000
730373	Contracted Services	333,454	475,789	974,356	475,789	475,789	498,567	498,567	498,567

Fund:		FND11005 Law Enforcement Grants		OAKLAND COUNTY, MICHIGAN					
		FY2024 AND FY2025 AND FY2026 County Executive Recommended Version							
Account Number/Description		FY2022 Actual	FY 2023		FY 2024 Amended Plan	FY 2025 Amended Plan	FY 2024 County Exec. Recommended	FY 2025 County Exec. Recommended	FY 2026 County Exec. Recommended
			Adopted Budget	Amended Budget					
730688	Expert Witness Fee and Mileage	-	296,290	296,290	296,290	296,290	296,290	296,290	296,290
730695	Extradition Expense	2,965	40,000	40,000	40,000	40,000	40,000	40,000	40,000
730800	Grant Match	22,395	-	-	-	-	-	-	-
		807,704	1,523,706	2,240,498	1,528,532	1,526,757	1,505,133	1,503,358	1,503,358
Commodities									
750581	Uniforms	36,722	-	-	-	-	-	-	-
750070	Deputy Supplies	2,633	19,476	32,676	19,476	19,476	13,200	13,200	13,200
750154	Expendable Equipment	14,979	42,600	42,600	42,600	42,600	5,000	5,000	5,000
750170	Other Expendable Equipment	621	7,477	7,477	7,477	7,477	-	-	-
750280	Laboratory Supplies	43,178	40,947	91,731	40,947	40,947	42,269	42,269	42,269
750294	Material and Supplies	-	-	10,360	-	-	-	-	-
750392	Metered Postage Expense	14,533	40,000	40,000	40,000	40,000	40,000	40,000	40,000
750399	Office Supplies	17,398	44,800	49,600	44,800	44,800	44,800	44,800	44,800
		130,063	195,300	274,444	195,300	195,300	145,269	145,269	145,269
Capital Outlay									
760051	Marine Equipment	-	-	79,500	-	-	-	-	-
760126	Capital Outlay Miscellaneous	-	-	58,869	-	-	44,000	44,000	44,000
760157	Equipment	-	-	542,658	-	-	7,000	7,000	7,000
760188	Vehicles	-	-	56,000	-	-	56,000	56,000	56,000
		-	-	737,027	-	-	107,000	107,000	107,000
Operating Expenses		937,767	1,719,006	3,251,969	1,723,832	1,722,057	1,757,402	1,755,627	1,755,627
Internal Support									
Internal Services									
770000	Internal Support Expenditures	457	-	-	-	-	-	-	-
770631	Bldg Space Cost Allocation	150,281	118,000	118,000	118,000	118,000	118,000	118,000	118,000
774636	Info Tech Operations	55,807	101,200	230,503	101,200	101,200	100,000	100,000	100,000
776659	Motor Pool Fuel Charges	48,100	91,250	138,164	91,250	91,250	68,914	68,914	68,914
776661	Motor Pool	121,414	131,750	348,883	131,750	131,750	234,133	234,133	234,133
777560	Radio Communications	1,371	10,110	10,110	10,110	10,110	10,110	10,110	10,110
778675	Telephone Communications	27,196	43,300	55,900	43,300	43,300	42,600	42,600	42,600
		404,626	495,610	901,560	495,610	495,610	573,757	573,757	573,757
Internal Support		404,626	495,610	901,560	495,610	495,610	573,757	573,757	573,757
Grand Total Expenditures		6,132,593	7,609,883	13,579,157	8,899,211	8,074,704	9,265,143	8,440,636	8,440,636

Fund: FND11006 Housing and Community Development Grants	OAKLAND COUNTY, MICHIGAN							
	FY2024 AND FY2025 AND FY2026 County Executive Recommended Budget							

Account Number/Description	FY 2022	FY 2023		FY 2024	FY 2025	FY 2024	FY 2025	FY 2026
	Actual	Adopted Budget	Amended Budget	Amended Plan	Amended Plan	County Exec. Recommended	County Exec. Recommended	County Exec. Recommended

Revenues

Revenue

Federal Grants

610313 Federal Operating Grants	10,351,116	8,678,720	8,438,477	8,444,530	8,444,530	8,444,530	8,444,530	8,444,530
	10,351,116	8,678,720	8,438,477	8,444,530	8,444,530	8,444,530	8,444,530	8,444,530

State Grants

615571 State Operating Grants	15,000	-	18,000	-	-	-	-	-
	15,000	-	18,000	-	-	-	-	-

Charges for Services

631064 Late Penalty	164	-	-	-	-	-	-	-
631585 Principal Pay on Land Contract	50,139	-	-	-	-	-	-	-
631617 Program Income	810,047	2,400,000	2,200,000	2,200,000	2,200,000	2,200,000	2,200,000	2,200,000
631617 Program Income	516,591	-	-	-	-	-	-	-
	1,376,941	2,400,000	2,200,000	2,200,000	2,200,000	2,200,000	2,200,000	2,200,000

Investment Income

655077 Accrued Interest Adjustments	(4,109)	-	-	-	-	-	-	-
655385 Income from Investments	21,660	-	-	-	-	-	-	-
655616 Interest Credited	1,533	-	-	-	-	-	-	-
655847 Interest on Land Contracts	1,490	-	-	-	-	-	-	-
	20,575	-	-	-	-	-	-	-

Other Revenues

670570 Refund Prior Years Expenditure	(31,609)	-	-	-	-	-	-	-
	(31,609)	-	-	-	-	-	-	-

Revenue	11,732,023	11,078,720	10,656,477	10,644,530	10,644,530	10,644,530	10,644,530	10,644,530
----------------	-------------------	-------------------	-------------------	-------------------	-------------------	-------------------	-------------------	-------------------

Other Financing Sources

Transfers In

695500 Transfers In	-	609,538	619,397	619,397	619,397	619,397	619,397	619,397
	-	609,538	619,397	619,397	619,397	619,397	619,397	619,397

Other Financing Sources	-	609,538	619,397	619,397	619,397	619,397	619,397	619,397
Grand Total Revenues	11,732,023	11,688,258	11,275,874	11,263,927	11,263,927	11,263,927	11,263,927	11,263,927

Expenditures

Personnel

Salaries Regular

702010 Salaries Regular	1,407,719	1,607,271	3,773,816	3,757,096	3,757,096	3,757,096	3,757,096	3,757,096
702030 Holiday	78,330	14,509	13,524	13,524	13,524	13,524	13,524	13,524
702050 Annual Leave	97,276	27,356	21,121	21,121	21,121	21,121	21,121	21,121
702073 Parental Leave	6,782	-	-	-	-	-	-	-
702080 Sick Leave	33,128	10,127	5,874	5,874	5,874	5,874	5,874	5,874
702086 Comp Time	674	-	-	-	-	-	-	-
702200 Death Leave	4,884	-	-	-	-	-	-	-

Fund:		OAKLAND COUNTY, MICHIGAN							
		FY2024 AND FY2025 AND FY2026 County Executive Recommended Budget							
Account Number/Description		FY 2022	FY 2023		FY 2024	FY 2025	FY 2024	FY 2025	FY 2026
		Actual	Adopted Budget	Amended Budget	Amended Plan	Amended Plan	County Exec. Recommended	County Exec. Recommended	County Exec. Recommended
702300	Disaster Non-Prod Salaries	6,999	-	-	-	-	-	-	-
712020	Overtime	44,315	5,369	5,369	5,369	5,369	5,369	5,369	5,369
712040	Holiday Overtime	730	-	-	-	-	-	-	-
722740	Fringe Benefits Expense	(1,017)	-	-	-	-	-	-	-
		1,679,818	1,664,632	3,819,704	3,802,984	3,802,984	3,802,984	3,802,984	3,802,984
Fringe Benefits									
722740	Fringe Benefits Expense	-	812,987	732,278	723,147	723,147	723,147	723,147	723,147
722750	Workers Compensation	1,629	1,365	1,078	1,078	1,078	1,078	1,078	1,078
722760	Group Life	3,501	864	666	666	666	666	666	666
722770	Retirement	437,214	72,722	50,491	50,491	50,491	50,491	50,491	50,491
722780	Hospitalization (Personnel)	249,318	85,837	57,869	57,869	57,869	57,869	57,869	57,869
722790	Social Security	126,278	27,067	18,943	18,943	18,943	18,943	18,943	18,943
722800	Dental	27,095	5,754	3,723	3,723	3,723	3,723	3,723	3,723
722810	Disability	24,877	6,184	4,238	4,238	4,238	4,298	4,298	4,297
722820	Unemployment Insurance (Personnel)	1,679	772	571	571	571	571	571	571
722850	Optical	2,567	603	427	427	427	427	427	427
		874,159	1,014,155	870,284	861,153	861,153	861,153	861,214	861,212
Personnel		2,553,977	2,678,787	4,689,988	4,664,137	4,664,137	4,664,137	4,664,197	4,664,197
Operating Expenses									
Contractual Services									
730905	Housing Rehab-Recycled Payback	1,209,791	1,900,000	1,000,000	1,000,000	1,000,000	1,000,000	1,000,000	1,000,000
730142	Beautification-CDBG	-	100,000	100,000	100,000	100,000	100,000	100,000	100,000
731073	Legal Services	94,868	-	-	-	-	-	-	-
731213	Membership Dues	600	600	600	600	600	600	600	600
731227	Minor Home Repair	3,205,846	511,220	230,816	230,816	230,816	230,816	230,816	230,816
731244	Mobile Home Repair	441,040	82,118	82,118	82,118	82,118	82,118	82,118	82,118
731255	Mortgage Services Charges	447,156	-	-	-	-	-	-	-
731269	Natural Gas	18,882	-	-	-	-	-	-	-
731280	Non Res Historic Preservation	167,038	-	-	-	-	-	-	-
731332	Parks-Recreational Facilities	362,685	-	-	-	-	-	-	-
731339	Periodicals Books Publ Sub	-	1,133	1,133	1,133	1,133	1,133	1,133	1,133
731346	Personal Mileage	9,020	17,786	17,786	17,786	17,786	17,786	17,786	17,786
731353	Place of Hope	258,924	-	-	-	-	-	-	-
731374	Lighthouse PATH	53,437	40,000	40,000	40,000	40,000	40,000	40,000	40,000
731388	Printing	1,114	10,046	10,046	10,046	10,046	10,046	10,046	10,046
731465	Program	-	-	2,334,205	2,334,205	2,334,205	2,334,205	2,334,205	2,334,205
731536	Rapid Rehousing	1,025,753	106,530	106,354	106,354	106,354	106,354	106,354	106,354
731591	Register of Deeds	10,290	19,000	19,000	19,000	19,000	19,000	19,000	19,000
731602	Rehab Publicly Owned Res Bldgs	60,541	7,000	7,000	7,000	7,000	7,000	7,000	7,000
731619	Remove Architectural Barriers	1,918,007	266,061	266,061	266,061	266,061	266,061	266,061	266,061
731626	Rent	350,229	-	-	-	-	-	-	-
731675	Common Ground Sanctuary	65,825	-	-	-	-	-	-	-
731696	Senior Centers	1,593,887	271,560	271,560	271,560	271,560	271,560	271,560	271,560
731712	Senior Services	620,963	94,867	94,867	94,867	94,867	94,867	94,867	94,867
731745	Sidewalks	2,339,801	692,613	692,613	692,613	692,613	692,613	692,613	692,613
731780	Software Support Maintenance	-	8,000	8,000	8,000	8,000	8,000	8,000	8,000
731808	South Oakland Shelter	477,847	-	-	-	-	-	-	-
731850	State of Michigan Fees	-	12,021	12,021	12,021	12,021	12,021	12,021	12,021

Fund:	FND11006 Housing and Community Development Grants	OAKLAND COUNTY, MICHIGAN							
		FY2024 AND FY2025 AND FY2026 County Executive Recommended Budget							

Account Number/Description	FY 2022	FY 2023		FY 2024	FY 2025	FY 2024	FY 2025	FY 2026	
	Actual	Adopted Budget	Amended Budget	Amended Plan	Amended Plan	County Exec. Recommended	County Exec. Recommended	County Exec. Recommended	
731906	Testing Services	129	600	600	600	600	600	600	600
731941	Training	1,091	2,704	2,704	2,704	2,704	2,704	2,704	2,704
732011	Transportation Service	334,262	45,674	45,674	45,674	45,674	45,674	45,674	45,674
732018	Travel and Conference	271	17,003	17,003	17,003	17,003	17,003	17,003	17,003
732021	Tree Planting	86,343	-	-	-	-	-	-	-
732102	Water and Sewage Charges	41,115	-	-	-	-	-	-	-
732114	Water Sewer Improvements	6,747	6,747	6,747	6,747	6,747	6,747	6,747	6,747
732145	Welcome Inn Day Center	31,094	-	-	-	-	-	-	-
732165	Workshops and Meeting	-	1,574	1,574	1,574	1,574	1,574	1,574	1,574
732170	Yard Services	1,132,567	178,890	178,890	178,890	178,890	178,890	178,890	178,890
732185	Youth Services	164,723	28,765	28,765	28,765	28,765	28,765	28,765	28,765
730037	Adj Prior Years Exp	(31,609)	-	-	-	-	-	-	-
730072	Advertising	2,049	2,000	2,000	2,000	2,000	2,000	2,000	2,000
730137	Battered and Abused Spouses	702,501	138,501	138,501	138,501	138,501	138,501	138,501	138,501
730254	CHDO Administration	49,545	143,421	-	-	-	-	-	-
730261	CHDO Match	232,619	109,538	-	-	-	-	-	-
730268	CHDO Paybacks	109,741	400,000	-	-	-	-	-	-
730275	CHDO Rehab	6,509	430,263	-	-	-	-	-	-
730283	Child Care Services	56,103	11,500	11,500	11,500	11,500	11,500	11,500	11,500
730310	Code Enforcement	1,745,382	303,974	303,974	303,974	303,974	303,974	303,974	303,974
730345	Clearance and Demolition	2,226,726	-	-	-	-	-	-	-
730373	Contracted Services	224,466	57,961	71,865	85,769	85,769	85,769	85,769	85,769
730440	Data Collection and Evaluation	74,630	24,580	24,580	24,580	24,580	24,580	24,580	24,580
730535	Disabled Services	29,018	8,500	8,500	8,500	8,500	8,500	8,500	8,500
730562	Electrical Service	54,306	-	-	-	-	-	-	-
730564	Emergency Shelter	132,054	132,054	132,054	132,054	132,054	132,054	132,054	132,054
730571	Emergency Services	366,019	39,465	39,465	39,465	39,465	39,465	39,465	39,465
730585	Employee License-Certification	20	-	-	-	-	-	-	-
730733	Fire Station Equipment	47,363	21,096	21,096	21,096	21,096	21,096	21,096	21,096
730842	Haven Expense	34,794	-	-	-	-	-	-	-
730860	Homebuyer Assistance	24,030	12,015	12,015	12,015	12,015	12,015	12,015	12,015
730880	Housekeeping Services	100,000	-	-	-	-	-	-	-
730884	Housing Rehab Match	237,876	500,000	-	-	-	-	-	-
730891	Housing Rehab Special	1,058,503	2,007,892	-	-	-	-	-	-
730898	Housing Rehabilitation	362,095	91,492	91,492	91,492	91,492	91,492	91,492	91,492
		24,376,625	8,856,764	6,433,179	6,447,083	6,447,083	6,447,083	6,447,083	6,447,083
Commodities									
750462	Provisions	-	11,974	11,974	11,974	11,974	11,974	11,974	11,974
750154	Expendable Equipment	-	1,667	1,667	1,667	1,667	1,667	1,667	1,667
750294	Material and Supplies	78	250	250	250	250	250	250	250
750392	Metered Postage Expense	3,695	25,000	25,000	25,000	25,000	25,000	25,000	25,000
750399	Office Supplies	4,712	10,100	10,100	10,100	10,100	10,100	10,100	10,100
		8,485	48,991	48,991	48,991	48,991	48,991	48,991	48,991
Operating Expenses		24,385,110	8,905,755	6,482,170	6,496,074	6,496,074	6,496,074	6,496,074	6,496,074
Internal Support									
Internal Services									
770631	Bldg Space Cost Allocation	49,815	39,765	39,765	39,765	39,765	39,765	39,765	39,765
773630	Info Tech Development	7,073	2,516	2,516	2,516	2,516	2,516	2,516	2,516

Fund: FND11006 Housing and Community Development Grants		OAKLAND COUNTY, MICHIGAN							
		FY2024 AND FY2025 AND FY2026 County Executive Recommended Budget							
		FY 2022	FY 2023		FY 2024	FY 2025	FY 2024	FY 2025	FY 2026
Account Number/Description		Actual	Adopted Budget	Amended Budget	Amended Plan	Amended Plan	County Exec. Recommended	County Exec. Recommended	County Exec. Recommended
774636	Info Tech Operations	100,637	35,816	35,816	35,816	35,816	35,816	35,816	35,816
774637	Info Tech Managed Print Svcs	3,844	7,905	7,905	7,905	7,905	7,905	7,905	7,905
774677	Insurance Fund	5,695	4,747	4,747	4,747	4,747	4,747	4,747	4,747
775754	Maintenance Department Charges	3,937	1,107	1,107	1,107	1,107	1,107	1,107	1,107
778675	Telephone Communications	22,965	11,860	11,860	11,860	11,860	11,860	11,800	11,800
		193,965	103,716	103,716	103,716	103,716	103,716	103,656	103,656
Internal Support		193,965	103,716	103,716	103,716	103,716	103,716	103,656	103,656
Grand Total Expenditures		27,133,053	11,688,258	11,275,874	11,263,927	11,263,927	11,263,927	11,263,927	11,263,927

Fund:	FND11007 Human Service Grants	OAKLAND COUNTY, MICHIGAN						
		FY2024 AND FY2025 AND FY2026 County Executive Recommended Budget						

Account Number/Description	FY 2022	FY 2023		FY 2024	FY 2025	FY 2024	FY 2025	FY 2026
	Actual	Adopted Budget	Amended Budget	Amended Plan	Amended Plan	County Exec. Recommended	County Exec. Recommended	County Exec. Recommended

Revenues

Revenue									
Federal Grants									
610313	Federal Operating Grants	10,387,527	14,394,368	14,207,442	16,124,928	16,104,773	16,124,928	16,104,773	16,104,773
		10,387,527	14,394,368	14,207,442	16,124,928	16,104,773	16,124,928	16,104,773	16,104,773
State Grants									
615463	Grant Fees and Collections	113,290	271,965	222,558	222,558	222,558	222,558	222,558	222,558
615571	State Operating Grants	1,690,305	2,155,102	3,096,878	2,279,599	2,279,599	1,365,880	1,365,880	1,365,880
		1,803,596	2,427,067	3,319,436	2,502,157	2,502,157	1,588,438	1,588,438	1,588,438
Charges for Services									
631799	Reimb Contracts	75,803	122,058	122,058	122,058	122,058	-	-	-
631827	Reimb General	4,076	5,000	10,000	-	-	-	-	-
		79,878	127,058	132,058	122,058	122,058	-	-	-
Other Revenues									
670057	Adjustment Prior Years Revenue	164,275	-	-	-	-	-	-	-
670456	Prior Years Adjustments	3,523	-	-	-	-	-	-	-
670513	Prior Years Revenue	481	-	-	-	-	-	-	-
670570	Refund Prior Years Expenditure	377,799	-	-	-	-	-	-	-
		546,078	-	-	-	-	-	-	-
Revenue		12,817,079	16,948,493	17,658,936	18,749,143	18,728,988	17,713,366	17,693,211	17,693,211
Grand Total Revenues		12,817,079	16,948,493	17,658,936	18,749,143	18,728,988	17,713,366	17,693,211	17,693,211

Expenditures

Personnel									
Salaries Regular									
702010	Salaries Regular	3,844,973	7,700,269	4,345,979	6,027,908	6,008,761	5,805,944	5,786,797	5,786,797
702030	Holiday	140,742	-	-	-	-	-	-	-
702050	Annual Leave	146,438	-	-	-	-	-	-	-
702073	Parental Leave	11,253	-	-	-	-	-	-	-
702080	Sick Leave	55,395	-	-	-	-	-	-	-
702086	Comp Time	70	-	-	-	-	-	-	-
702200	Death Leave	3,117	-	-	-	-	-	-	-
702300	Disaster Non-Prod Salaries	5,978	-	-	-	-	-	-	-
712020	Overtime	415,493	-	-	-	-	-	-	-
712040	Holiday Overtime	10,585	-	-	-	-	-	-	-
		4,634,044	7,700,269	4,345,979	6,027,908	6,008,761	5,805,944	5,786,797	5,786,797
Fringe Benefits									
722740	Fringe Benefits Expense	-	1,826,873	2,117,514	2,912,988	2,911,980	2,889,504	2,888,496	2,888,497
722750	Workers Compensation	29,676	-	-	-	-	-	-	-
722760	Group Life	8,431	-	-	-	-	-	-	-

Fund:	FND11007 Human Service Grants	OAKLAND COUNTY, MICHIGAN						
		FY2024 AND FY2025 AND FY2026 County Executive Recommended Budget						

Account Number/Description	FY 2022	FY 2023		FY 2024	FY 2025	FY 2024	FY 2025	FY 2026
	Actual	Adopted Budget	Amended Budget	Amended Plan	Amended Plan	County Exec. Recommended	County Exec. Recommended	County Exec. Recommended
722770 Retirement	1,130,753	-	-	-	-	-	-	-
722780 Hospitalization (Personnel)	631,367	-	-	-	-	-	-	-
722790 Social Security	316,623	-	-	-	-	-	-	-
722800 Dental	63,570	-	-	-	-	-	-	-
722810 Disability	59,646	-	-	-	-	-	-	-
722820 Unemployment Insurance (Personnel)	4,634	-	-	-	-	-	-	-
722850 Optical	6,197	-	-	-	-	-	-	-
	2,250,896	1,826,873	2,117,514	2,912,988	2,911,980	2,889,504	2,888,496	2,888,497
Personnel	6,884,940	9,527,142	6,463,493	8,940,896	8,920,741	8,695,448	8,675,293	8,675,294

Operating Expenses

Contractual Services

730926 Indirect Costs	562,348	734,763	550,476	781,184	781,184	754,453	754,453	754,453
730940 Insurance	-	250	250	250	250	-	-	-
730982 Interpreter Fees	10,023	8,231	25,168	21,916	21,916	16,916	16,916	16,916
731031 Laboratory Fees	20,295	13,236	64,408	4,251	4,251	4,251	4,251	4,251
731059 Laundry and Cleaning	833	850	3,960	4,160	4,160	4,160	4,160	4,160
731115 Licenses and Permits	128	1,242	1,242	1,242	1,242	-	-	-
731269 Natural Gas	1,145	-	-	-	-	-	-	-
731346 Personal Mileage	44,413	39,756	32,001	59,813	59,813	59,813	59,813	59,813
731388 Printing	35,779	32,830	58,332	73,453	73,453	69,953	69,953	69,953
731458 Professional Services	2,282,816	252,800	5,389,061	4,961,007	4,961,007	4,711,007	4,711,007	4,711,007
731626 Rent	48,085	18,889	65,785	265,285	265,285	265,285	265,285	265,285
731780 Software Support Maintenance	6,960	-	6,960	6,960	6,960	6,960	6,960	6,960
731852 Stipends	113	-	-	-	-	-	-	-
731941 Training	8,881	15,226	22,015	19,515	19,515	13,515	13,515	13,515
731997 Transportation of Clients	15,109	4,316	29,849	26,350	26,350	26,350	26,350	26,350
732018 Travel and Conference	15,490	29,777	50,858	37,476	37,476	23,646	23,646	23,646
732102 Water and Sewage Charges	2,481	-	-	-	-	-	-	-
732165 Workshops and Meeting	8,983	9,000	9,050	9,050	9,050	50	50	50
730037 Adj Prior Years Exp	12,069	-	-	-	-	-	-	-
730044 Adj Prior Years Revenue	4,209,011	-	-	-	-	-	-	-
730065 Administrative Overhead	428,934	-	-	-	-	-	-	-
730072 Advertising	84,716	255,597	234,267	207,495	207,495	25,767	25,767	25,767
730324 Communications	2,104	400	400	400	400	-	-	-
730373 Contracted Services	529,588	4,809,742	1,568,592	718,813	718,813	718,813	718,813	718,813
730562 Electrical Service	1,993	-	-	-	-	-	-	-
730646 Equipment Maintenance	22,087	950	482,358	25,350	25,350	25,350	25,350	25,350
730772 Freight and Express	-	100	1,000	1,000	1,000	1,000	1,000	1,000
	8,354,384	6,227,955	8,596,032	7,224,970	7,224,970	6,727,289	6,727,289	6,727,289

Commodities

750448 Postage - Standard Mailing	40	5,788	45	45	45	45	45	45
750462 Provisions	1,199	-	687	-	-	-	-	-
750539 Testing Materials	-	1,475	686	686	686	686	686	686
750567 Training-Educational Supplies	23,740	28,474	41,456	43,857	43,857	43,857	43,857	43,857
750049 Computer Supplies	-	1,250	11,264	11,700	11,700	11,700	11,700	11,700

Fund:		FY2024 AND FY2025 AND FY2026 County Executive Recommended Budget		OAKLAND COUNTY, MICHIGAN					
Fund: FND11007 Human Service Grants									
		FY 2022	FY 2023		FY 2024	FY 2025	FY 2024	FY 2025	FY 2026
Account Number/Description		Actual	Adopted Budget	Amended Budget	Amended Plan	Amended Plan	County Exec. Recommended	County Exec. Recommended	County Exec. Recommended
750077	Disaster Supplies	11,635	-	-	18,000	18,000	18,000	18,000	18,000
750112	Drugs	2,489	-	-	5,000	5,000	5,000	5,000	5,000
750154	Expendable Equipment	-	14,766	95,450	95,450	95,450	81,184	81,184	81,184
750168	FA Proprietary Equipment Exp -CONVERSION ONLY	-	2,860	300,000	50,000	50,000	50,000	50,000	50,000
750245	Incentives	66,725	22,378	56,804	43,304	43,304	43,304	43,304	43,304
750280	Laboratory Supplies	181,927	121,658	161,603	125,848	125,848	5,619	5,619	5,619
750294	Material and Supplies	25,008	191,532	442,997	373,680	373,680	266,135	266,135	266,135
750301	Medical Supplies	54,323	13,247	123,988	54,093	54,093	54,093	54,093	54,093
750392	Metered Postage Expense	46,027	21,085	25,984	28,041	28,041	28,041	28,041	28,041
750399	Office Supplies	20,157	24,384	32,632	34,958	34,958	34,708	34,708	34,708
		433,271	448,897	1,293,596	884,662	884,662	642,372	642,372	642,372
Capital Outlay									
760157	Equipment	-	12,420	13,920	12,420	12,420	-	-	-
760160	Furniture and Fixtures	-	200,000	167,404	311,108	311,108	111,108	111,108	111,108
		-	212,420	181,324	323,528	323,528	111,108	111,108	111,108
Operating Expenses		8,787,654	6,889,272	10,070,952	8,433,160	8,433,160	7,480,769	7,480,769	7,480,769
Internal Support									
Internal Services									
770631	Bldg Space Cost Allocation	142,173	145,149	151,077	151,077	151,077	157,005	157,005	157,005
771639	Drain Equipment	253,526	-	-	-	-	-	-	-
773630	Info Tech Development	-	38,221	38,221	38,221	38,221	-	-	-
774636	Info Tech Operations	248,978	242,059	823,372	834,611	834,611	824,715	824,715	824,715
774637	Info Tech Managed Print Svcs	18,281	26,422	26,700	26,800	26,800	26,800	26,800	26,800
774677	Insurance Fund	15,482	8,794	18,729	18,988	18,988	18,988	18,988	18,988
776659	Motor Pool Fuel Charges	478	-	-	-	-	-	-	-
776661	Motor Pool	1,774	-	1,600	1,600	1,600	1,600	1,600	1,600
778675	Telephone Communications	87,757	71,434	64,792	303,790	303,790	301,990	301,990	301,990
		768,447	532,079	1,124,491	1,375,087	1,375,087	1,331,098	1,331,098	1,331,098
Internal Support		768,447	532,079	1,124,491	1,375,087	1,375,087	1,331,098	1,331,098	1,331,098
Transfers/Other Sources (Uses)									
Tranfers Out									
796500	Budgeted Equity Adjustments	-	-	-	-	-	206,050	206,051	206,050
		-	-	-	-	-	206,050	206,051	206,050
Transfers/Other Sources (Uses)		-	-	-	-	-	206,050	206,051	206,050
Grand Total Expenditures		16,441,042	16,948,493	17,658,936	18,749,143	18,728,988	17,713,365	17,693,211	17,693,211

Fund:	FND11011 Other Grants	OAKLAND COUNTY, MICHIGAN						
		FY2024 AND FY2025 AND FY2026 County Executive Recommended Budget						

Account Number/Description	FY 2022	FY 2023		FY 2024	FY 2025	FY 2024	FY 2025	FY 2026
	Actual	Adopted Budget	Amended Budget	Amended Plan	Amended Plan	County Exec. Recommended	County Exec. Recommended	County Exec. Recommended

Revenues

Revenue									
Federal Grants									
610313	Federal Operating Grants	526,555	1,033,709	1,043,709	218,000	218,000	228,000	228,000	228,000
		526,555	1,033,709	1,043,709	218,000	218,000	228,000	228,000	228,000
State Grants									
615571	State Operating Grants	415,430	355,348	180,879	422,781	422,781	422,781	422,781	422,781
		415,430	355,348	180,879	422,781	422,781	422,781	422,781	422,781
Other Revenues									
670570	Refund Prior Years Expenditure	7,181	-	-	-	-	-	-	-
		7,181	-	-	-	-	-	-	-
Revenue		949,166	1,389,057	1,224,588	640,781	640,781	650,781	650,781	650,781
Grand Total Revenues		949,166	1,389,057	1,224,588	640,781	640,781	650,781	650,781	650,781

Expenditures

Personnel									
Salaries Regular									
702010	Salaries Regular	198,519	460,634	460,634	166,000	166,000	176,000	176,000	175,235
702030	Holiday	10,138	-	-	-	-	-	-	-
702050	Annual Leave	6,837	-	-	-	-	-	-	-
702080	Sick Leave	4,058	-	-	-	-	-	-	-
702200	Death Leave	256	-	-	-	-	-	-	-
702240	Salary Adjustments	6,965	-	-	-	-	-	-	-
712020	Overtime	4,344	-	-	-	-	-	-	-
712040	Holiday Overtime	498	-	-	-	-	-	-	-
		231,616	460,634	460,634	166,000	166,000	176,000	176,000	175,235
Fringe Benefits									
722740	Fringe Benefits Expense	-	218,376	218,376	70,000	70,000	60,000	60,000	60,000
722750	Workers Compensation	2,041	-	-	-	-	-	-	-
722760	Group Life	486	-	-	-	-	-	-	-
722770	Retirement	60,587	-	-	-	-	-	-	-
722780	Hospitalization (Personnel)	21,842	-	-	-	-	-	-	-
722790	Social Security	17,492	-	-	-	-	-	-	-
722800	Dental	2,086	-	-	-	-	-	-	-
722810	Disability	3,145	-	-	-	-	-	-	-
722820	Unemployment Insurance (Personnel)	229	-	-	-	-	-	-	-
722850	Optical	187	-	-	-	-	-	-	-
722900	Fringe Benefit Adjustments	(2,427)	-	-	-	-	-	-	-
		105,668	218,376	218,376	70,000	70,000	60,000	60,000	60,000
Personnel		337,284	679,010	679,010	236,000	236,000	236,000	236,000	235,235

Fund:	FND11011 Other Grants	OAKLAND COUNTY, MICHIGAN						
		FY2024 AND FY2025 AND FY2026 County Executive Recommended Budget						

Account Number/Description	FY 2022	FY 2023		FY 2024	FY 2025	FY 2024	FY 2025	FY 2026
	Actual	Adopted Budget	Amended Budget	Amended Plan	Amended Plan	County Exec. Recommended	County Exec. Recommended	County Exec. Recommended

Operating Expenses

Contractual Services

731346	Personal Mileage	350	-	-	-	-	-	-
731388	Printing	1,565	-	-	-	-	-	-
731458	Professional Services	277,550	206,996	284,429	274,429	274,429	284,429	284,429
731465	Program	21,649	-	-	-	-	-	-
731577	Refund Prior Years Revenue	5,270	-	-	-	-	-	-
731633	Rental Property Maintenance	-	25,000	25,000	25,000	25,000	25,000	25,000
732011	Transportation Service	945	75,000	65,000	75,000	75,000	75,000	75,000
732018	Travel and Conference	8,563	-	-	-	-	-	-
732165	Workshops and Meeting	30,090	-	(35,000)	-	-	-	-
730044	Adj Prior Years Revenue	171,908	-	-	-	-	-	-
730072	Advertising	139,540	27,352	(17,772)	27,352	27,352	27,352	27,352
730324	Communications	-	-	3,222	-	-	-	-
730373	Contracted Services	45,626	-	(80,000)	-	-	-	-
730564	Emergency Shelter	-	-	(75,000)	-	-	-	-
730709	Fees - Per Diems	3,450	3,000	3,000	3,000	3,000	3,000	3,000
730737	Flex Benefit Plan Payments	(10)	-	-	-	-	-	-
731458	Professional Services	(10,100)	-	-	-	-	-	-
		696,396	337,348	172,879	404,781	404,781	414,781	414,781

Commodities

750567	Training-Educational Supplies	2,244	28,000	28,000	-	-	-	-
750049	Computer Supplies	3,496	-	-	-	-	-	-
750170	Other Expendable Equipment	61,048	-	-	-	-	-	-
750245	Incentives	6,737	-	-	-	-	-	-
		73,525	28,000	28,000	-	-	-	-

Capital Outlay

760126	Capital Outlay Miscellaneous	40	339,099	339,099	-	-	-	-
		40	339,099	339,099	-	-	-	-

Operating Expenses

		769,961	704,447	539,978	404,781	404,781	414,781	414,781
--	--	----------------	----------------	----------------	----------------	----------------	----------------	----------------

Internal Support

Internal Services

773630	Info Tech Development	2,929	-	-	-	-	-	-
774636	Info Tech Operations	30,310	5,600	5,600	-	-	-	765
		33,239	5,600	5,600	-	-	-	765

Internal Support

		33,239	5,600	5,600	-	-	-	765
--	--	---------------	--------------	--------------	----------	----------	----------	------------

Fund: FND11011 Other Grants		OAKLAND COUNTY, MICHIGAN							
		FY2024 AND FY2025 AND FY2026 County Executive Recommended Budget							
Account Number/Description		FY 2022	FY 2023		FY 2024	FY 2025	FY 2024	FY 2025	FY 2026
		Actual	Adopted Budget	Amended Budget	Amended Plan	Amended Plan	County Exec. Recommended	County Exec. Recommended	County Exec. Recommended
Transfers/Other Sources (Uses)									
Tranfers Out									
788001	Transfers Out	30,000	-	-	-	-	-	-	-
		30,000	-	-	-	-	-	-	-
		30,000	-	-	-	-	-	-	-
Grand Total Expenditures		1,170,484	1,389,057	1,224,588	640,781	640,781	650,781	650,781	650,781

Fund: FND21285 ARP Local Fiscal Recovery Fund		OAKLAND COUNTY, MICHIGAN							
		FY2024 AND FY2025 AND FY2026 County Executive Recommended Version							
Account Number/Description		FY2022 Actual	FY 2023		FY 2024 Amended Plan	FY 2025 Amended Plan	FY 2024 County Exec. Recommended	FY 2025 County Exec. Recommended	FY 2026 County Exec. Recommended
			Adopted Budget	Amended Budget					
Revenues									
Federal Grants									
610313	Federal Operating Grants	25,366,955	7,067,782	32,629,021	5,222,163	-	5,325,874	142,401	-
		25,366,955	7,067,782	32,629,021	5,222,163	-	5,325,874	142,401	-
Investment Income									
655077	Accrued Interest Adjustments	107,233	-	-	-	-	-	-	-
655385	Income from Investments	660,268	-	-	-	-	-	-	-
655462	Increase Market Value Investment	(228,589)	-	-	-	-	-	-	-
		538,913	-	-	-	-	-	-	-
Grand Total Revenues		25,905,868	7,067,782	32,629,021	5,222,163	-	5,325,874	142,401	-
Expenditures									
Personnel									
Salaries Regular									
702010	Salaries Regular	164,046	341,933	597,304	736,008	-	806,834	91,133	-
702030	Holiday	9,465	-	-	-	-	-	-	-
702050	Annual Leave	1,489	-	-	-	-	-	-	-
702080	Sick Leave	2,438	-	-	-	-	-	-	-
712020	Overtime	3,300	-	-	-	-	-	-	-
712040	Holiday Overtime	229	-	-	-	-	-	-	-
712090	On Call	3,713	-	-	-	-	-	-	-
		184,679	341,933	597,304	736,008	-	806,834	91,133	-
Fringe Benefits									
722750	Workers Compensation	938	1,360	1,360	1,360	-	3,049	657	-
722760	Group Life	360	742	742	742	-	895	194	-
722770	Retirement	47,739	89,458	89,458	89,458	-	83,944	18,064	-
722780	Hospitalization (Personnel)	24,212	67,226	67,226	67,226	-	76,120	15,224	-
722790	Social Security	13,861	26,158	26,158	26,158	-	26,492	5,701	-
722800	Dental	2,585	5,719	5,719	5,719	-	3,570	716	-
722810	Disability	1,473	5,396	5,396	5,396	-	5,195	1,117	-
722820	Unemployment Insurance (Personnel)	183	342	342	342	-	209	45	-
722850	Optical	258	648	648	648	-	175	36	-
722900	Fringe Benefit Adjustments	-	-	171,103	273,666	-	38,054	9,514	-
731346	Personal Mileage	998	-	-	-	-	-	-	-
		92,608	197,049	368,152	470,715	-	237,703	51,268	-
Personnel		277,287	538,982	965,456	1,206,723	-	1,044,537	142,401	-
Operating Expenses									
Contractual Services									
731059	Laundry and Cleaning	45,273	-	-	-	-	-	-	-
731150	Maintenance Contract	513,360	-	(213,930)	(513,360)	-	-	-	-
731304	Officers Training	-	-	514	-	-	-	-	-
731346	Personal Mileage	102	-	-	-	-	-	-	-
731458	Professional Services	850,947	-	-	-	-	-	-	-
731598	Regranting Program	9,759,324	-	-	-	-	-	-	-
731780	Software Support Maintenance	16,781	-	-	-	-	-	-	-
731822	Special Projects	2,425,000	-	-	-	-	-	-	-
731836	Sponsorship	50,000	-	-	-	-	-	-	-

Fund: FND21285 ARP Local Fiscal Recovery Fund		OAKLAND COUNTY, MICHIGAN							
		FY2024 AND FY2025 AND FY2026 County Executive Recommended Version							
Account Number/Description		FY2022 Actual	FY 2023		FY 2024 Amended Plan	FY 2025 Amended Plan	FY 2024 County Exec. Recommended	FY 2025 County Exec. Recommended	FY 2026 County Exec. Recommended
			Adopted Budget	Amended Budget					
731885	Supportive Services	1,862,372	-	-	-	-	-	-	-
730283	Child Care Services	94,054	-	-	-	-	-	-	-
730373	Contracted Services	2,823,512	-	-	-	-	-	-	-
730789	General Program Administration	-	-	8,200,000	-	-	-	-	-
		18,440,724	-	7,986,584	(513,360)	-	-	-	-
Commodities									
750581	Uniforms	-	-	350	-	-	-	-	-
750056	Culinary Supplies	3,110	-	-	-	-	-	-	-
750070	Deputy Supplies	-	-	750	-	-	-	-	-
750077	Disaster Supplies	(780)	-	-	-	-	-	-	-
750392	Metered Postage Expense	2,726	-	-	-	-	-	-	-
		5,056	-	1,100	-	-	-	-	-
Capital Outlay									
760157	Equipment	46,344	-	-	-	-	-	-	-
		46,344	-	-	-	-	-	-	-
Intergovernmental Expense									
730037	Adj Prior Years Exp	-	-	6,800,000	-	-	-	-	-
		-	-	6,800,000	-	-	-	-	-
Operating Expenses		18,492,125	-	14,787,684	(513,360)	-	-	-	-
Internal Support									
Internal Services									
770000	Internal Support Expenditures	-	6,528,800	6,528,800	4,528,800	-	4,281,337	-	-
772618	Equipment Rental	-	-	3,113	-	-	-	-	-
773535	Info Tech CLEMIS	-	-	191	-	-	-	-	-
773630	Info Tech Development	306,289	-	-	-	-	-	-	-
773637	Info Tech Equipment Rental	-	-	1,094	-	-	-	-	-
774636	Info Tech Operations	1,345,825	-	-	-	-	-	-	-
774677	Insurance Fund	-	-	4,013	-	-	-	-	-
775754	Maintenance Department Charges	125,822	-	-	-	-	-	-	-
776659	Motor Pool Fuel Charges	-	-	4,895	-	-	-	-	-
776661	Motor Pool	-	-	33,390	-	-	-	-	-
778675	Telephone Communications	5,938	-	540	-	-	-	-	-
		1,783,874	6,528,800	6,576,036	4,528,800	-	4,281,337	-	-
Internal Support		1,783,874	6,528,800	6,576,036	4,528,800	-	4,281,337	-	-
Transfers/Other Sources (Uses)									
Transfers Out									
788001	Transfers Out	5,395,628	-	10,299,845	-	-	-	-	-
		5,395,628	-	10,299,845	-	-	-	-	-
Transfers/Other Sources (Uses)		5,395,628	-	10,299,845	-	-	-	-	-
Grand Total Expenditures		25,948,913	7,067,782	32,629,021	5,222,163	-	5,325,874	142,401	-

Fund:	FND21400 Housing Trust Fund	OAKLAND COUNTY, MICHIGAN						
		FY2024 AND FY2025 AND FY2026 County Executive Recommended Budget						

Account Number/Description	FY 2022	FY 2023		FY 2024	FY 2025	FY 2024	FY 2025	FY 2026
	Actual	Adopted Budget	Amended Budget	Amended Plan	Amended Plan	County Exec. Recommended	County Exec. Recommended	County Exec. Recommended

Revenues

Other Financing Sources

<u>Transfers In</u>								
695500	Transfers In	40,000	2,000,000	2,000,000	2,000,000	2,000,000	2,000,000	2,000,000
		40,000	2,000,000	2,000,000	2,000,000	2,000,000	2,000,000	2,000,000
		40,000	2,000,000	2,000,000	2,000,000	2,000,000	2,000,000	2,000,000
Other Financing Sources		40,000	2,000,000	2,000,000	2,000,000	2,000,000	2,000,000	2,000,000
Grand Total Revenues		40,000	2,000,000	2,000,000	2,000,000	2,000,000	2,000,000	2,000,000

Expenditures

<u>Personnel</u>								
<u>Salaries Regular</u>								
702010	Salaries Regular	-	-	33,547	84,206	90,831	51,079	57,977
		-	-	33,547	84,206	90,831	51,079	57,977
<u>Fringe Benefits</u>								
722750	Workers Compensation	-	-	-	-	-	41	44
722760	Group Life	-	-	-	-	-	117	125
722770	Retirement	-	-	-	-	-	14,040	14,823
722780	Hospitalization (Personnel)	-	-	-	-	-	15,224	17,340
722790	Social Security	-	-	-	-	-	3,908	4,168
722800	Dental	-	-	-	-	-	714	717
722810	Disability	-	-	-	-	-	825	880
722820	Unemployment Insurance (Personnel)	-	-	-	-	-	31	33
722850	Optical	-	-	-	-	-	35	37
722900	Fringe Benefit Adjustments	-	-	58,773	76,747	79,098	-	-
		-	-	58,773	76,747	79,098	34,934	38,167
Personnel		-	-	92,320	160,953	169,929	86,013	92,649

Operating Expenses

<u>Contractual Services</u>								
731213	Membership Dues	-	2,500	2,500	2,500	2,500	2,500	2,500
731465	Program	-	1,984,148	1,891,828	1,823,195	1,814,219	1,823,195	1,814,219
731941	Training	-	5,000	5,000	5,000	5,000	5,000	5,000
		-	1,991,648	1,899,328	1,830,695	1,821,719	1,830,695	1,821,719
<u>Commodities</u>								
750399	Office Supplies	-	1,000	1,000	1,000	1,000	1,000	1,000
		-	1,000	1,000	1,000	1,000	1,000	1,000
Operating Expenses		-	1,992,648	1,900,328	1,831,695	1,822,719	1,831,695	1,822,719

Internal Support

Fund:		OAKLAND COUNTY, MICHIGAN							
		FY2024 AND FY2025 AND FY2026 County Executive Recommended Budget							
		FY 2022	FY 2023		FY 2024	FY 2025	FY 2024	FY 2025	FY 2026
Account Number/Description		Actual	Adopted Budget	Amended Budget	Amended Plan	Amended Plan	County Exec. Recommended	County Exec. Recommended	County Exec. Recommended
Internal Services									
774636	Info Tech Operations	-	6,704	6,704	6,704	6,704	6,704	6,704	6,704
778675	Telephone Communications	-	648	648	648	648	673	673	673
		-	7,352	7,352	7,352	7,352	7,377	7,377	7,377
		-	7,352	7,352	7,352	7,352	7,377	7,377	7,377
Internal Support									
Transfers/Other Sources (Uses)									
Transfers Out									
796500	Budgeted Equity Adjustments	-	-	-	-	-	74,915	77,255	70,353
		-	-	-	-	-	74,915	77,255	70,353
		-	-	-	-	-	74,915	77,255	70,353
Transfers/Other Sources (Uses)							74,915	77,255	70,353
Grand Total Expenditures		-	2,000,000	2,000,000	2,000,000	2,000,000	2,000,000	2,000,000	2,000,000

Fund:	FND11012 Judicial Grants	OAKLAND COUNTY, MICHIGAN						
		FY2024 AND FY2025 AND FY2026 County Executive Recommended Budget						

Account Number/Description	FY 2022	FY 2023		FY 2024	FY 2025	FY 2024	FY 2025	FY 2026
	Actual	Adopted Budget	Amended Budget	Amended Plan	Amended Plan	County Exec. Recommended	County Exec. Recommended	County Exec. Recommended

Revenues

Revenue									
State Grants									
615571	State Operating Grants	638,260	1,401,118	2,084,316	1,401,118	1,401,118	1,383,666	1,383,666	1,383,666
		638,260	1,401,118	2,084,316	1,401,118	1,401,118	1,383,666	1,383,666	1,383,666
Revenue		638,260	1,401,118	2,084,316	1,401,118	1,401,118	1,383,666	1,383,666	1,383,666
Grand Total Revenues		638,260	1,401,118	2,084,316	1,401,118	1,401,118	1,383,666	1,383,666	1,383,666

Expenditures

Personnel									
Salaries Regular									
702010	Salaries Regular	317,995	490,271	616,845	490,271	490,271	442,064	442,064	442,064
702030	Holiday	17,414	-	-	-	-	-	-	-
702050	Annual Leave	14,746	-	-	-	-	-	-	-
702080	Sick Leave	8,414	-	-	-	-	-	-	-
702120	Jury Duty	119	-	-	-	-	-	-	-
702200	Death Leave	1,640	-	-	-	-	-	-	-
702300	Disaster Non-Prod Salaries	895	-	-	-	-	-	-	-
		361,221	490,271	616,845	490,271	490,271	442,064	442,064	442,064
Fringe Benefits									
722740	Fringe Benefits Expense	2,616	235,749	338,620	235,749	235,749	235,886	235,886	235,886
722750	Workers Compensation	374	-	-	-	-	-	-	-
722760	Group Life	758	-	-	-	-	-	-	-
722770	Retirement	91,962	-	-	-	-	-	-	-
722780	Hospitalization (Personnel)	47,762	-	-	-	-	-	-	-
722790	Social Security	25,787	-	-	-	-	-	-	-
722800	Dental	5,007	-	-	-	-	-	-	-
722810	Disability	4,722	-	-	-	-	-	-	-
722820	Unemployment Insurance (Personnel)	354	-	-	-	-	-	-	-
722850	Optical	459	-	-	-	-	-	-	-
		179,801	235,749	338,620	235,749	235,749	235,886	235,886	235,886
Personnel		541,022	726,020	955,465	726,020	726,020	677,950	677,950	677,950

Operating Expenses

Contractual Services									
730926	Indirect Costs	9,934	-	75,000	-	-	75,000	75,000	75,000
730982	Interpreter Fees	720	28,000	28,000	28,000	28,000	28,000	28,000	28,000
731346	Personal Mileage	1,108	34,000	35,517	34,000	34,000	35,517	35,517	35,517
731416	Priv Institutions Residential	7,763	3,575	-	3,575	3,575	-	-	-
731458	Professional Services	122,298	70,100	344,310	70,100	70,100	92,310	92,310	92,310
731780	Software Support Maintenance	980	-	-	-	-	-	-	-
731818	Special Event Program	1,430	-	75	-	-	75	75	75
731962	Transcript on Appeals	-	32,000	32,000	32,000	32,000	32,000	32,000	32,000

Fund:		OAKLAND COUNTY, MICHIGAN								
		FY2024 AND FY2025 AND FY2026 County Executive Recommended Budget								
		FY 2022	FY 2023		FY 2024	FY 2025	FY 2024	FY 2025	FY 2026	
Account Number/Description		Actual	Adopted Budget	Amended Budget	Amended Plan	Amended Plan	County Exec. Recommended	County Exec. Recommended	County Exec. Recommended	
731997	Transportation of Clients	980	1,320	-	1,320	1,320	-	-	-	
732018	Travel and Conference	3,660	3,965	4,520	3,965	3,965	4,520	4,520	4,520	
732165	Workshops and Meeting	-	300	-	300	300	-	-	-	
730037	Adj Prior Years Exp	(256)	-	-	-	-	-	-	-	
730044	Adj Prior Years Revenue	256	-	-	-	-	-	-	-	
730373	Contracted Services	20,968	50,810	74,018	50,810	50,810	74,018	74,018	74,018	
730450	Defense Atty Fees	12,150	377,000	321,500	377,000	377,000	321,500	321,500	321,500	
730458	Defense Atty Fees Arraignment	440	11,475	11,475	11,475	11,475	-	-	-	
730527	Direct Client Services	835	3,000	3,000	3,000	3,000	3,000	3,000	3,000	
730548	Drug Testing Expense	12,999	16,490	510	16,490	16,490	11,985	11,985	11,985	
		196,266	632,035	929,925	632,035	632,035	677,925	677,925	677,925	
Commodities										
750154	Expendable Equipment	-	-	124,135	-	-	-	-	-	
750245	Incentives	9,759	11,623	7,741	11,623	11,623	7,741	7,741	7,741	
750280	Laboratory Supplies	-	1,440	-	1,440	1,440	-	-	-	
750399	Office Supplies	2,116	30,000	38,050	30,000	30,000	20,050	20,050	20,050	
		11,875	43,063	169,926	43,063	43,063	27,791	27,791	27,791	
Operating Expenses		208,141	675,098	1,099,851	675,098	675,098	705,716	705,716	705,716	
Internal Support										
Internal Services										
774636	Info Tech Operations	-	-	29,000	-	-	-	-	-	
		-	-	29,000	-	-	-	-	-	
Internal Support		-	-	29,000	-	-	-	-	-	
Grand Total Expenditures		749,164	1,401,118	2,084,316	1,401,118	1,401,118	1,383,666	1,383,666	1,383,666	

PROPRIETARY FUNDS

Fund: FND53500 CLEMIS	OAKLAND COUNTY, MICHIGAN
	FY2024 AND FY2025 AND FY2026 County Executive Recommended Budget

Account Number/Description	FY 2022	FY 2023		FY 2024	FY 2025	FY 2024	FY 2025	FY 2026
	Actual	Adopted Budget	Amended Budget	Amended Plan	Amended Plan	County Exec. Recommended	County Exec. Recommended	County Exec. Recommended

Revenues									
Revenue									
Charges for Services									
630004	Access Fees Non Oakland	1,040,891	1,027,551	1,027,551	1,050,499	1,050,499	1,058,000	1,163,800	1,338,370
630005	Access Fees Oakland	334,056	358,524	358,524	366,531	366,531	369,280	406,208	467,139
630262	CLEMIS Citation	222,353	229,763	229,763	229,763	229,763	236,656	260,321	229,370
630263	CLEMIS Crash	714,822	707,692	707,692	707,692	707,692	849,230	874,707	900,949
630267	CLEMIS Parking	955	1,000	1,000	1,000	1,000	1,030	1,133	1,303
630430	Crime Mapping	18,008	18,616	18,616	18,616	18,616	19,174	21,092	24,256
630924	In Car Terminals External	1,877,825	1,872,687	1,872,687	1,872,687	1,872,687	1,928,686	2,121,754	2,440,018
630931	In Car Terminals Internal	315,346	317,302	323,501	324,371	323,277	335,573	368,255	422,181
631127	Maintenance Contracts	520,829	630,740	630,740	630,740	630,740	630,740	630,740	630,740
631372	OC Depts Operations	499,195	499,195	499,195	499,195	499,195	499,195	499,195	499,195
631463	Parts and Accessories	1,910	3,357	3,357	3,357	3,357	3,357	3,357	3,357
631610	Productive Labor	-	200	200	200	200	200	200	200
631687	Rebilled Charges Revenue	498,690	400,000	400,000	400,000	400,000	400,000	400,000	400,000
631827	Reimb General	318,365	310,240	310,240	310,240	310,240	310,240	310,240	310,240
632079	Service Fees	466,980	650,000	650,000	650,000	650,000	650,000	650,000	650,000
631687	Rebilled Charges	(51,700)	-	-	-	-	-	-	-
		6,778,522	7,026,867	7,033,066	7,064,891	7,063,797	7,291,361	7,711,002	8,317,318
Investment Income									
655077	Accrued Interest Adjustments	2,144	-	-	-	-	-	-	-
655385	Income from Investments	32,079	35,000	35,000	35,000	35,000	35,000	35,000	35,000
		34,222	35,000	35,000	35,000	35,000	35,000	35,000	35,000
Planned Use of Balance									
665882	Planned Use Fund Balance	-	3,832,910	3,826,711	4,134,857	4,211,384	4,541,383	4,597,085	3,890,355
		-	3,832,910	3,826,711	4,134,857	4,211,384	4,541,383	4,597,085	3,890,355
Other Revenues									
670627	Sale of Equipment (Trade In)	579	-	-	-	-	-	-	-
		579	-	-	-	-	-	-	-
Revenue		6,813,323	10,894,777	10,894,777	11,234,748	11,310,181	11,867,744	12,343,087	12,242,673
Other Financing Sources									
Transfers In									
695500	Transfers In	1,644,186	1,644,186	1,644,186	1,644,186	1,644,186	1,644,186	1,644,186	1,644,186
		1,644,186	1,644,186	1,644,186	1,644,186	1,644,186	1,644,186	1,644,186	1,644,186
Other Financing Sources		1,644,186	1,644,186	1,644,186	1,644,186	1,644,186	1,644,186	1,644,186	1,644,186
Grand Total Revenues		8,457,509	12,538,963	12,538,963	12,878,934	12,954,367	13,511,930	13,987,273	13,886,859

Fund:	FND53500 CLEMIS	OAKLAND COUNTY, MICHIGAN							
		FY2024 AND FY2025 AND FY2026 County Executive Recommended Budget							
		FY 2022	FY 2023		FY 2024	FY 2025	FY 2024	FY 2025	FY 2026
Account Number/Description		Actual	Adopted Budget	Amended Budget	Amended Plan	Amended Plan	County Exec. Recommended	County Exec. Recommended	County Exec. Recommended

Expenditures									
Personnel									
Salaries Regular									
702010	Salaries Regular	2,191,872	3,030,586	2,987,485	3,075,944	3,136,399	3,065,873	3,181,891	3,279,496
702030	Holiday	126,210	-	-	-	-	-	-	-
702050	Annual Leave	148,276	-	-	-	-	-	-	-
702080	Sick Leave	50,149	-	-	-	-	-	-	-
702200	Death Leave	4,754	-	-	-	-	-	-	-
702300	Disaster Non-Prod Salaries	3,846	-	-	-	-	-	-	-
712020	Overtime	34,972	40,000	40,000	40,000	40,000	40,000	40,000	40,000
712040	Holiday Overtime	2,001	-	-	-	-	-	-	-
712090	On Call	35,767	32,500	32,500	32,500	32,500	32,500	32,500	32,500
		2,597,847	3,103,086	3,059,985	3,148,444	3,208,899	3,138,373	3,254,391	3,351,996
Fringe Benefits									
722740	Fringe Benefits Expense	-	29,289	29,289	29,289	29,289	-	-	-
722750	Workers Compensation	2,437	3,414	3,414	3,414	3,414	2,619	2,715	2,797
722760	Group Life	5,352	6,406	6,406	6,406	6,406	6,984	7,242	7,469
722770	Retirement	628,868	757,953	757,953	757,953	757,953	762,251	789,252	828,771
722780	Hospitalization (Personnel)	261,822	340,414	340,414	340,414	340,414	402,857	458,854	510,245
722790	Social Security	195,607	225,173	225,173	225,173	225,173	237,107	246,065	253,287
722800	Dental	29,022	31,643	31,643	31,643	31,643	26,715	26,849	27,654
722810	Disability	38,482	46,644	46,644	46,644	46,644	49,158	51,013	52,570
722820	Unemployment Insurance (Personnel)	2,599	2,974	2,974	2,974	2,974	1,840	1,909	1,968
722850	Optical	2,596	3,013	3,013	3,013	3,013	794	854	897
722900	Fringe Benefit Adjustments	-	14,784	(18,125)	13,282	34,749	-	-	-
		1,166,785	1,461,707	1,428,798	1,460,205	1,481,672	1,490,326	1,584,752	1,685,657
Personnel		3,764,632	4,564,793	4,488,783	4,608,649	4,690,571	4,628,699	4,839,144	5,037,653

Operating Expenses									
Contractual Services									
730926	Indirect Costs	477,227	477,227	477,227	477,227	477,227	477,227	477,227	477,227
731136	Logos Trademarks Intellect Prp	525	1,050	1,050	1,050	1,050	1,050	1,050	1,050
731213	Membership Dues	1,885	2,000	2,000	2,000	2,000	2,000	2,000	2,000
731241	Miscellaneous	10	-	-	-	-	-	-	-
731339	Periodicals Books Publ Sub	1,200	1,200	1,200	1,200	1,200	1,200	1,200	1,200
731346	Personal Mileage	1,707	3,000	3,000	3,000	3,000	3,000	3,000	3,000
731458	Professional Services	1,518,664	1,217,493	1,217,493	1,217,493	1,217,493	1,217,493	1,217,493	1,217,493
731542	Rebillable Services	529,975	535,402	535,402	535,402	535,402	535,402	535,402	535,402
731773	Software Rental Lease Purchase	276,978	150,000	150,000	150,000	150,000	450,000	714,000	714,000
731780	Software Support Maintenance	1,189,615	1,577,501	1,577,501	1,577,501	1,577,501	1,547,501	1,547,501	1,547,501
731941	Training	3,989	5,500	5,500	5,500	5,500	5,500	5,500	5,500
732018	Travel and Conference	9,824	30,000	30,000	30,000	30,000	30,000	30,000	30,000
732165	Workshops and Meeting	-	1,250	1,250	1,250	1,250	1,250	1,250	1,250
730247	Charge Card Fee	108,630	100,000	100,000	100,000	100,000	100,000	100,000	100,000
730324	Communications	991,341	1,000,000	1,000,000	1,000,000	1,000,000	1,000,000	1,000,000	1,000,000
730646	Equipment Maintenance	-	320,000	320,000	320,000	320,000	320,000	320,000	320,000
730772	Freight and Express	-	250	250	250	250	250	250	250
730786	Garbage and Rubbish Disposal	819	1,000	1,000	1,000	1,000	1,000	1,000	1,000
		5,112,387	5,422,873	5,422,873	5,422,873	5,422,873	5,692,873	5,956,873	5,956,873

Fund: FND53500 CLEMIS		OAKLAND COUNTY, MICHIGAN							
		FY2024 AND FY2025 AND FY2026 County Executive Recommended Budget							
		FY 2022	FY 2023		FY 2024	FY 2025	FY 2024	FY 2025	FY 2026
Account Number/Description		Actual	Adopted Budget	Amended Budget	Amended Plan	Amended Plan	County Exec. Recommended	County Exec. Recommended	County Exec. Recommended
Commodities									
750413	Parts and Accessories	8,433	25,000	25,000	25,000	25,000	25,000	25,000	25,000
750455	Printing Supplies	-	500	500	500	500	500	500	500
750119	Dry Goods and Clothing	-	600	600	600	600	600	600	600
750170	Other Expendable Equipment	4,894	150,000	150,000	150,000	150,000	150,000	150,000	150,000
750392	Metered Postage Expense	5	287	287	287	287	287	287	287
750399	Office Supplies	404	2,500	2,500	2,500	2,500	2,500	2,500	2,500
		13,735	178,887	178,887	178,887	178,887	178,887	178,887	178,887
Depreciation									
760132	Computer Equipment	138,049	-	-	-	-	626,979	617,845	617,845
760140	Computer Software	523,501	-	-	-	-	748,528	748,528	748,528
760157	Equipment	175,704	1,493,564	1,493,564	1,702,235	1,693,619	-	-	-
760171	Radio Equipment	125,503	-	-	-	-	301,206	301,206	-
		962,757	1,493,564	1,493,564	1,702,235	1,693,619	1,676,713	1,667,579	1,366,373
Operating Expenses		6,088,879	7,095,324	7,095,324	7,303,995	7,295,379	7,548,473	7,803,339	7,502,133
Internal Support									
Internal Services									
770631	Bldg Space Cost Allocation	78,460	84,208	84,208	94,448	95,359	94,026	102,871	105,155
773535	Info Tech CLEMIS	14,400	-	-	-	-	-	-	-
773630	Info Tech Development	429,844	566,419	566,419	566,419	566,419	566,419	566,419	566,419
774636	Info Tech Operations	203,953	195,494	195,494	195,494	195,494	546,494	546,494	546,494
774677	Insurance Fund	7,775	3,788	3,788	3,818	3,848	14,646	14,646	14,646
776659	Motor Pool Fuel Charges	1,059	1,189	1,189	1,189	1,189	1,127	1,127	1,127
776661	Motor Pool	6,044	3,052	3,052	3,052	3,052	9,237	9,237	9,237
778675	Telephone Communications	26,753	24,696	24,696	24,696	24,696	25,635	25,635	25,635
		768,289	878,846	878,846	889,116	890,057	1,257,584	1,266,429	1,268,713
Internal Support		768,289	878,846	878,846	889,116	890,057	1,257,584	1,266,429	1,268,713
Transfers/Other Sources (Uses)									
Tranfers Out									
788001	Transfers Out	-	-	76,010	77,174	78,360	77,174	78,360	78,360
		-	-	76,010	77,174	78,360	77,174	78,360	78,360
Transfers/Other Sources (Uses)		-	-	76,010	77,174	78,360	77,174	78,360	78,360
Grand Total Expenditures		10,621,799	12,538,963	12,538,963	12,878,934	12,954,367	13,511,930	13,987,273	13,886,859

Fund: FND56500 County Airports		OAKLAND COUNTY, MICHIGAN							
		FY2024 AND FY2025 AND FY2026 County Executive Recommended Budget							
		FY 2022	FY 2023		FY 2024	FY 2025	FY 2024	FY 2025	FY 2026
Account Number/Description		Actual	Adopted Budget	Amended Budget	Amended Plan	Amended Plan	County Exec. Recommended	County Exec. Recommended	County Exec. Recommended
Revenues									
Revenue									
Charges for Services									
630133	Aviation Gas	1,173,916	1,150,000	1,150,000	1,150,000	1,150,000	1,200,000	1,200,000	1,200,000
630189	Car Rental Concessions	177,811	150,000	150,000	150,000	150,000	150,000	150,000	150,000
631036	Land Lease	1,665,683	1,600,000	1,600,000	1,600,000	1,600,000	2,000,000	2,000,000	2,000,000
631050	Landing Fee Concessions	149,057	125,000	125,000	125,000	125,000	125,000	125,000	125,000
631057	Landing Fees	48,660	60,000	60,000	60,000	60,000	60,000	60,000	60,000
631064	Late Penalty	(114)	1,500	1,500	1,500	1,500	1,500	1,500	1,500
631253	Miscellaneous Revenue	506	-	-	-	-	-	-	-
631456	Parking Fees	10	-	-	-	-	-	-	-
631897	Reimb US Customs Service	294,745	350,000	500,000	500,000	500,000	200,000	200,000	200,000
631925	Rental Facilities	85	-	-	-	-	-	-	-
632226	T Hangar Rental	2,145,677	2,212,375	2,212,375	2,213,500	2,213,500	2,300,000	2,300,000	2,300,000
632282	Tie Down	4,470	3,500	3,500	3,500	3,500	3,500	3,500	3,500
		5,660,507	5,652,375	5,802,375	5,803,500	5,803,500	6,040,000	6,040,000	6,040,000
Investment Income									
655077	Accrued Interest Adjustments	5,971	-	-	-	-	-	-	-
655385	Income from Investments	81,367	150,000	150,000	150,000	150,000	150,000	150,000	150,000
		87,338	150,000	150,000	150,000	150,000	150,000	150,000	150,000
Planned Use of Balance									
665882	Planned Use Fund Balance	-	1,270,934	1,300,934	1,293,110	1,179,042	1,980,146	2,534,233	4,352,045
		-	1,270,934	1,300,934	1,293,110	1,179,042	1,980,146	2,534,233	4,352,045
Other Revenues									
670057	Adjustment Prior Years Revenue	100	-	-	-	-	-	-	-
		100	-	-	-	-	-	-	-
Revenue		5,747,945	7,073,309	7,253,309	7,246,610	7,132,542	8,170,146	8,724,233	10,542,045
Other Financing Sources									
Other									
690191	Capital Contributions - Federal Grants	23,000	-	-	-	-	-	-	-
		23,000	-	-	-	-	-	-	-
Other Financing Sources		23,000	-	-	-	-	-	-	-
Grand Total Revenues		5,770,945	7,073,309	7,253,309	7,246,610	7,132,542	8,170,146	8,724,233	10,542,045

Fund:	FND56500 County Airports	OAKLAND COUNTY, MICHIGAN							
		FY2024 AND FY2025 AND FY2026 County Executive Recommended Budget							

Account Number/Description	FY 2022	FY 2023		FY 2024	FY 2025	FY 2024	FY 2025	FY 2026
	Actual	Adopted Budget	Amended Budget	Amended Plan	Amended Plan	County Exec. Recommended	County Exec. Recommended	County Exec. Recommended

Expenditures

Personnel

Salaries Regular

702010	Salaries Regular	1,155,807	1,385,718	1,385,718	1,439,213	1,475,684	1,726,812	1,787,753	1,843,604
702030	Holiday	59,616	-	-	-	-	-	-	-
702050	Annual Leave	82,174	-	-	-	-	-	-	-
702073	Parental Leave	4,191	-	-	-	-	-	-	-
702080	Sick Leave	33,823	-	-	-	-	-	-	-
702130	Shift Premium	5,925	-	-	-	-	-	-	-
702200	Death Leave	2,308	-	-	-	-	-	-	-
702300	Disaster Non-Prod Salaries	13,483	-	-	-	-	-	-	-
712020	Overtime	142,878	125,000	125,000	125,000	125,000	125,000	125,000	125,000
712040	Holiday Overtime	28,725	40,000	40,000	40,000	40,000	40,000	40,000	40,000
712090	On Call	331	1,000	1,000	1,000	1,000	1,000	1,000	1,000
		1,529,260	1,551,718	1,551,718	1,605,213	1,641,684	1,892,812	1,953,753	2,009,604

Fringe Benefits

722750	Workers Compensation	34,127	26,697	26,697	26,697	26,697	18,179	18,796	19,345
722760	Group Life	2,748	2,766	2,766	2,766	2,766	3,387	3,499	3,604
722770	Retirement	372,069	335,152	335,152	335,152	335,152	431,631	443,798	463,398
722780	Hospitalization (Personnel)	182,636	211,469	211,469	211,469	211,469	273,491	311,506	346,395
722790	Social Security	105,921	99,322	99,322	99,322	99,322	128,631	132,612	136,309
722800	Dental	19,047	18,813	18,813	18,813	18,813	16,198	16,279	16,767
722810	Disability	19,598	20,059	20,059	20,059	20,059	23,798	24,605	25,356
722820	Unemployment Insurance (Personnel)	1,514	1,411	1,411	1,411	1,411	1,016	1,053	1,086
722850	Optical	1,630	1,631	1,631	1,631	1,631	498	535	562
722900	Fringe Benefit Adjustments	-	10,715	10,715	28,649	40,870	-	-	-
		739,290	728,035	728,035	745,969	758,190	896,829	952,683	1,012,823

Personnel		2,268,550	2,279,753	2,279,753	2,351,182	2,399,874	2,789,641	2,906,436	3,022,427
------------------	--	------------------	------------------	------------------	------------------	------------------	------------------	------------------	------------------

Operating Expenses

Contractual Services

730926	Indirect Costs	474,127	411,800	411,800	411,800	411,800	411,800	411,800	411,800
731059	Laundry and Cleaning	4,585	5,000	5,000	5,000	5,000	5,000	5,000	5,000
731115	Licenses and Permits	1,110	2,000	2,000	2,000	2,000	2,000	2,000	2,000
731213	Membership Dues	6,065	2,200	2,200	2,200	2,200	2,200	2,200	2,200
731269	Natural Gas	2,724	-	-	-	-	-	-	-
731334	Paying Agents Fee Contractual	-	800	800	800	800	800	800	800
731339	Periodicals Books Publ Sub	427	1,000	1,000	1,000	1,000	1,000	1,000	1,000
731346	Personal Mileage	1,342	2,000	2,000	2,000	2,000	500	500	500
731458	Professional Services	31,772	10,000	10,000	10,000	10,000	10,000	10,000	10,000
731479	Property Taxes	142	-	-	-	-	-	-	-
731654	Runway and Taxiway Repairs	6,807	40,000	40,000	40,000	40,000	40,000	40,000	40,000
731689	Security Expense	13,202	30,000	30,000	30,000	30,000	60,000	60,000	60,000
731941	Training	195	5,000	5,000	5,000	5,000	10,000	10,000	10,000
732018	Travel and Conference	6,877	6,000	6,000	6,000	6,000	8,000	8,000	8,000
732067	US Customs Services	349,142	270,000	450,000	450,000	450,000	550,000	550,000	550,000

Fund:	FND56500 County Airports	OAKLAND COUNTY, MICHIGAN							
		FY2024 AND FY2025 AND FY2026 County Executive Recommended Budget							

Account Number/Description	FY 2022	FY 2023		FY 2024	FY 2025	FY 2024	FY 2025	FY 2026	
	Actual	Adopted Budget	Amended Budget	Amended Plan	Amended Plan	County Exec. Recommended	County Exec. Recommended	County Exec. Recommended	
732102	Water and Sewage Charges	57,193	56,000	56,000	56,000	56,000	60,000	60,000	60,000
732151	Window Cleaning Service	3,200	5,000	5,000	5,000	5,000	5,000	5,000	5,000
732165	Workshops and Meeting	158	2,000	2,000	2,000	2,000	2,000	2,000	2,000
730037	Adj Prior Years Exp	6,698	-	-	-	-	-	-	-
730072	Advertising	155	2,000	2,000	2,000	2,000	2,000	2,000	2,000
730198	Building Maintenance Charges	54,985	85,000	85,000	85,000	85,000	85,000	85,000	85,000
730240	Cash Shortage	314	-	-	-	-	-	-	-
730247	Charge Card Fee	42,813	40,000	40,000	40,000	40,000	50,000	50,000	50,000
730324	Communications	131	4,000	4,000	4,000	4,000	4,000	4,000	4,000
730373	Contracted Services	932	-	-	-	-	-	-	-
730429	Custodial Services	13,317	15,000	15,000	15,000	15,000	15,000	15,000	15,000
730562	Electrical Service	215,582	210,000	210,000	210,000	210,000	215,000	215,000	215,000
730611	Employees Medical Exams	(370)	800	800	800	800	800	800	800
730646	Equipment Maintenance	109,244	150,000	150,000	150,000	150,000	150,000	150,000	150,000
730653	Equipment Rental Expense	61	-	-	-	-	-	-	-
730772	Freight and Express	3,151	300	300	300	300	300	300	300
730786	Garbage and Rubbish Disposal	4,255	7,000	7,000	7,000	7,000	7,000	7,000	7,000
730814	Grounds Maintenance	350,506	280,000	280,000	280,000	280,000	375,000	375,000	375,000
		1,760,841	1,642,900	1,822,900	1,822,900	1,822,900	2,072,400	2,072,400	2,072,400

Commodities

750448	Postage - Standard Mailing	116	-	-	-	-	-	-	-
750497	Shop Supplies	318	-	-	-	-	-	-	-
750504	Small Tools	2,602	5,000	5,000	5,000	5,000	5,000	5,000	5,000
750511	Special Event Supplies	10,817	5,000	5,000	5,000	5,000	5,000	5,000	5,000
750083	Discounts Taken	(36)	-	-	-	-	-	-	-
750119	Dry Goods and Clothing	8,571	7,000	7,000	7,000	7,000	7,000	7,000	7,000
750133	Electrical Supplies	20,278	30,000	30,000	30,000	30,000	30,000	30,000	30,000
750140	Employee Footwear	1,745	3,500	3,500	3,500	3,500	3,500	3,500	3,500
750196	Firefighting Supplies	7,974	12,000	12,000	12,000	12,000	12,000	30,000	30,000
750210	Gasoline Charges	52,671	80,000	80,000	80,000	80,000	80,000	80,000	80,000
750224	Grounds Supplies	11,415	20,000	20,000	20,000	20,000	20,000	20,000	20,000
750287	Maintenance Supplies	10,646	10,000	10,000	10,000	10,000	10,000	10,000	10,000
750392	Metered Postage Expense	1,781	4,000	4,000	4,000	4,000	1,000	1,000	1,000
750399	Office Supplies	6,563	6,000	6,000	6,000	6,000	6,000	6,000	6,000
		135,463	182,500	182,500	182,500	182,500	179,500	197,500	197,500

Capital Outlay

760113	Building Improvements	-	801,205	801,205	803,831	807,402	-	-	-
760152	Infrastructure	-	218,126	218,126	148,404	135,670	-	-	-
760157	Equipment	-	138,937	138,937	201,406	218,323	-	-	-
760165	Land Improvements	-	1,293,520	1,293,520	1,238,177	1,073,121	-	-	-
760188	Vehicles	-	26,664	26,664	26,291	40,697	-	-	-
		-	2,478,452	2,478,452	2,418,109	2,275,213	-	-	-

Fund: FND56500 County Airports		OAKLAND COUNTY, MICHIGAN							
		FY2024 AND FY2025 AND FY2026 County Executive Recommended Budget							
		FY 2022	FY 2023		FY 2024	FY 2025	FY 2024	FY 2025	FY 2026
Account Number/Description		Actual	Adopted Budget	Amended Budget	Amended Plan	Amended Plan	County Exec. Recommended	County Exec. Recommended	County Exec. Recommended
Depreciation									
760056	Building Acquisitions	-	-	-	-	-	786,801	782,288	765,985
760113	Building Improvements	801,593	-	-	-	-	11,490	15,740	17,240
760152	Infrastructure	217,047	-	-	-	-	-	-	-
760157	Equipment	107,792	-	-	-	-	269,257	292,328	356,501
760165	Land Improvements	1,524,929	-	-	-	-	1,348,526	1,780,355	3,414,031
760188	Vehicles	25,472	-	-	-	-	41,378	53,364	68,364
		2,676,834	-	-	-	-	2,457,452	2,924,075	4,622,121
Interest on Debt									
765031	Interest Expense on Debt	95,790	135,000	135,000	114,000	91,125	114,000	91,125	91,125
		95,790	135,000	135,000	114,000	91,125	114,000	91,125	91,125
Paying Agent Fees									
766043	Paying Agent Fees	197	-	-	-	-	-	-	-
		197	-	-	-	-	-	-	-
Operating Expenses		4,669,124	4,438,852	4,618,852	4,537,509	4,371,738	4,823,352	5,285,100	6,983,146
Internal Support									
Internal Services									
770000	Internal Support Expenditures	1,980	-	-	-	-	-	-	-
771639	Drain Equipment	4,509	2,000	2,000	2,000	2,000	2,000	2,000	2,000
773630	Info Tech Development	51,023	7,000	7,000	7,000	7,000	7,000	7,000	7,000
774636	Info Tech Operations	60,423	65,731	65,731	65,731	65,731	75,531	75,531	75,531
774637	Info Tech Managed Print Svcs	2,867	3,512	3,512	3,512	3,512	3,512	3,512	3,512
774677	Insurance Fund	215,336	231,788	231,788	235,003	238,014	398,366	398,910	402,685
775754	Maintenance Department Charges	1,134	2,000	2,000	2,000	2,000	2,000	2,000	2,000
776659	Motor Pool Fuel Charges	-	-	-	-	-	130	130	130
776661	Motor Pool	6,639	7,431	7,431	7,431	7,431	7,550	7,550	7,550
777560	Radio Communications	6,181	13,618	13,618	13,618	13,618	13,618	13,618	13,618
778675	Telephone Communications	22,276	21,624	21,624	21,624	21,624	22,446	22,446	22,446
		372,368	354,704	354,704	357,919	360,930	532,153	532,697	536,472
Internal Support		372,368	354,704	354,704	357,919	360,930	532,153	532,697	536,472
Transfers/Other Sources (Uses)									
Tranfers Out									
788001	Transfers Out	-	-	-	-	-	25,000	-	-
		-	-	-	-	-	25,000	-	-
Transfers/Other Sources (Uses)		-	-	-	-	-	25,000	-	-
Grand Total Expenditures		7,310,042	7,073,309	7,253,309	7,246,610	7,132,542	8,170,146	8,724,233	10,542,045

Fund:	FND51600 Delinquent Tax Revolving	OAKLAND COUNTY, MICHIGAN							
		FY2024 AND FY2025 AND FY2026 County Executive Recommended Budget							

Account Number/Description	FY2022 Actual	FY 2023		FY 2024 Amended Plan	FY 2025 Amended Plan	FY 2024 County Exec. Recommended	FY 2025 County Exec. Recommended	FY 2026 County Exec. Recommended
		Adopted Budget	Amended Budget					
Revenues								
Revenue								
Charges for Services								
630294	Collection Fees	2,508,457	2,200,000	2,200,000	2,200,000	2,200,000	2,200,000	2,200,000
630994	Interest and Penalty	175,286	150,000	150,000	150,000	150,000	150,000	150,000
631001	Interest on Delinquent Taxes	8,752,273	8,150,000	8,150,000	8,150,000	8,150,000	8,150,000	8,150,000
		11,436,016	10,500,000	10,500,000	10,500,000	10,500,000	10,500,000	10,500,000
Investment Income								
655077	Accrued Interest Adjustments	44,997	-	-	-	-	-	-
655385	Income from Investments	800,819	2,000,000	2,000,000	2,000,000	2,000,000	1,000,000	1,000,000
655462	Increase Market Value Investment	(5,960,900)	-	-	-	-	-	-
		(5,115,085)	2,000,000	2,000,000	2,000,000	2,000,000	1,000,000	1,000,000
Planned Use of Balance								
665882	Planned Use Fund Balance	-	1,147,627	1,147,627	1,147,811	1,147,996	1,566,649	1,344,469
		-	1,147,627	1,147,627	1,147,811	1,147,996	1,566,649	1,344,469
Revenue		6,320,931	13,647,627	13,647,627	13,647,811	13,647,996	13,066,649	12,844,469
Other Financing Sources								
Transfers In								
695500	Transfers In	5	-	-	-	-	-	-
		5	-	-	-	-	-	-
Other Financing Sources		5	-	-	-	-	-	-
Grand Total Revenues		6,320,936	13,647,627	13,647,627	13,647,811	13,647,996	13,066,649	12,844,469

Expenditures								
Personnel								
Salaries Regular								
702010	Salaries Regular	121,420	170,647	170,647	170,647	170,647	167,689	174,930
702030	Holiday	7,730	-	-	-	-	-	-
702050	Annual Leave	6,600	-	-	-	-	-	-
702080	Sick Leave	3,655	-	-	-	-	-	-
		139,405	170,647	170,647	170,647	170,647	167,689	174,930
Fringe Benefits								
722750	Workers Compensation	125	188	188	188	188	134	140
722760	Group Life	303	370	370	370	370	384	402
722770	Retirement	34,563	44,173	44,173	44,173	44,173	40,982	43,621
722780	Hospitalization (Personnel)	25,608	33,022	33,022	33,022	33,022	20,687	26,202
722790	Social Security	10,224	13,054	13,054	13,054	13,054	12,828	13,382
722800	Dental	2,788	3,079	3,079	3,079	3,079	2,565	2,655

Fund:	FND51600 Delinquent Tax Revolving	OAKLAND COUNTY, MICHIGAN							
		FY2024 AND FY2025 AND FY2026 County Executive Recommended Budget							

Account Number/Description		FY2022 Actual	FY 2023		FY 2024 Amended Plan	FY 2025 Amended Plan	FY 2024 County Exec. Recommended	FY 2025 County Exec. Recommended	FY 2026 County Exec. Recommended
			Adopted Budget	Amended Budget					
722810	Disability	2,199	2,692	2,692	2,692	2,692	2,708	2,772	2,824
722820	Unemployment Insurance (Personnel)	139	171	171	171	171	101	103	105
722850	Optical	195	216	216	216	216	60	64	68
		76,146	96,965	96,965	96,965	96,965	80,449	84,678	89,400
Personnel		215,551	267,612	267,612	267,612	267,612	248,138	256,338	264,330
Operating Expenses									
Contractual Services									
730926	Indirect Costs	70,438	94,726	94,726	94,726	94,726	40,934	45,028	49,531
731073	Legal Services	-	25,000	25,000	25,000	25,000	25,000	25,000	25,000
731334	Paying Agents Fee Contractual	-	1,000	1,000	1,000	1,000	1,000	1,000	1,000
731388	Printing	-	900	900	900	900	900	900	900
731451	Prof Svc-Financial Consultant	-	25,000	25,000	25,000	25,000	25,000	25,000	25,000
731458	Professional Services	78,412	100,000	100,000	100,000	100,000	100,000	100,000	100,000
730044	Adj Prior Years Revenue	56,897	-	-	-	-	-	-	-
730065	Administrative Overhead	-	30,000	30,000	30,000	30,000	30,000	30,000	30,000
		205,746	276,626	276,626	276,626	276,626	222,834	226,928	231,431
Interest on Debt									
765031	Interest Expense on Debt	-	1,000,000	1,000,000	1,000,000	1,000,000	1,000,000	1,000,000	1,000,000
		-	1,000,000	1,000,000	1,000,000	1,000,000	1,000,000	1,000,000	1,000,000
Operating Expenses		205,746	1,276,626	1,276,626	1,276,626	1,276,626	1,222,834	1,226,928	1,231,431
Internal Support									
Internal Services									
774636	Info Tech Operations	119,438	119,552	119,552	119,552	119,552	119,552	119,552	119,552
774677	Insurance Fund	21,998	23,487	23,487	23,671	23,856	-	-	-
		141,436	143,039	143,039	143,223	143,408	119,552	119,552	119,552
Internal Support		141,436	143,039	143,039	143,223	143,408	119,552	119,552	119,552
Transfers/Other Sources (Uses)									
Tranfers Out									
788001	Transfers Out	10,107,789	11,960,350	11,960,350	11,960,350	11,960,350	11,476,125	10,974,720	11,229,156
		10,107,789	11,960,350	11,960,350	11,960,350	11,960,350	11,476,125	10,974,720	11,229,156
Transfers/Other Sources (Uses)		10,107,789	11,960,350	11,960,350	11,960,350	11,960,350	11,476,125	10,974,720	11,229,156
Grand Total Expenditures		10,670,522	13,647,627	13,647,627	13,647,811	13,647,996	13,066,649	12,577,538	12,844,469

Fund:	FND51800 Delinqt Personal Prop Tax Adm	OAKLAND COUNTY, MICHIGAN						
		FY2024 AND FY2025 AND FY2026 County Executive Recommended Budget						

Account Number/Description	FY 2022	FY 2023		FY 2024	FY 2025	FY 2024	FY 2025	FY 2026
	Actual	Adopted Budget	Amended Budget	Amended Plan	Amended Plan	County Exec. Recommended	County Exec. Recommended	County Exec. Recommended

Revenues

Revenue		FY 2022	FY 2023	FY 2023	FY 2024	FY 2025	FY 2024	FY 2025	FY 2026
		Actual	Adopted Budget	Amended Budget	Amended Plan	Amended Plan	County Exec. Recommended	County Exec. Recommended	County Exec. Recommended
Charges for Services									
630014	Administration Fees	535,075	506,136	506,136	506,136	506,136	506,136	506,136	506,136
		535,075	506,136	506,136	506,136	506,136	506,136	506,136	506,136
Investment Income									
655077	Accrued Interest Adjustments	1,212	-	-	-	-	-	-	-
655385	Income from Investments	5,144	5,000	5,000	5,000	5,000	5,000	5,000	5,000
		6,356	5,000	5,000	5,000	5,000	5,000	5,000	5,000
Planned Use of Balance									
665882	Planned Use Fund Balance	-	25,152	25,152	25,978	26,061	43,181	59,171	76,124
		-	25,152	25,152	25,978	26,061	43,181	59,171	76,124
Revenue		541,430	536,288	536,288	537,114	537,197	554,317	570,307	587,260
Grand Total Revenues		541,430	536,288	536,288	537,114	537,197	554,317	570,307	587,260

Expenditures

Personnel		FY 2022	FY 2023	FY 2023	FY 2024	FY 2025	FY 2024	FY 2025	FY 2026
		Actual	Adopted Budget	Amended Budget	Amended Plan	Amended Plan	County Exec. Recommended	County Exec. Recommended	County Exec. Recommended
Salaries Regular									
702010	Salaries Regular	95,190	250,856	250,856	250,856	250,856	258,382	263,550	268,820
702030	Holiday	6,054	-	-	-	-	-	-	-
702050	Annual Leave	7,286	-	-	-	-	-	-	-
702080	Sick Leave	2,201	-	-	-	-	-	-	-
702190	Workers Compensation Pay	9,155	-	-	-	-	-	-	-
		119,885	250,856	250,856	250,856	250,856	258,382	263,550	268,820
Fringe Benefits									
722750	Workers Compensation	2,061	2,408	2,408	2,408	2,408	2,687	2,743	2,799
722760	Group Life	237	548	548	548	548	782	802	823
722770	Retirement	32,185	63,576	63,576	63,576	63,576	68,066	70,238	74,274
722780	Hospitalization (Personnel)	15,560	43,261	43,261	43,261	43,261	43,563	50,592	57,042
722790	Social Security	9,024	19,192	19,192	19,192	19,192	23,543	24,242	24,949
722800	Dental	1,404	3,113	3,113	3,113	3,113	2,635	2,648	2,727
722810	Disability	2,171	3,958	3,958	3,958	3,958	5,497	5,644	5,793
722820	Unemployment Insurance (Personnel)	134	250	250	250	250	204	210	215
722850	Optical	160	409	409	409	409	105	113	118
		62,936	136,715	136,715	136,715	136,715	147,081	157,231	168,741
Personnel		182,821	387,571	387,571	387,571	387,571	405,463	420,781	437,561
Operating Expenses									
Contractual Services									
730926	Indirect Costs	64,991	75,023	75,023	75,023	75,023	75,023	75,023	75,023
731115	Licenses and Permits	115	200	200	200	200	200	200	200

Fund: FND51800 Delinqt Personal Prop Tax Adm		OAKLAND COUNTY, MICHIGAN							
		FY2024 AND FY2025 AND FY2026 County Executive Recommended Budget							
		FY 2022	FY 2023		FY 2024	FY 2025	FY 2024	FY 2025	FY 2026
Account Number/Description		Actual	Adopted Budget	Amended Budget	Amended Plan	Amended Plan	County Exec. Recommended	County Exec. Recommended	County Exec. Recommended
731213	Membership Dues	-	100	100	100	100	100	100	100
731388	Printing	2,915	-	-	-	-	-	-	-
731458	Professional Services	19,849	45,366	45,366	45,366	45,366	45,366	45,366	45,366
731773	Software Rental Lease Purchase	-	100	100	100	100	100	100	100
732018	Travel and Conference	-	100	100	100	100	100	100	100
730114	Auction Expense	-	250	250	250	250	250	250	250
		87,870	121,139	121,139	121,139	121,139	121,139	121,139	121,139
Commodities									
750448	Postage - Standard Mailing	2	500	500	500	500	500	500	500
750168	FA Proprietary Equipment Exp -CONVERSION ONLY	-	500	500	500	500	500	500	500
750392	Metered Postage Expense	1,619	5,000	5,000	5,000	5,000	5,000	5,000	5,000
750399	Office Supplies	-	1,000	1,000	1,000	1,000	1,000	1,000	1,000
		1,621	7,000	7,000	7,000	7,000	7,000	7,000	7,000
Operating Expenses		89,491	128,139	128,139	128,139	128,139	128,139	128,139	128,139
Internal Support									
Internal Services									
770631	Bldg Space Cost Allocation	6,876	6,711	6,711	7,527	7,600	7,139	7,811	7,984
774677	Insurance Fund	32,447	1,261	1,261	1,271	1,281	-	-	-
776659	Motor Pool Fuel Charges	1,385	1,306	1,306	1,306	1,306	1,580	1,580	1,580
776661	Motor Pool	7,298	7,901	7,901	7,901	7,901	8,468	8,468	8,468
778675	Telephone Communications	3,290	3,399	3,399	3,399	3,399	3,528	3,528	3,528
		51,296	20,578	20,578	21,404	21,487	20,715	21,387	21,560
Internal Support		51,296	20,578	20,578	21,404	21,487	20,715	21,387	21,560
Grand Total Expenditures		323,608	536,288	536,288	537,114	537,197	554,317	570,307	587,260

Fund: FND53100 Fire Records Management	OAKLAND COUNTY, MICHIGAN
	FY2024 AND FY2025 AND FY2026 County Executive Recommended Budget

Account Number/Description	FY 2022	FY 2023		FY 2024	FY 2025	FY 2024	FY 2025	FY 2026
	Actual	Adopted Budget	Amended Budget	Amended Plan	Amended Plan	County Exec. Recommended	County Exec. Recommended	County Exec. Recommended

Revenues

Revenue									
Charges for Services									
631442	Outside Agencies	168,382	168,204	168,204	171,960	171,960	173,250	190,575	219,161
631460	Participation Fees	172,720	178,091	178,091	182,068	182,068	183,434	201,777	232,044
		341,101	346,295	346,295	354,028	354,028	356,684	392,352	451,205
Investment Income									
655077	Accrued Interest Adjustments	279	-	-	-	-	-	-	-
655385	Income from Investments	3,330	3,000	3,000	3,000	3,000	3,000	3,000	3,000
		3,609	3,000	3,000	3,000	3,000	3,000	3,000	3,000
Planned Use of Balance									
665882	Planned Use Fund Balance	-	253,691	253,691	246,499	56,880	221,896	13,834	(85,744)
		-	253,691	253,691	246,499	56,880	221,896	13,834	(85,744)
Revenue		344,711	602,986	602,986	603,527	413,908	581,580	409,186	368,461
Other Financing Sources									
Transfers In									
695500	Transfers In	505,145	504,611	504,611	515,880	515,880	515,880	515,880	515,880
		505,145	504,611	504,611	515,880	515,880	515,880	515,880	515,880
Other									
Other Financing Sources		505,145	504,611	504,611	515,880	515,880	515,880	515,880	515,880
Grand Total Revenues		849,856	1,107,597	1,107,597	1,119,407	929,788	1,097,460	925,066	884,341

Expenditures

Personnel									
Salaries Regular									
702010	Salaries Regular	199,810	288,235	288,235	296,882	302,820	287,188	301,973	315,726
702030	Holiday	12,125	-	-	-	-	-	-	-
702050	Annual Leave	15,978	-	-	-	-	-	-	-
702080	Sick Leave	5,583	-	-	-	-	-	-	-
702200	Death Leave	663	-	-	-	-	-	-	-
712020	Overtime	2,956	7,000	7,000	7,000	7,000	7,000	7,000	7,000
712090	On Call	4,372	20,000	20,000	20,000	20,000	20,000	20,000	20,000
		241,487	315,235	315,235	323,882	329,820	314,188	328,973	342,726
Fringe Benefits									
722750	Workers Compensation	217	317	317	317	317	230	242	253
722760	Group Life	503	625	625	625	625	658	694	723
722770	Retirement	58,268	73,424	73,424	73,424	73,424	77,080	80,524	85,352
722780	Hospitalization (Personnel)	27,262	35,737	35,737	35,737	35,737	40,815	46,489	51,696
722790	Social Security	18,078	22,050	22,050	22,050	22,050	24,037	25,168	26,220
722800	Dental	3,164	3,581	3,581	3,581	3,581	2,448	2,460	2,534

Fund: FND53100 Fire Records Management		OAKLAND COUNTY, MICHIGAN								
		FY2024 AND FY2025 AND FY2026 County Executive Recommended Budget								
		FY 2022	FY 2023		FY 2024	FY 2025	FY 2024	FY 2025	FY 2026	
Account Number/Description		Actual	Adopted Budget	Amended Budget	Amended Plan	Amended Plan	County Exec. Recommended	County Exec. Recommended	County Exec. Recommended	
722810	Disability	3,240	4,547	4,547	4,547	4,547	4,637	4,876	5,098	
722820	Unemployment Insurance (Personnel)	242	287	287	287	287	172	181	189	
722850	Optical	221	251	251	251	251	65	70	74	
722900	Fringe Benefit Adjustments	-	8,775	8,775	11,855	13,953	-	-	-	
		111,197	149,594	149,594	152,674	154,772	150,143	160,703	172,138	
Personnel		352,684	464,829	464,829	476,556	484,592	464,332	489,677	514,864	
Operating Expenses										
Contractual Services										
730926	Indirect Costs	76,491	85,464	85,464	85,464	85,464	85,464	85,464	85,464	
731346	Personal Mileage	-	1,000	1,000	1,000	1,000	1,000	1,000	1,000	
731458	Professional Services	132,948	170,000	170,000	170,000	170,000	170,000	170,000	170,000	
731780	Software Support Maintenance	950	-	-	-	-	-	-	-	
732018	Travel and Conference	-	4,000	4,000	4,000	4,000	4,000	4,000	4,000	
730646	Equipment Maintenance	-	1,000	1,000	1,000	1,000	1,000	1,000	1,000	
		210,389	261,464	261,464	261,464	261,464	261,464	261,464	261,464	
Commodities										
750154	Expendable Equipment	-	7,000	7,000	7,000	7,000	7,000	7,000	7,000	
		-	7,000	7,000	7,000	7,000	7,000	7,000	7,000	
Depreciation										
760140	Computer Software	263,651	263,651	263,651	263,651	65,912	263,651	65,913	-	
		263,651	263,651	263,651	263,651	65,912	263,651	65,913	-	
Operating Expenses		474,040	532,115	532,115	532,115	334,376	532,115	334,377	268,464	
Internal Support										
Internal Services										
773630	Info Tech Development	113,585	48,315	48,315	48,315	48,315	48,315	48,315	48,315	
774636	Info Tech Operations	52,760	51,204	51,204	51,204	51,204	51,204	51,204	51,204	
774677	Insurance Fund	963	10,593	10,593	10,676	10,760	932	932	932	
778675	Telephone Communications	-	541	541	541	541	562	562	562	
		167,309	110,653	110,653	110,736	110,820	101,013	101,013	101,013	
Internal Support		167,309	110,653	110,653	110,736	110,820	101,013	101,013	101,013	
Grand Total Expenditures		994,032	1,107,597	1,107,597	1,119,407	929,788	1,097,460	925,066	884,341	

Fund: FND50800 Parks and Recreation	OAKLAND COUNTY, MICHIGAN							
	FY2024 AND FY2025 AND FY2026 County Executive Recommended Budget							

Account Number/Description	FY2022 Actual	FY 2023		FY 2024 Amended Plan	FY 2025 Amended Plan	FY 2024 County Exec. Recommended	FY 2025 County Exec. Recommended	FY 2026 County Exec. Recommended
		Adopted Budget	Amended Budget					

Revenues

Revenue

Property Taxes

601208 Delinquent Tax Prior Years	628,712	525,000	525,000	525,000	525,000	525,000	525,000	525,000
601637 Property Tax Levy	21,519,412	23,395,300	23,395,300	24,732,700	25,769,400	24,989,468	26,243,285	27,185,341
	<u>22,148,124</u>	<u>23,920,300</u>	<u>23,920,300</u>	<u>25,257,700</u>	<u>26,294,400</u>	<u>25,514,468</u>	<u>26,768,285</u>	<u>27,710,341</u>

Intergovernmental General Reimbursement

620573 Local Comm Stabilization Share	223,310	300,000	300,000	300,000	300,000	300,000	300,000	300,000
	<u>223,310</u>	<u>300,000</u>	<u>300,000</u>	<u>300,000</u>	<u>300,000</u>	<u>300,000</u>	<u>300,000</u>	<u>300,000</u>

Charges for Services

630084 Antenna Site Management	69,710	68,306	68,306	68,306	68,306	71,000	71,000	71,000
630301 Commission Contracts	55,312	43,500	43,500	43,500	43,500	48,500	48,500	48,500
630308 Commission Food Services	30,665	7,700	7,700	7,700	7,700	92,300	92,300	92,300
630469 Deck Tennis	5,395	4,000	4,000	4,000	4,000	7,000	7,000	7,000
630644 Entrance Fees Gen Admission	1,089,352	2,119,400	2,119,400	2,119,400	2,119,400	2,015,000	2,015,000	2,015,000
630651 Entrance Fees Swimming Class	19,471	13,000	13,000	13,000	13,000	30,800	30,800	30,800
630693 Fees Camping	1,919,264	1,861,000	1,861,000	1,861,000	1,861,000	1,873,000	1,873,000	1,873,000
630700 Fees Day Use	884,253	730,000	730,000	730,000	730,000	715,516	715,516	715,516
630707 Fees Driving Range	113,136	135,000	135,000	135,000	135,000	165,000	165,000	165,000
630847 Greens Fees	3,351,156	3,210,600	3,210,600	3,210,600	3,210,600	3,365,000	3,365,000	3,365,000
631001 Interest on Delinquent Taxes	(573)	(1,000)	(1,000)	(1,000)	(1,000)	(1,000)	(1,000)	(1,000)
631127 Maintenance Contracts	13,607	11,000	11,000	11,000	11,000	13,000	13,000	13,000
631253 Miscellaneous Revenue	25,905	5,515	5,515	5,515	5,515	2,015	2,015	2,015
631743 Refunds Miscellaneous	2,425	6,900	6,900	6,900	6,900	900	900	900
631771 Reimb 3rd Party	1,582	200	200	200	200	100	100	100
631799 Reimb Contracts	289,044	215,410	215,410	215,410	215,410	278,505	278,505	278,505
631911 Rent House	61,897	62,941	62,941	62,941	62,941	63,888	63,888	63,888
631918 Rental Equipment	43,366	61,400	61,400	61,400	61,400	60,100	60,100	60,100
631925 Rental Facilities	654,658	656,450	656,450	656,450	656,450	711,740	711,740	711,740
631932 Rental Golf Carts	1,421,736	1,372,000	1,372,000	1,372,000	1,372,000	1,435,000	1,435,000	1,435,000
631946 Rental Units or Events	138,128	166,050	166,050	166,050	166,050	131,600	131,600	131,600
632037 Sales Retail	749,110	1,087,485	1,087,485	1,087,485	1,087,485	908,200	908,200	908,200
632128 Special and Sanctioned Races	1,785	-	-	-	-	-	-	-
632135 Special Contracts	45,281	91,000	91,000	91,000	91,000	149,500	149,500	149,500
632261 Temporary Licenses	16,325	25,500	25,500	25,500	25,500	23,500	23,500	23,500
632471 Weekly Races	7	-	-	-	-	-	-	-
	<u>11,001,997</u>	<u>11,953,357</u>	<u>11,953,357</u>	<u>11,953,357</u>	<u>11,953,357</u>	<u>12,160,164</u>	<u>12,160,164</u>	<u>12,160,164</u>

Contributions

650104 Contributions Operating	87,000	25,600	25,600	25,600	25,600	25,300	25,300	25,300
650105 Contributions-State Grants	199,000	218,314	362,814	-	-	-	-	-
650305 Sponsorships	8,750	77,000	77,000	77,000	77,000	72,000	72,000	72,000
	<u>294,750</u>	<u>320,914</u>	<u>465,414</u>	<u>102,600</u>	<u>102,600</u>	<u>97,300</u>	<u>97,300</u>	<u>97,300</u>

Fund: FND50800 Parks and Recreation	OAKLAND COUNTY, MICHIGAN
	FY2024 AND FY2025 AND FY2026 County Executive Recommended Budget

Account Number/Description	FY2022 Actual	FY 2023		FY 2024 Amended Plan	FY 2025 Amended Plan	FY 2024 County Exec. Recommended	FY 2025 County Exec. Recommended	FY 2026 County Exec. Recommended
		Adopted Budget	Amended Budget					
Investment Income								
655077 Accrued Interest Adjustments	62,628	15,000	15,000	15,000	15,000	15,000	15,000	15,000
655385 Income from Investments	150,134	175,000	175,000	175,000	175,000	175,000	175,000	175,000
655462 Increase Market Value Investment	(1,213,589)	-	-	-	-	-	-	-
	(1,000,827)	190,000	190,000	190,000	190,000	190,000	190,000	190,000
Other Revenues								
670057 Adjustment Prior Years Revenue	(136)	-	-	-	-	-	-	-
670114 Cash Overages	383	-	-	-	-	-	-	-
670570 Refund Prior Years Expenditure	5,202	-	-	-	-	-	-	-
670627 Sale of Equipment (Trade In)	727	-	-	-	-	-	-	-
670741 Sale of Scrap	347	-	-	-	-	-	-	-
	6,523	-	-	-	-	-	-	-
Gain or Loss on Exchange of Assets								
675354 Gain on Sale of Equipment	4,950	-	-	-	-	-	-	-
	4,950	-	-	-	-	-	-	-
Revenue	32,678,827	36,684,571	36,829,071	37,803,657	38,840,357	38,261,932	39,515,749	40,457,805
Other Financing Sources								
Transfers In								
695500 Transfers In	50,000	-	-	-	-	-	-	-
	50,000	-	-	-	-	-	-	-
Other								
690189 Capital Asset Contributions	267,900	-	-	-	-	-	-	-
690191 Capital Contributions - Federal Grants	-	197,363	197,363	-	-	-	-	-
	267,900	197,363	197,363	-	-	-	-	-
Other Financing Sources	317,900	197,363	197,363	-	-	-	-	-
Grand Total Revenues	32,996,727	36,881,934	37,026,434	37,803,657	38,840,357	38,261,932	39,515,749	40,457,805

Expenditures								
Salaries Regular								
702010 Salaries Regular	9,574,849	13,164,475	13,163,650	13,554,062	13,809,512	13,404,395	13,731,159	14,028,386
702030 Holiday	288,354	-	-	-	-	-	-	-
702050 Annual Leave	331,674	-	-	-	-	-	-	-
702073 Parental Leave	40,902	-	-	-	-	-	-	-
702080 Sick Leave	121,082	-	-	-	-	-	-	-
702110 Per Diem Expense	8,451	9,500	9,500	9,500	9,500	9,500	9,500	9,500
702140 Other Miscellaneous Salaries	115,320	-	-	-	-	250,000	250,000	250,000
702200 Death Leave	6,522	-	-	-	-	-	-	-
702300 Disaster Non-Prod Salaries	19,787	-	-	-	-	-	-	-
712020 Overtime	185,061	185,100	185,100	190,700	194,500	207,400	210,800	210,900
712040 Holiday Overtime	13,460	1,100	1,100	1,100	1,100	1,100	1,100	1,100
712090 On Call	78,426	75,700	75,700	77,800	79,400	77,800	79,400	79,400
	10,783,889	13,435,875	13,435,050	13,833,162	14,094,012	13,950,195	14,281,959	14,579,286

Fund: FND50800 Parks and Recreation	OAKLAND COUNTY, MICHIGAN
	FY2024 AND FY2025 AND FY2026 County Executive Recommended Budget

Account Number/Description	FY2022 Actual	FY 2023		FY 2024 Amended Plan	FY 2025 Amended Plan	FY 2024 County Exec. Recommended	FY 2025 County Exec. Recommended	FY 2026 County Exec. Recommended
		Adopted Budget	Amended Budget					
Fringe Benefits								
722740 Fringe Benefits Expense	-	4,858,821	4,858,821	5,001,391	5,100,291	(340,708)	(538,997)	(741,821)
722750 Workers Compensation	177,281	-	-	-	-	258,952	269,157	278,315
722760 Group Life	12,758	-	-	-	-	17,779	18,520	19,192
722770 Retirement	1,705,000	-	-	-	-	2,344,150	2,429,155	2,557,577
722780 Hospitalization (Personnel)	783,310	-	-	-	-	1,370,581	1,561,092	1,734,097
722790 Social Security	533,961	-	-	-	-	779,387	804,142	833,049
722800 Dental	91,409	-	-	-	-	92,678	93,141	95,935
722810 Disability	87,896	-	-	-	-	124,976	130,220	134,964
722820 Unemployment Insurance (Personnel)	10,663	-	-	-	-	11,944	12,417	12,844
722850 Optical	8,720	-	-	-	-	3,068	3,298	3,463
722900 Fringe Benefit Adjustments	-	-	(8,498)	(8,284)	(5,136)	(8,284)	(5,136)	(5,136)
	3,410,998	4,858,821	4,850,323	4,993,107	5,095,155	4,654,523	4,777,009	4,922,479

Operating Expenses

Contractual Services

730926 Indirect Costs	390,531	923,000	923,000	923,000	923,000	923,000	923,000	923,000
731059 Laundry and Cleaning	16,169	19,993	19,993	19,993	19,993	23,685	23,685	23,685
731073 Legal Services	2,581	-	-	-	-	1,000	1,000	1,000
731115 Licenses and Permits	32,834	36,335	36,335	36,335	36,335	35,890	35,890	35,890
731136 Logos Trademarks Intellect Prp	5,386	5,225	5,225	5,225	5,225	6,300	6,300	6,300
731143 Mail Handling-Postage Svc	266	-	-	-	-	750	750	750
731213 Membership Dues	12,197	21,800	21,800	21,800	21,800	23,700	23,700	23,700
731241 Miscellaneous	14,282	24,700	24,700	24,700	24,700	44,400	44,400	44,400
731269 Natural Gas	144,534	165,650	165,650	165,650	165,650	188,000	188,000	188,000
731339 Periodicals Books Publ Sub	410	1,250	1,250	1,250	1,250	1,450	1,450	1,450
731346 Personal Mileage	6,380	16,600	16,600	16,600	16,600	16,810	16,810	16,810
731388 Printing	36,166	68,050	68,050	68,050	68,050	57,300	57,300	57,300
731500 Public Information	63,629	60,000	60,000	60,000	60,000	62,000	62,000	62,000
731633 Rental Property Maintenance	7,996	12,200	12,200	12,200	12,200	10,700	10,700	10,700
731689 Security Expense	1,245,355	910,176	910,176	912,262	912,262	915,526	915,526	915,526
731780 Software Support Maintenance	17,669	17,790	17,790	17,790	17,790	24,350	24,350	24,350
731818 Special Event Program	80	-	-	-	-	-	-	-
731822 Special Projects	-	250,000	250,000	250,000	250,000	250,000	250,000	250,000
731836 Sponsorship	2,500	8,700	8,700	8,700	8,700	15,000	15,000	15,000
731878 Sublet Repairs Expense	2,145	-	-	-	-	-	-	-
731941 Training	50,490	53,155	53,155	53,155	53,155	74,405	74,405	74,405
732018 Travel and Conference	34,803	59,250	59,250	59,250	59,250	82,500	82,500	82,500
732020 Travel Employee Taxable Meals	290	650	650	650	650	900	900	900
732039 Twp and City Treas Bonds	3,769	3,500	3,500	3,500	3,500	-	-	-
732046 Uncollectable Accts Receivable	15,831	-	-	-	-	-	-	-
732102 Water and Sewage Charges	267,748	272,750	272,750	272,750	272,750	263,250	263,250	263,250
732165 Workshops and Meeting	415	3,100	3,100	3,100	3,100	2,650	2,650	2,650
730037 Adj Prior Years Exp	6,468	-	-	-	-	-	-	-
730072 Advertising	189,566	243,000	243,000	243,000	243,000	243,000	243,000	243,000
730114 Auction Expense	166	100	100	100	100	500	500	500
730121 Bank Charges	3,571	4,000	4,000	4,000	4,000	-	-	-
730198 Building Maintenance Charges	953,218	711,450	711,450	711,450	711,450	810,400	810,400	810,400
730240 Cash Shortage	464	-	-	-	-	-	-	-
730247 Charge Card Fee	230,839	224,950	224,950	224,950	224,950	237,500	237,500	237,500
730373 Contracted Services	152,505	402,600	402,600	402,600	402,600	537,750	537,750	537,750
730429 Custodial Services	24,338	38,500	38,500	38,500	38,500	35,750	35,750	35,750

Fund:		OAKLAND COUNTY, MICHIGAN							
		FY2024 AND FY2025 AND FY2026 County Executive Recommended Budget							
Account Number/Description		FY2022 Actual	FY 2023		FY 2024 Amended Plan	FY 2025 Amended Plan	FY 2024 County Exec. Recommended	FY 2025 County Exec. Recommended	FY 2026 County Exec. Recommended
			Adopted Budget	Amended Budget					
730520	Design Fees	-	100,000	100,000	100,000	100,000	500,000	500,000	500,000
730562	Electrical Service	516,343	544,550	544,550	544,550	544,550	593,300	593,300	593,300
730585	Employee License-Certification	75	-	-	-	-	75	75	75
730611	Employees Medical Exams	1,305	1,095	1,095	1,095	1,095	2,075	2,075	2,075
730646	Equipment Maintenance	588,056	494,600	494,600	494,600	494,600	548,550	548,550	548,550
730653	Equipment Rental Expense	87,861	163,760	163,760	163,760	163,760	56,600	56,600	56,600
730660	Equipment Repair	300	-	-	-	-	-	-	-
730786	Garbage and Rubbish Disposal	49,211	47,600	47,600	47,600	47,600	56,600	56,600	56,600
730789	General Program Administration	(24,959)	1,100,252	1,100,252	1,100,252	1,100,252	1,400,000	1,400,000	1,400,000
730814	Grounds Maintenance	2,339,267	2,065,250	2,065,250	2,065,250	2,065,250	2,518,300	2,518,300	2,518,300
730240	Cash Shortage	1,747	-	-	-	-	-	-	-
		7,494,800	9,075,581	9,075,581	9,077,667	9,077,667	10,563,966	10,563,966	10,563,966
Commodities									
750448	Postage - Standard Mailing	314	-	-	-	-	-	-	-
750476	Recreation Supplies	167,200	201,200	201,200	201,200	201,200	240,200	240,200	240,200
750504	Small Tools	99,351	136,965	136,965	136,965	136,965	162,975	162,975	162,975
750511	Special Event Supplies	84,481	227,050	227,050	227,050	227,050	261,700	261,700	261,700
750581	Uniforms	116,114	80,180	80,180	80,180	80,180	147,531	147,531	147,531
750063	Custodial Supplies	70,154	73,300	73,300	73,300	73,300	79,600	79,600	79,600
750083	Discounts Taken	(179)	-	-	-	-	-	-	-
750140	Employee Footwear	4,751	9,075	9,075	9,075	9,075	14,150	14,150	14,150
750154	Expendable Equipment	648,941	422,000	422,000	422,000	422,000	545,050	545,050	545,050
750287	Maintenance Supplies	3,310	5,050	5,050	5,050	5,050	7,250	7,250	7,250
750385	Merchandise	393,817	475,700	475,700	475,700	475,700	506,500	506,500	506,500
750392	Metered Postage Expense	2,915	4,500	4,500	4,500	4,500	4,000	4,000	4,000
750399	Office Supplies	37,232	46,150	46,150	46,150	46,150	49,400	49,400	49,400
		1,628,401	1,681,170	1,681,170	1,681,170	1,681,170	2,018,356	2,018,356	2,018,356
Depreciation									
760051	Marine Equipment	2,036	-	-	-	-	4,954	4,954	4,954
760056	Building Acquisitions	338,667	-	-	-	-	787,386	782,549	782,431
760113	Building Improvements	623,271	957,850	957,850	957,850	957,850	141,973	141,973	141,973
760132	Computer Equipment	2,990	-	-	-	-	3,754	2,411	2,411
760152	Infrastructure	2,028,825	1,885,320	1,885,320	1,885,320	1,885,320	1,466,557	1,446,095	1,420,070
760156	Office Equipment	974	-	-	-	-	-	-	-
760157	Equipment	369,642	405,230	445,230	405,230	405,230	375,518	299,493	211,893
760158	Mechanic Equipment	1,335	-	-	-	-	3,239	503	-
760171	Radio Equipment	259	-	-	-	-	631	631	631
760188	Vehicles	9,703	9,700	9,700	9,700	9,700	21,664	21,664	21,664
		3,377,703	3,258,100	3,298,100	3,258,100	3,258,100	2,805,677	2,700,274	2,586,027
Intergovernmental Expense									
762011	Transfer to Municipalities	-	250,000	250,000	250,000	250,000	250,000	250,000	250,000
		-	250,000	250,000	250,000	250,000	250,000	250,000	250,000
Operating Expenses		12,500,904	14,264,851	14,304,851	14,266,937	14,266,937	15,637,999	15,532,596	15,418,349

Fund: FND50800 Parks and Recreation		OAKLAND COUNTY, MICHIGAN						
		FY2024 AND FY2025 AND FY2026 County Executive Recommended Budget						
Account Number/Description	FY2022 Actual	FY 2023		FY 2024 Amended Plan	FY 2025 Amended Plan	FY 2024 County Exec. Recommended	FY 2025 County Exec. Recommended	FY 2026 County Exec. Recommended
		Adopted Budget	Amended Budget					
Internal Support								
Internal Services								
771639	Drain Equipment	31,053	20,000	20,000	20,000	20,000	20,000	20,000
773630	Info Tech Development	20,075	35,000	35,000	35,000	35,000	35,000	35,000
774636	Info Tech Operations	587,391	615,110	615,110	615,110	615,110	725,110	725,110
774637	Info Tech Managed Print Svcs	14,410	22,300	22,300	22,300	22,300	22,300	22,300
774677	Insurance Fund	296,410	327,050	327,050	327,050	327,050	327,050	327,050
775754	Maintenance Department Charges	48,381	51,160	51,160	51,160	51,160	51,160	51,160
776659	Motor Pool Fuel Charges	96,856	91,420	91,420	91,420	91,420	91,420	91,420
776661	Motor Pool	363,617	430,528	430,528	430,528	430,528	430,528	430,528
778675	Telephone Communications	136,172	141,184	141,184	141,184	141,184	141,184	141,184
		1,594,366	1,733,752	1,733,752	1,733,752	1,733,752	1,843,752	1,843,752
Internal Support		1,594,366	1,733,752	1,733,752	1,733,752	1,733,752	1,843,752	1,843,752
Transfers/Other Sources (Uses)								
Tranfers Out								
788001	Transfers Out	31,648	75,000	75,000	-	-	250,000	-
796500	Budgeted Equity Adjustments	-	2,513,635	2,627,458	2,976,699	3,650,501	1,925,464	3,080,434
		31,648	2,588,635	2,702,458	2,976,699	3,650,501	2,175,464	3,080,434
		31,648	2,588,635	2,702,458	2,976,699	3,650,501	2,175,464	3,080,434
Transfers/Other Sources (Uses)		31,648	2,588,635	2,702,458	2,976,699	3,650,501	2,175,464	3,080,434
Grand Total Expenditures		28,321,804	36,881,934	37,026,434	37,803,657	38,840,357	38,261,932	39,515,749

Fund:	FND53600 Radio Communications	OAKLAND COUNTY, MICHIGAN							
		FY2024 AND FY2025 AND FY2026 County Executive Recommended Budget							
		FY 2022	FY 2023		FY 2024	FY 2025	FY 2024	FY 2025	FY 2026
Account Number/Description		Actual	Adopted Budget	Amended Budget	Amended Plan	Amended Plan	County Exec. Recommended	County Exec. Recommended	County Exec. Recommended

Revenues									
Revenue									
Charges for Services									
630084	Antenna Site Management	364,228	275,000	275,000	275,000	275,000	275,000	275,000	275,000
630581	E 911 Surcharge	9,220,237	8,915,600	8,915,600	8,915,600	8,915,600	8,915,600	8,915,600	8,915,600
630931	In Car Terminals Internal	-	-	337	757	-	757	-	-
631036	Land Lease	(18,470)	-	-	-	-	-	-	-
631071	Leased Equipment	225,646	250,001	250,001	250,000	250,000	250,000	250,000	250,000
631442	Outside Agencies	60,631	75,000	75,000	75,000	75,000	75,000	75,000	75,000
631463	Parts and Accessories	65,580	221,828	221,828	221,828	221,828	221,828	221,828	221,828
631610	Productive Labor	7,425	20,000	20,000	20,000	20,000	20,000	20,000	20,000
631827	Reimb General	6,699	-	-	-	-	-	-	-
		9,931,976	9,757,429	9,757,766	9,758,185	9,757,428	9,758,185	9,757,428	9,757,428
Investment Income									
655077	Accrued Interest Adjustments	8,543	-	-	-	-	-	-	-
655385	Income from Investments	105,926	100,000	100,000	100,000	100,000	100,000	100,000	100,000
655385	Income from Investments	100,158	-	-	-	-	-	-	-
		214,627	100,000	100,000	100,000	100,000	100,000	100,000	100,000
Planned Use of Balance									
665882	Planned Use Fund Balance	-	1,315,814	1,315,477	1,321,892	4,312,617	1,273,934	1,324,049	1,376,296
		-	1,315,814	1,315,477	1,321,892	4,312,617	1,273,934	1,324,049	1,376,296
Other Revenues									
670456	Prior Years Adjustments	(39,895)	-	-	-	-	-	-	-
670627	Sale of Equipment	150	-	-	-	-	-	-	-
670627	Sale of Equipment (Trade In)	150	-	-	-	-	-	-	-
		(39,596)	-	-	-	-	-	-	-
Revenue		10,107,007	11,173,243	11,173,243	11,180,077	14,170,045	11,132,119	11,181,477	11,233,724
Other Financing Sources									
Transfers In									
695500	Transfers In	24,000	24,000	610,924	85,174	86,360	85,174	86,360	86,360
		24,000	24,000	610,924	85,174	86,360	85,174	86,360	86,360
Other Financing Sources		24,000	24,000	610,924	85,174	86,360	85,174	86,360	86,360
Grand Total Revenues		10,131,007	11,197,243	11,784,167	11,265,251	14,256,405	11,217,293	11,267,837	11,320,084

Fund:	FND53600 Radio Communications	OAKLAND COUNTY, MICHIGAN							
		FY2024 AND FY2025 AND FY2026 County Executive Recommended Budget							
		FY 2022	FY 2023		FY 2024	FY 2025	FY 2024	FY 2025	FY 2026
Account Number/Description		Actual	Adopted Budget	Amended Budget	Amended Plan	Amended Plan	County Exec. Recommended	County Exec. Recommended	County Exec. Recommended

Expenditures									
Personnel									
Salaries Regular									
702010	Salaries Regular	633,635	696,219	739,320	761,069	776,290	794,721	824,702	853,183
702030	Holiday	34,399	-	-	-	-	-	-	-
702050	Annual Leave	37,008	-	-	-	-	-	-	-
702080	Sick Leave	16,903	-	-	-	-	-	-	-
702180	Emergency Salaries	-	20,495	20,495	20,495	20,495	20,495	20,495	20,495
702200	Death Leave	2,041	-	-	-	-	-	-	-
712020	Overtime	13,492	150,000	150,000	150,000	150,000	150,000	150,000	150,000
712040	Holiday Overtime	476	-	-	-	-	-	-	-
712090	On Call	20,470	25,500	25,500	25,500	25,500	25,500	25,500	25,500
		758,425	892,214	935,315	957,064	972,285	990,716	1,020,697	1,049,178
Fringe Benefits									
722750	Workers Compensation	1,069	1,044	1,044	1,044	1,044	2,525	2,662	2,800
722760	Group Life	1,525	1,509	1,509	1,509	1,509	1,820	1,887	1,948
722770	Retirement	192,630	185,374	185,374	185,374	185,374	242,617	249,648	260,704
722780	Hospitalization (Personnel)	97,026	107,910	107,910	107,910	107,910	125,426	142,860	158,861
722790	Social Security	57,670	53,259	53,259	53,259	53,259	73,966	76,260	78,438
722800	Dental	11,106	10,083	10,083	10,083	10,083	7,281	7,318	7,537
722810	Disability	11,813	10,983	10,983	10,983	10,983	12,776	13,260	13,719
722820	Unemployment Insurance (Personnel)	758	695	695	695	695	475	493	510
722850	Optical	934	900	900	900	900	233	250	263
722900	Fringe Benefit Adjustments	-	58,163	91,072	98,788	104,187	4,000	4,000	4,000
		374,531	429,920	462,829	470,545	475,944	471,119	498,637	528,781
Personnel		1,132,956	1,322,134	1,398,144	1,427,609	1,448,229	1,461,835	1,519,334	1,577,960

Operating Expenses									
Contractual Services									
730926	Indirect Costs	142,382	208,080	208,080	208,080	208,080	208,080	208,080	208,080
731059	Laundry and Cleaning	328	700	700	700	700	700	700	700
731213	Membership Dues	-	1,000	1,000	1,000	1,000	1,000	1,000	1,000
731346	Personal Mileage	-	3,500	3,500	3,500	3,500	3,500	3,500	3,500
731388	Printing	300	500	500	500	500	500	500	500
731451	Prof Svc-Financial Consultant	1,500	-	-	-	-	-	-	-
731458	Professional Services	15,114	200,000	630,914	200,000	200,000	200,000	200,000	200,000
731542	Rebillable Services	-	500	500	500	500	500	500	500
731780	Software Support Maintenance	239,949	-	-	-	-	-	-	-
731927	Tower Charges	724,318	727,010	727,010	727,010	727,010	727,010	727,010	727,010
731941	Training	1,200	75,000	75,000	75,000	75,000	75,000	75,000	75,000
732018	Travel and Conference	211	22,500	22,500	22,500	22,500	22,500	22,500	22,500
732165	Workshops and Meeting	-	100	100	100	100	100	100	100
730097	Acct Receivable Offset Refund	(9)	-	-	-	-	-	-	-
730114	Auction Expense	3	-	-	-	-	-	-	-
730324	Communications	657,460	1,200,000	1,200,000	1,200,000	1,200,000	1,200,000	1,200,000	1,200,000
730373	Contracted Services	3,600	3,600	3,600	3,600	3,600	3,600	3,600	3,600
730562	Electrical Service	206,270	148,337	148,337	148,337	148,337	148,337	148,337	148,337
730646	Equipment Maintenance	46,656	39,884	39,884	39,884	39,884	39,884	39,884	39,884
730772	Freight and Express	2,028	3,000	3,000	3,000	3,000	3,000	3,000	3,000
		2,041,309	2,633,711	3,064,625	2,633,711	2,633,711	2,633,711	2,633,711	2,633,711

Fund: FND53600 Radio Communications		OAKLAND COUNTY, MICHIGAN							
		FY2024 AND FY2025 AND FY2026 County Executive Recommended Budget							
		FY 2022	FY 2023		FY 2024	FY 2025	FY 2024	FY 2025	FY 2026
Account Number/Description		Actual	Adopted Budget	Amended Budget	Amended Plan	Amended Plan	County Exec. Recommended	County Exec. Recommended	County Exec. Recommended
Commodities									
750413	Parts and Accessories	236,460	250,000	250,000	250,000	250,000	250,000	250,000	250,000
750497	Shop Supplies	7,158	15,000	15,000	15,000	15,000	15,000	15,000	15,000
750504	Small Tools	451	5,000	5,000	5,000	5,000	5,000	5,000	5,000
750119	Dry Goods and Clothing	752	1,900	1,900	1,900	1,900	1,900	1,900	1,900
750170	Other Expendable Equipment	(2,942)	100,788	100,788	100,788	100,788	100,788	100,788	100,788
750392	Metered Postage Expense	-	126	126	126	126	126	126	126
750399	Office Supplies	1,621	2,500	2,500	2,500	2,500	2,500	2,500	2,500
		243,499	375,314	375,314	375,314	375,314	375,314	375,314	375,314
Depreciation									
760056	Building Acquisitions	11,226	-	-	-	-	11,298	11,298	11,298
760132	Computer Equipment	5,500	-	-	-	-	-	-	-
760157	Equipment	111,292	5,026,733	5,026,733	4,992,107	7,961,559	-	-	-
760171	Radio Equipment	77,153	-	-	-	-	4,963,020	4,952,819	4,945,602
		205,171	5,026,733	5,026,733	4,992,107	7,961,559	4,974,318	4,964,117	4,956,901
Interest on Debt									
765031	Interest Expense on Debt	364,521	378,217	378,217	378,217	378,217	378,217	378,217	378,217
		364,521	378,217	378,217	378,217	378,217	378,217	378,217	378,217
Paying Agent Fees									
766043	Paying Agent Fees	71	-	-	-	-	-	-	-
		71	-	-	-	-	-	-	-
Operating Expenses		2,854,571	8,413,975	8,844,889	8,379,349	11,348,801	8,361,560	8,351,359	8,344,143
Internal Support									
Internal Services									
770631	Bldg Space Cost Allocation	35,482	34,125	34,125	38,275	38,644	34,504	37,749	38,587
773535	Info Tech CLEMIS	452,580	650,000	650,000	650,000	650,000	650,000	650,000	650,000
773630	Info Tech Development	252,395	75,000	75,000	75,000	75,000	75,000	75,000	75,000
774636	Info Tech Operations	256,893	239,074	239,074	239,074	239,074	239,074	239,074	239,074
774637	Info Tech Managed Print Svcs	1,272	2,884	2,884	2,884	2,884	2,884	2,884	2,884
774677	Insurance Fund	50,031	61,781	61,781	62,790	63,503	-	-	-
775754	Maintenance Department Charges	11,397	35,000	35,000	35,000	35,000	35,000	35,000	35,000
776659	Motor Pool Fuel Charges	8,182	7,749	7,749	7,749	7,749	8,217	8,217	8,217
776661	Motor Pool	27,242	29,981	29,981	29,981	29,981	30,480	30,480	30,480
778675	Telephone Communications	38,234	31,540	31,540	31,540	31,540	32,739	32,739	32,739
		1,133,709	1,167,134	1,167,134	1,172,293	1,173,375	1,107,898	1,111,143	1,111,981
Internal Support		1,133,709	1,167,134	1,167,134	1,172,293	1,173,375	1,107,898	1,111,143	1,111,981
Transfers/Other Sources (Uses)									
Tranfers Out									
788001	Transfers Out	286,000	286,000	286,000	286,000	286,000	286,000	286,000	286,000
796500	Budgeted Equity Adjustments	-	8,000	88,000	-	-	-	-	-
		286,000	294,000	374,000	286,000	286,000	286,000	286,000	286,000
Transfers/Other Sources (Uses)		286,000	294,000	374,000	286,000	286,000	286,000	286,000	286,000
Grand Total Expenditures		5,407,236	11,197,243	11,784,167	11,265,251	14,256,405	11,217,293	11,267,837	11,320,084

Department:	Water Resources Commissioner	OAKLAND COUNTY, MICHIGAN						
Fund:	Sewage Disposal Systems	FY2024 AND FY2025 AND FY2026 County Executive Recommended Budget						

Account Number/Description	FY 2022	FY 2023		FY 2024	FY 2025	FY 2024	FY 2025	FY 2026
	Actual	Adopted Budget	Amended Budget	Amended Plan	Amended Plan	County Exec. Recommended	County Exec. Recommended	County Exec. Recommended

Revenues

Revenue									
Special Assessments Revenue									
605160	Interest From Municipalities	78,898	73,621	73,621	68,405	62,788	68,183	62,584	56,825
		78,898	73,621	73,621	68,405	62,788	68,183	62,584	56,825

Charges for Services

630357	Connection Permit Fees	-	500	500	500	500	500	500	500
630462	Debt Service	1,251,797	1,150,000	1,150,000	1,150,000	1,150,000	1,350,000	1,350,000	1,350,000
630546	Disposal Permits	573,233	900,000	900,000	900,000	900,000	750,000	750,000	750,000
630686	Fee Income	1,160	5,000	5,000	5,000	5,000	5,000	5,000	5,000
630805	Forfeiture of Deposits	128	2,000	2,000	2,000	2,000	2,000	2,000	2,000
630966	Inspection Fees	92,872	60,000	60,000	60,000	60,000	100,000	100,000	100,000
631036	Land Lease	8,658	8,000	8,000	8,000	8,000	9,250	9,250	9,250
631115	Litigation Settlements	9,472	30,000	30,000	30,000	30,000	20,000	20,000	20,000
631253	Miscellaneous Revenue	-	1,000	1,000	1,000	1,000	1,000	1,000	1,000
631575	Pollution Control Services	28,536,255	28,200,000	28,200,000	28,200,000	28,200,000	29,000,000	29,000,000	29,000,000
631827	Reimb General	9,000	350,000	350,000	350,000	350,000	350,000	350,000	350,000
632086	Sewage Disposal Services Revenue	120,935,896	120,925,715	120,925,715	121,014,675	121,067,655	122,292,419	122,527,712	122,551,793
		151,418,472	151,632,215	151,632,215	151,721,175	151,774,155	153,880,169	154,115,462	154,139,543

Contributions

650104	Contributions Operating	400,048	-	-	-	-	-	-	-
		400,048	-	-	-	-	-	-	-

Investment Income

655077	Accrued Interest Adjustments	39,298	-	-	-	-	-	-	-
655385	Income from Investments	399,791	1,040,000	1,040,000	1,040,000	1,040,000	650,000	650,000	650,000
655462	Increase Market Value Investment	(1,343,332)	-	-	-	-	-	-	-
		(904,244)	1,040,000	1,040,000	1,040,000	1,040,000	650,000	650,000	650,000

Other Revenues

670570	Refund Prior Years Expenditure	165,713	-	-	-	-	-	-	-
670741	Sale of Scrap	2,422	1,500	1,500	1,500	1,500	1,500	1,500	1,500
		168,135	1,500	1,500	1,500	1,500	1,500	1,500	1,500

Revenue		151,161,309	152,747,336	152,747,336	152,831,080	152,878,443	154,599,852	154,829,546	154,847,868
----------------	--	--------------------	--------------------	--------------------	--------------------	--------------------	--------------------	--------------------	--------------------

Other Financing Sources

Other									
690189	Capital Asset Contributions	614,557	-	-	-	-	-	-	-
		614,557	-	-	-	-	-	-	-

Other Financing Sources		614,557	-	-	-	-	-	-	-
Grand Total Revenues		151,775,866	152,747,336	152,747,336	152,831,080	152,878,443	154,599,852	154,829,546	154,847,868

Department:	Water Resources Commissioner	OAKLAND COUNTY, MICHIGAN							
Fund:	Sewage Disposal Systems	FY2024 AND FY2025 AND FY2026 County Executive Recommended Budget							

Account Number/Description	FY 2022	FY 2023		FY 2024	FY 2025	FY 2024	FY 2025	FY 2026	
	Actual	Adopted Budget	Amended Budget	Amended Plan	Amended Plan	County Exec. Recommended	County Exec. Recommended	County Exec. Recommended	
Expenditures									
Personnel									
Salaries Regular									
702110 Per Diem Expense	87	-	-	-	-	-	-	-	-
	87	-	-	-	-	-	-	-	-
Personnel	87	-	-	-	-	-	-	-	-

Operating Expenses

Contractual Services									
730926 Indirect Costs	509,752	727,000	727,000	727,000	727,000	614,000	614,000	614,000	614,000
730940 Insurance	894,782	550,000	550,000	550,000	550,000	950,000	950,000	950,000	950,000
731038 Land and Easement	9,795	4,000	4,000	4,000	4,000	4,000	4,000	4,000	4,000
731059 Laundry and Cleaning	1,276	8,100	8,100	8,100	8,100	5,500	5,500	5,500	5,500
731073 Legal Services	246,573	500,000	500,000	500,000	500,000	400,000	400,000	400,000	400,000
731115 Licenses and Permits	-	1,000	1,000	1,000	1,000	1,000	1,000	1,000	1,000
731269 Natural Gas	28,680	34,000	34,000	34,000	34,000	34,000	34,000	34,000	34,000
731334 Paying Agents Fee Contractual	1,500	1,000	1,000	1,000	1,000	1,500	1,500	1,500	1,500
731346 Personal Mileage	-	1,100	1,100	1,100	1,100	1,100	1,100	1,100	1,100
731444 Prof Svc-Consultant	-	10,000	10,000	10,000	10,000	10,000	10,000	10,000	10,000
731451 Prof Svc-Financial Consultant	500	500	500	500	500	500	500	500	500
731458 Professional Services	102,594	100,000	100,000	100,000	100,000	100,000	100,000	100,000	100,000
731563 Recording Fees Expense	-	200	200	200	200	200	200	200	200
731724 Sewage Disposal Services Expense	114,273,543	119,393,189	119,393,189	119,393,189	119,393,189	119,393,189	119,393,189	119,393,189	119,393,189
731787 Soil Test Borings	-	10,000	10,000	10,000	10,000	10,000	10,000	10,000	10,000
731850 State of Michigan Fees	6,069	6,500	6,500	6,500	6,500	6,500	6,500	6,500	6,500
732018 Travel and Conference	240	-	-	-	-	-	-	-	-
732102 Water and Sewage Charges	57,118	130,000	130,000	130,000	130,000	100,000	100,000	100,000	100,000
732109 Water Purchases	100,218	85,000	85,000	85,000	85,000	110,000	110,000	110,000	110,000
730037 Adj Prior Years Exp	161,958	-	-	-	-	-	-	-	-
730058 Administration	2,086,948	2,610,000	2,610,000	2,610,000	2,610,000	2,610,000	2,610,000	2,610,000	2,610,000
730065 Administrative Overhead	3,115,687	4,590,000	4,590,000	4,590,000	4,590,000	4,590,000	4,590,000	4,590,000	4,590,000
730289 Claims	7,878	5,000	5,000	5,000	5,000	5,000	5,000	5,000	5,000
730352 Construction	(273,986)	-	-	-	-	-	-	-	-
730373 Contracted Services	5,443,549	6,025,000	6,025,000	6,025,000	6,025,000	6,525,000	6,525,000	6,525,000	6,525,000
730562 Electrical Service	693,448	700,000	700,000	700,000	700,000	750,000	750,000	750,000	750,000
730639 Engineering Services-Other	92,620	70,000	70,000	70,000	70,000	70,000	70,000	70,000	70,000
730653 Equipment Rental Expense	12,600	12,600	12,600	12,600	12,600	12,600	12,600	12,600	12,600
730660 Equipment Repair	2,272	-	-	-	-	-	-	-	-
730772 Freight and Express	(62)	250	250	250	250	250	250	250	250
730779 Fuel Oil	-	1,000	1,000	1,000	1,000	1,000	1,000	1,000	1,000
730786 Garbage and Rubbish Disposal	3,456	4,300	4,300	4,300	4,300	4,300	4,300	4,300	4,300
730807 Grant Match Local	(19,967)	-	-	-	-	-	-	-	-
730814 Grounds Maintenance	34,000	36,000	36,000	36,000	36,000	36,000	36,000	36,000	36,000
	127,593,041	135,615,739	135,615,739	135,615,739	135,615,739	136,345,639	136,345,639	136,345,639	136,345,639

Commodities									
750504 Small Tools	8,333	10,100	10,100	10,100	10,100	10,100	10,100	10,100	10,100
750581 Uniforms	6,278	6,500	6,500	6,500	6,500	6,500	6,500	6,500	6,500
730065 Administrative Overhead	(286)	-	-	-	-	-	-	-	-
750028 Chlorination Supplies	99,483	110,000	110,000	110,000	110,000	110,000	110,000	110,000	110,000

Department:		OAKLAND COUNTY, MICHIGAN							
Fund:		FY2024 AND FY2025 AND FY2026 County Executive Recommended Budget							
Account Number/Description		FY 2022	FY 2023		FY 2024	FY 2025	FY 2024	FY 2025	FY 2026
		Actual	Adopted Budget	Amended Budget	Amended Plan	Amended Plan	County Exec. Recommended	County Exec. Recommended	County Exec. Recommended
750140	Employee Footwear	1,329	2,000	2,000	2,000	2,000	2,000	2,000	2,000
750154	Expendable Equipment	10,036	4,000	4,000	4,000	4,000	4,000	4,000	4,000
750280	Laboratory Supplies	4,634	10,000	10,000	10,000	10,000	6,000	6,000	6,000
750287	Maintenance Supplies	-	-	-	-	-	6,000	6,000	6,000
750294	Material and Supplies	115,259	200,000	200,000	200,000	200,000	200,000	200,000	200,000
750399	Office Supplies	725	1,000	1,000	1,000	1,000	1,000	1,000	1,000
		245,791	343,600	343,600	343,600	343,600	345,600	345,600	345,600
Depreciation									
760056	Building Acquisitions	286,925	1,044,170	1,044,170	1,044,170	1,044,170	315,531	315,531	310,304
760113	Building Improvements	114,039	132,805	132,805	132,805	132,805	84,372	84,372	84,372
760152	Infrastructure	1,099,684	1,667,503	1,667,503	1,667,503	1,667,503	3,189,710	3,215,657	3,053,257
760157	Equipment	310,621	469,519	469,519	469,202	468,528	473,374	485,617	481,580
760165	Land Improvements	17,406	17,407	17,407	17,407	17,407	17,407	17,407	17,407
		1,828,677	3,331,404	3,331,404	3,331,087	3,330,413	4,080,393	4,118,582	3,946,919
Intergovernmental Expense									
730037	Adj Prior Years Exp	6,764,158	6,800,000	6,800,000	6,800,000	6,800,000	6,800,000	6,800,000	6,800,000
		6,764,158	6,800,000	6,800,000	6,800,000	6,800,000	6,800,000	6,800,000	6,800,000
Interest on Debt									
765031	Interest Expense on Debt	342,741	316,804	316,804	288,099	258,668	288,099	258,668	228,487
		342,741	316,804	316,804	288,099	258,668	288,099	258,668	228,487
Operating Expenses		136,774,409	146,407,547	146,407,547	146,378,525	146,348,420	147,859,731	147,868,489	147,666,645
Internal Support									
Internal Services									
730065	Administrative Overhead	223,258	-	-	-	-	-	-	-
771637	Drain Equip Materials	34,523	30,000	30,000	30,000	30,000	30,000	30,000	30,000
771638	Drain Equip Labor	3,493,206	4,234,242	4,234,242	4,346,810	4,424,116	4,641,780	4,863,518	5,083,593
771639	Drain Equipment	1,330,206	1,979,760	1,979,760	1,979,715	1,979,715	1,968,092	1,968,092	1,968,092
773630	Info Tech Development	-	7,500	7,500	7,500	7,500	7,500	7,500	7,500
774636	Info Tech Operations	24,936	9,659	9,659	9,659	9,659	9,659	9,659	9,659
774677	Insurance Fund	13,943	13,798	13,798	14,041	14,203	15,909	15,107	15,198
776659	Motor Pool Fuel Charges	2,335	2,664	2,664	2,664	2,664	2,326	2,326	2,326
776661	Motor Pool	657	675	675	675	675	1,026	1,026	1,026
778675	Telephone Communications	61,523	61,491	61,491	61,491	61,491	63,829	63,829	63,829
		5,184,587	6,339,789	6,339,789	6,452,555	6,530,023	6,740,121	6,961,057	7,181,223
Internal Support		5,184,587	6,339,789	6,339,789	6,452,555	6,530,023	6,740,121	6,961,057	7,181,223
Transfers/Other Sources (Uses)									
Transfers Out									
788001	Transfers Out	500,000	-	-	-	-	-	-	-
		500,000	-	-	-	-	-	-	-
Transfers/Other Sources (Uses)		500,000	-	-	-	-	-	-	-
Grand Total Expenditures		142,459,083	152,747,336	152,747,336	152,831,080	152,878,443	154,599,852	154,829,546	154,847,868

Department:	Water Resources Commissioner	OAKLAND COUNTY, MICHIGAN							
Fund:	Water and Sewer Trust	FY2024 AND FY2025 AND FY2026 County Executive Recommended Budget							

Account Number/Description	FY 2022	FY 2023		FY 2024	FY 2025	FY 2024	FY 2025	FY 2026
	Actual	Adopted Budget	Amended Budget	Amended Plan	Amended Plan	County Exec. Recommended	County Exec. Recommended	County Exec. Recommended

Revenues

Revenue									
Special Assessments Revenue									
605263	Payment in Lieu of Assessments	774,232	800,000	800,000	800,000	800,000	800,000	800,000	800,000
		774,232	800,000	800,000	800,000	800,000	800,000	800,000	800,000

Charges for Services

630182	Capital Charge	24,585	100,000	100,000	100,000	100,000	100,000	100,000	100,000
630357	Connection Permit Fees	845,741	1,100,000	1,100,000	1,100,000	1,100,000	1,100,000	1,100,000	1,100,000
630462	Debt Service	3,985,074	4,400,000	4,400,000	4,400,000	4,400,000	4,400,000	4,400,000	4,400,000
630532	Direct Connection Charge	33	34	34	34	34	34	34	34
630900	Hydrant Charge	35,673	18,000	18,000	18,000	18,000	30,000	30,000	30,000
630952	Industrial Waste Control IPP	42,413	90,000	90,000	90,000	90,000	70,000	70,000	70,000
630953	Industrial Waste Control Rev	361,772	400,000	400,000	400,000	400,000	400,000	400,000	400,000
630966	Inspection Fees	191,247	300,000	300,000	300,000	300,000	220,000	220,000	220,000
631036	Land Lease	19,774	20,000	20,000	20,000	20,000	20,000	20,000	20,000
631127	Maintenance Contracts	62,637	62,000	62,000	62,000	62,000	70,000	70,000	70,000
631225	Meter Maintenance	473,353	489,000	489,000	489,000	489,000	489,000	489,000	489,000
631253	Miscellaneous Revenue	90,135	100,000	100,000	100,000	100,000	100,000	100,000	100,000
631484	Penalties Sewage Disposal	453,802	180,000	180,000	180,000	180,000	300,000	300,000	300,000
631491	Penalties Water	555,433	500,000	500,000	500,000	500,000	500,000	500,000	500,000
631547	Plan Review Fees	27,175	30,000	30,000	30,000	30,000	30,000	30,000	30,000
631680	Rebillable Services Water	26,170	26,030	26,030	26,030	26,030	26,030	26,030	26,030
631687	Rebilled Charges Revenue	2,000	250	250	250	250	800	800	800
631827	Reimb General	2,858,336	1,575,000	1,575,000	1,465,000	1,465,000	2,000,000	2,000,000	2,000,000
632030	Sales Adjustments	(446,080)	(460,000)	(460,000)	(460,000)	(460,000)	(460,000)	(460,000)	(460,000)
632051	SCADA Installation Fee	9,000	-	-	-	-	-	-	-
632086	Sewage Disposal Services Revenue	45,471,380	45,145,705	45,145,705	45,442,614	45,630,406	45,969,429	46,640,631	47,408,822
632088	Fixed Charge	14,861,409	15,500,000	15,500,000	15,500,000	15,500,000	15,500,000	15,500,000	15,500,000
632401	Vehicle Rental	17,480	20,000	20,000	20,000	20,000	20,000	20,000	20,000
632450	Water Sales General	40,055,869	39,648,003	39,648,003	39,919,859	40,129,835	40,618,052	41,230,879	41,853,742
632457	Water Sales Special	23,662	33,000	33,000	33,000	33,000	25,000	25,000	25,000
		110,048,073	109,277,022	109,277,022	109,735,787	110,133,555	111,528,345	112,812,374	114,203,428

Contributions

650105	Contributions-State Grants	301,703	-	-	-	-	-	-	-
		301,703	-	-	-	-	-	-	-

Investment Income

655077	Accrued Interest Adjustments	22,511	-	-	-	-	-	-	-
655385	Income from Investments	677,703	900,000	900,000	900,000	900,000	800,000	800,000	800,000
655462	Increase Market Value Investment	(3,786,808)	-	-	-	-	-	-	-
		(3,086,594)	900,000	900,000	900,000	900,000	800,000	800,000	800,000

Planned Use of Balance

665882	Planned Use Fund Balance	-	-	215,000	-	-	-	-	-
		-	-	215,000	-	-	-	-	-

Department:	Water Resources Commissioner	OAKLAND COUNTY, MICHIGAN						
Fund:	Water and Sewer Trust	FY2024 AND FY2025 AND FY2026 County Executive Recommended Budget						

Account Number/Description	FY 2022	FY 2023		FY 2024	FY 2025	FY 2024	FY 2025	FY 2026	
	Actual	Adopted Budget	Amended Budget	Amended Plan	Amended Plan	County Exec. Recommended	County Exec. Recommended	County Exec. Recommended	
Other Revenues									
670057	Adjustment Prior Years Revenue	160,673	-	-	-	-	-	-	
670114	Cash Overages	203	350	350	350	350	350	350	
670456	Prior Years Adjustments	10,796	-	-	-	-	-	-	
670513	Prior Years Revenue	24,850	-	-	-	-	-	-	
670570	Refund Prior Years Expenditure	65,138	-	-	-	-	-	-	
670627	Sale of Equipment (Trade In)	-	-	40,000	-	-	-	-	
670741	Sale of Scrap	14,717	26,000	26,000	26,000	24,000	24,000	24,000	
		276,378	26,350	66,350	26,350	26,350	24,350	24,350	
Revenue		108,313,792	111,003,372	111,258,372	111,462,137	111,859,905	113,152,695	114,436,724	115,827,778
Grand Total Revenues		108,313,792	111,003,372	111,258,372	111,462,137	111,859,905	113,152,695	114,436,724	115,827,778

Expenditures

Personnel									
Salaries Regular									
702010	Salaries Regular	106,711	129,885	129,885	129,885	129,885	136,951	142,840	148,854
702030	Holiday	6,039	-	-	-	-	-	-	-
702050	Annual Leave	5,898	-	-	-	-	-	-	-
702080	Sick Leave	2,424	-	-	-	-	-	-	-
702240	Salary Adjustments	51	-	-	-	-	-	-	-
702300	Disaster Non-Prod Salaries	304	-	-	-	-	-	-	-
712020	Overtime	9,640	1,000	1,000	1,000	1,000	1,000	1,000	1,000
712040	Holiday Overtime	124	-	-	-	-	-	-	-
		131,191	130,885	130,885	130,885	130,885	137,951	143,840	149,854
Fringe Benefits									
722750	Workers Compensation	118	142	142	142	142	110	114	119
722760	Group Life	263	282	282	282	282	315	329	341
722770	Retirement	39,246	36,017	36,017	36,017	36,017	37,875	39,290	41,496
722780	Hospitalization (Personnel)	15,721	18,264	18,264	18,264	18,264	22,081	25,150	27,967
722790	Social Security	9,808	9,936	9,936	9,936	9,936	10,477	10,927	11,387
722800	Dental	1,380	1,374	1,374	1,374	1,374	1,145	1,151	1,185
722810	Disability	1,915	2,049	2,049	2,049	2,049	2,211	2,306	2,403
722820	Unemployment Insurance (Personnel)	131	130	130	130	130	82	86	89
722850	Optical	143	142	142	142	142	49	52	55
		68,725	68,336	68,336	68,336	68,336	74,345	79,406	85,043
Personnel		199,916	199,221	199,221	199,221	199,221	212,295	223,246	234,897

Operating Expenses

Contractual Services									
730926	Indirect Costs	205,595	293,000	293,000	293,000	293,000	293,000	293,000	293,000
730930	Industrial Waste Control Exp	363,466	400,000	400,000	400,000	400,000	400,000	400,000	400,000
730940	Insurance	584,267	250,000	250,000	250,000	250,000	600,000	600,000	600,000
730970	Interest Expense	3,613	2,542	2,542	1,472	401	1,472	401	401
731031	Laboratory Fees	9,141	15,000	15,000	15,000	15,000	15,000	15,000	15,000
731038	Land and Easement	2,135	15,000	15,000	15,000	15,000	10,000	10,000	10,000
731045	Land Application	317,016	400,000	400,000	400,000	400,000	400,000	400,000	400,000

Department:	Water Resources Commissioner	OAKLAND COUNTY, MICHIGAN							
Fund:	Water and Sewer Trust	FY2024 AND FY2025 AND FY2026 County Executive Recommended Budget							

Account Number/Description	FY 2022	FY 2023		FY 2024	FY 2025	FY 2024	FY 2025	FY 2026
	Actual	Adopted Budget	Amended Budget	Amended Plan	Amended Plan	County Exec. Recommended	County Exec. Recommended	County Exec. Recommended
731050 Land Sale Chargebacks	74,185	80,000	80,000	80,000	80,000	80,000	80,000	80,000
731073 Legal Services	176,148	300,000	300,000	300,000	300,000	300,000	300,000	300,000
731115 Licenses and Permits	26,300	25,000	25,000	25,000	25,000	25,000	25,000	25,000
731213 Membership Dues	14,633	10,000	10,000	10,000	10,000	15,000	15,000	15,000
731241 Miscellaneous	18,708	400	400	400	400	400	400	400
731269 Natural Gas	125,645	122,000	122,000	122,000	122,000	130,000	130,000	130,000
731339 Periodicals Books Publ Sub	487	4,500	4,500	4,500	4,500	4,500	4,500	4,500
731346 Personal Mileage	76	8,000	8,000	8,000	8,000	4,000	4,000	4,000
731388 Printing	11,027	10,000	10,000	10,000	10,000	14,000	14,000	14,000
731430 Prof Svc-Accounting Svc	2,375,601	2,765,000	2,765,000	2,765,000	2,765,000	2,515,000	2,515,000	2,515,000
731437 Prof Svc Auditing Svc	-	8,000	8,000	8,000	8,000	8,000	8,000	8,000
731458 Professional Services	7,579	60,000	60,000	60,000	60,000	30,000	30,000	30,000
731486 Protective Clothing and Equip	891	4,200	4,200	4,200	4,200	4,200	4,200	4,200
731563 Recording Fees Expense	-	1,000	1,000	1,000	1,000	1,000	1,000	1,000
731570 Recruitment Expense	359	2,000	2,000	2,000	2,000	1,000	1,000	1,000
731584 Refund to Property Owners	16,542	-	-	-	-	-	-	-
731626 Rent	50	47,550	47,550	47,550	47,550	47,550	47,550	47,550
731689 Security Expense	-	65,000	65,000	65,000	65,000	-	-	-
731724 Sewage Disposal Services Expense	18,040,355	19,027,488	19,027,488	19,027,488	19,027,488	19,500,000	19,500,000	19,500,000
731850 State of Michigan Fees	15,601	55,000	55,000	55,000	55,000	20,000	20,000	20,000
731941 Training	4,420	3,000	3,000	3,000	3,000	3,000	3,000	3,000
731969 Transfer to Reserve	558,843	700,000	700,000	700,000	700,000	600,000	600,000	600,000
732018 Travel and Conference	26,949	45,000	45,000	45,000	45,000	35,000	35,000	35,000
732046 Uncollectable Accts Receivable	-	10,000	10,000	10,000	10,000	10,000	10,000	10,000
732102 Water and Sewage Charges	58,990	100,000	100,000	100,000	100,000	80,000	80,000	80,000
732109 Water Purchases	20,622,077	20,960,000	20,960,000	20,960,000	20,960,000	20,960,000	20,960,000	20,960,000
730037 Adj Prior Years Exp	77,957	-	-	-	-	-	-	-
730044 Adj Prior Years Revenue	89,815	-	-	-	-	-	-	-
730058 Administration	3,263,815	4,000,000	4,000,000	4,000,000	4,000,000	3,800,000	3,800,000	3,800,000
730065 Administrative Overhead	(9,388,160)	(10,099,221)	(10,099,221)	(10,099,221)	(10,099,221)	(10,202,295)	(10,213,246)	(10,224,897)
730114 Auction Expense	-	1,000	1,000	1,000	1,000	1,000	1,000	1,000
730240 Cash Shortage	-	200	200	200	200	200	200	200
730247 Charge Card Fee	366,161	300,000	300,000	300,000	300,000	450,000	450,000	450,000
730289 Claims	5,048	32,000	32,000	32,000	32,000	32,000	32,000	32,000
730352 Construction	13,558	-	-	-	-	-	-	-
730373 Contracted Services	14,411,364	14,300,000	14,300,000	14,300,000	14,300,000	14,550,000	14,550,000	14,550,000
730562 Electrical Service	1,295,951	1,300,000	1,300,000	1,300,000	1,300,000	1,300,000	1,300,000	1,300,000
730585 Employee License-Certification	752	2,000	2,000	2,000	2,000	2,000	2,000	2,000
730632 Engineering And Survey	23,164	-	-	-	-	-	-	-
730639 Engineering Services-Other	49,765	67,000	67,000	67,000	67,000	67,000	67,000	67,000
730646 Equipment Maintenance	812	2,000	2,000	2,000	2,000	2,000	2,000	2,000
730653 Equipment Rental Expense	46,563	100,000	100,000	100,000	100,000	100,000	100,000	100,000
730660 Equipment Repair	-	1,600	1,600	1,600	1,600	1,600	1,600	1,600
730772 Freight and Express	194	200	200	200	200	200	200	200
730779 Fuel Oil	-	800	800	800	800	800	800	800
730786 Garbage and Rubbish Disposal	5,174	10,000	10,000	10,000	10,000	10,000	10,000	10,000
	53,922,631	55,806,259	55,806,259	55,805,189	55,804,118	56,221,627	56,209,605	56,197,954

Commodities								
750413	Parts and Accessories	8,814	11,000	11,000	11,000	11,000	11,000	11,000
750448	Postage - Standard Mailing	161,948	190,000	190,000	190,000	190,000	180,000	180,000
750497	Shop Supplies	184	8,000	8,000	8,000	8,000	5,000	5,000

Department:	Water Resources Commissioner	OAKLAND COUNTY, MICHIGAN						
Fund:	Water and Sewer Trust	FY2024 AND FY2025 AND FY2026 County Executive Recommended Budget						

Account Number/Description		FY 2022	FY 2023		FY 2024	FY 2025	FY 2024	FY 2025	FY 2026
		Actual	Adopted Budget	Amended Budget	Amended Plan	Amended Plan	County Exec. Recommended	County Exec. Recommended	County Exec. Recommended
750504	Small Tools	3	1,000	1,000	1,000	1,000	1,000	1,000	1,000
750568	Treatment Chemicals	148,558	130,000	130,000	130,000	130,000	130,000	130,000	130,000
750581	Uniforms	66,730	74,000	74,000	74,000	74,000	74,000	74,000	74,000
750140	Employee Footwear	16,761	20,000	20,000	20,000	20,000	20,000	20,000	20,000
750154	Expendable Equipment	3,903	6,000	6,000	6,000	6,000	4,000	4,000	4,000
750280	Laboratory Supplies	5,065	5,500	5,500	5,500	5,500	5,500	5,500	5,500
750287	Maintenance Supplies	8,493	3,000	3,000	3,000	3,000	3,000	3,000	3,000
750294	Material and Supplies	1,724,863	2,000,000	2,000,000	2,000,000	2,000,000	1,850,000	1,950,000	1,950,000
750385	Merchandise	20,628	26,000	26,000	26,000	26,000	26,000	26,000	26,000
750392	Metered Postage Expense	22,206	20,000	20,000	20,000	20,000	25,000	25,000	25,000
750399	Office Supplies	18,307	25,000	25,000	25,000	25,000	20,000	20,000	20,000
		2,206,464	2,519,500	2,519,500	2,519,500	2,519,500	2,354,500	2,454,500	2,454,500
Depreciation									
760056	Building Acquisitions	1,989	-	-	-	-	4,774	4,774	4,774
760113	Building Improvements	103,836	105,899	105,899	105,899	105,899	101,125	101,125	101,125
760132	Computer Equipment	420	-	-	-	-	-	-	-
760152	Infrastructure	1,332,331	1,983,578	1,983,578	1,907,283	1,811,594	2,120,410	2,122,529	2,203,604
760157	Equipment	466,987	711,110	711,110	690,270	685,429	514,886	537,021	504,714
		1,905,563	2,800,587	2,800,587	2,703,452	2,602,922	2,741,195	2,765,449	2,814,216
Intergovernmental Expense									
730037	Adj Prior Years Exp	15,955,638	14,900,000	14,900,000	14,900,000	14,900,000	15,000,000	15,000,000	15,000,000
		15,955,638	14,900,000	14,900,000	14,900,000	14,900,000	15,000,000	15,000,000	15,000,000
Interest on Debt									
765031	Interest Expense on Debt	378,043	335,719	335,719	306,009	275,539	306,009	275,539	244,433
		378,043	335,719	335,719	306,009	275,539	306,009	275,539	244,433
Lease Expense									
767001	Lease Amortization	40,504	-	-	-	-	-	-	-
		40,504	-	-	-	-	-	-	-
Operating Expenses		74,408,842	76,362,065	76,362,065	76,234,150	76,102,079	76,623,331	76,705,093	76,711,103
Internal Support									
Internal Services									
771637	Drain Equip Materials	1,378,226	1,500,000	1,500,000	1,500,000	1,500,000	1,500,000	1,500,000	1,500,000
771638	Drain Equip Labor	21,340,669	26,196,107	26,196,107	26,892,548	27,370,805	27,628,887	28,925,279	30,268,960
771639	Drain Equipment	4,090,158	5,509,859	5,509,859	5,508,776	5,559,476	5,600,000	5,650,700	5,650,700
773630	Info Tech Development	124,554	785,000	785,000	675,000	675,000	808,500	628,500	628,500
774636	Info Tech Operations	100,276	30,821	30,821	30,821	30,821	305,367	318,942	333,191
774677	Insurance Fund	75,476	74,734	74,734	76,056	76,938	146,980	157,629	173,092
775754	Maintenance Department Charges	179,193	175,000	175,000	175,000	175,000	175,000	175,000	175,000
776659	Motor Pool Fuel Charges	36,869	32,563	32,563	32,563	32,563	35,532	35,532	35,532
776661	Motor Pool	53,854	73,347	73,347	73,347	73,347	49,690	49,690	49,690
778675	Telephone Communications	74,717	64,655	64,655	64,655	64,655	67,113	67,113	67,113
		27,453,992	34,442,086	34,442,086	35,028,766	35,558,605	36,317,069	37,508,385	38,881,778
Internal Support		27,453,992	34,442,086	34,442,086	35,028,766	35,558,605	36,317,069	37,508,385	38,881,778

Department:	Water Resources Commissioner	OAKLAND COUNTY, MICHIGAN						
Fund:	Water and Sewer Trust	FY2024 AND FY2025 AND FY2026 County Executive Recommended Budget						

Account Number/Description	FY 2022	FY 2023		FY 2024	FY 2025	FY 2024	FY 2025	FY 2026
	Actual	Adopted Budget	Amended Budget	Amended Plan	Amended Plan	County Exec. Recommended	County Exec. Recommended	County Exec. Recommended
Transfers/Other Sources (Uses)								
Tranfers Out								
788001 Transfers Out	46,800	-	215,000	-	-	-	-	-
796500 Budgeted Equity Adjustments	-	-	40,000	-	-	-	-	-
	46,800	-	255,000	-	-	-	-	-
	46,800	-	255,000	-	-	-	-	-
Transfers/Other Sources (Uses)	46,800	-	255,000	-	-	-	-	-
Grand Total Expenditures	102,109,551	111,003,372	111,258,372	111,462,137	111,859,905	113,152,695	114,436,724	115,827,778

Fund: FND67700 Building Liability Insurance	OAKLAND COUNTY, MICHIGAN
	FY2024 AND FY2025 AND FY2026 County Executive Recommended Budget

Account Number/Description	FY 2022	FY 2023		FY 2024	FY 2025	FY 2024	FY 2025	FY 2026
	Actual	Adopted Budget	Amended Budget	Amended Plan	Amended Plan	County Exec. Recommended	County Exec. Recommended	County Exec. Recommended

Revenues

Revenue									
Charges for Services									
631078	Liability Insurance	4,895,274	5,000,000	5,000,000	5,000,000	5,000,000	8,005,000	8,005,000	8,005,000
631624	Property Insurance Billings	2,597,838	4,210,500	4,210,500	4,322,400	4,402,900	4,812,090	4,844,250	4,912,800
631687	Rebilled Charges Revenue	7,965	3,500	3,500	3,500	3,500	8,000	8,000	8,000
631743	Refunds Miscellaneous	2	-	-	-	-	-	-	-
		7,501,079	9,214,000	9,214,000	9,325,900	9,406,400	12,825,090	12,857,250	12,925,800
ISF External Revenue									
635692	Ext-Rebilled Charges Rev	12,431	14,333	14,333	14,333	14,333	14,766	13,937	14,030
		12,431	14,333	14,333	14,333	14,333	14,766	13,937	14,030
Investment Income									
655077	Accrued Interest Adjustments	143	-	-	-	-	-	-	-
655385	Income from Investments	18,186	150,000	150,000	150,000	150,000	100,000	100,000	100,000
		18,328	150,000	150,000	150,000	150,000	100,000	100,000	100,000
Planned Use of Balance									
665882	Planned Use Fund Balance	-	-	-	-	284,107	2,282,733	2,316,082	2,386,071
		-	-	-	-	284,107	2,282,733	2,316,082	2,386,071
Revenue		7,531,838	9,378,333	9,378,333	9,490,233	9,854,840	15,222,589	15,287,269	15,425,901
Other Financing Sources									
Transfers In									
695500	Transfers In	5,500,000	-	-	-	-	-	-	-
		5,500,000	-	-	-	-	-	-	-
Other Financing Sources		5,500,000	-	-	-	-	-	-	-
Grand Total Revenues		13,031,838	9,378,333	9,378,333	9,490,233	9,854,840	15,222,589	15,287,269	15,425,901

Expenditures

Personnel									
Salaries Regular									
702010	Salaries Regular	465,211	826,225	869,171	1,021,338	1,067,479	1,073,243	1,112,681	1,149,739
702030	Holiday	18,147	-	-	-	-	-	-	-
702050	Annual Leave	22,157	-	-	-	-	-	-	-
702080	Sick Leave	10,799	-	-	-	-	-	-	-
702200	Death Leave	1,310	-	-	-	-	-	-	-
702300	Disaster Non-Prod Salaries	2,074	-	-	-	-	-	-	-
712020	Overtime	9,012	6,374	6,374	6,374	6,374	6,374	6,374	6,374
712040	Holiday Overtime	333	-	-	-	-	-	-	-
		529,042	832,599	875,545	1,027,712	1,073,853	1,079,617	1,119,055	1,156,113

Fund: FND67700 Building Liability Insurance		OAKLAND COUNTY, MICHIGAN							
		FY2024 AND FY2025 AND FY2026 County Executive Recommended Budget							
Account Number/Description	FY 2022	FY 2023		FY 2024	FY 2025	FY 2024	FY 2025	FY 2026	
	Actual	Adopted Budget	Amended Budget	Amended Plan	Amended Plan	County Exec. Recommended	County Exec. Recommended	County Exec. Recommended	
Fringe Benefits									
722750	Workers Compensation	537	784	784	784	784	1,319	1,353	1,386
722760	Group Life	1,111	1,358	1,358	1,358	1,358	2,119	2,204	2,289
722770	Retirement	131,775	156,846	156,846	156,846	156,846	232,575	241,062	254,500
722780	Hospitalization (Personnel)	47,744	55,124	55,124	55,124	55,124	134,548	151,134	166,356
722790	Social Security	39,973	47,247	47,247	47,247	47,247	69,795	72,748	75,459
722800	Dental	4,542	4,028	4,028	4,028	4,028	7,329	7,362	7,561
722810	Disability	8,085	9,891	9,891	9,891	9,891	14,736	15,322	15,921
722820	Unemployment Insurance (Personnel)	529	627	627	627	627	550	572	594
722850	Optical	524	567	567	567	567	286	305	318
722900	Fringe Benefit Adjustments	-	97,863	115,499	190,365	207,213	78,710	80,283	80,283
		234,819	374,335	391,971	466,837	483,685	541,968	572,343	604,668
Personnel		763,861	1,206,934	1,267,516	1,494,549	1,557,538	1,621,585	1,691,398	1,760,781
Operating Expenses									
Contractual Services									
730926	Indirect Costs	182,030	160,030	160,030	160,030	160,030	193,231	193,231	193,231
730940	Insurance	3,499,957	4,210,500	4,210,500	4,322,400	4,402,900	4,812,090	4,844,250	4,912,800
731073	Legal Services	1,835,390	286,800	286,800	286,800	286,800	1,961,000	1,961,000	1,961,000
731213	Membership Dues	85	300	300	300	300	3,350	3,350	3,350
731241	Miscellaneous	2,135	200	200	200	200	200	200	200
731339	Periodicals Books Publ Sub	135	650	650	650	650	650	650	650
731346	Personal Mileage	-	2,000	2,000	2,000	2,000	2,000	2,000	2,000
731458	Professional Services	108,744	190,000	190,000	190,000	190,000	295,000	295,000	295,000
732018	Travel and Conference	2,248	1,000	1,000	1,000	1,000	16,500	16,500	16,500
730037	Adj Prior Years Exp	4,595	-	-	-	-	-	-	-
730289	Claims	4,983,069	2,973,200	2,973,200	2,973,200	2,973,200	5,000,000	5,000,000	5,000,000
730296	Claims Paid-Attorneys	1,176,200	-	-	-	-	1,000,000	1,000,000	1,000,000
730611	Employees Medical Exams	28,814	3,500	3,500	3,500	3,500	8,000	8,000	8,000
		11,823,400	7,828,180	7,828,180	7,940,080	8,020,580	13,292,021	13,324,181	13,392,731
Commodities									
750154	Expendable Equipment	8,335	80,000	80,000	80,000	80,000	80,000	80,000	80,000
750301	Medical Supplies	44,360	95,000	95,000	95,000	95,000	95,000	95,000	95,000
750392	Metered Postage Expense	54	1,056	1,056	1,056	1,056	1,056	1,056	1,056
750399	Office Supplies	1,566	2,000	2,000	2,000	2,000	2,000	2,000	2,000
		54,315	178,056	178,056	178,056	178,056	178,056	178,056	178,056
Operating Expenses		11,877,715	8,006,236	8,006,236	8,118,136	8,198,636	13,470,077	13,502,237	13,570,787
Internal Support									
Internal Services									
770631	Bldg Space Cost Allocation	30,451	28,213	28,213	31,643	31,949	28,773	31,480	32,179
773535	Info Tech CLEMIS	17,190	16,203	16,203	16,203	16,203	16,203	16,203	16,203
773630	Info Tech Development	41,332	2,417	2,417	2,417	2,417	2,417	2,417	2,417
774636	Info Tech Operations	42,172	12,970	12,970	12,970	12,970	12,970	12,970	12,970
774637	Info Tech Managed Print Svcs	81	100	100	100	100	100	100	100
774677	Insurance Fund	1,553	2,480	2,480	2,500	2,519	2,713	2,713	2,713
775754	Maintenance Department Charges	-	2,000	2,000	2,000	2,000	42,000	2,000	2,000

Fund: FND67700 Building Liability Insurance		OAKLAND COUNTY, MICHIGAN								
		FY2024 AND FY2025 AND FY2026 County Executive Recommended Budget								
		FY 2022	FY 2023		FY 2024	FY 2025	FY 2024	FY 2025	FY 2026	
Account Number/Description		Actual	Adopted Budget	Amended Budget	Amended Plan	Amended Plan	County Exec. Recommended	County Exec. Recommended	County Exec. Recommended	
776659	Motor Pool Fuel Charges	2,536	2,029	2,029	2,029	2,029	2,772	2,772	2,772	
776661	Motor Pool	18,504	21,258	21,258	21,258	21,258	15,484	15,484	15,484	
778675	Telephone Communications	6,458	7,221	7,221	7,221	7,221	7,495	7,495	7,495	
		160,276	94,891	94,891	98,341	98,666	130,927	93,634	94,333	
	Internal Support	160,276	94,891	94,891	98,341	98,666	130,927	93,634	94,333	
	Transfers/Other Sources (Uses)									
	<u>Tranfers Out</u>									
796500	Budgeted Equity Adjustments	-	70,272	9,690	(220,793)	-	-	-	-	
		-	70,272	9,690	(220,793)	-	-	-	-	
	Transfers/Other Sources (Uses)	-	70,272	9,690	(220,793)	-	-	-	-	
	Grand Total Expenditures	12,801,852	9,378,333	9,378,333	9,490,233	9,854,840	15,222,589	15,287,269	15,425,901	

Fund:	FND63900 Drain Equipment	OAKLAND COUNTY, MICHIGAN						
		FY2024 AND FY2025 AND FY2026 County Executive Recommended Budget						

Account Number/Description	FY 2022	FY 2023		FY 2024	FY 2025	FY 2024	FY 2025	FY 2026
	Actual	Adopted Budget	Amended Budget	Amended Plan	Amended Plan	County Exec. Recommended	County Exec. Recommended	County Exec. Recommended

Revenues

Revenue		FY 2022	FY 2023	FY 2023	FY 2024	FY 2025	FY 2024	FY 2025	FY 2026
		Actual	Adopted Budget	Amended Budget	Amended Plan	Amended Plan	County Exec. Recommended	County Exec. Recommended	County Exec. Recommended
Charges for Services									
630539	Dispatch Services	7,500	7,500	7,500	7,500	7,500	7,500	7,500	7,500
630658	Equipment Rental Revenue	2,654,698	2,525,392	2,525,392	2,637,986	2,795,862	3,100,000	3,608,576	3,708,576
631127	Maintenance Contracts	24,000	40,000	40,000	40,000	40,000	40,000	40,000	40,000
631687	Rebilled Charges Revenue	297,059	50,000	50,000	50,000	50,000	150,000	150,000	150,000
631785	Reimb Bldg Space Cost	240,600	280,600	280,600	280,600	280,600	280,600	280,600	280,600
631827	Reimb General	2,771,746	3,599,219	3,605,269	3,756,083	3,763,472	3,463,044	3,357,407	3,350,725
631869	Reimb Salaries	39,605,984	44,135,328	44,135,328	47,298,177	48,164,419	48,156,038	50,061,529	52,318,414
631876	Reimb Salaries Constr Admin	-	-	(222,830)	29,000	29,000	29,000	29,000	29,000
632401	Vehicle Rental	2,538,469	2,742,675	2,742,675	2,778,281	2,788,254	3,079,304	3,712,130	3,793,518
		48,140,056	53,380,714	53,163,934	56,877,627	57,919,107	58,305,486	61,246,742	63,678,333
ISF External Revenue									
635530	Ext-Other Revenue	-	100	100	100	100	100	100	100
635692	Ext-Rebilled Charges Rev	183,044	310,000	310,000	310,000	310,000	240,000	240,000	240,000
		183,044	310,100	310,100	310,100	310,100	240,100	240,100	240,100
Investment Income									
655077	Accrued Interest Adjustments	7,785	-	-	-	-	-	-	-
655385	Income from Investments	99,465	200,000	200,000	200,000	200,000	200,000	200,000	200,000
		107,250	200,000	200,000	200,000	200,000	200,000	200,000	200,000
Planned Use of Balance									
665882	Planned Use Fund Balance	-	2,825,650	2,783,793	606,765	606,765	29,360	-	-
		-	2,825,650	2,783,793	606,765	606,765	29,360	-	-
Other Revenues									
670456	Prior Years Adjustments	108	-	-	-	-	-	-	-
670627	Sale of Equipment (Trade In)	124,624	3,000	3,000	3,000	3,000	3,000	3,000	3,000
670741	Sale of Scrap	984	1,600	1,600	1,600	1,600	1,600	1,600	1,600
		125,715	4,600	4,600	4,600	4,600	4,600	4,600	4,600
Gain or Loss on Exchange of Assets									
675354	Gain on Sale of Equipment	(30,623)	-	-	-	-	2,000	2,000	2,000
760156	Office Equipment	505	-	-	-	-	-	-	-
760188	Vehicles	14,671	-	-	-	-	-	-	-
675356	Loss on Sale of Equipment	15,952	-	-	-	-	-	-	-
675660	Gain on Sale of Vehicles	30,623	8,000	8,000	8,000	8,000	10,000	10,000	10,000
675661	Loss on Sale of Vehicles	(15,952)	-	-	-	-	-	-	-
		15,176	8,000	8,000	8,000	8,000	12,000	12,000	12,000
Revenue		48,571,241	56,729,064	56,470,427	58,007,092	59,048,572	58,791,546	61,703,442	64,135,033

Fund:	FND63900 Drain Equipment	OAKLAND COUNTY, MICHIGAN						
		FY2024 AND FY2025 AND FY2026 County Executive Recommended Budget						

Account Number/Description	FY 2022	FY 2023		FY 2024	FY 2025	FY 2024	FY 2025	FY 2026
	Actual	Adopted Budget	Amended Budget	Amended Plan	Amended Plan	County Exec. Recommended	County Exec. Recommended	County Exec. Recommended
Other Financing Sources								
Transfers In								
695500 Transfers In	46,800	-	215,000	-	-	-	-	-
	46,800	-	215,000	-	-	-	-	-
Other Financing Sources	46,800	-	215,000	-	-	-	-	-
Grand Total Revenues	48,618,041	56,729,064	56,685,427	58,007,092	59,048,572	58,791,546	61,703,442	64,135,033

Expenditures

Personnel								
Salaries Regular								
702010 Salaries Regular	19,216,955	28,525,213	28,368,374	29,410,007	29,997,637	30,131,536	31,191,196	32,183,079
702030 Holiday	1,118,180	-	-	-	-	-	-	-
702050 Annual Leave	1,454,891	-	-	-	-	-	-	-
702073 Parental Leave	99,768	-	-	-	-	-	-	-
702080 Sick Leave	442,508	-	-	-	-	-	-	-
702120 Jury Duty	338	-	-	-	-	-	-	-
702130 Shift Premium	14,346	-	-	-	-	-	-	-
702190 Workers Compensation Pay	62,660	-	-	-	-	-	-	-
702200 Death Leave	37,162	-	-	-	-	-	-	-
702300 Disaster Non-Prod Salaries	103,500	-	-	-	-	-	-	-
712020 Overtime	1,420,048	1,638,774	1,638,774	1,687,954	1,721,734	1,687,954	1,721,734	1,721,734
712040 Holiday Overtime	112,956	-	-	-	-	-	-	-
712090 On Call	762,227	-	-	-	-	-	-	-
	24,845,540	30,163,987	30,007,148	31,097,961	31,719,371	31,819,490	32,912,930	33,904,813
Fringe Benefits								
722750 Workers Compensation	160,328	208,178	208,178	212,340	215,198	182,575	189,534	195,951
722760 Group Life	20,319	63,084	63,084	64,346	65,211	67,203	69,536	71,672
722770 Retirement	6,363,795	7,663,133	7,663,133	7,816,318	7,921,539	7,556,400	7,792,623	8,190,085
722780 Hospitalization (Personnel)	3,190,832	4,669,793	4,669,793	4,763,144	4,827,264	5,625,384	6,397,641	7,103,861
722790 Social Security	1,859,660	2,215,826	2,215,826	2,260,122	2,290,546	2,242,213	2,319,244	2,390,242
722800 Dental	354,505	424,239	424,239	432,721	438,545	354,566	355,788	365,894
722810 Disability	349,471	457,360	457,360	466,503	472,784	472,754	488,826	503,725
722820 Unemployment Insurance (Personnel)	23,960	28,388	28,388	28,956	29,347	17,926	18,557	19,146
722850 Optical	31,765	41,003	41,003	41,818	42,382	11,336	12,166	12,709
722900 Fringe Benefit Adjustments	-	-	(65,991)	-	-	-	-	-
	12,354,635	15,771,004	15,705,013	16,086,268	16,302,816	16,530,356	17,643,914	18,853,286
Personnel	37,200,176	45,934,991	45,712,161	47,184,229	48,022,187	48,349,847	50,556,844	52,758,099

Fund:		OAKLAND COUNTY, MICHIGAN							
		FY2024 AND FY2025 AND FY2026 County Executive Recommended Budget							
		FY 2022	FY 2023		FY 2024	FY 2025	FY 2024	FY 2025	FY 2026
Account Number/Description		Actual	Adopted Budget	Amended Budget	Amended Plan	Amended Plan	County Exec. Recommended	County Exec. Recommended	County Exec. Recommended
Operating Expenses									
Contractual Services									
730926	Indirect Costs	92,507	110,000	110,000	110,000	110,000	110,000	110,000	110,000
730940	Insurance	10,402	10,500	10,500	10,500	10,500	12,500	12,500	12,500
731073	Legal Services	2,650	-	-	-	-	-	-	-
731150	Maintenance Contract	9,013	12,000	12,000	12,000	12,000	10,000	10,000	10,000
731157	Maintenance Equipment	-	3,000	3,000	3,000	6,800	3,000	6,800	6,800
731164	Maintenance Vehicles	-	500	500	500	500	500	500	500
731213	Membership Dues	335	300	300	300	300	300	300	300
731241	Miscellaneous	425	500	500	500	500	500	500	500
731269	Natural Gas	4,954	6,500	6,500	6,500	6,500	6,500	6,500	6,500
731346	Personal Mileage	77	1,000	1,000	1,000	1,000	1,000	1,000	1,000
731479	Property Taxes	-	1,000	1,000	1,000	1,000	-	-	-
731486	Protective Clothing and Equip	21,913	15,000	15,000	15,000	15,000	20,000	20,000	20,000
731626	Rent	-	6,050	6,050	6,050	6,050	-	-	-
731934	Towing and Storage Fees	2,194	1,000	1,000	1,000	1,000	2,000	2,000	2,000
732018	Travel and Conference	9,557	21,000	21,000	21,000	21,000	21,000	21,000	21,000
732102	Water and Sewage Charges	2,293	3,500	3,500	3,500	3,500	3,500	3,500	3,500
730044	Adj Prior Years Revenue	108	-	-	-	-	-	-	-
730114	Auction Expense	2,475	600	600	600	600	600	600	600
730247	Charge Card Fee	5,437	4,000	4,000	4,000	4,000	6,500	6,500	6,500
730289	Claims	51,367	-	-	-	-	-	-	-
730373	Contracted Services	1,077,869	825,000	825,000	825,000	825,000	900,000	900,000	900,000
730562	Electrical Service	21,290	20,000	20,000	20,000	20,000	20,000	20,000	20,000
730646	Equipment Maintenance	6,855	10,000	10,000	10,000	10,000	10,000	10,000	10,000
730653	Equipment Rental Expense	22,966	800	800	800	800	800	800	800
730660	Equipment Repair	86,305	48,000	48,000	48,000	48,000	62,000	62,000	62,000
730667	Equipment Repair Motor Vehicle	101,132	120,000	120,000	120,000	120,000	120,000	120,000	120,000
730772	Freight and Express	-	200	200	200	200	200	200	200
730779	Fuel Oil	-	50	50	50	50	50	50	50
730786	Garbage and Rubbish Disposal	4,521	6,500	6,500	6,500	6,500	6,500	6,500	6,500
		1,536,646	1,227,000	1,227,000	1,227,000	1,230,800	1,317,450	1,321,250	1,321,250
Commodities									
750497	Shop Supplies	2,190	5,000	5,000	5,000	5,000	5,000	5,000	5,000
750504	Small Tools	48,278	41,000	41,000	41,000	41,000	41,000	41,000	41,000
750049	Computer Supplies	-	15,000	15,000	15,000	15,000	9,000	9,000	9,000
750083	Discounts Taken	(1)	-	-	-	-	-	-	-
750140	Employee Footwear	(787)	700	6,750	6,750	6,750	6,750	6,750	6,750
750154	Expendable Equipment	67,520	72,500	72,500	60,000	60,000	60,000	60,000	60,000
750170	Other Expendable Equipment	13,664	17,000	17,000	17,000	17,000	17,000	17,000	17,000
750280	Laboratory Supplies	3,700	9,000	9,000	9,000	9,000	9,000	9,000	9,000
750287	Maintenance Supplies	776	1,000	1,000	1,000	1,000	1,000	1,000	1,000
750294	Material and Supplies	1,518,227	1,500,000	1,500,000	1,500,000	1,500,000	1,600,000	1,600,000	1,600,000
750399	Office Supplies	241	500	500	500	500	500	500	500
		1,653,809	1,661,700	1,667,750	1,655,250	1,655,250	1,749,250	1,749,250	1,749,250

Fund: FND63900 Drain Equipment		OAKLAND COUNTY, MICHIGAN							
		FY2024 AND FY2025 AND FY2026 County Executive Recommended Budget							
		FY 2022	FY 2023		FY 2024	FY 2025	FY 2024	FY 2025	FY 2026
Account Number/Description		Actual	Adopted Budget	Amended Budget	Amended Plan	Amended Plan	County Exec. Recommended	County Exec. Recommended	County Exec. Recommended
Depreciation									
760056	Building Acquisitions	57,631	16,827	16,827	16,827	16,827	59,058	59,058	59,058
760113	Building Improvements	5,584	46,416	46,416	46,416	46,416	4,129	4,129	4,129
760132	Computer Equipment	6,459	503,041	503,041	503,041	503,041	286,337	665,246	665,246
760152	Infrastructure	5,728	24,028	24,028	24,028	24,028	19,457	19,457	19,457
760157	Equipment	221,571	335,197	335,197	563,628	728,252	213,700	331,379	438,562
760159	Medical and Laboratory Equipment	1,260	-	-	-	-	3,055	3,055	2,103
760160	Furniture and Fixtures	1,065	1,068	1,068	1,068	1,068	1,068	1,068	833
760188	Vehicles	361,706	305,062	305,062	361,811	357,336	529,880	658,133	700,255
		661,005	1,231,639	1,231,639	1,516,819	1,676,968	1,116,684	1,741,525	1,889,643
Operating Expenses		3,851,460	4,120,339	4,126,389	4,399,069	4,563,018	4,183,384	4,812,025	4,960,143
Internal Support									
Internal Services									
771637	Drain Equip Materials	15,215	14,000	14,000	14,000	14,000	14,000	14,000	14,000
771638	Drain Equip Labor	1,278,633	1,549,211	1,549,211	1,590,397	1,618,681	1,667,602	1,747,264	1,826,328
771639	Drain Equipment	79,776	150,800	150,800	150,800	150,800	150,800	150,800	150,800
773630	Info Tech Development	48,593	120,000	120,000	120,000	120,000	120,000	120,000	120,000
774636	Info Tech Operations	1,815,281	1,607,901	1,607,901	1,588,190	1,588,190	1,515,984	1,512,965	1,516,119
774637	Info Tech Managed Print Svcs	4,070	3,720	3,720	3,720	3,720	3,720	3,720	3,720
774677	Insurance Fund	1,060,911	994,069	994,069	1,001,458	1,008,847	699,131	699,131	699,131
775754	Maintenance Department Charges	3,212	7,000	7,000	7,000	7,000	7,000	7,000	7,000
776659	Motor Pool Fuel Charges	638,048	563,718	563,718	563,718	567,618	623,431	623,431	623,431
776661	Motor Pool	974,668	1,045,740	1,045,740	1,045,740	1,045,740	1,096,235	1,096,235	1,096,235
778675	Telephone Communications	400,425	339,156	339,156	338,771	338,771	360,412	360,027	360,027
		6,318,832	6,395,315	6,395,315	6,423,794	6,463,367	6,258,315	6,334,573	6,416,791
Internal Support		6,318,832	6,395,315	6,395,315	6,423,794	6,463,367	6,258,315	6,334,573	6,416,791
Transfers/Other Sources (Uses)									
Tranfers Out									
788001	Transfers Out	89,985	278,419	451,562	-	-	-	-	-
		89,985	278,419	451,562	-	-	-	-	-
Transfers/Other Sources (Uses)		89,985	278,419	451,562	-	-	-	-	-
Grand Total Expenditures		47,460,452	56,729,064	56,685,427	58,007,092	59,048,572	58,791,546	61,703,442	64,135,033

Fund:	FND63100 Facilities Maint and Operation	OAKLAND COUNTY, MICHIGAN							
		FY2024 AND FY2025 AND FY2026 County Executive Recommended Budget							

Account Number/Description	FY 2022	FY 2023		FY 2024	FY 2025	FY 2024	FY 2025	FY 2026
	Actual	Adopted Budget	Amended Budget	Amended Plan	Amended Plan	County Exec. Recommended	County Exec. Recommended	County Exec. Recommended

Revenues

Revenue									
Charges for Services									
631134	Maintenance Dept Charges	1,288,152	1,126,069	1,126,069	1,126,069	1,126,069	1,163,696	1,163,696	1,163,696
631253	Miscellaneous Revenue	1,320	-	-	-	-	-	-	-
631386	Office Space Rental GF GP	23,913,077	24,080,738	24,080,738	26,949,879	27,205,175	25,677,499	28,046,012	28,657,563
631393	Office Space Rental Non GF GP	2,267,584	2,308,921	2,308,921	2,588,573	2,613,465	2,829,480	3,067,022	3,128,342
		27,470,133	27,515,728	27,515,728	30,664,521	30,944,709	29,670,675	32,276,730	32,949,601
ISF External Revenue									
635017	Ext-Agencies Revenue	106,618	101,263	101,263	111,534	112,448	111,111	119,983	122,274
635530	Ext-Other Revenue	372,877	437,100	437,100	436,000	436,000	438,500	438,700	438,900
		479,495	538,363	538,363	547,534	548,448	549,611	558,683	561,174
Investment Income									
655077	Accrued Interest Adjustments	(689)	-	-	-	-	-	-	-
655385	Income from Investments	38,094	100,000	100,000	100,000	100,000	100,000	100,000	100,000
		37,404	100,000	100,000	100,000	100,000	100,000	100,000	100,000
Planned Use of Balance									
665882	Planned Use Fund Balance	-	2,730,507	2,586,252	21,950	21,950	3,251,801	482,155	604,361
		-	2,730,507	2,586,252	21,950	21,950	3,251,801	482,155	604,361
Other Revenues									
670456	Prior Years Adjustments	3,463	-	-	-	-	-	-	-
670570	Refund Prior Years Expenditure	70	-	-	-	-	-	-	-
670627	Sale of Equipment (Trade In)	-	40,000	40,000	-	-	16,000	-	-
		3,533	40,000	40,000	-	-	16,000	-	-
Revenue		27,990,565	30,924,598	30,780,343	31,334,005	31,615,107	33,588,087	33,417,568	34,215,136
Other Financing Sources									
Transfers In									
695500	Transfers In	-	-	8,306	-	-	-	-	-
		-	-	8,306	-	-	-	-	-
Other Financing Sources		-	-	8,306	-	-	-	-	-
Grand Total Revenues		27,990,565	30,924,598	30,788,649	31,334,005	31,615,107	33,588,087	33,417,568	34,215,136

Expenditures

Personnel									
Salaries Regular									
702010	Salaries Regular	7,890,952	11,162,603	11,057,792	11,497,481	11,727,431	11,422,876	11,809,873	12,160,583
702030	Holiday	452,931	-	-	-	-	-	-	-
702050	Annual Leave	566,060	-	-	-	-	-	-	-
702073	Parental Leave	7,185	-	-	-	-	-	-	-
702080	Sick Leave	195,759	-	-	-	-	-	-	-
702120	Jury Duty	132	-	-	-	-	-	-	-

Fund:	FND63100 Facilities Maint and Operation	OAKLAND COUNTY, MICHIGAN						
		FY2024 AND FY2025 AND FY2026 County Executive Recommended Budget						

Account Number/Description	FY 2022	FY 2023		FY 2024	FY 2025	FY 2024	FY 2025	FY 2026
	Actual	Adopted Budget	Amended Budget	Amended Plan	Amended Plan	County Exec. Recommended	County Exec. Recommended	County Exec. Recommended
702130 Shift Premium	86,495	-	-	-	-	-	-	-
702190 Workers Compensation Pay	882	-	-	-	-	-	-	-
702200 Death Leave	19,705	-	-	-	-	-	-	-
702300 Disaster Non-Prod Salaries	60,578	-	-	-	-	-	-	-
712020 Overtime	285,144	230,980	230,980	230,980	230,980	230,980	230,980	230,980
712040 Holiday Overtime	92,950	62,000	62,000	62,000	62,000	62,000	62,000	62,000
712090 On Call	101,356	45,000	45,000	45,000	45,000	45,000	45,000	45,000
	9,760,131	11,500,583	11,395,772	11,835,461	12,065,411	11,760,856	12,147,853	12,498,563
Fringe Benefits								
722750 Workers Compensation	179,182	217,574	217,574	217,574	217,574	193,952	200,595	206,585
722760 Group Life	19,748	22,326	22,326	22,326	22,326	25,969	26,836	27,603
722770 Retirement	2,491,085	3,235,040	3,235,040	3,326,527	3,389,349	3,035,980	3,125,808	3,268,933
722780 Hospitalization (Personnel)	1,344,568	1,676,139	1,676,139	1,676,139	1,676,139	2,281,319	2,598,423	2,889,446
722790 Social Security	716,664	926,674	926,674	954,001	972,765	891,928	921,031	947,344
722800 Dental	151,124	160,163	160,163	160,163	160,163	146,896	147,631	152,059
722810 Disability	138,460	162,170	162,170	162,170	162,170	182,405	188,522	194,051
722820 Unemployment Insurance (Personnel)	9,766	10,431	10,431	10,431	10,431	6,854	7,086	7,296
722850 Optical	13,748	14,839	14,839	14,839	14,839	4,686	5,037	5,289
722900 Fringe Benefit Adjustments	-	-	(61,394)	-	-	-	-	-
	5,064,346	6,425,356	6,363,962	6,544,170	6,625,756	6,769,989	7,220,969	7,698,606
Personnel	14,824,477	17,925,939	17,759,734	18,379,631	18,691,167	18,530,845	19,368,822	20,197,169

Operating Expenses

Contractual Services

730926 Indirect Costs	1,332,194	1,335,129	1,335,129	1,335,129	1,335,129	1,375,183	1,375,183	1,375,183
731059 Laundry and Cleaning	65,754	46,500	46,500	46,500	46,500	46,500	46,500	46,500
731115 Licenses and Permits	9,936	10,876	24,876	24,876	24,876	24,876	24,876	24,876
731213 Membership Dues	4,273	5,000	5,000	5,000	5,000	5,000	5,000	5,000
731241 Miscellaneous	2,529	6,500	6,500	6,500	6,500	6,500	6,500	6,500
731269 Natural Gas	1,632,333	1,297,732	1,297,732	1,296,255	1,295,871	1,296,255	1,295,871	1,295,871
731339 Periodicals Books Publ Sub	444	1,000	1,000	1,000	1,000	1,000	1,000	1,000
731346 Personal Mileage	234	2,300	2,300	2,300	2,300	2,300	2,300	2,300
731388 Printing	155	3,000	3,000	3,000	3,000	3,000	3,000	3,000
731458 Professional Services	33,535	177,600	177,600	177,600	177,600	177,600	177,600	177,600
731626 Rent	49,601	11,600	11,600	11,600	11,600	11,600	11,600	11,600
731773 Software Rental Lease Purchase	21,448	20,000	20,000	20,000	20,000	42,000	42,000	42,000
731780 Software Support Maintenance	3,140	41,150	41,150	41,150	41,150	41,150	41,150	41,150
731787 Soil Test Borings	3,290	-	-	-	-	-	-	-
731878 Sublet Repairs Expense	3,621,606	2,729,258	2,729,258	2,729,258	2,729,258	2,729,258	2,729,258	2,729,258
732018 Travel and Conference	15,062	20,000	20,000	20,000	20,000	24,000	24,000	24,000
732020 Travel Employee Taxable Meals	22	-	-	-	-	-	-	-
732102 Water and Sewage Charges	756,149	1,149,598	1,149,598	1,150,539	1,150,539	1,150,539	1,150,539	1,150,539
730037 Adj Prior Years Exp	9,670	-	-	-	-	-	-	-
730114 Auction Expense	26	500	500	500	500	500	500	500
730562 Electrical Service	2,256,335	2,494,000	2,494,000	2,494,000	2,494,000	2,494,000	2,494,000	2,494,000

Fund: FND63100 Facilities Maint and Operation		OAKLAND COUNTY, MICHIGAN							
		FY2024 AND FY2025 AND FY2026 County Executive Recommended Budget							
Account Number/Description		FY 2022	FY 2023		FY 2024	FY 2025	FY 2024	FY 2025	FY 2026
		Actual	Adopted Budget	Amended Budget	Amended Plan	Amended Plan	County Exec. Recommended	County Exec. Recommended	County Exec. Recommended
730576	Employee In-Service Training	1,616	-	-	-	-	-	-	-
730585	Employee License-Certification	1,133	2,000	2,000	2,000	2,000	2,000	2,000	2,000
730611	Employees Medical Exams	569	600	600	600	600	600	600	600
730646	Equipment Maintenance	29,307	25,100	25,100	25,100	25,100	25,100	25,100	25,100
730779	Fuel Oil	-	50,000	50,000	50,000	50,000	50,000	50,000	50,000
730786	Garbage and Rubbish Disposal	56,332	110,100	110,100	110,100	110,100	110,100	110,100	110,100
		9,906,692	9,539,543	9,553,543	9,553,007	9,552,623	9,619,061	9,618,677	9,618,677
Commodities									
750448	Postage - Standard Mailing	415	2,000	2,000	2,000	2,000	2,000	2,000	2,000
750485	Road Salt	79,900	112,000	112,000	112,000	112,000	112,000	112,000	112,000
750490	Security Supplies	112,446	260,000	260,000	260,000	260,000	260,000	260,000	260,000
750497	Shop Supplies	22,584	16,000	16,000	16,000	16,000	16,000	16,000	16,000
750504	Small Tools	40,134	25,000	25,000	25,000	25,000	25,000	25,000	25,000
750581	Uniforms	1,237	28,521	28,521	28,521	28,521	28,521	28,521	28,521
750063	Custodial Supplies	255,250	267,550	267,550	267,550	267,550	267,550	267,550	267,550
750083	Discounts Taken	(3)	-	-	-	-	-	-	-
750119	Dry Goods and Clothing	4,775	12,000	12,000	12,000	12,000	8,000	8,000	8,000
750140	Employee Footwear	7,001	13,220	21,170	21,170	21,170	21,170	21,170	21,170
750154	Expendable Equipment	42,679	66,500	66,500	66,500	66,500	66,500	66,500	66,500
750210	Gasoline Charges	30,222	24,000	24,000	24,000	24,000	24,000	24,000	24,000
750224	Grounds Supplies	202,426	160,500	160,500	160,500	160,500	160,500	160,500	160,500
750287	Maintenance Supplies	804,142	547,400	547,400	547,400	547,400	547,400	547,400	547,400
750294	Material and Supplies	7,769	205,000	205,000	205,000	205,000	205,000	205,000	205,000
750399	Office Supplies	9,293	23,100	23,100	23,100	23,100	23,100	23,100	23,100
		1,620,270	1,762,791	1,770,741	1,770,741	1,770,741	1,766,741	1,766,741	1,766,741
Depreciation									
760152	Infrastructure	13,752	-	-	-	-	1,449	-	-
760157	Equipment	303,945	337,664	337,664	271,429	240,995	291,238	282,094	246,907
		317,698	337,664	337,664	271,429	240,995	292,687	282,094	246,907
Operating Expenses		11,844,660	11,639,998	11,661,948	11,595,177	11,564,359	11,678,489	11,667,512	11,632,325
Internal Support									
Internal Services									
771639	Drain Equipment	7,665	17,500	17,500	17,500	17,500	17,500	17,500	17,500
773535	Info Tech CLEMIS	17,497	16,493	16,493	16,493	16,493	16,493	16,493	16,493
773630	Info Tech Development	115,270	175,000	175,000	175,000	175,000	175,000	175,000	175,000
774636	Info Tech Operations	597,977	580,327	580,327	580,327	580,327	590,882	594,879	599,116
774637	Info Tech Managed Print Svcs	7,539	7,056	7,056	7,056	7,056	7,056	7,056	7,056
774677	Insurance Fund	103,988	36,249	36,249	36,785	37,169	41,310	39,795	39,966
776659	Motor Pool Fuel Charges	66,589	55,940	55,940	55,940	55,940	62,360	62,360	62,360
776661	Motor Pool	249,019	274,629	274,629	274,629	274,629	266,009	266,009	266,009
777560	Radio Communications	12,187	19,865	19,865	19,865	19,865	19,865	19,865	19,865
778675	Telephone Communications	183,086	175,602	175,602	175,602	175,602	182,277	182,277	182,277
		1,360,817	1,358,661	1,358,661	1,359,197	1,359,581	1,378,752	1,381,234	1,385,642
Internal Support		1,360,817	1,358,661	1,358,661	1,359,197	1,359,581	1,378,752	1,381,234	1,385,642

Fund: FND63100 Facilities Maint and Operation		OAKLAND COUNTY, MICHIGAN							
		FY2024 AND FY2025 AND FY2026 County Executive Recommended Budget							
		FY 2022	FY 2023		FY 2024	FY 2025	FY 2024	FY 2025	FY 2026
Account Number/Description		Actual	Adopted Budget	Amended Budget	Amended Plan	Amended Plan	County Exec. Recommended	County Exec. Recommended	County Exec. Recommended
Transfers/Other Sources (Uses)									
Tranfers Out									
788001	Transfers Out	-	-	-	-	-	2,000,000	1,000,000	1,000,000
796500	Budgeted Equity Adjustments	-	-	8,306	-	-	-	-	-
		-	-	8,306	-	-	2,000,000	1,000,000	1,000,000
Transfers/Other Sources (Uses)		-	-	8,306	-	-	2,000,000	1,000,000	1,000,000
Grand Total Expenditures		28,029,953	30,924,598	30,788,649	31,334,005	31,615,107	33,588,087	33,417,568	34,215,136

Fund:	FND67800 Fringe Benefits	OAKLAND COUNTY, MICHIGAN						
		FY2024 AND FY2025 AND FY2026 County Executive Recommended Budget						

Account Number/Description	FY 2022	FY 2023		FY 2024	FY 2025	FY 2024	FY 2025	FY 2026
	Actual	Adopted Budget	Amended Budget	Amended Plan	Amended Plan	County Exec. Recommended	County Exec. Recommended	County Exec. Recommended

Revenues

Revenue		FY 2022	FY 2023	FY 2023	FY 2024	FY 2025	FY 2024	FY 2025	FY 2026
Charges for Services		Actual	Adopted Budget	Amended Budget	Amended Plan	Amended Plan	County Exec. Recommended	County Exec. Recommended	County Exec. Recommended
630336	Compensation Insurance	2,504,482	3,342,722	3,296,663	3,177,276	3,183,847	2,783,075	2,804,437	2,829,373
630484	Deferred Compensation -Match	3,410,068	4,500,000	4,500,000	4,500,000	4,500,000	4,330,548	4,331,824	4,333,026
630490	Defined Contributions County	24,270,654	24,000,000	24,000,000	24,500,000	25,000,000	23,825,636	24,667,524	25,408,400
630491	Defined Contribution PTNE Revenue	210,278	200,000	200,000	200,000	200,000	327,888	341,000	353,368
630504	Dental Insurance Revenue	3,750,469	3,305,000	3,305,000	3,305,000	3,305,000	3,420,000	3,546,175	3,676,766
630625	Employee Benefits Unit	1,193,748	1,328,644	1,328,644	1,353,752	1,368,645	1,617,589	1,839,329	2,042,937
630630	Employees In Service Training	1,405,895	1,872,722	1,872,722	1,891,887	1,910,105	2,482,358	2,543,169	2,605,637
630632	Employee Recognition	211,757	275,028	275,028	304,176	306,623	-	-	-
630672	FB Retirees Hospitalization	34,250,834	34,001,130	34,001,130	34,001,533	33,998,112	34,001,533	33,998,112	30,719,419
630737	Flex Benefit Plan	88,296	85,000	85,000	85,000	85,000	85,000	85,000	85,000
630819	Fringe Benefits Revenue	126,208	132,702	132,702	135,292	137,636	125,028	133,292	142,051
630861	Group Life Insurance Revenue	518,011	680,000	680,000	680,000	680,000	740,000	765,200	790,904
630896	Hospitalization Insurance	25,210,087	39,946,197	39,946,197	43,904,648	50,807,500	43,944,545	49,682,597	54,770,061
631407	Optical Insurance Revenue	339,822	98,500	98,500	98,500	98,500	111,000	113,725	121,682
631583	Prescription Coverage Insuranc	8,891,189	13,000,000	13,000,000	13,000,000	13,000,000	11,950,000	13,980,000	15,560,860
631950	Retirement Health Savings	4,848,466	3,800,000	3,800,000	3,800,000	3,000,000	4,835,980	4,835,980	4,835,980
631953	Retirement Administration	3,914,962	4,437,337	4,437,337	4,464,091	4,489,015	4,695,624	4,778,506	4,897,385
631954	Retirement Administration PTNE	237,231	350,000	350,000	350,000	350,000	350,000	350,000	350,000
631974	Salary Continuation	3,811,472	4,200,000	4,200,000	4,200,000	4,200,000	4,952,674	5,125,849	5,286,552
632114	Social Security Revenue	21,347,972	21,168,500	21,168,500	21,168,500	21,168,500	23,779,000	24,630,896	25,449,153
632387	Tuition Reimbursement Revenue	353,122	400,000	400,000	400,000	400,000	400,000	500,000	500,000
632394	Unemployment Compensation-Revenue	290,453	300,000	300,000	300,000	300,000	200,000	200,000	200,000
632487	Wellness Unit	498,349	521,800	521,800	524,171	526,299	-	-	-
630631	Employee Engagement	-	-	-	-	-	996,662	1,018,999	1,027,752
631959	Pension Expense Contribution Refund	-	-	-	-	-	1,193,986	2,387,972	3,581,958
		141,683,828	161,945,282	161,899,223	166,343,826	173,014,782	171,148,127	182,659,586	189,568,264
ISF External Revenue									
635840	Ext- Training	600	10,000	10,000	10,000	10,000	10,000	10,500	11,000
635860	Ext -Wellness Revenue	-	10,000	10,000	10,000	10,000	15,000	15,000	15,000
635125	Ext-Dental Insurance	1,539	20,000	20,000	20,000	20,000	20,000	20,000	20,000
635233	Ext-Flex Ben Hosp Deductions	5,237,245	5,333,000	5,333,000	5,333,000	5,333,000	5,750,000	5,333,000	5,833,000
635255	Ext Flex Ben Dental Insurance	160,683	175,000	175,000	175,000	175,000	165,000	165,000	165,000
635260	Ext-Flex Benefit Deductions	519,835	520,000	520,000	520,000	520,000	520,000	520,000	520,000
635265	Ext Flex Ben Vision Insurance	142,329	150,000	150,000	150,000	150,000	145,000	150,000	150,000
635270	Ext-Flex Ben Arrearages	27,131	-	-	-	-	-	-	-
635314	Ext-Forfeiture of Deposits	102,070	-	-	-	-	-	-	-
635341	Ext-Hospitalization Insurance	212,471	180,000	180,000	180,000	180,000	250,000	250,000	250,000
635503	Ext-Optical Insurance	108	1,500	1,500	1,500	1,500	1,500	1,500	1,500
635620	Ext-Presc Drug Rebates	3,384,085	2,000,000	2,000,000	2,000,000	2,000,000	2,000,000	2,000,000	2,000,000
635740	Ext-Retiree Presc Drug Rebates	-	-	-	-	-	1,050,000	-	-
		9,788,097	8,399,500	8,399,500	8,399,500	8,399,500	9,926,500	8,465,000	8,965,500
Investment Income									
655077	Accrued Interest Adjustments	41,795	-	-	-	-	-	-	-
655385	Income from Investments	345,869	1,500,000	1,500,000	1,500,000	1,500,000	3,090,000	3,090,000	3,090,000
655462	Increase Market Value Investment	(2,458,889)	-	-	-	-	-	-	-

Fund: FND67800 Fringe Benefits		OAKLAND COUNTY, MICHIGAN						
		FY2024 AND FY2025 AND FY2026 County Executive Recommended Budget						
Account Number/Description	FY 2022	FY 2023		FY 2024	FY 2025	FY 2024	FY 2025	FY 2026
	Actual	Adopted Budget	Amended Budget	Amended Plan	Amended Plan	County Exec. Recommended	County Exec. Recommended	County Exec. Recommended
	(2,071,225)	1,500,000	1,500,000	1,500,000	1,500,000	3,090,000	3,090,000	3,090,000
Other Revenues								
670513 Prior Years Revenue	1,253	-	-	-	-	-	-	-
670570 Refund Prior Years Expenditure	18,744	-	-	-	-	-	-	-
	19,998	-	-	-	-	-	-	-
Revenue	149,420,697	171,844,782	171,798,723	176,243,326	182,914,282	184,164,627	194,214,586	201,623,764
Grand Total Revenues	149,420,697	171,844,782	171,798,723	176,243,326	182,914,282	184,164,627	194,214,586	201,623,764
Expenditures								
Personnel								
Salaries Regular								
702010 Salaries Regular	1,085,488	1,898,884	1,868,579	1,858,194	1,912,134	2,089,997	2,211,423	2,293,429
702030 Holiday	57,056	-	-	-	-	-	-	-
702050 Annual Leave	66,478	-	-	-	-	-	-	-
702080 Sick Leave	20,372	-	-	-	-	-	-	-
702110 Per Diem Expense	2,214	-	-	-	-	-	-	-
702300 Disaster Non-Prod Salaries	2,864	-	-	-	-	-	-	-
712020 Overtime	40,119	24,000	24,000	24,000	24,000	24,000	24,000	24,000
712040 Holiday Overtime	802	-	-	-	-	-	-	-
	1,275,393	1,922,884	1,892,579	1,882,194	1,936,134	2,113,997	2,235,423	2,317,429
Fringe Benefits								
722750 Workers Compensation	1,150	2,116	2,116	2,116	2,116	20,235	21,141	21,590
722760 Group Life	2,536	3,861	3,861	3,861	3,861	5,597	5,893	6,091
722770 Retirement	337,879	463,039	463,039	463,039	463,039	506,555	535,161	563,563
722780 Hospitalization (Personnel)	169,841	292,870	292,870	292,870	292,870	357,055	397,617	434,844
722790 Social Security	90,512	137,590	137,590	137,590	137,590	163,214	172,392	178,562
722800 Dental	21,110	27,754	27,754	27,754	27,754	25,638	25,737	26,334
722810 Disability	17,395	28,061	28,061	28,061	28,061	34,456	36,381	37,685
722820 Unemployment Insurance (Personnel)	1,274	1,883	1,883	1,883	1,883	1,474	1,565	1,615
722850 Optical	1,695	2,628	2,628	2,628	2,628	1,405	1,453	1,488
722900 Fringe Benefit Adjustments	-	8,002	(7,752)	(35,233)	(17,647)	(70,316)	(71,722)	(71,722)
725000 Pension Expense	27,115,956	-	-	-	-	-	-	-
725075 OPEB Expense	(37,070,644)	-	-	-	-	-	-	-
	(9,311,296)	967,804	952,050	924,569	942,155	1,045,314	1,125,619	1,200,050
Personnel	(8,035,903)	2,890,688	2,844,629	2,806,763	2,878,289	3,159,311	3,361,041	3,517,478
Operating Expenses								
Contractual Services								
730926 Indirect Costs	199,693	260,000	260,000	260,000	260,000	222,500	222,500	222,500
730940 Insurance	269,742	300,000	300,000	300,000	300,000	300,000	300,000	300,000
731073 Legal Services	12,787	25,000	25,000	25,000	25,000	40,000	30,000	30,000
731213 Membership Dues	5,008	7,700	7,700	7,700	7,700	9,200	14,700	14,700
731218 Michigan IPAA Tax	11,714	15,000	15,000	15,000	15,000	15,000	15,000	15,000
731248 Monitoring Service	185,000	185,000	185,000	185,000	185,000	200,000	200,000	200,000

Fund:		OAKLAND COUNTY, MICHIGAN								
		FY2024 AND FY2025 AND FY2026 County Executive Recommended Budget								
		FY 2022	FY 2023		FY 2024	FY 2025	FY 2024	FY 2025	FY 2026	
Account Number/Description		Actual	Adopted Budget	Amended Budget	Amended Plan	Amended Plan	County Exec. Recommended	County Exec. Recommended	County Exec. Recommended	
731325	Optical Insurance Expense	239,025	250,000	250,000	250,000	250,000	257,500	265,225	273,182	
731333	Patient Ctr Outcome Research	17,022	28,000	28,000	28,000	28,000	30,000	30,000	30,000	
731334	Paying Agents Fee Contractual	500	500	500	500	500	500	500	500	
731336	Penalties	50	-	-	-	-	-	-	-	
731338	Pension Contribution Exp	-	-	-	-	-	1,193,986	2,387,972	3,581,958	
731339	Periodicals Books Publ Sub	4,924	4,800	4,800	4,800	4,800	2,100	2,100	2,100	
731346	Personal Mileage	181	1,200	1,200	1,200	1,200	800	800	800	
731388	Printing	17,848	12,700	12,700	12,700	12,700	31,000	28,000	28,000	
731458	Professional Services	777,895	742,500	742,500	742,500	742,500	1,408,000	1,513,000	1,675,750	
731645	Retirement Health Savings	3,746,338	3,800,000	3,800,000	3,800,000	3,000,000	4,835,980	4,835,980	4,835,980	
731738	Sick and Annual Leave Cash-Out	3,005,552	3,660,000	3,660,000	3,660,000	3,660,000	3,769,800	3,845,196	3,922,100	
731749	Physical Fitness Award	10,250	9,000	9,000	9,000	9,000	10,000	10,000	10,000	
731766	Social Security Expense	21,229,289	21,168,500	21,168,500	21,168,500	21,168,500	23,779,000	24,630,896	25,449,153	
731818	Special Event Program	109,782	150,000	150,000	175,000	175,000	170,000	170,000	170,000	
731850	State of Michigan Fees	55,983	50,000	50,000	50,000	50,000	55,000	55,000	55,000	
732018	Travel and Conference	17,082	47,800	47,800	47,800	47,800	44,800	44,800	44,800	
732032	Tuition Reimbursement Expense	271,706	400,000	400,000	400,000	400,000	400,000	500,000	500,000	
732053	Unemployment Insurance (Contractual)	134,192	300,000	300,000	300,000	300,000	200,000	200,000	200,000	
732148	Wellness Screenings	81,750	251,200	254,550	254,550	254,550	255,000	255,000	255,000	
732165	Workshops and Meeting	260	5,000	5,000	5,000	5,000	5,000	5,000	5,000	
730037	Adj Prior Years Exp	3,266	-	-	-	-	-	-	-	
730283	Child Care Services	43,446	50,000	50,000	50,000	50,000	-	-	-	
730289	Claims	1,318,457	2,400,000	2,400,000	2,400,000	2,400,000	2,000,000	2,000,000	2,000,000	
730499	Deferred Comp-County Pmts	3,425,358	4,524,000	5,159,000	4,977,000	4,977,000	4,330,548	4,331,824	4,333,026	
730506	Defined Cont County Retirement	24,451,017	24,000,000	24,000,000	24,500,000	25,000,000	23,825,636	24,667,524	25,408,400	
730507	Defined Cont PTNE Retirement	217,686	200,000	200,000	200,000	200,000	327,888	341,000	353,368	
730513	Dental Insurance Expense	3,212,705	3,500,000	3,500,000	3,500,000	3,500,000	3,605,000	3,731,175	3,861,766	
730534	Disability Insurance	3,753,404	4,200,000	4,200,000	4,200,000	4,200,000	4,952,674	5,125,849	5,286,552	
730576	Employee In-Service Training	393,200	803,500	803,500	803,500	803,500	953,000	979,250	1,006,813	
730583	Employee In-Svc Training IT	139,107	300,000	300,000	300,000	300,000	300,000	300,000	300,000	
730737	Flex Benefit Plan Payments	84,884	85,000	85,000	85,000	85,000	85,000	85,000	85,000	
730821	Group Life Insurance Expense	962,125	1,200,000	1,200,000	1,200,000	1,200,000	1,260,000	1,285,200	1,310,904	
730870	Hospitalization (Contractual)	51,397,491	51,050,000	51,050,000	53,600,000	56,277,500	54,445,000	58,250,900	62,323,213	
730872	Hosp Prescription Coverage	15,709,803	15,000,000	15,000,000	15,000,000	15,000,000	15,000,000	15,980,000	17,560,860	
730577	Employee In-Servie DEI	-	-	-	-	-	300,000	300,000	300,000	
		135,515,521	138,986,400	139,624,750	142,517,750	144,895,250	148,619,912	156,939,391	165,951,425	
Commodities										
750567	Training-Educational Supplies	74	50,000	50,000	50,000	50,000	50,000	50,000	50,000	
750170	Other Expendable Equipment	3,105	5,000	5,000	5,000	5,000	5,000	5,000	5,000	
750392	Metered Postage Expense	1,927	11,000	11,000	11,000	11,000	9,000	11,000	11,000	
750399	Office Supplies	2,518	11,700	11,700	11,700	11,700	10,750	10,750	10,750	
		7,624	77,700	77,700	77,700	77,700	74,750	76,750	76,750	
Interest on Debt										
765031	Interest Expense on Debt	6,412,669	5,395,630	5,395,630	4,341,033	3,247,612	4,341,033	3,247,612	2,113,919	
		6,412,669	5,395,630	5,395,630	4,341,033	3,247,612	4,341,033	3,247,612	2,113,919	
Operating Expenses		141,935,813	144,459,730	145,098,080	146,936,483	148,220,562	153,035,695	160,263,753	168,142,094	

Fund: FND67800 Fringe Benefits		OAKLAND COUNTY, MICHIGAN							
		FY2024 AND FY2025 AND FY2026 County Executive Recommended Budget							
		FY 2022	FY 2023		FY 2024	FY 2025	FY 2024	FY 2025	FY 2026
Account Number/Description		Actual	Adopted Budget	Amended Budget	Amended Plan	Amended Plan	County Exec. Recommended	County Exec. Recommended	County Exec. Recommended
Internal Support									
Internal Services									
770631	Bldg Space Cost Allocation	354,785	366,965	366,965	411,589	415,558	396,789	434,116	443,754
772618	Equipment Rental	3,360	3,360	3,360	3,360	3,360	3,360	3,360	3,360
774636	Info Tech Operations	95,434	131,073	131,073	131,073	131,073	131,073	131,073	131,073
774637	Info Tech Managed Print Svcs	3,803	4,334	4,334	4,334	4,334	4,334	4,334	4,334
774677	Insurance Fund	23,363	21,204	21,204	21,258	21,312	21,873	21,873	21,873
775754	Maintenance Department Charges	3,114	12,050	12,050	12,050	12,050	12,050	12,050	12,050
778675	Telephone Communications	24,999	22,060	22,060	22,060	22,060	22,898	22,898	22,898
		508,858	561,046	561,046	605,724	609,747	592,377	629,704	639,342
		508,858	561,046	561,046	605,724	609,747	592,377	629,704	639,342
Internal Support									
Transfers/Other Sources (Uses)									
Tranfers Out									
796500	Budgeted Equity Adjustments	-	23,933,318	23,294,968	25,894,356	31,205,684	27,377,243	29,960,087	29,324,849
		-	23,933,318	23,294,968	25,894,356	31,205,684	27,377,243	29,960,087	29,324,849
		-	23,933,318	23,294,968	25,894,356	31,205,684	27,377,243	29,960,087	29,324,849
		134,408,768	171,844,782	171,798,723	176,243,326	182,914,282	184,164,627	194,214,586	201,623,764

Fund: FND63600 Information Technology		OAKLAND COUNTY, MICHIGAN							
		FY2024 AND FY2025 AND FY2026 County Executive Recommended Budget							
		FY 2022	FY 2023		FY 2024	FY 2025	FY 2024	FY 2025	FY 2026
Account Number/Description		Actual	Adopted Budget	Amended Budget	Amended Plan	Amended Plan	County Exec. Recommended	County Exec. Recommended	County Exec. Recommended
Revenues									
Revenue									
Charges for Services									
630266	CLEMIS Operations Outside	100,718	201,878	201,878	201,878	201,878	201,878	201,878	201,878
630637	Enhanced Access Fees	1,270	-	-	-	-	-	-	-
630658	Equipment Rental Revenue	848,312	875,648	896,142	900,408	895,612	900,408	895,612	895,612
631137	Managed Print Services	575,061	750,000	750,000	750,000	750,000	750,000	750,000	750,000
631302	Non Governmental Development	3,785,635	2,301,095	2,301,095	2,301,095	2,301,095	2,301,095	2,301,095	2,301,095
631309	Non Governmental Operating	7,995,310	6,273,568	6,273,568	6,248,257	6,248,257	6,546,855	6,532,433	6,554,073
631365	OC Depts Development Support	4,824,954	6,325,110	6,325,110	6,325,110	6,325,110	6,325,110	6,325,110	6,325,110
631372	OC Depts Operations	19,648,434	18,583,826	18,583,826	18,611,948	18,641,628	19,258,359	19,820,780	19,964,034
		37,779,695	35,311,125	35,331,619	35,338,696	35,363,580	36,283,705	36,826,908	36,991,802
ISF External Revenue									
635017	Ext-Agencies Revenue	221,836	260,000	260,000	260,000	260,000	260,000	260,000	260,000
635098	Ext-Defer Land File Tax Bills	71,409	55,000	55,000	55,000	55,000	55,000	55,000	55,000
635179	Ext-Enhanced Access Fees Rev	1,412,015	1,488,203	1,488,203	987,731	350,000	987,731	987,731	350,000
635276	FOIA Fee	2,099	-	-	-	-	-	-	-
635530	Ext-Other Revenue	8,899	500	500	500	500	500	500	500
635719	Ext-Reimb of Equalization Serv	11,306	11,522	11,522	11,522	11,522	11,522	11,522	11,522
		1,727,564	1,815,225	1,815,225	1,314,753	677,022	1,314,753	1,314,753	677,022
Investment Income									
655077	Accrued Interest Adjustments	6,718	-	-	-	-	-	-	-
655385	Income from Investments	10,710	65,000	65,000	65,000	65,000	65,000	65,000	65,000
		17,428	65,000	65,000	65,000	65,000	65,000	65,000	65,000
Planned Use of Balance									
665882	Planned Use Fund Balance	-	9,470,705	9,333,210	10,602,631	11,131,111	12,390,203	14,222,536	15,304,028
		-	9,470,705	9,333,210	10,602,631	11,131,111	12,390,203	14,222,536	15,304,028
Other Revenues									
670627	Sale of Equipment (Trade In)	24,892	20,000	20,000	20,000	20,000	20,000	20,000	20,000
		24,892	20,000	20,000	20,000	20,000	20,000	20,000	20,000
Gain or Loss on Exchange of Assets									
675354	Gain on Sale of Equipment	-	5,500	5,500	5,500	5,500	5,500	5,500	5,500
		-	5,500	5,500	5,500	5,500	5,500	5,500	5,500
Revenue		39,549,579	46,687,555	46,570,554	47,346,580	47,262,213	50,079,161	52,454,697	53,063,352

Fund:	FND63600 Information Technology	OAKLAND COUNTY, MICHIGAN						
		FY2024 AND FY2025 AND FY2026 County Executive Recommended Budget						

Account Number/Description	FY 2022	FY 2023		FY 2024	FY 2025	FY 2024	FY 2025	FY 2026
	Actual	Adopted Budget	Amended Budget	Amended Plan	Amended Plan	County Exec. Recommended	County Exec. Recommended	County Exec. Recommended
Other Financing Sources								
Transfers In								
695500 Transfers In	8,902,324	7,921,944	8,468,169	7,934,876	7,934,876	7,934,876	7,934,876	7,934,876
	8,902,324	7,921,944	8,468,169	7,934,876	7,934,876	7,934,876	7,934,876	7,934,876
Other								
690189 Capital Asset Contributions	6,005,459	-	-	-	-	-	-	-
	6,005,459	-	-	-	-	-	-	-
Other Financing Sources	14,907,783	7,921,944	8,468,169	7,934,876	7,934,876	7,934,876	7,934,876	7,934,876
Grand Total Revenues	54,457,362	54,609,499	55,038,723	55,281,456	55,197,089	58,014,037	60,389,573	60,998,228

Expenditures								
Personnel								
Salaries Regular								
702010 Salaries Regular	9,954,468	13,551,261	13,551,261	13,813,026	13,847,256	14,158,831	14,604,518	15,033,730
702030 Holiday	533,449	-	-	-	-	-	-	-
702050 Annual Leave	634,627	-	-	-	-	-	-	-
702073 Parental Leave	16,758	-	-	-	-	-	-	-
702080 Sick Leave	224,780	-	-	-	-	-	-	-
702120 Jury Duty	109	-	-	-	-	-	-	-
702130 Shift Premium	3,368	-	-	-	-	-	-	-
702190 Workers Compensation Pay	2,146	-	-	-	-	-	-	-
702200 Death Leave	18,962	-	-	-	-	-	-	-
702300 Disaster Non-Prod Salaries	15,497	-	-	-	-	-	-	-
702160 Summer Help	-	11,700	11,700	11,700	11,700	11,700	11,700	11,700
712020 Overtime	105,427	102,770	102,770	102,770	102,770	102,770	102,770	102,770
712040 Holiday Overtime	14,775	-	-	-	-	-	-	-
712090 On Call	188	3,000	3,000	3,000	3,000	3,000	3,000	3,000
	11,524,554	13,668,731	13,668,731	13,930,496	13,964,726	14,276,301	14,721,988	15,151,200
Fringe Benefits								
722740 Fringe Benefits Expense	-	29,289	29,289	29,289	29,289	-	-	-
722750 Workers Compensation	13,193	17,964	17,964	17,964	17,964	14,787	15,205	15,607
722760 Group Life	24,300	28,306	28,306	28,306	28,306	32,252	33,260	34,234
722770 Retirement	2,804,250	3,338,869	3,338,869	3,338,869	3,338,869	3,436,438	3,540,823	3,717,458
722780 Hospitalization (Personnel)	1,120,232	1,484,647	1,484,647	1,484,647	1,484,647	1,795,891	2,043,225	2,270,217
722790 Social Security	855,050	985,775	985,775	985,775	985,775	1,070,709	1,102,834	1,134,690
722800 Dental	121,524	133,377	133,377	133,377	133,377	111,788	112,340	115,664
722810 Disability	174,119	206,201	206,201	206,201	206,201	226,845	233,952	240,791
722820 Unemployment Insurance (Personnel)	11,536	13,174	13,174	13,174	13,174	8,495	8,763	9,020
722850 Optical	10,780	12,517	12,517	12,517	12,517	3,530	3,787	3,971
722900 Fringe Benefit Adjustments	-	154,610	154,610	637,148	580,335	-	-	-
	5,134,983	6,404,729	6,404,729	6,887,267	6,830,454	6,700,737	7,094,188	7,541,652
Personnel	16,659,537	20,073,460	20,073,460	20,817,763	20,795,180	20,977,039	21,816,176	22,692,852

Fund:	FND63600 Information Technology	OAKLAND COUNTY, MICHIGAN							
		FY2024 AND FY2025 AND FY2026 County Executive Recommended Budget							
		FY 2022	FY 2023		FY 2024	FY 2025	FY 2024	FY 2025	FY 2026
Account Number/Description		Actual	Adopted Budget	Amended Budget	Amended Plan	Amended Plan	County Exec. Recommended	County Exec. Recommended	County Exec. Recommended

Operating Expenses

Contractual Services

730926	Indirect Costs	1,784,864	1,718,113	1,718,113	1,718,113	1,718,113	1,718,113	1,718,113	1,718,113
731136	Logos Trademarks Intellect Prp	1,200	-	-	-	-	-	-	-
731150	Maintenance Contract	177,369	128,233	128,233	128,233	128,233	128,233	128,233	128,233
731213	Membership Dues	1,246	10,760	10,760	10,760	10,760	10,760	10,760	10,760
731241	Miscellaneous	18	-	-	-	-	-	-	-
731346	Personal Mileage	325	8,400	8,400	8,400	8,400	8,400	8,400	8,400
731388	Printing	-	100	100	100	100	100	100	100
731458	Professional Services	6,819,781	4,585,188	4,868,353	4,435,188	4,435,188	4,770,483	4,843,548	4,600,998
731773	Software Rental Lease Purchase	1,513,410	258,672	258,672	258,672	258,672	258,672	258,672	258,672
731780	Software Support Maintenance	7,143,619	6,888,550	6,888,550	7,050,251	7,058,751	6,827,066	7,411,768	7,421,832
731941	Training	4,200	-	-	-	-	-	-	-
732018	Travel and Conference	17,336	90,600	90,600	90,600	90,600	90,600	90,600	90,600
732165	Workshops and Meeting	40	-	-	-	-	-	-	-
730114	Auction Expense	511	2,000	2,000	2,000	2,000	2,000	2,000	2,000
730121	Bank Charges	39,320	25,630	25,630	17,010	3,000	17,010	17,010	3,000
730247	Charge Card Fee	1,310,078	828,680	828,680	550,000	100,000	550,000	550,000	100,000
730324	Communications	806,993	795,947	795,947	795,947	795,947	795,947	795,947	795,947
730373	Contracted Services	7,453,620	6,049,364	6,174,929	6,079,269	6,215,466	7,178,094	7,608,279	8,015,578
730583	Employee In-Svc Training IT	1,622	-	-	-	-	-	-	-
730585	Employee License-Certification	60	-	-	-	-	-	-	-
730646	Equipment Maintenance	305,120	458,260	458,260	458,260	758,260	458,260	758,260	758,260
730772	Freight and Express	266	1,000	1,000	1,000	1,000	1,000	1,000	1,000
730786	Garbage and Rubbish Disposal	519	6,500	6,500	6,500	6,500	6,500	6,500	6,500
		27,381,519	21,855,997	22,264,727	21,610,303	21,590,990	22,821,238	24,209,190	23,919,993

Commodities

750406	Paper Printing	-	40,000	40,000	40,000	40,000	40,000	40,000	40,000
750413	Parts and Accessories	356,757	63,599	63,599	63,599	63,599	63,599	63,599	63,599
750455	Printing Supplies	-	25,000	25,000	25,000	25,000	25,000	25,000	25,000
750049	Computer Supplies	-	20,000	20,000	20,000	20,000	20,000	20,000	20,000
750154	Expendable Equipment	2,533,709	2,294,435	2,294,435	2,269,724	2,264,724	2,298,699	2,264,724	2,264,724
750392	Metered Postage Expense	270	910	910	910	910	910	910	910
750399	Office Supplies	3,902	12,000	12,000	12,000	12,000	12,000	12,000	12,000
		2,894,638	2,455,944	2,455,944	2,431,233	2,426,233	2,460,208	2,426,233	2,426,233

Depreciation

760132	Computer Equipment	580,998	-	-	-	-	5,645,187	5,658,018	5,632,902
760140	Computer Software	636,638	-	-	-	-	2,178,673	2,291,530	2,291,530
760155	In Car Camera	45,464	-	-	-	-	30,919	16,254	14,099
760156	Office Equipment	69,781	-	-	-	-	1,144,591	1,106,881	1,115,630
760157	Equipment	431,988	8,494,720	8,515,214	8,560,443	8,560,443	-	-	-
760159	Medical and Laboratory Equipment	6,905	-	-	-	-	16,872	14,925	5,190
760172	Telephone Equipment	226,148	-	-	-	-	697,829	697,829	697,829
760173	MDC Equipment	42,637	-	-	-	-	61,513	61,513	61,513
		2,040,561	8,494,720	8,515,214	8,560,443	8,560,443	9,775,585	9,846,951	9,818,693

Operating Expenses

	32,316,718	32,806,661	33,235,885	32,601,979	32,577,666	35,057,031	36,482,374	36,164,919
--	-------------------	-------------------	-------------------	-------------------	-------------------	-------------------	-------------------	-------------------

Fund:	FND63600 Information Technology	OAKLAND COUNTY, MICHIGAN						
		FY2024 AND FY2025 AND FY2026 County Executive Recommended Budget						

Account Number/Description	FY 2022	FY 2023		FY 2024	FY 2025	FY 2024	FY 2025	FY 2026
	Actual	Adopted Budget	Amended Budget	Amended Plan	Amended Plan	County Exec. Recommended	County Exec. Recommended	County Exec. Recommended

Internal Support									
Internal Services									
770631	Bldg Space Cost Allocation	820,287	872,146	872,146	978,200	987,637	978,237	1,070,262	1,094,023
774677	Insurance Fund	330,992	593,740	593,740	620,022	620,995	723,884	742,916	768,588
775754	Maintenance Department Charges	158,238	26,548	26,548	26,548	26,548	26,548	26,548	26,548
776659	Motor Pool Fuel Charges	4,136	3,301	3,301	3,301	3,301	4,320	4,320	4,320
776661	Motor Pool	25,713	25,046	25,046	25,046	25,046	30,452	30,452	30,452
778675	Telephone Communications	216,710	208,597	208,597	208,597	208,597	216,526	216,526	216,526
		1,556,076	1,729,378	1,729,378	1,861,714	1,872,124	1,979,967	2,091,024	2,140,457

Internal Support	1,556,076	1,729,378	1,729,378	1,861,714	1,872,124	1,979,967	2,091,024	2,140,457
-------------------------	------------------	------------------	------------------	------------------	------------------	------------------	------------------	------------------

Transfers/Other Sources (Uses)									
Tranfers Out									
788001	Transfers Out	43,645	-	-	-	-	-	-	
		43,645	-	-	-	-	-	-	
		43,645	-	-	-	-	-	-	
Grand Total Expenditures		50,575,975	54,609,499	55,038,723	55,281,456	55,244,970	58,014,037	60,389,573	60,998,228

Fund:	FND66100 Motor Pool	OAKLAND COUNTY, MICHIGAN						
		FY2024 AND FY2025 AND FY2026 County Executive Recommended Budget						

Account Number/Description	FY 2022	FY 2023		FY 2024	FY 2025	FY 2024	FY 2025	FY 2026
	Actual	Adopted Budget	Amended Budget	Amended Plan	Amended Plan	County Exec. Recommended	County Exec. Recommended	County Exec. Recommended

Revenues

Revenue									
Charges for Services									
630196	Car Wash Revenue	667	900	900	900	900	900	900	
630833	Gasoline Oil Grease Charges	3,001,032	2,579,792	2,609,381	2,620,311	2,621,105	2,913,106	2,910,000	
631071	Leased Equipment	5,221,654	5,675,733	5,838,023	5,989,902	5,982,403	5,989,902	5,982,403	
631463	Parts and Accessories	263,925	326,000	448,000	302,000	302,000	302,000	302,000	
631610	Productive Labor	306,219	360,683	438,530	428,046	430,179	448,046	450,179	
632198	Sublet Repairs Revenue	2,962	50,000	50,000	50,000	50,000	20,000	20,000	
		8,796,460	8,993,108	9,384,834	9,391,159	9,386,587	9,673,954	9,665,482	9,665,482
ISF External Revenue									
635854	Ext-Warranty Reimbursements	4,367	18,000	18,000	18,000	18,000	18,000	18,000	
635530	Ext-Other Revenue	25,739	45,000	45,000	45,000	45,000	35,000	35,000	
635557	Ext-Parts and Accessories Rev	31,422	12,000	12,000	12,000	12,000	20,000	20,000	
635665	Ext-Productive Labor Rev	48,100	55,000	55,000	55,000	55,000	55,000	55,000	
		109,628	130,000	130,000	130,000	130,000	128,000	128,000	128,000
Investment Income									
655077	Accrued Interest Adjustments	2,077	-	-	-	-	-	-	
655385	Income from Investments	24,257	40,000	40,000	40,000	40,000	40,000	40,000	
		26,335	40,000	40,000	40,000	40,000	40,000	40,000	
Planned Use of Balance									
665882	Planned Use Fund Balance	-	-	-	501,510	587,108	395,118	1,026,906	
		-	-	-	501,510	587,108	395,118	1,026,906	474,686
Other Revenues									
670627	Sale of Equipment (Trade In)	443,914	500	500	500	500	500	500	
670741	Sale of Scrap	2,507	2,200	2,200	2,200	2,200	2,200	2,200	
		446,421	2,700	2,700	2,700	2,700	2,700	2,700	
Gain or Loss on Exchange of Assets									
675660	Gain on Sale of Vehicles	982,439	500,000	500,000	500,000	500,000	600,000	600,000	
675661	Loss on Sale of Vehicles	(3,790)	-	-	-	-	-	-	
		978,649	500,000	500,000	500,000	500,000	600,000	600,000	600,000
Revenue		10,357,494	9,665,808	10,057,534	10,565,369	10,646,395	10,839,772	11,463,088	10,910,868
Other Financing Sources									
Transfers In									
695500	Transfers In	396,063	421,151	785,407	-	-	317,000	-	
		396,063	421,151	785,407	-	-	317,000	-	
Other Financing Sources		396,063	421,151	785,407	-	-	317,000	-	-
Grand Total Revenues		10,753,557	10,086,959	10,842,941	10,565,369	10,646,395	11,156,772	11,463,088	10,910,868

Fund:	FND66100 Motor Pool	OAKLAND COUNTY, MICHIGAN							
		FY2024 AND FY2025 AND FY2026 County Executive Recommended Budget							
		FY 2022	FY 2023		FY 2024	FY 2025	FY 2024	FY 2025	FY 2026
Account Number/Description		Actual	Adopted Budget	Amended Budget	Amended Plan	Amended Plan	County Exec. Recommended	County Exec. Recommended	County Exec. Recommended

Expenditures

Personnel

Salaries Regular

702010	Salaries Regular	829,417	1,045,845	1,093,901	1,243,360	1,277,555	1,244,066	1,280,732	1,307,043
702030	Holiday	47,042	-	-	-	-	-	-	-
702050	Annual Leave	68,728	-	-	-	-	-	-	-
702080	Sick Leave	19,088	-	-	-	-	-	-	-
702130	Shift Premium	5,290	-	-	-	-	-	-	-
702190	Workers Compensation Pay (197)	-	-	-	-	-	-	-	-
702200	Death Leave	2,790	-	-	-	-	-	-	-
702300	Disaster Non-Prod Salaries	3,763	-	-	-	-	-	-	-
712020	Overtime	22,387	35,000	35,000	35,000	35,000	35,000	35,000	35,000
712040	Holiday Overtime	210	-	-	-	-	-	-	-
712090	On Call	28,252	26,500	26,500	26,500	26,500	26,500	26,500	26,500
		1,026,770	1,107,345	1,155,401	1,304,860	1,339,055	1,305,566	1,342,232	1,368,543

Fringe Benefits

722740	Fringe Benefits Expense	-	-	30,625	93,221	95,012	93,221	95,012	95,012
722750	Workers Compensation	18,734	23,109	23,109	23,109	23,109	15,667	16,116	16,490
722760	Group Life	2,105	2,274	2,274	2,274	2,274	2,520	2,595	2,648
722770	Retirement	274,114	276,317	276,317	276,317	276,317	302,480	309,902	322,021
722780	Hospitalization (Personnel)	93,379	108,419	108,419	108,419	108,419	147,525	168,031	186,851
722790	Social Security	76,209	80,008	80,008	80,008	80,008	88,560	90,979	92,992
722800	Dental	11,593	11,561	11,561	11,561	11,561	10,299	10,351	10,661
722810	Disability	15,110	16,500	16,500	16,500	16,500	17,698	18,208	18,633
722820	Unemployment Insurance (Personnel)	1,027	1,045	1,045	1,045	1,045	658	677	692
722850	Optical	1,118	1,114	1,114	1,114	1,114	346	372	391
722900	Fringe Benefit Adjustments	-	31,362	31,362	48,708	58,913	-	-	-
		493,388	551,709	582,334	662,276	674,272	678,974	712,243	746,392

Personnel

	1,520,158	1,659,054	1,737,735	1,967,136	2,013,327	1,984,540	2,054,475	2,114,935
--	------------------	------------------	------------------	------------------	------------------	------------------	------------------	------------------

Operating Expenses

Contractual Services

730926	Indirect Costs	578,442	586,500	586,500	586,500	586,500	495,571	495,571	495,571
730940	Insurance	508,990	535,633	535,633	535,633	535,633	572,728	572,728	572,728
730947	Insurance Reserve Expense	296,504	300,000	300,000	300,000	300,000	300,000	300,000	300,000
731059	Laundry and Cleaning	9,096	6,500	8,750	8,750	8,750	12,250	12,250	12,250
731108	License Plates and Title Fees	3,951	3,000	3,000	3,000	3,000	3,000	3,000	3,000
731150	Maintenance Contract	25,974	25,000	25,000	25,000	25,000	25,000	-	-
731213	Membership Dues	2,638	2,000	2,000	2,000	2,000	2,000	2,000	2,000
731311	Oil Grease and Solvents	55,780	55,000	55,000	55,000	55,000	80,000	80,000	80,000
731339	Periodicals Books Publ Sub	502	1,000	1,000	1,000	1,000	1,000	1,000	1,000
731388	Printing	-	300	300	300	300	300	300	300
731773	Software Rental Lease Purchase	-	200,000	200,000	-	-	86,000	-	-
731878	Sublet Repairs Expense	130,608	140,000	140,000	140,000	140,000	140,000	140,000	140,000
731920	Tool Allowance	5,200	5,200	5,200	6,700	6,700	6,700	6,700	6,700

Fund:		OAKLAND COUNTY, MICHIGAN								
		FY2024 AND FY2025 AND FY2026 County Executive Recommended Budget								
		FY 2022	FY 2023		FY 2024	FY 2025	FY 2024	FY 2025	FY 2026	
Account Number/Description		Actual	Adopted Budget	Amended Budget	Amended Plan	Amended Plan	County Exec. Recommended	County Exec. Recommended	County Exec. Recommended	
731934	Towing and Storage Fees	80	500	500	500	500	500	500	500	
731941	Training	-	10,000	10,000	10,000	10,000	10,000	10,000	10,000	
732018	Travel and Conference	5,910	10,000	10,000	10,000	10,000	10,000	10,000	10,000	
730037	Adj Prior Years Exp	124	-	-	-	-	-	-	-	
730114	Auction Expense	18,852	25,000	25,000	25,000	25,000	25,000	25,000	25,000	
730233	Car Wash Expense	63,210	60,000	60,000	60,000	60,000	70,000	70,000	70,000	
730646	Equipment Maintenance	643	1,000	1,000	1,000	1,000	1,000	1,000	1,000	
730786	Garbage and Rubbish Disposal	2,410	2,500	2,500	2,500	2,500	2,500	2,500	2,500	
		1,708,912	1,969,133	1,971,383	1,772,883	1,772,883	1,843,549	1,732,549	1,732,549	
Commodities										
750413	Parts and Accessories	638,759	624,000	746,000	600,000	600,000	640,000	640,000	640,000	
750497	Shop Supplies	62,291	78,000	78,000	78,000	78,000	78,000	78,000	78,000	
750553	Tires and Tubes	199,465	220,000	220,000	220,000	220,000	220,000	220,000	220,000	
750063	Custodial Supplies	845	4,500	4,500	4,500	4,500	4,500	4,500	4,500	
750119	Dry Goods and Clothing	-	4,700	5,900	5,900	5,900	5,900	5,900	5,900	
750140	Employee Footwear	579	4,400	5,225	5,225	5,225	5,225	5,225	5,225	
750154	Expendable Equipment	-	3,000	10,524	-	-	12,000	-	-	
750210	Gasoline Charges	2,900,657	2,497,292	2,526,881	2,537,811	2,538,605	2,870,606	2,867,500	2,867,500	
750392	Metered Postage Expense	61	600	600	600	600	600	600	600	
750399	Office Supplies	2,782	2,400	2,400	2,400	2,400	2,400	2,400	2,400	
		3,805,440	3,438,892	3,600,030	3,454,436	3,455,230	3,839,231	3,824,125	3,824,125	
Depreciation										
760157	Equipment	9,687	4,133	4,133	8,802	6,807	10,268	9,068	8,699	
760188	Vehicles	2,645,152	2,699,436	2,774,162	3,088,571	3,127,448	3,232,404	3,581,877	2,966,181	
		2,654,838	2,703,569	2,778,295	3,097,373	3,134,255	3,242,673	3,590,945	2,974,880	
Operating Expenses		8,169,190	8,111,594	8,349,708	8,324,692	8,362,368	8,925,453	9,147,619	8,531,554	
Internal Support										
Internal Services										
770631	Bldg Space Cost Allocation	162,820	156,594	156,594	175,636	177,330	158,330	173,224	177,070	
774636	Info Tech Operations	60,908	56,244	56,244	56,244	56,244	56,244	56,244	56,244	
774637	Info Tech Managed Print Svcs	1,061	1,619	1,619	1,619	1,619	1,619	1,619	1,619	
774677	Insurance Fund	18,598	18,272	18,272	18,516	18,692	23,036	22,356	21,896	
775754	Maintenance Department Charges	12,542	500	500	500	500	500	500	500	
777560	Radio Communications	152	2,742	2,742	2,742	2,742	2,742	2,742	2,742	
778675	Telephone Communications	7,048	4,150	4,150	4,150	4,150	4,308	4,308	4,308	
		263,129	240,121	240,121	259,407	261,277	246,779	260,993	264,379	
Internal Support		263,129	240,121	240,121	259,407	261,277	246,779	260,993	264,379	

Fund: FND66100 Motor Pool		OAKLAND COUNTY, MICHIGAN							
		FY2024 AND FY2025 AND FY2026 County Executive Recommended Budget							
		FY 2022	FY 2023		FY 2024	FY 2025	FY 2024	FY 2025	FY 2026
Account Number/Description		Actual	Adopted Budget	Amended Budget	Amended Plan	Amended Plan	County Exec. Recommended	County Exec. Recommended	County Exec. Recommended
Transfers/Other Sources (Uses)									
Tranfers Out									
796500	Budgeted Equity Adjustments	-	76,190	515,377	14,134	9,423	-	-	-
		-	76,190	515,377	14,134	9,423	-	-	-
		-	76,190	515,377	14,134	9,423	-	-	-
Transfers/Other Sources (Uses)		-	76,190	515,377	14,134	9,423	-	-	-
Grand Total Expenditures		9,952,477	10,086,959	10,842,941	10,565,369	10,646,395	11,156,772	11,463,088	10,910,868

Fund:	FND67500 Telephone Communications	OAKLAND COUNTY, MICHIGAN						
		FY2024 AND FY2025 AND FY2026 County Executive Recommended Budget						

Account Number/Description	FY 2022	FY 2023		FY 2024	FY 2025	FY 2024	FY 2025	FY 2026
	Actual	Adopted Budget	Amended Budget	Amended Plan	Amended Plan	County Exec. Recommended	County Exec. Recommended	County Exec. Recommended

Revenues

Revenue								
Charges for Services								
631071	Leased Equipment	276	7,000	7,000	7,000	7,000	7,000	7,000
632009	Sale of Phone Service Internal	4,027,686	3,588,361	3,588,361	3,587,975	3,587,975	3,655,340	3,654,955
		4,027,962	3,595,361	3,595,361	3,594,975	3,594,975	3,662,340	3,661,955
ISF External Revenue								
635746	Ext-Sale of Phone Services Rev	5,286	12,000	12,000	12,000	12,000	12,000	12,000
		5,286	12,000	12,000	12,000	12,000	12,000	12,000
Investment Income								
655077	Accrued Interest Adjustments	854	-	-	-	-	-	-
655385	Income from Investments	9,338	30,000	30,000	30,000	30,000	30,000	30,000
		10,191	30,000	30,000	30,000	30,000	30,000	30,000
Planned Use of Balance								
665882	Planned Use Fund Balance	-	-	-	-	-	310,783	-
		-	-	-	-	-	310,783	-
Other Revenues								
670627	Sale of Equipment (Trade In)	1,005	-	-	-	-	-	-
		1,005	-	-	-	-	-	-
Revenue		4,044,445	3,637,361	3,637,361	3,636,975	3,636,975	4,015,123	3,703,955
Grand Total Revenues		4,044,445	3,637,361	3,637,361	3,636,975	3,636,975	4,015,123	3,703,955

Expenditures

Personnel								
Salaries Regular								
702010	Salaries Regular	75,890	99,479	99,479	102,463	104,513	106,316	110,445
702030	Holiday	4,573	-	-	-	-	-	-
702050	Annual Leave	9,224	-	-	-	-	-	-
702080	Sick Leave	2,552	-	-	-	-	-	-
712020	Overtime	-	1,000	1,000	1,000	1,000	1,000	1,000
		92,239	100,479	100,479	103,463	105,513	107,316	109,380
Fringe Benefits								
722750	Workers Compensation	83	109	109	109	109	85	87
722760	Group Life	200	216	216	216	216	244	253
722770	Retirement	21,786	24,823	24,823	24,823	24,823	24,854	25,355
722780	Hospitalization (Personnel)	12,541	14,569	14,569	14,569	14,569	17,614	20,062
722790	Social Security	6,703	7,610	7,610	7,610	7,610	8,210	8,368
722800	Dental	1,546	1,540	1,540	1,540	1,540	1,283	1,289
722810	Disability	1,455	1,569	1,569	1,569	1,569	1,717	1,750

Fund:		OAKLAND COUNTY, MICHIGAN							
		FY2024 AND FY2025 AND FY2026 County Executive Recommended Budget							
		FY 2022	FY 2023		FY 2024	FY 2025	FY 2024	FY 2025	FY 2026
Account Number/Description		Actual	Adopted Budget	Amended Budget	Amended Plan	Amended Plan	County Exec. Recommended	County Exec. Recommended	County Exec. Recommended
722820	Unemployment Insurance (Personnel)	92	99	99	99	99	64	65	66
722850	Optical	154	153	153	153	153	43	46	48
722900	Fringe Benefit Adjustments	-	325	325	1,384	2,112	-	-	-
		44,560	51,013	51,013	52,072	52,800	54,113	57,271	60,822
Personnel		136,799	151,492	151,492	155,535	158,313	161,429	166,651	172,267
Operating Expenses									
Contractual Services									
730926	Indirect Costs	184,810	147,900	147,900	147,900	147,900	147,900	147,900	147,900
731157	Maintenance Equipment	347,140	5,856	5,856	5,856	5,856	400,000	5,856	5,856
731213	Membership Dues	1,636	150	150	150	150	150	150	150
731346	Personal Mileage	-	200	200	200	200	200	200	200
731458	Professional Services	22	8,000	8,000	8,000	8,000	8,000	8,000	8,000
731780	Software Support Maintenance	(38,947)	47,910	47,910	47,910	47,910	47,910	47,910	47,910
731878	Sublet Repairs Expense	10,653	44,000	44,000	44,000	44,000	44,000	44,000	44,000
731927	Tower Charges	97	14,000	14,000	14,000	14,000	14,000	14,000	14,000
732018	Travel and Conference	-	5,000	5,000	5,000	5,000	5,000	5,000	5,000
732095	Voice Mail	-	16,000	16,000	16,000	16,000	16,000	16,000	16,000
730114	Auction Expense	19	-	-	-	-	-	-	-
730324	Communications	2,344,107	1,177,261	1,177,261	1,176,876	1,176,876	1,185,241	1,184,856	1,184,856
730373	Contracted Services	101,160	1,099,394	1,099,394	1,099,394	1,099,394	1,099,394	1,099,394	1,099,394
730646	Equipment Maintenance	85,620	25,000	25,000	25,000	25,000	25,000	25,000	25,000
730324	Communications	(2,487)	-	-	-	-	-	-	-
		3,033,827	2,590,671	2,590,671	2,590,286	2,590,286	2,992,795	2,598,266	2,598,266
Commodities									
750413	Parts and Accessories	400	-	-	-	-	-	-	-
750448	Postage - Standard Mailing	-	111	111	111	111	111	111	111
750154	Expendable Equipment	-	149,509	149,509	149,509	149,509	149,509	149,509	149,509
750170	Other Expendable Equipment	84,510	-	-	-	-	-	-	-
750399	Office Supplies	-	111	111	111	111	111	111	111
		84,910	149,731	149,731	149,731	149,731	149,731	149,731	149,731
Depreciation									
760157	Equipment	5,268	200,000	200,000	200,000	200,000	-	-	-
760172	Telephone Equipment	-	-	-	-	-	200,000	200,000	200,000
		5,268	200,000	200,000	200,000	200,000	200,000	200,000	200,000
Operating Expenses		3,124,005	2,940,402	2,940,402	2,940,017	2,940,017	3,342,526	2,947,997	2,947,997
Internal Support									
Internal Services									
770631	Bldg Space Cost Allocation	11,758	12,619	12,619	14,154	14,290	14,090	15,416	15,758
773630	Info Tech Development	1,651	-	-	-	-	-	-	-
774636	Info Tech Operations	504,232	489,359	489,359	489,359	489,359	489,359	489,359	489,359

Fund:		OAKLAND COUNTY, MICHIGAN							
		FY2024 AND FY2025 AND FY2026 County Executive Recommended Budget							
		FY 2022	FY 2023		FY 2024	FY 2025	FY 2024	FY 2025	FY 2026
Account Number/Description		Actual	Adopted Budget	Amended Budget	Amended Plan	Amended Plan	County Exec. Recommended	County Exec. Recommended	County Exec. Recommended
774677	Insurance Fund	904	-	-	-	-	-	-	-
775754	Maintenance Department Charges	593	1,000	1,000	1,000	1,000	1,000	1,000	1,000
776659	Motor Pool Fuel Charges	515	389	389	389	389	464	464	464
776661	Motor Pool	1,404	1,415	1,415	1,415	1,415	1,536	1,536	1,536
778675	Telephone Communications	51,738	4,547	4,547	4,547	4,547	4,719	4,719	4,719
		572,794	509,329	509,329	510,864	511,000	511,168	512,494	512,836
Internal Support		572,794	509,329	509,329	510,864	511,000	511,168	512,494	512,836
Transfers/Other Sources (Uses)									
<u>Transfers Out</u>									
796500	Budgeted Equity Adjustments	-	36,138	36,138	30,559	27,645	-	76,814	70,855
		-	36,138	36,138	30,559	27,645	-	76,814	70,855
Transfers/Other Sources (Uses)		-	36,138	36,138	30,559	27,645	-	76,814	70,855
Grand Total Expenditures		3,833,599	3,637,361	3,637,361	3,636,975	3,636,975	4,015,123	3,703,955	3,703,955

CAPITAL IMPROVEMENT PROGRAM

**CAPITAL IMPROVEMENT PROGRAM
FY 2024 through FY 2033**

This Capital Improvement Plan is meant to identify projects that MAY be executed in FY 2024 through FY 2033. The project prioritization addresses asset maintenance and preservation and those assets that support direct services to the public. It must be understood that inclusion in this plan does not indicate approval for a project to go forward. No project will go forward without first receiving the express recommendation of the County Executive followed by a full review and approval by the Board of Commissioners. No project will be recommended by the County Executive without a funding source being identified for both the project's capital and on-going operating components. The plan is also subject to change based on the on-going Capital Improvement Program Study that was authorized by Miscellaneous Resolution #20625 as well as the Campus Sustainability Planning Project that was authorized by Miscellaneous Resolution #21131.

<u>Item No.</u>	<u>BUILDING PROJECTS</u>	<u>Project Total</u>	<u>FY2024</u>	<u>FY2025</u>	<u>FY2026</u>	<u>FY2027</u>	<u>FY2028</u>	<u>FY2029-FY2033</u>
1	Roof Replacement Program	\$13,701,569	\$1,100,013	\$1,372,533	\$1,782,188	\$543,348	\$950,248	\$7,953,239
2	Environmental Systems	6,017,126	-	1,100,000	1,193,195	235,800	768,000	2,720,131
3	Life Safety Enhancements	2,074,325	111,979	250,000	225,000	107,080	97,896	1,282,370
4	Electrical Upgrades to County Buildings	553,716	-	-	-	553,716	-	-
5	Building Security Enhancements	4,175,002	2,200,000	-	350,000	597,450	-	1,027,552
6	Elevator Maintenance	11,000,000	200,000	200,000	200,000	200,000	200,000	10,000,000
7	Generator Replacements/Upgrades	2,150,000	-	-	100,000	50,000	200,000	1,800,000
8	Remodel/Renovations to County Buildings	6,098,222	550,000	1,959,592	200,000	989,490	350,000	2,049,140
9	Building Automation System/Bldg Control System	5,600,000	600,000	500,000	500,000	500,000	500,000	3,000,000
10	ADA Compliance	2,350,956	300,956	-	-	250,000	300,000	1,500,000
	COST OF BUILDING PROJECTS	\$53,720,916	\$5,062,948	\$5,382,125	\$4,550,383	\$4,026,884	\$3,366,144	\$31,332,432
<u>Item No.</u>	<u>CIVIL PROJECTS</u>	<u>Project Total</u>	<u>FY2024</u>	<u>FY2025</u>	<u>FY2026</u>	<u>FY2027</u>	<u>FY2028</u>	<u>FY2029-FY2033</u>
1	Parking Lot Paving Program	\$11,997,692	\$1,600,000	\$750,000	\$841,650	\$1,523,377	\$1,750,000	\$5,532,665
2	Utility Upgrades/Replacements	15,074,209	-	-	-	-	-	15,074,209
3	Steam Tunnel Repairs	8,703,782	1,127,475	400,377	1,704,971	-	1,339,131	4,131,828
4	Water Main Replacement	700,000	-	-	-	-	-	700,000
	COST OF CIVIL PROJECTS	\$36,475,683	\$2,727,475	\$1,150,377	\$2,546,621	\$1,523,377	\$3,089,131	\$25,438,702
	GRAND TOTAL	\$90,196,599	\$7,790,423	\$6,532,502	\$7,097,004	\$5,550,261	\$6,455,275	\$56,771,134

NOTE: All project cost estimates are projected to the year indicated in the program or to the midpoint of construction for multiyear projects

FUNDING

<u>Building Improvement Fund</u>	<u>FY2024</u>	<u>FY2025</u>	<u>FY2026</u>	<u>FY2027</u>	<u>FY2028</u>	<u>FY2029-FY2033</u>
Est. Carry Forward From Building Fund From Previous Year	\$ 3,497,674	\$1,707,251	\$1,174,749	\$77,745	\$527,484	\$72,209
Plus Transfer from General Fund	6,000,000	6,000,000	6,000,000	6,000,000	6,000,000	30,000,000
Total Available from Building Improvement Fund	\$9,497,674	\$7,707,251	\$7,174,749	\$6,077,745	\$6,527,484	\$30,072,209
Total Available from Building Improvement Fund	\$9,497,674	\$7,707,251	\$7,174,749	\$6,077,745	\$6,527,484	\$30,072,209
Less Current Year Project Funded by Building Improvement Fund	(7,790,423)	(6,532,502)	(7,097,004)	(5,550,261)	(6,455,275)	(56,771,134)
CARRY FORWARD AVAILABLE FOR NEXT YEAR	\$1,707,251	\$1,174,749	\$77,745	\$527,484	\$72,209	(\$26,698,925)

**CAPITAL IMPROVEMENT PROGRAM
FY 2024 through FY 2033**

FUTURE PROJECTS IDENTIFIED BY DEPARTMENTAL REQUESTS FOR CONSIDERATION

The projects listed below are for informational purposes only. The projects require more investigation and no funding sources have been identified. As previously stated, no project will go forward without first receiving the express recommendation of the County Executive followed by a full review and approval by the Board of Commissioners. No project will be recommended by the County Executive without a funding source first being identified for both the project's capital and on-going operating components.

	<u>Estimated Cost</u>
<u>Judicial</u>	
Courthouse - Update Ceiling Grids and Air Handling Systems	4,000,000
Courthouse - Install Fire Suppression System	4,500,000
Courthouse - Interior Lighting System Replacements	4,500,000
Courthouse Fire Egress / Safety Enhancements	4,837,000
<u>Public Safety</u>	
Emergency Operation Center/Sheriff's Office Dispatch Center	69,000,000
Use of Force Regional Training Center	44,000,000
Sheriff's Administration - Strategic Storage Facility	24,000,000
DNA Lab Addition	10,000,000
Main Jail - New K-Pod & Women's Sally Port Intake	8,150,000
Jail Annex - 2nd Floor Barriers	6,500,000
Jail - Renovate and Update Booking and Receiving	10,500,000
Jail - Juvenile Housing Renovation	5,000,000
Jail - Female Clothing Storage	1,000,000
<u>WRC</u>	
Mainland Drain – Phase 3	2,250,000
Mainland Drain – Phase 2	3,000,000
WRC Administration Building on 88 Acres	63,000,000
<u>Other</u>	
Building Consolidation / Steam Plant Decommissioning	20,000,000
ADA enhancements	16,207,000
Fire egress / Safety enhancements	4,837,000
Children's Village J, A - Install Fire Suppression System	3,000,000
A-B Feeder Replacement	6,985,000
C-D Feeder Replacement	6,985,000
CV B Cottage Renovation	2,000,000
Total	<u><u>\$324,251,000</u></u>

Capital Budget Plan for FND53500 CLEMIS

	Assets	Accumulated Depreciation Thru 04/30/2023	Book Value As of 04/30/2023	Additions	Depreciation					Total
					FY2023	FY2024	FY2025	FY2026	Future	
Categories										
SC760132 - Computer Equipment	13,229,962	13,217,639	13,168	-	4,321	8,847	-	-	-	13,230,807
SC760140 - Computer Software	8,876,988	8,876,988	-	-	-	-	-	-	-	8,876,988
SC760157 - Equipment	228,304	-	-	-	-	-	-	-	-	-
SC760171 - Radio Equipment	2,108,445	1,405,630	727,915	-	125,503	301,206	301,206	-	-	2,108,445
Total	24,443,698	23,500,257	741,083	-	129,824	310,053	301,206	-	-	24,216,240
In-Progress										
SC760132 - Computer Equipment	3,089,225	-	3,089,225	-	617,845	617,845	617,845	617,845	617,845	3,089,225
SC760140 - Computer Software	3,742,639	-	3,742,639	-	748,528	748,528	748,528	748,528	748,528	3,742,639
Total	6,831,864	-	6,831,864	-	1,366,373	1,366,373	1,366,373	1,366,373	1,366,373	6,831,864
TOTAL	31,275,562	23,500,257	7,572,947	-	1,496,197	1,676,426	1,667,579	1,366,373	1,366,373	31,048,104

Capital Budget Plan for FND56500 County Airports

Categories	Assets	Accumulated Depreciation Thru 04/30/2023	Salvage	Book Value As of 04/30/2023	Additions	Depreciation					
						FY2023	FY2024	FY2025	FY2026	Future	Total
SC760045 - Equipment Non-Depreciable	12,000	-	-	12,000	-	-	-	-	-	12,000	12,000
SC760050 - Land	36,397,063	-	-	36,397,063	-	-	-	-	-	36,397,063	36,397,063
SC760056 - Building Acquisitions	33,806,706	16,866,148	-	16,940,558	-	333,475	786,801	782,288	765,985	14,272,008	33,806,706
SC760113 - Building Improvements	52,150	3,911	-	48,239	106,000	2,467	8,740	8,740	8,740	125,552	158,150
SC760157 - Equipment	1,916,985	1,649,149	-	267,837	980,000	62,670	193,111	154,753	149,926	687,377	2,896,985
SC760158 - Mechanic Equipment	25,486	25,486	-	-	-	-	-	-	-	-	25,486
SC760160 - Furniture and Fixtures	25,841	25,841	-	-	-	-	-	-	-	-	25,841
SC760165 - Land Improvements	50,649,978	40,522,402	-	10,127,576	-	587,278	1,345,192	1,199,773	1,113,369	5,881,965	50,649,978
SC760188 - Vehicles	2,276,557	2,250,156	4,525	21,876	150,000	7,670	36,378	33,364	33,364	61,101	2,426,557
Total	125,162,766	61,343,092	4,525	63,815,149	1,236,000	993,559	2,370,223	2,178,917	2,071,384	57,437,066	126,398,766
In-Progress											
SC760157 - Equipment	-	-	-	-	805,752	-	67,146	80,575	80,575	577,456	805,752
SC760165 - Land Improvements	260,102	-	-	260,102	33,974,830	-	-	570,582	2,282,329	31,382,021	34,234,932
Total	260,102	-	-	260,102	34,780,582	-	67,146	651,157	2,362,904	31,959,477	35,040,684
Acquisitions											
FY2024	SC760113 - Building Improvements	-	-	-	130,000	-	2,750	5,500	5,500	116,250	130,000
FY2024	SC760157 - Equipment	-	-	-	90,000	-	9,000	18,000	18,000	45,000	90,000
FY2024	SC760165 - Land Improvements	-	-	-	100,000	-	3,333	6,667	6,667	83,333	100,000
FY2024	SC760188 - Vehicles	-	-	-	50,000	-	5,000	10,000	10,000	25,000	50,000
FY2025	SC760113 - Building Improvements	-	-	-	30,000	-	-	1,500	3,000	25,500	30,000
FY2025	SC760157 - Equipment	-	-	-	640,000	-	-	39,000	78,000	523,000	640,000
FY2025	SC760165 - Land Improvements	-	-	-	100,000	-	-	3,333	6,667	90,000	100,000
FY2025	SC760188 - Vehicles	-	-	-	100,000	-	-	10,000	20,000	70,000	100,000
FY2026	SC760157 - Equipment	-	-	-	500,000	-	-	-	30,000	470,000	500,000
FY2026	SC760165 - Land Improvements	-	-	-	150,000	-	-	-	5,000	145,000	150,000
FY2026	SC760188 - Vehicles	-	-	-	50,000	-	-	-	5,000	45,000	50,000
FY2027	SC760165 - Land Improvements	-	-	-	150,000	-	-	-	-	150,000	150,000
FY2027	SC760188 - Vehicles	-	-	-	50,000	-	-	-	-	50,000	50,000
Total	-	-	-	-	2,140,000	-	20,083	94,000	187,833	1,838,083	2,140,000
TOTAL	125,422,868	61,343,092	4,525	64,075,251	38,156,582	993,559	2,457,452	2,924,075	4,622,121	91,234,626	163,579,450

Capital Budget Plan for FND53100 Fire Records Management

	Assets	Accumulated Depreciation Thru 04/30/2023	Book Value As of 04/30/2023	Additions	Depreciation					Total
					FY2023	FY2024	FY2025	FY2026	Future	
Categories										
SC760132 - Computer Equipment	125,142	125,142	-	-	-	-	-	-	-	125,142
SC760140 - Computer Software	1,727,450	1,310,003	439,418	-	109,854	263,651	65,913	-	-	1,727,450
Total	1,852,592	1,435,145	439,418	-	109,854	263,651	65,913	-	-	1,852,592
TOTAL	1,852,592	1,435,145	439,418	-	109,854	263,651	65,913	-	-	1,852,592

Capital Budget Plan for FND50800 Parks and Recreation

	Assets	Accumulated Depreciation Thru 04/30/2023	Book Value As of 04/30/2023	Additions	Depreciation					Total
					FY2023	FY2024	FY2025	FY2026	Future	
Categories										
SC760050 - Land	31,133,311	-	31,133,311	-	-	-	-	-	-	-
SC760051 - Marine Equipment	74,827	49,577	25,250	-	2,064	4,954	4,954	4,954	8,324	74,827
SC760056 - Building Acquisitions	32,071,999	16,542,768	15,529,232	-	333,681	787,386	782,549	782,431	12,843,184	32,071,999
SC760113 - Building Improvements	2,129,588	928,405	1,201,183	-	59,155	141,973	141,973	141,973	716,110	2,129,588
SC760132 - Computer Equipment	73,580	59,530	14,050	-	2,347	3,754	2,411	2,411	3,127	73,580
SC760152 - Infrastructure	72,451,641	58,759,125	13,692,517	-	785,135	1,466,557	1,446,095	1,420,070	8,574,659	72,451,641
SC760156 - Office Equipment	75,202	75,202	-	-	-	-	-	-	-	75,202
SC760157 - Equipment	8,399,830	7,134,949	1,264,881	-	174,690	375,518	299,493	211,893	203,288	8,399,830
SC760158 - Mechanic Equipment	56,943	51,988	4,956	-	1,380	3,239	336	-	-	56,943
SC760171 - Radio Equipment	6,313	3,725	2,588	-	263	631	631	631	431	6,313
SC760188 - Vehicles	398,456	278,306	120,150	-	9,027	21,664	21,664	21,664	46,129	398,456
Total	146,871,690	83,883,574	62,988,116	-	1,367,743	2,805,677	2,700,274	2,586,027	53,528,395	146,871,690
TOTAL	146,871,690	83,883,574	62,988,116	-	1,367,743	2,805,677	2,700,274	2,586,027	53,528,395	146,871,690

Capital Budget Plan for FND53600 Radio Communications

	Assets	Accumulated Depreciation Thru 04/30/2023	Book Value As of 04/30/2023	Additions	Depreciation					Total
					FY2023	FY2024	FY2025	FY2026	Future	
Categories										
SC760056 - Building Acquisitions	12,944,791	12,896,584	49,134	-	4,708	11,298	11,298	11,298	10,531	12,944,791
SC760132 - Computer Equipment	135,651	135,651	-	-	-	-	-	-	-	135,651
SC760152 - Infrastructure	8,585,770	8,585,770	-	-	-	-	-	-	-	8,585,770
SC760171 - Radio Equipment	28,773,535	27,970,557	818,350	-	75,236	151,020	140,819	133,602	317,673	28,773,535
Total	50,439,748	49,588,562	867,484	-	79,944	162,318	152,117	144,901	328,204	50,439,748
In-Progress										
SC760171 - Radio Equipment	57,744,000	-	57,744,000	-	4,812,000	4,812,000	4,812,000	4,812,000	38,496,000	57,744,000
Total	57,744,000	-	57,744,000	-	4,812,000	4,812,000	4,812,000	4,812,000	38,496,000	57,744,000
TOTAL	108,183,748	49,588,562	58,611,484	-	4,891,944	4,974,318	4,964,117	4,956,901	38,824,204	108,183,748

Capital Budget Plan for FND63900 Drain Equipment

				Depreciation						
	Assets	Accumulated Depreciation Thru 4/30/2023	Book Value As of 4/30/2023	Additions	FY2023	FY2024	FY2025	FY2026	Future	Total
Categories										
SC760050 - Land	130,000	-	130,000	-	-	-	-	-	-	-
SC760056 - Building Acquisitions	2,362,325	938,494	1,423,831	-	24,608	59,058	59,058	59,058	1,222,049	2,362,325
SC760113 - Building Improvements	103,220	20,588	82,632	-	1,720	4,129	4,129	4,129	68,525	103,220
SC760132 - Computer Equipment	156,872	62,564	94,308	-	6,536	15,687	15,687	15,687	40,710	156,872
SC760140 - Computer Software	2,092,811	2,092,811	-	-	-	-	-	-	-	2,092,811
SC760152 - Infrastructure	360,418	26,629	333,789	-	8,107	19,457	19,457	19,457	267,312	360,418
SC760157 - Equipment	2,490,676	1,533,435	957,241	-	69,443	156,617	151,539	124,655	454,987	2,490,676
SC760158 - Mechanic Equipment	22,398	22,398	-	-	-	-	-	-	-	22,398
SC760159 - Medical and Laboratory Equipment	122,465	107,330	15,134	-	1,273	3,055	3,055	2,103	5,648	122,465
SC760160 - Furniture and Fixtures	201,052	196,998	4,053	-	445	1,068	1,068	833	638	201,052
SC760188 - Vehicles	5,949,540	2,861,934	3,087,607	-	192,072	444,672	442,383	436,672	1,571,809	5,949,540
Total	13,991,776	7,863,181	6,128,595	-	304,204	703,743	696,376	662,594	3,761,678	13,991,776
In-Progress										
SC760132 - Computer Equipment	6,097,417	-	6,097,417	398,170	-	270,649	649,559	649,559	4,925,820	6,495,587
Total	6,097,417	-	6,097,417	398,170	-	270,649	649,559	649,559	4,925,820	6,495,587
Acquisitions										
FY2024	SC760157 - Equipment	-	-	685,000	-	57,083	137,000	137,000	353,917	685,000
FY2024	SC760188 - Vehicles	-	-	2,045,000	-	85,208	204,500	204,500	1,550,792	2,045,000
FY2025	SC760157 - Equipment	-	-	514,085	-	-	42,840	102,817	368,428	514,085
FY2025	SC760188 - Vehicles	-	-	270,000	-	-	11,250	27,000	231,750	270,000
FY2026	SC760157 - Equipment	-	-	889,082	-	-	-	74,090	814,992	889,082
FY2026	SC760188 - Vehicles	-	-	770,000	-	-	-	32,083	737,917	770,000
Total		-	-	5,173,167	-	142,292	395,590	577,491	4,057,794	5,173,167
TOTAL	20,089,193	7,863,181	12,226,012	5,571,337	304,204	1,116,684	1,741,525	1,889,643	12,745,293	25,660,530

Capital Budget Plan for FND63100 Facilities Maint and Operation

	Assets	Accumulated Depreciation Thru 04/30/2023	Book Value As of 04/30/2023	Additions	Depreciation					Total
					FY2023	FY2024	FY2025	FY2026	Future	
Categories										
SC760056 - Building Acquisitions	525,283	525,283	-	-	-	-	-	-	-	525,283
SC760152 - Infrastructure	3,169,683	3,160,515	9,168	-	7,719	1,449	-	-	-	3,169,683
SC760156 - Office Equipment	34,845	34,845	-	-	-	-	-	-	-	34,845
SC760157 - Equipment	3,697,104	2,403,971	1,293,133	-	131,846	269,579	238,776	203,589	449,343	3,697,104
SC760160 - Furniture and Fixtures	23,448	23,448	-	-	-	-	-	-	-	23,448
Total	7,450,363	6,148,062	1,302,301	-	139,565	271,028	238,776	203,589	449,343	7,450,363
Acquisitions										
FY2024 SC760157 - Equipment	-	-	-	433,185	-	21,659	43,319	43,319	324,889	433,185
Total	-	-	-	433,185	-	21,659	43,319	43,319	324,889	433,185
TOTAL	7,450,363	6,148,062	1,302,301	433,185	139,565	292,687	282,094	246,907	774,232	7,883,548

FACILITIES MAINTENANCE & OPERATIONS
FY - 2024 MAINTENANCE (M) PROJECTS - PROJECT WORK ORDER FUND #40400

<u>BUILDINGS</u>	<u>DESCRIPTION</u>	<u>COST</u>
207/Heating Plant	Heating Plant Repairs/Boiler Repairs	\$220,000
Various	HVAC Systems/Boiler Efficiency Improvements/Repairs	370,000
052/Service Center	Asphalt Repairs, Crack Seal, Sealcoating and Re-Striping	100,000
052/Service Center	Concrete Sidewalk, Catch Basin and Curb Repair	60,000
Various	Security Related Maintenance and Repairs	30,000
Various	Masonry Repairs and Loading Docks	90,000
Various	Continuous Duct Cleaning Program Throughout County Buildings	200,000
Various	Code Compliance / Environmental Remediation	80,000
052 / Service Center	Green Space Initiative	150,000
Various	Plumbing and Piping Replacement	75,000
Various	Lighting Replacement Program	100,000
Various	Blind Repairs	50,000
Various	Flooring Replacement and Repairs	400,000
Various	Elevators	75,000
Total FY 2024 Maintenance (M) Projects		\$2,000,000

Note: The funding for the FY 2024 (M) Projects is included in the Facilities Maint and Operation Fund (#63100) transfer to the Project Work Order Fund (#40400)

Capital Budget Plan for FND63600 Information Technology

	Assets	Accumulated Depreciation Thru 04/30/2023	Book Value As of 04/30/2023	Additions	Depreciation					Total
					FY2023	FY2024	FY2025	FY2026	Future	
Categories										
SC760132 - Computer Equipment	23,412,438	22,704,713	688,561	-	108,467	218,715	160,117	135,001	66,262	23,369,768
SC760140 - Computer Software	33,510,167	33,510,167	-	-	-	-	-	-	-	33,510,167
SC760155 - In Car Camera	1,577,608	1,487,398	93,381	-	16,743	30,919	16,254	14,099	15,366	1,577,608
SC760156 - Office Equipment	4,991,921	4,590,468	400,141	-	46,377	84,556	46,847	27,024	195,337	4,979,674
SC760157 - Equipment	559,324	559,324	-	-	-	-	-	-	-	559,324
SC760159 - Medical and Laboratory Equipment	1,680,498	1,622,822	59,057	-	7,030	16,872	14,925	5,190	15,040	1,680,498
SC760172 - Telephone Equipment	4,884,806	2,532,862	2,397,173	-	290,762	697,829	697,829	697,829	12,923	4,884,806
SC760173 - MDC Equipment	1,359,304	1,152,718	211,625	-	25,630	61,513	61,513	61,513	1,455	1,359,304
Total	71,976,066	68,160,471	3,849,939	-	495,010	1,110,405	997,485	940,656	306,383	71,921,148
In-Progress										
SC760132 - Computer Equipment	31,101,142	-	31,101,142	-	5,426,473	5,426,473	5,497,901	5,497,901	9,252,395	31,101,142
SC760140 - Computer Software	18,368,394	-	18,368,394	-	2,178,673	2,178,673	2,291,530	2,291,530	9,427,989	18,368,394
SC760156 - Office Equipment	6,640,240	-	6,640,240	-	1,060,034	1,060,034	1,060,034	1,088,606	2,371,531	6,640,240
Total	56,109,776	-	56,109,776	-	8,665,180	8,665,180	8,849,465	8,878,037	21,051,915	56,109,776
TOTAL	128,085,842	68,160,471	59,959,715	-	9,160,190	9,775,585	9,846,951	9,818,693	21,358,298	128,030,924

Capital Budget Plan for FND66100 Motor Pool

	Assets	Accumulated Depreciation Thru 04/30/2023	Salvage	Book Value As of 04/30/2023	Additions	Depreciation					Total
						FY2023	FY2024	FY2025	FY2026	Future	
Categories											
SC760056 - Building Acquisitions	424,860	424,860	-	-	-	-	-	-	-	-	424,860
SC760157 - Equipment	146,022	94,031	-	51,991	-	4,133	8,802	6,868	6,499	25,689	146,022
SC760188 - Vehicles	27,443,335	19,519,430	38,391	7,885,514	-	1,290,893	2,798,046	2,204,288	1,034,183	558,104	27,443,335
Total	28,014,217	20,038,321	38,391	7,937,505	-	1,295,025	2,806,847	2,211,157	1,040,682	583,793	28,014,217
Acquisitions											
FY2024 SC760157 - Equipment	11,000	-	-	11,000	-	-	1,467	2,200	2,200	5,133	11,000
FY2024 SC760188 - Vehicles	3,127,880	-	-	3,127,880	-	-	434,359	744,615	744,615	1,204,291	3,127,880
FY2025 SC760188 - Vehicles	2,620,865	-	-	2,620,865	-	-	-	632,973	690,516	1,297,375	2,620,865
FY2026 SC760188 - Vehicles	2,144,850	-	-	2,144,850	-	-	-	-	496,867	1,647,983	2,144,850
FY2027 SC760188 - Vehicles	2,279,100	-	-	2,279,100	-	-	-	-	-	2,279,100	2,279,100
FY2028 SC760188 - Vehicles	2,130,970	-	-	2,130,970	-	-	-	-	-	2,130,970	2,130,970
Total	12,314,665	-	-	12,314,665	-	-	435,825	1,379,788	1,934,198	8,564,853	12,314,665
TOTAL	40,328,882	20,038,321	38,391	20,252,170	-	1,295,025	3,242,673	3,590,945	2,974,880	9,148,646	40,328,882

Capital Budget Plan for FND67500 Telephone Communications

	Assets	Accumulated Depreciation Thru 04/30/2023	Book Value As of 04/30/2023	Additions	Depreciation					Total
					FY2023	FY2024	FY2025	FY2026	Future	
Categories										
SC760140 - Computer Software	947,284	947,284	-	-	-	-	-	-	-	947,284
SC760172 - Telephone Equipment	3,949,643	3,949,643	-	-	-	-	-	-	-	3,949,643
Total	4,896,927	4,896,927	-	-	-	-	-	-	-	4,896,927
In-Progress										
SC760172 - Telephone Equipment	2,000,000	-	2,000,000	-	200,000	200,000	200,000	200,000	1,200,000	2,000,000
Total	2,000,000	-	2,000,000	-	200,000	200,000	200,000	200,000	1,200,000	2,000,000
TOTAL	6,896,927	4,896,927	2,000,000	-	200,000	200,000	200,000	200,000	1,200,000	6,896,927

RATES

County of Oakland
Animal Care Center
FY 2024 - FY 2026
Fee Schedule

Kittens (Under 4 months)

Adoption Fee	\$	40.00
Vaccinations	\$	15.00
Sterilization Fee	\$	50.00

Total	\$	105.00
-------	----	--------

Puppies (under 4 months)

Adoption Fee	\$	47.00
Vaccinations	\$	17.00
Sterilization Fee	\$	50.00

Total	\$	114.00
-------	----	--------

Cats (4 months and over)

Adoption Fee	\$	40.00
Vaccinations	\$	30.00
Sterilization Fee	\$	50.00

Total	\$	105.00
-------	----	--------

Dogs (4 months and over)

License Fee	\$	15.00
Adoption Fee	\$	47.00
Vaccinations	\$	32.00
Sterilization Fee	\$	50.00

Total	\$	144.00
-------	----	--------

License Fees (effective January 1, 2022)

<u>One-Year</u>	Standard	Senior	Delinquent	Senior/Delinquent
Spayed/Neutered	\$ 15.00	\$ 14.00	\$ 40.00	\$ 40.00
Male/Female (unaltered)	\$ 25.00	\$ 23.00	\$ 40.00	\$ 40.00
 <u>Three-Year</u>				
Spayed/Neutered	\$ 40.00	\$ 37.00	\$ 55.00	\$ 52.00
Male/Female (unaltered)	\$ 70.00	\$ 64.00	\$ 85.00	\$ 79.00

\$1-\$2/year discount for Seniors

\$5/year for delinquent

\$5 discount for 3 years

**FACILITIES MAINTENANCE & OPERATIONS - FUND #63100
FY 2024 - FY 2026 BUDGET - BY BUILDING**

BUILDING	GROSS SQUARE FOOTAGE	FY2024 BILLABLE OPERATIONS	FY2025 BILLABLE OPERATIONS	FY2026 BILLABLE OPERATIONS	FY2024 RATE PER SQ. FT.	FY2025 RATE PER SQ. FT.	FY2026 RATE PER SQ. FT.
Childrens Village Bldg A	18,602	\$276,648	\$302,673	\$309,393	\$14.87	\$16.27	\$16.63
Childrens Village Bldg B	8,599	122,570	134,100	137,078	14.25	15.60	15.94
Childrens Village Bldg C	8,599	146,642	160,437	163,999	17.05	18.66	19.07
Childrens Village Bldg D	8,599	174,890	191,342	195,590	20.34	22.25	22.75
Childrens Village Bldg G	11,874	142,074	155,436	158,890	11.97	13.09	13.38
Childrens Village Bldg H	19,392	288,036	315,133	322,129	14.85	16.25	16.61
Childrens Village Bldg J	64,081	969,702	1,060,924	1,084,478	15.13	16.56	16.92
Childrens Village Bldg K	3,799	162,147	177,401	181,339	42.69	46.70	47.74
Childrens Village School	26,367	260,143	284,615	290,934	9.87	10.79	11.03
Childrens Village Consl. Ctr.	2,565	29,421	32,189	32,903	11.47	12.55	12.83
L Building	7,024	82,111	89,836	91,830	11.69	12.79	13.07
D Building	3,164	31,528	34,494	35,260	9.97	10.90	11.15
North Office Bldg	37,572	585,819	640,929	655,158	15.59	17.06	17.44
North Oakland Health Center (34E)	84,054	815,869	892,620	912,437	9.71	10.62	10.86
Jail East Annex (prev. WRF)	61,138	706,003	772,418	789,566	11.55	12.63	12.91
Central Services Bldg	19,020	83,590	91,454	93,484	4.39	4.81	4.92
Courthouse	415,100	7,626,613	8,344,067	8,529,311	18.37	20.10	20.55
Storage Bldg	1,485	6,954	7,609	7,777	4.68	5.12	5.24
Law Enforcement Complex	267,978	4,909,494	5,371,343	5,490,590	18.32	20.04	20.49
Administrative Annex I	29,799	390,383	427,107	436,589	13.10	14.33	14.65
Public Works Bldg	67,831	1,140,822	1,248,142	1,275,851	16.82	18.40	18.81
Executive Office Bldg (41W)	105,358	1,399,463	1,531,114	1,565,106	13.28	14.53	14.86
Administrative Annex II	34,157	191,834	209,881	214,540	5.62	6.14	6.28
Central Garage	32,838	192,834	210,974	215,658	5.87	6.42	6.57
Child Care Ctr (Little Oaks)	14,193	242,453	265,261	271,150	17.08	18.69	19.10
Health Center/Pontiac	24,461	179,109	195,959	200,309	7.32	8.01	8.19
Golden Oaks Lab (MCF/CMH)	2,985	62,303	68,164	69,677	20.87	22.83	23.34
Sheriff's Admin. Facility	61,891	1,069,941	1,170,593	1,196,581	17.29	18.91	19.33
IT Center	81,540	1,175,864	1,286,480	1,315,041	14.42	15.78	16.13
Oakland Pointe 2 - East	38,016	372,677	407,736	416,787	9.80	10.73	10.96
Oakland Pointe 1 - West	38,080	366,124	400,566	409,459	9.61	10.52	10.75
Medical Examiner Facility	38,680	632,798	692,327	707,697	16.36	17.90	18.30
Materials Management	20,835	159,060	174,023	176,883	7.63	8.35	8.49
57 West Office Bldg	9,393	158,163	173,042	177,886	16.84	18.42	18.94
Total Service Center	1,669,064	\$25,154,082	\$27,520,389	\$28,131,360	\$15.07	\$16.49	\$16.85
Trusty Camp	0	\$0	\$0	\$0	\$0.00	\$0.00	\$0.00
Trusty Camp Inmate Housing	0	0	0	0	0.00	0.00	0.00
South Oakland Office Bldg	54,675	491,456	537,688	549,625	8.99	9.83	10.05
Southfield Health Center	37,995	654,496	716,066	731,963	17.23	18.85	19.26
Rochester Hills District Court	53,612	590,422	645,965	660,306	11.01	12.05	12.32
Animal Care Shelter	35,431	986,686	1,079,506	1,103,472	27.85	30.47	31.14
Animal Care Center	0	0	0	0	0.00	0.00	0.00
Boot Camp	0	0	0	0	0.00	0.00	0.00
Total Other Buildings	181,713	\$2,723,062	\$2,979,227	\$3,045,366	\$14.99	\$16.40	\$16.76
Total County Buildings	1,850,777	\$27,877,144	\$30,499,616	\$31,176,726	\$15.06	\$16.48	\$16.85
Direct Billings:							
Service Center Grounds		\$500,000	\$500,000	\$500,000			
Maintenance Department Charges		960,500	960,500	960,500			
External Agencies		438,500	438,700	438,900			
Water & Sewer Trust Fund Safety Alarms		193,196	193,196	193,196			
Rochester Hills District Court Safety Alarms		12,300	12,300	12,300			
Parks & Recreation Safety Alarms		10,000	10,000	10,000			
Total Direct Billings		\$2,114,496	\$2,114,696	\$2,114,896			
Sale of Equipment		16,000	-	-			
Investment Income		100,000	100,000	100,000			
Total Fund Revenue		\$30,107,640	\$32,714,312	\$33,391,622			
Planned Use of Balance		3,480,447	703,256	823,514			
Total Fund		\$33,588,087	\$33,417,568	\$34,215,136			

OAKLAND COUNTY
FY 2024 - FY 2026 BUDGET
FACILITIES MAINTENANCE & OPERATIONS - FUND #63100
BUILDING SPACE COST ALLOCATION

FUNCTION/DEPARTMENT/DIVISION GENERAL FUND/GENERAL PURPOSE FUNDS:	FY 2023 BUDGET			FY 2024 BUDGET			FY 2025 BUDGET			FY 2026 BUDGET		
	GROSS SQUARE FOOTAGE	RATE PER SQ/FT	ANNUAL RENTAL AMOUNT	GROSS SQUARE FOOTAGE	RATE PER SQ/FT	ANNUAL RENTAL AMOUNT	GROSS SQUARE FOOTAGE	RATE PER SQ/FT	ANNUAL RENTAL AMOUNT	GROSS SQUARE FOOTAGE	RATE PER SQ/FT	ANNUAL RENTAL AMOUNT
ADMINISTRATION OF JUSTICE												
ROCHESTER HILLS DISTRICT COURT - 52/3	47,366	\$9.96	\$471,895	47,366	\$11.01	\$521,632	47,366	\$12.05	\$570,704	47,366	\$ 12.32	\$583,374
PROBATE COURT DEPT												
Estates & Mental Health (Courthouse)	9,014	\$17.24	\$155,432	9,001	\$18.37	\$165,366	9,001	\$20.10	\$180,922	9,001	\$ 20.55	\$184,939
Judicial (Courthouse)	21,199	17.24	365,542	21,182	18.37	389,172	21,182	20.10	425,783	21,182	20.55	435,235
Total Probate Court	30,213		\$520,974	30,182		\$554,538	30,182		\$606,705	30,182		\$620,174
CIRCUIT COURT DEPT												
Judicial Administration	12,748	\$17.24	\$219,828	12,743	\$18.37	\$234,132	12,743	\$20.10	\$256,157	12,743	\$ 20.55	\$261,844
Business Operations	2,960	17.24	51,032	2,955	18.37	54,287	2,955	20.10	59,393	2,955	20.55	60,712
General Jurisdiction	76,611	17.24	1,321,041	76,603	18.37	1,407,425	76,603	20.10	1,539,825	76,603	20.55	1,574,010
Assignment	3,910	17.24	67,415	3,903	18.37	71,713	3,903	20.10	78,460	3,903	20.55	80,201
Jury Operations	8,469	17.24	146,041	8,455	18.37	155,351	8,455	20.10	169,965	8,455	20.55	173,738
Court Services/Casework Serv. (S. Oakland Office Bldg)	5,076	8.26	41,948	5,128	8.99	46,092	5,128	9.83	50,428	5,128	10.05	51,548
Court Services/Clinical Services	2,423	17.24	41,779	2,419	18.37	44,450	2,419	20.10	48,631	2,419	20.55	49,711
Court Services/Youth Assistance	2,808	17.24	48,425	2,808	18.37	51,597	2,808	20.10	56,451	2,808	20.55	57,704
Probate Ct/Ct Desk & Waiting	1,660	17.24	28,616	1,657	18.37	30,444	1,657	20.10	33,308	1,657	20.55	34,047
Family Division	17,506	17.24	301,864	17,613	18.37	323,605	17,613	20.10	354,047	17,613	20.55	361,907
Family Division/Judges	32,237	17.24	555,885	32,226	18.37	592,090	32,226	20.10	647,790	32,226	20.55	662,171
Total Circuit Court	166,408		\$2,823,874	166,511		\$3,011,186	166,511		\$3,294,455	166,511		\$3,367,593
TOTAL ADMINISTRATION OF JUSTICE	243,986		\$3,816,743	244,059		\$4,087,356	244,059		\$4,471,864	244,059		\$4,571,141
LAW ENFORCEMENT												
PROSECUTING ATTORNEY DEPT	55,856	\$17.24	\$963,160	55,856	\$18.37	\$1,026,245	55,856	\$20.10	\$1,122,787	55,856	\$ 20.55	\$1,147,713
SHERIFF DEPT												
Sheriff (Administration)	20,185	\$16.71	\$337,373	20,009	\$17.29	\$345,911	20,009	\$ 18.91	\$378,452	20,009	\$ 19.33	\$386,854
Sheriff (Law Enforcement Complex)	267,368	17.26	4,613,870	267,368	18.32	4,898,311	267,368	20.04	5,359,108	267,368	20.49	5,478,084
Sheriff Detention (Courthouse)	18,083	17.24	311,818	18,076	18.37	332,104	18,076	20.10	363,346	18,076	20.55	371,412
Sheriff (Rochester Hills District Court)	5,720	9.96	56,983	5,720	11.01	62,989	5,720	12.05	68,915	5,720	12.32	70,445
Sheriff (Training/Media Rooms)	923	16.71	15,429	1,460	17.29	25,243	1,460	18.91	27,618	1,460	19.33	28,231
Sheriff Work Release (Jail East Annex)	61,138	11.41	697,446	61,138	11.55	706,003	61,138	12.63	772,418	61,138	12.91	789,566
Sheriff (Court Security)	535	8.97	4,798	535	9.80	5,242	535	10.73	5,735	535	10.96	5,862
Sheriff (Operations)	7,475	11.84	88,543	7,475	13.10	97,930	7,475	14.33	107,143	7,475	14.65	109,522
Sheriff ("L" Bldg Men's Jail)	7,024	10.26	72,076	7,024	11.69	82,111	7,024	12.79	89,836	7,024	13.07	91,830
Sheriff (Pontiac Health Center)	2,613	7.23	18,893	16,773	7.32	122,818	16,773	8.01	134,372	16,773	8.19	137,355
Sheriff (Patrol Services)	5,656	15.00	84,850	5,656	16.84	95,234	5,656	18.42	104,193	5,656	18.94	107,110
Sheriff (Detective Bureau)	25,453	16.71	425,426	24,735	17.29	427,611	24,735	18.91	467,837	24,735	19.33	478,224
Sheriff (Taskforce Office)	985	8.26	8,141	995	8.99	8,946	995	9.83	9,787	995	10.05	10,004
Sheriff (Admin. Annex I - "A")	9,538	11.84	112,969	9,538	13.10	124,946	9,538	14.33	136,700	9,538	14.65	139,735
Sheriff Drug Testing	1,053	8.62	9,080	1,053	9.61	10,126	1,053	10.52	11,079	1,053	10.75	11,325
Sheriff (Crime Lab)	15,330	16.71	256,224	15,686	17.29	271,177	15,686	18.91	296,687	15,686	19.33	303,274
Total Sheriff Department	449,077		\$7,113,920	463,240		\$7,616,704	463,240		\$8,333,227	463,240		\$8,518,833
TOTAL LAW ENFORCEMENT	504,934		\$8,077,080	519,097		\$8,642,949	519,097		\$9,456,014	519,097		\$9,666,546

OAKLAND COUNTY
FY 2024 - FY 2026 BUDGET
FACILITIES MAINTENANCE & OPERATIONS - FUND #63100
BUILDING SPACE COST ALLOCATION

FUNCTION/DEPARTMENT/DIVISION	FY 2023 BUDGET			FY 2024 BUDGET			FY 2025 BUDGET			FY 2026 BUDGET		
	GROSS SQUARE FOOTAGE	RATE PER SQ/FT	ANNUAL RENTAL AMOUNT	GROSS SQUARE FOOTAGE	RATE PER SQ/FT	ANNUAL RENTAL AMOUNT	GROSS SQUARE FOOTAGE	RATE PER SQ/FT	ANNUAL RENTAL AMOUNT	GROSS SQUARE FOOTAGE	RATE PER SQ/FT	ANNUAL RENTAL AMOUNT
GENERAL GOVERNMENT & LEGISLATIVE												
CLERK/REGISTER OF DEEDS DEPT												
County Clerk (Legal/Vital/CPL)	17,762	\$17.24	\$306,287	17,762	\$18.37	\$326,348	17,762	\$ 20.10	\$357,048	17,762	\$ 20.55	\$364,975
Elections Division	12,222	17.24	210,742	12,222	18.37	224,545	12,222	20.10	245,669	12,222	20.55	251,123
Register of Deeds	9,666	17.24	162,176	9,655	18.37	172,882	9,655	20.10	189,568	9,655	20.55	193,877
County Clerk (Vital/CPL)	1,053	8.26	8,698	1,063	8.99	9,557	1,063	9.83	10,456	1,063	10.05	10,688
Micrographics	3,296	17.24	56,835	3,291	18.37	60,467	3,291	20.10	66,156	3,291	20.55	67,624
Micrographics (IT Center)	1,094	12.91	14,130	1,094	14.42	15,778	1,094	15.78	17,262	1,094	16.13	17,645
Administration	1,785	17.24	30,771	1,782	18.37	32,739	1,782	20.10	35,819	1,782	20.55	36,614
Total Clerk/Register of Deeds	46,877		\$789,639	46,869		\$842,315	46,869		\$921,977	46,869		\$942,545
COUNTY TREASURER DEPT	13,966	\$17.24	\$240,830	14,047	\$18.37	\$258,085	14,047	\$ 20.10	\$282,364	14,047	\$ 20.55	\$288,632
BOARD OF COMMISSIONERS DEPT												
Board of Commissioners	5,870	\$17.24	\$101,216	5,870	\$18.37	\$107,846	5,870	\$ 20.10	\$117,991	5,870	\$ 20.55	\$120,610
Board of Commissioners (South Office Bldg.)	0	8.26	0	0	8.99	0	0	9.83	0	0	10.05	0
Program Evaluation	2,385	17.24	41,117	2,381	18.37	43,739	2,381	20.10	47,853	2,381	20.55	48,916
Legal Resource Center	8,869	17.24	152,940	6,686	18.37	122,845	6,686	20.10	134,402	6,686	20.55	137,385
Library Board Admin. (Consolidated Library)	0	17.24	0	0	18.37	0	0	20.10	0	0	20.55	0
Total Board of Commissioners	17,124		\$295,273	14,937		\$274,429	14,937		\$300,246	14,937		\$306,911
WATER RESOURCES COMMISSIONER DEPT												
Water Resources Commissioner	40,323	\$14.72	\$593,524	40,323	\$16.82	\$678,170	40,323	\$ 18.40	\$741,967	40,323	\$ 18.81	\$758,439
Water Resources Comm. (Cross Connection)	4,361	5.22	22,746	4,361	5.62	24,491	4,361	6.14	26,795	4,361	6.28	27,390
Water Resources Commissioner	992	15.49	15,372	992	15.59	15,470	992	17.06	16,926	992	17.44	17,302
Total Water Resources Commissioner	45,675		\$631,641	45,675		\$718,131	45,675		\$785,688	45,675		\$803,130
TOTAL GENERAL GOVT & LEGISLATIVE	123,643		\$1,957,384	121,528		\$2,092,960	121,528		\$2,290,274	121,528		\$2,341,219
COUNTY EXECUTIVE												
EXECUTIVE OFFICE DEPT												
Audit Division	1,384	\$12.86	\$17,793	1,014	\$13.28	\$13,473	1,014	\$14.53	\$14,740	1,014	\$14.86	\$15,068
Purchasing Division	8,729	12.86	112,244	8,576	13.28	113,916	8,576	14.53	124,632	8,576	14.86	127,399
Corporation Counsel	6,515	17.24	112,340	6,515	18.37	119,698	6,515	20.10	130,958	6,515	20.55	133,866
Administration (Executive Support)	0	12.86	0	0	13.28	0	0	14.53	0	0	14.86	0
Administration	13,837	12.86	177,929	13,890	13.28	184,503	13,890	14.53	201,860	13,890	14.86	206,341
Total Executive's Office	30,465		\$420,307	29,996		\$431,590	29,996		\$472,190	29,996		\$482,673
MANAGEMENT & BUDGET DEPT												
Fiscal Services (Budget)	24,242	\$12.86	\$311,732	23,418	\$13.28	\$311,056	23,418	\$14.53	\$340,318	23,418	\$14.86	\$347,873
Fiscal Services (Reimbursement)	6,642	17.24	114,528	6,631	18.37	121,829	6,631	20.10	133,290	6,631	20.55	136,249
Equalization (Oakland Pointe I)	15,873	8.62	136,840	15,873	9.61	152,614	15,873	10.52	166,970	15,873	10.75	170,677
Administration	3,637	12.86	46,763	3,573	13.28	47,459	3,573	14.53	51,923	3,573	14.86	53,076
Total Management & Budget	50,394		\$609,863	49,494		\$632,958	49,494		\$692,502	49,494		\$707,876
SUPPORT SERVICES DEPT												
Mail Operations (Materials Mgt. Ctr.)	6,497	\$7.28	\$47,313	6,497	\$7.63	\$49,598	6,497	\$ 8.35	\$54,263	6,497	\$ 8.49	\$55,155
Mailroom	6,821	7.28	49,670	6,821	7.63	52,070	6,821	8.35	56,968	6,821	8.49	57,904
Print Shop												
Record Retention	4,894	7.28	35,643	4,894	7.63	37,364	4,894	8.35	40,879	4,894	8.49	41,551
Record Retention	13,167	17.24	227,049	13,146	18.37	241,529	13,146	20.10	264,250	13,146	20.55	270,117
Record Retention (Administrative Annex II)	29,062	5.22	151,588	29,062	5.62	163,218	29,062	6.14	178,573	29,062	6.28	182,537
Food	10,736	17.24	185,121	10,720	18.37	196,953	10,720	20.10	215,480	10,720	20.55	220,264
Administration	447	12.86	5,748	0	13.28	0	0	14.53	0	0	14.86	0
Total Support Services	71,623		\$702,132	71,139		\$740,731	71,139		\$810,414	71,139		\$827,528

**OAKLAND COUNTY
FY 2024 - FY 2026 BUDGET
FACILITIES MAINTENANCE & OPERATIONS - FUND #63100
BUILDING SPACE COST ALLOCATION**

FUNCTION/DEPARTMENT/DIVISION	FY 2023 BUDGET			FY 2024 BUDGET			FY 2025 BUDGET			FY 2026 BUDGET		
	GROSS SQUARE FOOTAGE	RATE PER SQ/FT	ANNUAL RENTAL AMOUNT	GROSS SQUARE FOOTAGE	RATE PER SQ/FT	ANNUAL RENTAL AMOUNT	GROSS SQUARE FOOTAGE	RATE PER SQ/FT	ANNUAL RENTAL AMOUNT	GROSS SQUARE FOOTAGE	RATE PER SQ/FT	ANNUAL RENTAL AMOUNT
FACILITIES MANAGEMENT DEPT												
Administration	418	\$14.72	\$6,150	418	\$16.82	\$7,027	418	\$18.40	\$7,688	418	\$18.81	\$7,859
Facilities Engineering	1,353	14.72	19,912	1,353	16.82	22,752	1,353	18.40	24,893	1,353	18.81	25,445
Total Facilities Management	1,771		\$26,062	1,771		\$29,779	1,771		\$32,580	1,771		\$33,304
HUMAN RESOURCES DEPT												
Labor Relations	1,964	\$12.86	\$25,258	1,930	\$13.28	\$25,633	1,930	\$14.53	\$28,045	1,930	\$14.86	\$28,667
HR Recruitment & Workforce Plan. Admin.	11,719	12.86	150,689	11,958	13.28	158,840	11,958	14.53	173,783	11,958	14.86	177,641
HR Benefits Admin.	8,971	12.86	115,358	8,814	13.28	117,073	8,814	14.53	128,087	8,814	14.86	130,930
Total Personnel	22,654		\$291,304	22,702		\$301,547	22,702		\$329,914	22,702		\$337,239
HUMAN SERVICES DEPT												
HEALTH DIVISION:												
Health Div. (Pontiac Health Center)	4,512	\$7.23	\$32,626	0	\$7.32	\$0	0	\$8.01	\$0	0	\$8.19	\$0
Health Div. (South Oakland Health Center)	37,995	15.21	577,934	37,995	17.23	654,496	37,995	18.85	716,066	37,995	19.26	731,963
Health Div. (North Oakland Health Center)	82,803	8.49	703,065	82,803	9.71	803,728	82,803	10.62	879,337	82,803	10.86	898,859
Health Div. (Lab)	2,985	19.36	57,796	2,985	20.87	62,303	2,985	22.83	68,164	2,985	23.34	69,677
Health Div. (Materials Management Bldg.)	2,624	7.28	19,106	2,624	7.63	20,029	2,624	8.35	21,913	2,624	8.49	22,273
Health Div. (South Oakland Office Bldg.)	3,785	8.26	31,279	3,824	8.99	34,370	3,824	9.83	37,603	3,824	10.05	38,438
Total Health Department (All Funds)	134,704		\$1,421,805	130,230		\$1,574,926	130,230		\$1,723,083	130,230		\$1,761,210
Total Health Depart.(General Fund/General Purpose)			\$1,296,261			\$1,426,379			\$1,560,562			\$1,595,093
CHILDREN'S VILLAGE:												
Building A	18,602	\$15.09	\$280,699	18,602	\$14.87	\$276,648	18,602	\$16.27	\$302,673	18,602	\$16.63	\$309,393
Building B	8,599	13.70	117,796	8,599	14.25	122,570	8,599	15.60	134,100	8,599	15.94	137,078
Building C	8,599	15.99	137,495	8,599	17.05	146,642	8,599	18.66	160,437	8,599	19.07	163,999
Building D	8,599	17.84	153,439	8,599	20.34	174,890	8,599	22.25	191,342	8,599	22.75	195,590
Building G	11,874	11.14	132,329	11,874	11.97	142,074	11,874	13.09	155,436	11,874	13.38	158,890
Building H	19,392	13.20	255,921	19,392	14.85	288,036	19,392	16.25	315,133	19,392	16.61	322,129
Building J	64,081	13.72	879,365	64,081	15.13	969,702	64,081	16.56	1,060,924	64,081	16.92	1,084,478
Training	3,737	15.00	56,067	3,737	16.84	62,929	3,737	18.42	68,849	3,737	18.94	70,776
Building K	3,799	35.44	134,619	3,799	42.69	162,147	3,799	46.70	177,401	3,799	47.74	181,339
Children's Village Counseling Center	2,565	9.34	23,949	2,565	11.47	29,421	2,565	12.55	32,189	2,565	12.83	32,903
CV School	26,367	9.00	237,377	26,367	9.87	260,143	26,367	10.79	284,615	26,367	11.03	290,934
Total Children's Village	176,213		\$2,409,056	176,213		\$2,635,202	176,213		\$2,883,099	176,213		\$2,947,509
Homeland Security (formerly Emer. Response & Prepar.)	9,079	11.84	107,542	9,079	13.10	118,942	9,079	14.33	130,132	9,079	14.65	133,021
Administration	786	8.49	6,676	786	9.71	7,632	786	10.62	8,350	786	10.86	8,536
Total Human Services	320,782		\$3,819,535	316,309		\$4,188,155	316,309		\$4,582,142	316,309		\$4,684,158
PUBLIC SERVICES DEPT												
VETERANS' SERVICES:												
Veterans' Services (North Office Bldg.)	5,389	\$15.49	\$83,485	5,389	\$15.59	\$84,021	5,389	\$17.06	\$91,925	5,389	\$17.44	\$93,966
Veterans' Services (South Office Bldg.)	3,897	8.26	32,200	3,379	8.99	30,376	3,379	9.83	33,234	3,379	10.05	33,972
Total Veterans' Services	9,285		\$115,685	8,768		\$114,398	8,768		\$125,159	8,768		\$127,938
Cooperative Extension	13,820	\$15.49	\$214,110	13,820	\$15.59	\$215,485	13,820	\$17.06	\$235,756	13,820	\$17.44	\$240,990
Medical Examiner	38,680	15.35	593,687	38,680	16.36	632,798	38,680	17.90	692,327	38,680	18.30	707,697
CIRCUIT COURT PROBATION												
Circuit Court Probation (North Office Bldg.)	17,123	\$15.49	\$265,275	17,123	\$15.59	\$266,979	17,123	\$17.06	\$292,095	17,123	\$17.44	\$298,579
Circuit Court Probation (Courthouse)	3,781	17.24	65,191	3,774	18.37	69,347	3,774	20.10	75,871	3,774	20.55	77,555
Circuit Court Probation (South Office Bldg.)	20,129	8.26	166,339	20,334	8.99	182,773	20,334	9.83	199,967	20,334	10.05	204,406
Total Circuit Court Probation	41,032		\$496,805	41,231		\$519,099	41,231		\$567,932	41,231		\$580,540
Community Corrections (South Office Bldg.)	6,977	8.26	57,653	7,048	8.99	63,350	7,048	9.83	69,309	7,048	10.05	70,848
Community Corrections (Oakland Pointe)	13,202	8.62	104,611	13,202	9.61	117,730	13,202	10.52	129,672	13,202	10.75	132,755
Community Corrections (Pre-Trial Services)	610	17.26	10,533	610	18.32	11,183	610	20.04	12,235	610	20.49	12,506
Animal Control	35,431	26.33	932,859	35,431	27.85	986,686	35,431	30.47	1,079,506	35,431	31.14	1,103,472
Public Services Administration	474	12.86	6,098	0	13.28	0	0	14.53	0	0	14.86	0
Total Public Services	159,512		\$ 2,532,040	158,790		\$ 2,660,728	158,790		\$ 2,911,896	158,790		\$ 2,976,746

OAKLAND COUNTY
FY 2024 - FY 2026 BUDGET
FACILITIES MAINTENANCE & OPERATIONS - FUND #63100
BUILDING SPACE COST ALLOCATION

FUNCTION/DEPARTMENT/DIVISION	FY 2023 BUDGET			FY 2024 BUDGET			FY 2025 BUDGET			FY 2026 BUDGET		
	GROSS SQUARE FOOTAGE	RATE PER SQ/FT	ANNUAL RENTAL AMOUNT	GROSS SQUARE FOOTAGE	RATE PER SQ/FT	ANNUAL RENTAL AMOUNT	GROSS SQUARE FOOTAGE	RATE PER SQ/FT	ANNUAL RENTAL AMOUNT	GROSS SQUARE FOOTAGE	RATE PER SQ/FT	ANNUAL RENTAL AMOUNT
PUBLIC COMMUNICATIONS	0	12.86	\$0	5,261	13.28	\$69,886	5,261	14.53	\$76,460	5,261	14.86	\$78,157
ECONOMIC DEVEL. & COMMUNITY AFFAIRS DEPT												
Planning & Economic Development Services	16,819	\$12.86	\$216,269	16,501	\$13.28	\$219,178	16,501	\$14.53	\$239,797	16,501	\$14.86	\$245,120
Marketing & Communications	3,845	12.86	49,437	2,378	13.28	31,586	2,378	14.53	34,557	2,378	14.86	35,324
Marketing & Communications	0	8.49	0	0	9.71	0	0	10.62	0	0	10.86	0
PEDS/ Waste Resource Management	2,493	12.86	32,061	0	13.28	0	0	14.53	0	0	14.86	0
PEDS/ U. S. Dept. of Commerce Import/Export Administration	3,707	11.84	43,908	3,707	13.10	48,564	3,707	14.33	53,132	3,707	14.65	54,312
Administration	447	12.86	5,748	0	13.28	0	0	14.53	0	0	14.86	0
Total Economic Development & Community Affairs	27,311		\$347,424	22,586		\$299,327	22,586		\$327,486	22,586		\$334,756
TOTAL COUNTY EXECUTIVE	684,510		\$8,748,667	678,047		\$9,354,700	678,047		\$10,235,584	678,047		\$10,462,437
NON - DEPARTMENTAL												
Courthouse Auditorium	9,000	\$17.24	\$155,195	9,000	\$18.37	\$165,360	9,000	\$20.10	\$180,916	9,000	\$20.55	\$184,933
Courthouse	3,905	17.24	67,336	3,828	18.37	70,332	3,828	20.10	76,948	3,828	20.55	78,656
Facilities Maintenance & Operations	7,339	17.24	126,542	7,327	18.37	134,619	7,327	20.10	147,283	7,327	20.55	150,552
Press Rooms	1,188	17.24	20,482	1,260	18.37	23,150	1,260	20.10	25,328	1,260	20.55	25,890
Facilities Maintenance & Operations	527	9.96	5,248	527	11.01	5,802	527	12.05	6,347	527	12.32	6,488
Central Heating & L Building	0	10.26	0	0	11.69	0	0	12.79	0	0	13.07	0
Animal Control Center	0	0.00	0	0	0.00	0	0	0.00	0	0	0.00	0
North Office Bldg.	248	15.49	3,838	248	15.59	3,862	248	17.06	4,225	248	17.44	4,319
Facilities Maintenance & Operations	25,738	14.72	378,844	25,738	16.82	432,873	25,738	18.40	473,595	25,738	18.81	484,109
Storage Building	1,485	4.27	6,341	1,485	4.68	6,954	1,485	5.12	7,609	1,485	5.24	7,777
Admin. Annex II	735	5.22	3,831	735	5.62	4,125	735	6.14	4,513	735	6.28	4,613
South Office Bldg.	2,232	8.26	18,443	2,255	8.99	20,265	2,255	9.83	22,171	2,255	10.05	22,664
Facilities Maintenance & Operations	2,249	8.26	18,584	2,272	8.99	20,420	2,272	9.83	22,340	2,272	10.05	22,836
Central Services Bldg.	1,321	4.45	5,874	1,321	4.39	5,807	1,321	4.81	6,353	1,321	4.92	6,494
FM & O Central Services Bldg.	17,699	4.45	78,675	17,699	4.39	77,783	17,699	4.81	85,101	17,699	4.92	86,990
Executive Office Bldg. (former Oakland Schools Bldg.)	0	12.86	0	1,846	13.28	24,520	1,846	14.53	26,827	1,846	14.86	27,423
Pontiac Health Center	16,551	7.23	119,677	6,593	7.32	48,275	6,593	8.01	52,816	6,593	8.19	53,989
Retirement Committee	465	8.49	3,944	465	9.71	4,509	465	10.62	4,933	465	10.86	5,042
D Building	3,164	8.98	28,407	3,164	9.97	31,528	3,164	10.90	34,494	3,164	11.15	35,260
Trusty Camp Inmate Housing (Greenan Bldg)	0	0.00	0	0	-	0	0	-	0	0	-	0
Trusty Camp	0	0.00	0	0	-	0	0	-	0	0	-	0
Boot Camp	0	0.00	0	0	-	0	0	-	0	0	-	0
Maintenance Department Charges			698,500			730,500			730,500			730,500
Service Center Grounds			500,000			500,000			500,000			500,000
Total Non-Departmental	93,843		\$2,239,761	85,760		\$2,310,683	85,760		\$2,412,300	85,760		\$2,438,535
TOTAL GENERAL FUND/GENERAL PURPOSE FUNDS	1,650,915		\$24,839,634	1,648,490		\$26,488,649	1,648,490		\$28,866,036	1,648,490		\$29,479,878

**OAKLAND COUNTY
FY 2024 - FY 2026 BUDGET
FACILITIES MAINTENANCE & OPERATIONS - FUND #63100
BUILDING SPACE COST ALLOCATION**

FUNCTION/DEPARTMENT/DIVISION	FY 2023 BUDGET			FY 2024 BUDGET			FY 2025 BUDGET			FY 2026 BUDGET		
	GROSS SQUARE FOOTAGE	RATE PER SQ/FT	ANNUAL RENTAL AMOUNT	GROSS SQUARE FOOTAGE	RATE PER SQ/FT	ANNUAL RENTAL AMOUNT	GROSS SQUARE FOOTAGE	RATE PER SQ/FT	ANNUAL RENTAL AMOUNT	GROSS SQUARE FOOTAGE	RATE PER SQ/FT	ANNUAL RENTAL AMOUNT
SPECIAL REVENUE/ PROPRIETARY FUNDS:												
Risk Management	3,291	\$12.86	\$42,319	3,233	\$13.28	\$42,948	3,233	\$ 14.53	\$46,988	3,233	\$ 14.86	\$48,031
Indigent Defense Services	2,182	17.24	37,620	4,365	18.37	80,196	4,365	20.10	87,740	4,365	20.55	89,688
Support Services - Leased Vehicles	26,962	5.81	156,594	26,962	5.87	158,330	26,962	6.42	173,225	26,962	6.57	177,070
Total Health Division (Special Revenue Funds)			125,544			148,547			162,521			166,117
Community Corrections Grant			9,207			9,207			9,207			9,207
Information Technology (IT Center)	61,493	12.91	794,170	61,493	14.42	886,765	61,493	15.78	970,185	61,493	16.13	991,724
Information Technology (Executive Office Building)	139	12.86	1,793	0	13.28	0	0	14.53	0	0	14.86	0
Information Technology (Pontiac Health Center)	0	7.23	0	1,095	7.32	8,016	1,095	8.01	8,770	1,095	8.19	8,965
Information Technology (Courthouse West Wing Ext.)	443	17.24	7,646	443	18.37	8,147	443	20.10	8,913	443	20.55	9,111
Information Technology (South Office Bldg.)	8,294	8.26	68,537	8,378	8.99	75,309	8,378	9.83	82,393	8,378	10.05	84,223
Telephone Communications (IT Center)	977	12.91	12,619	977	14.42	14,090	977	15.78	15,416	977	16.13	15,758
Community & Home Improvement	5,732	8.62	49,411	5,732	9.61	55,107	5,732	10.52	60,291	5,732	10.75	61,629
Workforce Development	2,920	12.86	37,553	2,966	13.28	39,392	2,966	14.53	43,098	2,966	14.86	44,054
Tax Roll & Deeds	389	17.24	6,711	389	18.37	7,140	389	20.10	7,811	389	20.55	7,985
Information Technology (CLEMIS)	6,520	12.91	84,208	6,520	14.42	94,026	6,520	15.78	102,871	6,520	16.13	105,155
Voice Communications	5,876	5.81	34,125	5,876	5.87	34,504	5,876	6.42	37,749	5,876	6.57	38,588
Friend of the Court (Oakland Pointe II)	37,481	8.97	336,356	37,481	9.80	367,435	37,481	10.73	402,001	37,481	10.96	410,925
Reimbursement/Child Support	0	8.97	0	0	9.80	0	0	10.73	0	0	10.96	0
Friend of the Court (Oakland Pointe I)	2,220	8.62	19,135	2,220	9.61	21,341	2,220	10.52	23,348	2,220	10.75	23,867
Family Support Division	8,510	17.24	146,736	8,510	18.37	156,346	8,510	20.10	171,054	8,510	20.55	174,852
Parks & Recreation (South Oakland Health Center)	0	15.21	0	0	17.23	0	0	18.85	0	0	19.26	0
Road Commission Lease difference	4,916		63,489	4,916		70,894	4,916		77,565	4,916		79,287
Child Care Center	14,193	15.13	214,752	14,193	17.08	242,445	14,193	18.69	265,250	14,193	19.10	271,138
Maintenance Dept. Charges			230,000			230,000			230,000			230,000
Total Special Revenue/ Proprietary Funds	192,537		\$2,478,524	195,747		\$2,750,184	195,747		\$2,986,397	195,747		\$3,047,373
TOTAL COUNTY - ALL FUNDS	1,843,451		\$27,318,159	1,844,237		\$29,238,832	1,844,237		\$31,852,432	1,844,237		\$32,527,251
EXTERNAL SOURCES												
Oakland County Road Commission Lease	6,540	\$12.91	\$ 84,463	6,540	\$14.42	\$ 94,311	6,540	\$ 15.78	\$ 103,183	6,540	\$ 16.13	\$ 105,474
Oakland County Bar Association (Courthouse)	0	17.24	0	0	18.37	0	0	20.10	0	0	20.55	0
Title Company Leases			4,500			4,500			4,500			4,500
Outside Agencies Maintenance Charges			437,100			438,500			438,700			438,900
Water & Sewer Trust Fund (safety alarms)			187,569			193,196			193,196			193,196
Rochester Hills Dist Ct. (safety alarms)			12,300			12,300			12,300			12,300
Parks & Recreation (safety alarms)			10,000			10,000			10,000			10,000
Sale of Equipment			40,000			16,000			0			0
Income from Investments			100,000			100,000			100,000			100,000
Total External Sources	6,540		\$875,932	6,540		\$868,807	6,540		\$861,879	6,540		\$864,370
GRAND TOTAL	1,849,991		\$28,194,091	1,850,777		\$30,107,640	1,850,777		\$32,714,312	1,850,777		\$33,391,622
Planned Use of Balance			2,730,507			3,480,447			703,256			823,514
Facilities Maintenance & Operations Fund Total			\$ 30,924,598			\$ 33,588,087			\$ 33,417,568			\$ 34,215,136

Building Space Cost Allocation

The Facilities Maintenance and Operations Fund accumulates the costs of operating and maintaining the County's buildings, grounds and utilities. The building space rates are calculated by taking the costs by building (tracked through the Operating Unit chartfield), adding admin/overhead costs, and then dividing by the building square footage to get the cost per square foot for each building. The occupants of the buildings are then charged by taking the building square footage rate and multiplying it by the assigned square footage. These amounts are used for the budget and for the amount billed to the customers/departments; which means that there is usually no variance between budget and actual charges for building space. The costs/rates are reviewed on an annual basis and adjusted in the following fiscal year.

OAKLAND COUNTY, MICHIGAN

Intra-Departmental Memo

TO: Financial and Human Resources Analysts

FROM: Sheryl Johnson, Fiscal Officer, Fiscal Services Division

DATE: May 18, 2023

SUBJECT: FY 2024 Fringe Benefit Allocations – County Executive Recommended Budget

The following rates are included in the FY 2024 County Executive Recommended Budget, effective with the pay period beginning September 23, 2023:

Vacant and/or New Positions

1. Calculation based on percentage of salary:
 - a. FICA 7.65%
 - b. Retirement 24.24%
 - c. Disability 1.50%
 - d. Unemployment 0.06%
 - e. Group Life/Accident 0.26%
 - f. Workers Compensation 0.88%
- Total Salary Based 34.59%

2. Direct Contract Charge:

a. Medical/Prescription	\$ 1,268.67/month	\$ 15,224/year
b. Dental	\$ 59.50/month	\$ 714/year
c. Vision	\$ 2.92/month	\$ 35/year
		<u>\$ 15,973/year</u>

NOTE: in providing cost estimates for vacant and/or new positions both the salary-based component and the direct contract charge **must** be included

Salary Adjustments

Reclassifications, merit increases, salary grade placement = **34.6% of salary**.

Overtime

31.9% of salary – of which 76% is allocated to retirement and 24% to FICA.

Students, Summer Help, Other Non-Eligible (FTNE/PTNE) Positions

5.25% of salary

OAKLAND COUNTY, MICHIGAN

Intra-Departmental Memo

TO: Elected Officials, Department Directors, Division Managers

FROM: Sheryl Johnson, Fiscal Services Division

DATE: May 18, 2023

SUBJECT: FY 2024 Fringe Benefit Allocations – County Executive Recommended Budget

Background: All costs related to employment benefits (fringe benefits) provided on behalf of eligible County employees are budgeted and paid out of the Fringe Benefit Fund (fund #67800). The Fringe Benefit Fund (Fund) operates as an Internal Service Fund; in order to generate sufficient revenue to pay the appropriate benefit costs, the Fund must charge the County's operating departments and funds for the actual cost of the benefits as well as the administrative expense associated with the Fund's operation.

Methodology: The Fringe Benefit Fund charges all applicable County departments and funds based upon the authorized positions, whether the positions are budgeted full-time eligible (FTE) or part-time non-eligible (PTNE) as well as the classification of the position. In addition, County departments and funds are charged based upon employees' specific benefit status and medical / dental / vision plan.

Therefore, the actual cost charged to an individual department is specifically based on the summation of the cost for each position and each employee located in that department. Individual department *budgets* are also developed using the same methods – per position and employee.

While this method provides the most accurate method to allocate the projected fringe benefit cost to each County department and fund, it does not necessarily provide comparative information regarding an average cost per employee. The average cost per employee is also useful in developing charge rates for services as well as projecting the cost of new positions. To provide comparative information regarding fringe benefit costs, the information below has been developed.

Fringe Benefits Allocated Based Upon Percentage of Salary

The table below provides the average percentage of salary charged for each authorized position. Please note, the percentages are broken out by FTE or PTNE, as well as participation in the Voluntary Employee Beneficiary Association (hired before January 1, 2006), or the Retiree Health Savings system (hired on or after January 1, 2006):

	County Average FTE - VEBA	County Average FTE - RHS	County Average PTNE
FICA	7.65%	7.65%	1.45%
Retirement	24.81%	14.34%	2.88%
Disability	1.60%	1.60%	0.00%
Unemployment	0.10%	0.10%	0.10%
Group Life and Accident	0.26%	0.26%	0.00%
Workers Compensation	1.06%	1.06%	1.06%
Total	35.48%	25.01%	5.49%

Fringe Benefits Allocated Based Upon Employee-Specific Health Care Plan

In addition, the following estimated benefits are charged based upon the actual benefit plan the specific eligible employee receives.

The County default rates for Medical and Prescription coverage:

- 1 person \$ 7,463 - \$832 = \$6,631/year or \$552.58/month
- 2 persons \$16,914 - \$1,690 = \$15,224/year or \$1,268.67/month
- 3 persons or more \$ 21,912 - \$1,950 = \$19,962/year or \$1,663.50/month

(PLEASE NOTE the calculation above reflects the budgeted rate MINUS the employee contribution)

The County default for Dental coverage rates:

- 1 person \$ 390/year or \$32.50/month
- 2 persons \$ 714/year or \$59.50/month
- 3 persons or more \$1,290/year or \$107.50/month

The County default for Vision coverage rates:

- 1 person \$ 14/year or \$1.17/month
- 2 persons \$35/year or \$2.92/month
- 3 persons or more \$43/year or \$3.58/month

The above rates are budgeted based upon the anticipated payments to the various contracted health coverage providers.

Cost Allocation for Budget Development

The fringe benefit cost for the calculation of salary adjustments, such as reclassifications, merit increases, and salary grade placement changes is 34.6%

of the projected salary.

The fringe benefit cost for new positions includes the 34.6% of the projected salary *PLUS* the two person rate for Medical, Prescription, Vision and Dental coverage.

The fringe benefit rate applied to overtime is 31.9% (of which 76% is allocated to retirement and 24% to FICA).

The fringe benefit rate for part-time eligible (PTE) positions varies significantly depending on whether the single, two-person or family rate for medical, dental and vision coverage is applicable.

The fringe benefit rate for students, summer help positions, and other non-eligible (FTNE/PTNE) positions is 5.25%.

The Social Security taxable wage base is **\$160,200 in 2023**. The Old Age, Survivors and Disability Insurance (OASDI) tax rate is 6.2% and is applied to wages up to the taxable wage base of \$147,000. The Hospital Insurance (HI) tax rate is 1.45% and is applied to all earned wages. In total, contributions for FICA are based on 7.65% of salary up to \$147,000 and 1.45% of salary earned over \$147,000 with no maximum.

Salary Driven Fringe Formulas

Listed below are the fringe benefit rates and formulas used to calculate the salary driven rates to charge departments in Fiscal Year 2024 effective with the pay period beginning September 24, 2023.

- 1) The FICA rate is 7.65% of the first **\$160,200** earned plus 1.45% of earnings over **\$160,200** (no maximum). The County pays 1.45% for PTNEs.
- 2) The average Retirement rate is 24.24% of total salary. Charges to departments may vary depending on whether the employee is in the Defined Benefit or Defined Contribution Plan and how much the employee contributes. FTE DB VEBA hired on or before 12/31/94. FTE DC VEBA hired 1/1/95-12/31/05. FTE DC RHS hired 1/1/06 to present. The County contributes 2.86% for PTNEs.
- 3) The annual Accident and Life Insurance contribution for FTE/PTE positions is:
 - A) Life Insurance calculation is, regardless of plan:
Total annual salary x 1.5 rounded up to nearest \$1,000 / 1,000 x 0.11 x 12
Ex: \$50,010 x 1.5=\$75,015 = \$76,000/1,000=\$76 x 0.11=\$8.36 x 12= \$100.32.
 - B) The Accidental Death and Dismemberment (AD&D) calculation is:
Total annual salary rounded up to nearest \$1,000 / 1,000 x 0.015 x 12
*Ex: \$50,010 = \$51,000/1,000=\$51 x 0.015=\$.765 x 12= \$9.18.*The above calculates a forecasted rate of .26% of total salary.

- 4) The annual Disability Insurance contribution is:
- A) Short-term Disability: (Salary/52 x .60/10 x .80 x12)
Ex: \$50,010/52=\$961.73 x .60=\$577.04/10=\$57.70 x .80=\$46.16 x 12 = \$553.92
- B) Long-term Disability: (Total annual salary / 100 x 0.47 FTE only)
Ex: \$50,010/100=\$500.10 x 0.47= \$235.05
- FY 2024 is calculated at a forecasted rate of 1.5% of total salary.
- 5) The Unemployment Insurance rate is .06% of total salary.
- 6) The computation of Workers Compensation rates for FY 2024 is a product of an experience factor of 100% and the Risk Management rate. Workers Compensation classifications and rates for FY 2024 are based on recommendations by Risk Management. The applicable rates are:

<u>Code</u>	<u>Classification</u>	<u>FY 2023 Rates</u>	<u>FY 2024 Rates</u>
4299	Printing	1.170%	1.110%
4511	Analytical Chemist	0.320%	0.280%
7380	Driver/Chauffeur, NOC	3.440%	3.170%
7423	Air Carrier	1.380%	1.200%
7580	Sewage Disposal	1.130%	1.050%
7720	Police Officer	1.700%	1.590%
8395	Automobile Repair	1.630%	1.400%
8601	Architect/ Engineer	0.160%	0.150%
8742	Salesperson	0.140%	0.150%
8810	Clerical Office Employees	0.090%	0.080%
8829	Convalescent/Nursing Home	1.550%	1.390%
8831	Hospital-Veterinary	0.820%	0.700%
8833	Hospital-Professional	0.680%	0.630%
8835	Public Health Nursing	1.510%	1.380%
9015	Building Maintenance	2.250%	2.150%
9058	Restaurant, NOC	0.730%	0.680%
9102	Park, All Employees, NOC	1.780%	1.470%
9410	Municipal/City/Cnty/State Emp	1.030%	0.960%
9519	Household Appliances	2.980%	2.810%

Please contact Sheryl Johnson if you have any questions.

**County of Oakland
Health Division
Health Fees for Service
FY 2024 , FY 2025 and FY 2026 Budget**

Clinical Fees	
TB Skin Test	\$8.00
T-Spot	\$56.00
Meningococcal Meningitis	At Cost
Vaccinations (as recommended by CDC)	At Cost
Clinic Visit	\$5.00
Vaccine Administration Fee (per vaccine)	\$7.00
Laboratory Fees	
Blood Lead Sample Collection	\$7.06
Blood Lead Rapid Test	\$10.03
NAT Chlamydia Lab Test*	\$29.05
NAT Gonorrhea Lab Test*	\$29.05
NAT Thich Vag Lab Test*	\$29.05
M. Gen - Urine NAAT	\$29.05
VDRL Lab Test*	\$3.53
TP PA Lab Test*	\$10.97
Wet Mount Lab Test*	\$4.82
Gram Smear Lab Test	\$3.53
Culture Gonorrhea Lab Test	\$5.49
Partial Chemical Water Analysis (County Residents)	\$10.00
Partial Chemical Water Analysis (Non-County Residents)	\$18.00
Bacteriological Water Analysis (County Residents)	\$12.00
Lead/Copper Water Analysis	\$24.00
Arsenic Water Analysis	\$16.00
Bacteriological Water Analysis (Non-County Residents)	\$20.00

* Fees applicable to those covered under Medicaid

**County of Oakland
Health Division
Health Fees for Service
FY 2024 , FY 2025 and FY 2026 Budget**

Food Establishment Fees (plus State Fees)	
Fixed Food Service Operations License Fees	
0-24 Seats	\$298.00
25-99 Seats	\$350.00
100+ Seats	\$402.00
Commissaries	\$298.00
Delicatessen (part of retail food & beverage outlet)	\$115.00
Multiple food operations	\$88.00
Non-Fixed Food Service Operation License Fees	
Transitory Food Establishment	\$155.00
Cold Truck	\$118.00
Steam Table Truck	\$140.00
Hot Truck	\$162.00
Temporary Food License (Maximum 14 days)	\$69.00
Temporary Food License less than 2 business days prior to event	\$81.00
Temporary Food License collected in the field	\$94.00
Multiple temporary food operations	\$25.00
Inspection Fees	
Fixed Food Multiple Locations (tied to one license)	\$88.00
Fixed Food Reinspection	\$65.00
Temporary Food Multiple Locations (tied to one license)	\$47.00
Transitory Food Unit Yearly Inspection per State Law	\$90.00
Ice Cream Truck	\$22.00
Temp Food License Collected in Field	\$94.00
Temp Food License (less than 2 business days)	\$81.00
Temp Food License (2 working days prior)	\$69.00

**County of Oakland
Health Division
Health Fees for Service
FY 2024 , FY 2025 and FY 2026 Budget**

Classes & Testing Fees	
Food Service Manager Certification	\$215.00
Food Service Manager Certification Re-Test	\$75.00
Food Service Manager Re-Certification	\$121.00
Book Fee (lost or replacement)	At Cost
Plan Review Fees	
Partial Plan Review	\$102.00
0-24 Seats	\$132.00
25-99 Seats	\$165.00
100+ Seats	\$198.00
Transitory Food Establishment	\$137.00
Commissaries	\$200.00
Delicatessen (part of retail food & beverage outlet)	\$45.00
Mobile Food Establishment	\$102.00
Nursery School/Preschool/Adult Foster Care	
Partial Inspection (water & septic only)	\$125.00
Full Inspection (may include plan review if required)	\$213.00
DHS Facilities Plan Review (per childcare licensing rules)	\$300.00
Onsite Sewerage System Fees	
Residential (new)	\$325.00
Residential (repair)	\$221.00
Engineered Plan Review	\$100.00
Manufacturer Engineered and Alternative Systems Review	\$360.00
Residential Engineered and Alternative Systems Operation Permit	\$50.00
Public/Commercial 1-1,999 gallons/day	\$468.00
Public/Commercial 2,000-10,000 gallons/day	\$936.00
Reinspections beyond 1st follow-up (private)	\$55.00
Reinspections beyond 1st follow-up (public)	\$55.00

**County of Oakland
Health Division
Health Fees for Service
FY 2024 , FY 2025 and FY 2026 Budget**

Site and Soil Reviews	
Onsite Sewage Disposal Facilities Pre-preliminary Plats	\$135 plus \$25.00/each 5 acres or fraction
Onsite Sewage Disposal Facilities Preliminary Plats	\$250.00 plus \$25.00/each lot
Community or On-Site Wells & Community Sewerage Systems 1-100 lots	\$75.00
Community or On-Site Wells & Community Sewerage Systems over 100 lots	\$150.00
Water Supply Fees	
Type II Non-Community Water Supply Permits	\$138.00
Type II Non-Community Water Supply Plan Review	\$250.00
Reinspections beyond 1st follow-up	\$25.00
Type I, II or III Sample Collection (mandated or delinquent)	\$63.00
Additional wells at same site	\$41.00
Groundwater Mapping	\$138/hr or \$11/5 minutes
Private and Type III Well Permit (new)	\$260.00
Private and Type III Well Permit (replacement)	\$238.00
Irrigation Well	\$250.00
Geothermal Well	\$250.00
Augmentation Well Permit - Currently classified as Private	\$313.00
Sanitary Code Appeal Board	
Appeals and other requests (also Food Service)	\$125.00
Special SCAB Meeting	\$375.00
SCAB Pre-Hearing Fee	\$217.00
SCAB on-site inspection	\$625.00

**County of Oakland
Health Division
Health Fees for Service
FY 2024 , FY 2025 and FY 2026 Budget**

Article X and XI Onsite Sewerage Disposal and Water Supply System Evaluations	
Well & Septic Evaluation	\$125.00
Well Evaluation	\$375.00
Septic Evaluation	\$217.00
Certified Evaluator Registration (annual certification)	\$625.00
Campground License/Inspection Fees (Plus State Fees)	
Temporary (State fee is \$25)	
1-25 Sites	\$139.00
26-50 Sites	\$176.00
51-75 Sites	\$214.00
76-100 Sites	\$251.00
101-500 Sites	\$360.00
501+	\$764.00
Fixed Campground	
1-25 Sites	\$50.00
26-50 Sites	\$50.00
51-75 Sites	\$50.00
76-100 Sites	\$50.00
101-500 Sites	\$50.00
501-1000 Sites	\$50.00
1001+ Sites	\$50.00

County of Oakland
Health Division
Health Fees for Service
FY 2024 , FY 2025 and FY 2026 Budget

Public Swimming Pool Program Inspection Fees (Plus State Fees)

Annual Swimming Inspection	\$86.00
Swimming Pool Multiple Follow-up Inspections	\$32.00

Body Art Fees

Class Fees	\$25.00
Inspection Fees	\$55.00
License Fee	\$150.00
Permit Fee	\$50.00
Plan Review	\$75.00
Temporary Body Art License	\$50.00

Copy Fees

Plotter Fees	\$138/hr or \$11/5 min
X-Ray film duplication (per copy)	\$12.00
Photocopies	FOIA fee
Photostat (microfilm or microfiche)	
8 1/2 x 11 or 8 1/2 x 14	\$1.00/pg
11 x 14	\$2.50/pg
18 x 24	\$3.00/pg
Mailing	Current postage rate plus labor
Labor (over 30 minutes)	Lowest clerical wage or copying 100 pgs whichever is less

**County of Oakland
Health Division
Health Fees for Service
FY 2024 , FY 2025 and FY 2026 Budget**

Miscellaneous Environmental Health Fees	
Racing Carrier Pigeon	\$75.00
Permit Modification Fee: Changes after permit issued	\$90.00
Proposed cemetery plat review	\$75.00 plus \$25.00/each 5 acres or fraction thereof
Radon Test	\$10.00
Septic Installer Class	\$50.00
Septic Installer License	\$100.00

DEPARTMENT OF INFORMATION TECHNOLOGY

Equipment Billing Rates

		FY 2024-2026
		Quarterly
Cost Center	Description	Rate
702	PC System	\$ 815
712	Notebook	\$ 838
713	Mini Notebook	\$ 756
715	iPad	\$ 58
720	Laserprinter 1	\$ 380
721	Laserprinter 2	\$ 416
722	Laserprinter 3	\$ 640
331	POS Hot Spare	\$ 233
704	WRC CAMS Mobile Maintenance	\$ 225
705	P&R Video Editing Laptop	\$ 225
455	GIS General	\$ 4,476
User-Owned Equipment:		
740	PC Maintenance	\$ 793
750	Printer Maintenance - Under \$500	\$ 369
322	Internet Access	\$ 248
Cost Center	Description	
303	Annual Tax Citrix License Fee	\$ 55
308	Annual Assess Citrix License Fee	\$ 55
Cost Center	Description	
N/A	PC Storage (P&R)	\$ 99

RADIO COMMUNICATIONS
Summary of Rates

Description of Radio/Service	FY 2024-2026 Rates for Equipment Currently in service
Equipment	
Access Fee: Non-First-Responder	\$50.78/radio (monthly)
Access Fee: First-Responder*	\$0/radio (monthly)
Time and Material	
Labor hourly rate	\$ 66.00
Parts & Accessories mark-up	20%

Please note: The rates listed above are for the existing Radio system. * First Responder equipment is covered by the 911 operating surcharge revenue. Rates have not been established for the future Radio System.

TELEPHONE COMMUNICATIONS
Summary of Rates FY 2024 - FY 2026

DESK TOP PHONES & LAND LINES

<u>Service</u>	<u>Monthly Rate</u>
Single phone line	\$28.00 per month + actual local, toll and long distance usage
Monthly rate includes standard desktop phone, maintenance and support.	

Multi-line phone	Each primary number on the phone is charged the single phone line rate + usage. A primary number is one that uses the multi-line phone as its home base.
------------------	---

<u>Equipment and Accessories</u>	<u>Each</u>
Single line phone with caller ID display	\$ 79.00
Multi-line phone with 8 keys	99.00
Multi-line phone with 13 keys	318.00
ACD phone (Automatic Call Distribution)	99.00
Headset with hands free kit	209.00
Cordless headset	175.00
Headset with cord	144.00

CELLULAR PHONES

<u>Service Plans</u>	<u>Monthly Rate</u>
<u>Flex Business cellphone</u>	\$ 26.99
Unlimited minutes	
Free nights and weekends	
Free long distance nationwide	
Voice mail & Caller ID	
Unlimited Testing	

<u>Public Safety Unlimited</u>	\$39.99
Cellular minutes: Unlimited	
Free nights and weekends	
Voice mail & Caller ID	
Unlimited texting & Data	

Text Messaging 200	\$ -	Text messaging is now free.
--------------------	------	-----------------------------

<u>Equipment and Accessories</u>	<u>Each</u>
Kyocery Dura XV LTE	
New activation	Free
Upgrade from existing phone if user is eligible	Free
iPhone SE 2020 64GB	
New activation	Free
Upgrade from existing phone if user is eligible	Free

*Equipment prices of new phones include a wall charger and extra battery.

Holster	\$ 9.99	
Travel charger (wall plug)	12.99	
Car charger	15.99	
Battery	N/A	We no longer purchase batteries; the iPhone battery lasts the life of the device.
Hands free ear set	N/A	Earpieces come with the device.

<u>PAGERS</u>	<u>Monthly Rate</u>
<u>Service</u>	
Basic pager	\$ 8.00
Pager with voice mail	11.00
Pager with two-way text messaging	30.00

<u>Equipment</u>	<u>Each</u>
Replacement of lost/damaged pager	\$ 99.00

All prices are based on current known costs and are subject to change.

OAKLAND COUNTY MAIL CENTER				
RATE SUMMARY				
	2024	2025	2026	2027
Description of Service	Rates	Rates	Rates	Rates
Folding (cost per 1,000)	\$10.00	\$10.00	\$10.00	\$10.00
Inserting (cost per 1,000)	\$15.00	\$15.00	\$15.00	\$15.00
External Customers				
Outside Services	15%	15%	15%	15%
Supplies	15%	15%	15%	15%
Special Mailing Fees				
External Actual Postage *				
Handling Fee per piece	\$.035	\$.035	\$.035	\$.035
Apply Metered Postage per piece	\$.01	\$.01	\$.01	\$.01
Special Deliveries	\$50.00	\$50.00	\$50.00	\$50.00
*Actual Postage Rates subject to change by the United States Postal Service				

**OAKLAND COUNTY DEPARTMENT OF PUBLIC SERVICES
 MEDICAL EXAMINER'S OFFICE
 FY 2024 – FY 2026 FEE SCHEDULE**

SERVICE	CURRENT FEE
Court Appearance* (Pathologist)	\$250.00/hour
Court Appearance (Other staff)	Hourly Rate Plus Expenses
Consultation* (Pathologist)	\$250.00/hour
Complete Autopsy	\$3,000.00
Cranial Autopsy*	\$750.00 Non-County \$500.00 County
Tissue Slides (Pre-Blocked)	\$10.00/slide
Tissue Slides (Non-Pre-Blocked)	\$130.00/set
Non-Routine Toxicology Tests	Cost, plus handling charge of \$4.00
Cremation Approval	\$55.00
Pouches	\$40.00/pouch
Deceased Storage	\$25.00/day

Current: *Should an individual who resides in Oakland County at the time of death receive non-statutorily required medical examiner services, the fee for pathologist court appearance/consultation shall be \$250.00 per hour and a cranial autopsy shall be \$500.00

OAKLAND COUNTY VEHICLE OPERATIONS SUMMARY OF MONTHLY RATES

	2020 Rates	2021 Rates	2022 Rates	2023 Rates	2024 Rates	2025 Rates	2026 Rates
Lease Rate Per Mile (1,000 mile min)							
2008 model & older							
Intermediate (000)	0.38	0.38	0.38	0.38	0.38	0.38	0.38
Patrol Tahoe (100)	0.49	0.49	0.49	0.49	0.49	0.49	0.49
Patrol Cars (200 & 300)	0.43	0.43	0.43	0.43	0.43	0.43	0.43
Full size (400)	0.39	0.39	0.39	0.39	0.39	0.39	0.39
Suburban/Tahoe/Yukon (500)	0.43	0.43	0.43	0.43	0.43	0.43	0.43
Pick ups (600)	0.38	0.38	0.38	0.38	0.38	0.38	0.38
Vans (700)	0.41	0.41	0.41	0.41	0.41	0.41	0.41
Special Rate (800)							
Lease Rate 2009 Model & Newer							
Maintenance Rate Per Mile	0.20	0.20	0.20	0.20	0.20	0.20	0.20
Liability Insurance (adjusts annually)	\$ 47.14	\$ 48.63	\$ 51.34	\$ 59.30	\$ 59.30	\$ 59.30	\$ 64.13
Flat Monthly Rate							
Depreciation Schedule							
Intermediate (000)	60 Months	60 Months	60 Months	60 Months	60 Months	60 Months	60 Months
Patrol Tahoe & Interceptor	30 Months	36 Months	36 Months	36 Months	36 Months	36 Months	36 Months
Patrol Passenger Cars	30 Months	30 Months	30 Months	30 Months	30 Months	30 Months	30 Months
Sheriff Used	36 Months	36 Months	36 Months	36 Months	36 Months	36 Months	36 Months
Full size (400)							
Suburban/Tahoe/Yukon (500)	60 Months	60 Months	60 Months	60 Months	60 Months	60 Months	60 Months
Pick ups (600)	60 Months	60 Months	60 Months	60 Months	60 Months	60 Months	60 Months
Vans (700)	60 Months	60 Months	60 Months	60 Months	60 Months	60 Months	60 Months

**OAKLAND COUNTY VEHICLE OPERATIONS
SUMMARY OF MONTHLY RATES**

	2020 Rates	2021 Rates	2022 Rates	2023 Rates	2024 Rates	2025 Rates	2026 Rates
Loaner Vehicle Daily Rental							
Intermediate (000)	19.00	19.00	19.00	19.00	19.00	19.00	19.00
Pick ups (600)	19.00	19.00	19.00	19.00	19.00	19.00	19.00
Vans (700)	20.50	20.50	20.50	20.50	20.50	20.50	20.50
Equipment Installation							
Performed on time & material basis							
Digital Radio	\$256	\$256	\$256	\$256	\$256	\$256	\$256
MDC	\$351	\$351	\$351	\$351	\$351	\$351	\$351
Scanner	\$69	\$69	\$69	\$69	\$69	\$69	\$69
Camera	\$237	\$237	\$237	\$237	\$237	\$237	\$237
Equipment Strip							
Performed on time & material basis							
Digital Radio	\$96	\$96	\$96	\$96	\$96	\$96	\$96
MDC	\$106	\$106	\$106	\$106	\$106	\$106	\$106
Scanner	\$70	\$70	\$70	\$70	\$70	\$70	\$70
Camera	\$89	\$89	\$89	\$89	\$89	\$89	\$89

**OAKLAND COUNTY VEHICLE OPERATIONS
SUMMARY OF MONTHLY RATES**

	2020 Rates	2021 Rates	2022 Rates	2023 Rates	2024 Rates	2025 Rates	2026 Rates
Garage Services							
Productive Labor (per hour)	\$65.11	\$65.11	\$65.11	\$65.11	\$68.37	\$68.37	\$68.37
Gasoline	.10 gallon	.10 gallon	.10 gallon	.10 gallon	.10 gallon	.10 gallon	.10 gallon
Parts & Accessories	25%	25%	25%	25%	25%	25%	25%
Tires & Tubes	25%	25%	25%	25%	25%	25%	25%

**PROFESSIONAL SERVICES
CONTRACT SUMMARY**

2023 -2024 Professional Services Contract Review

Per Miscellaneous Resolution #19346, approval of the Board of Commissioners is required to appropriate funds for all Professional Services Contracts in excess of \$250,000 (based on Not to Exceed amount). A lower threshold of \$100,000 is specified for contracts that have not gone through a competitive bid event (single/sole source contractor). Under the resolution, authorization may occur through inclusion in the Professional Services Contract Summary section in the County Budget, where the awarded contract amount does not cause the department to exceed the Operation Expenses budget control category amount.

This section includes all existing and anticipated contracts, regardless of dollar amount. Contracts may span multiple years and services may be one-time in nature or on-going. All contracting activity follows county Purchasing Policies and Procedures.

Vendor Name	Contract #	Begin Dt	Exp Date	Extendable Yes/No	Buyer	NTE Amount	Amt Remaining	Descr	Count	Department
AECOM Great Lakes Inc	CON00009440	4/1/2021	10/31/2023	Y	Joan Daniels	605,000	166,850	Sustainability AECOM	1	
Automation Alley	CON00008883	8/14/2020	12/31/2025	Y	Joan Daniels	10,000,000	7,500	Auto Alley 4.0 PPE Grant-NPC	1	
Dykema Gossett PLLC	CON00009025	3/1/2021	12/31/2023	Y	Scott Guzzy	200,000	79,273	Federal Gov. Consulting - P	1	
Experis US LLC	CON00009219	1/1/2022	12/31/2023	Y	Scott Guzzy	249,265	133,960	EXEC: Internal Audit Serv - P	1	
Muchmore Harrington Smalley & Assoc LLC	CON00009015	3/1/2021	2/29/2024	Y	Scott Guzzy	180,000	45,000	State Lobby Services- P	1	
Public Policy Associates Inc	CON00008988	1/15/2021	12/31/2023	Y	Scott Guzzy	690,156	80,944	Strategic Plan -P	1	
Gud Marketing Inc	CON00008942	11/19/2020	12/31/2023	Y	Joan Daniels	326,755	326,755	EXEC: Marketing Services - P	1	
United Way for Southeastern Michigan	CON00009178	9/8/2021	10/31/2023	Y	Scott Guzzy	10,000,000	-	ARP- Mental Health Grants-P	1	
						\$ 22,251,176	\$ 840,282		8	Executive, Compliance, Public Communications, Diversity
Dickinson Wright PLLC	CON00009305	2/1/2022	1/31/2027	Y	Scott Guzzy	60,000	51,923	Legal Svcs Corp Counsel - NPC	1	
Comprehensive Risk Services LLC	CON00009270	2/22/2022	12/31/2026	Y	Scott Guzzy	327,340	57,280	Workers Comp TPA-HIPPA- PSC	1	
Enviroair Consultants Inc	CON00008355	4/1/2018	6/30/2023	N	Joseph Dahl	99,231	49,348	Testing/Training - H	1	
Acrisure LLC	CON00008582	7/1/2019	6/30/2023	Y	Scott Guzzy	8,044,829	2,174,796	Insurance Brokerage Services-P	1	
Lewis & Munday PC	CON00010183	3/14/2023	3/31/2025	Y	Scott Guzzy	75,000	75,000	Corp. Counsel as Required Legal Services	1	
Oakland County Bar Association	CON00008539	1/1/2019	12/31/2023	Y	Scott Guzzy	875,000	312,500	MIDC Lawyer Training- P	1	
						\$ 9,481,400	\$ 2,720,847		6	Corp Counsel, Indigent Defense, Risk Mgt.
Guidehouse Inc	CON00009083	5/24/2021	5/31/2024	Y	Scott Guzzy	1,885,000	1,020,127	Fiscal Svcs Consult - COOP - P	1	
Maximus U.S. Services Inc	CON00009956	10/1/2022	9/30/2027	N	Scott Guzzy	129,500	103,600	Indirect Cost Allocation Plan Services	1	
Pierce Monroe & Associates LLC	CON00009067	5/10/2021	9/30/2023	Y	Scott Guzzy	499,350	155,150	Grant Financial Services -P	1	
						\$ 2,513,850	\$ 1,278,877		3	Management & Budget
Mead and Hunt Inc	CON00008983	2/2/2021	1/31/2024	Y	Joseph Dahl	13,911	8,253	Airport ASV Study - P	1	
Curators of the University Of Missouri	CON00009137	8/31/2021	8/31/2026	Y	Joseph Dahl	20,000	10,000	MAFT Training - P	1	
London Computer Systems Inc	CON00009865	9/2/2022	8/30/2027	Y	Joseph Dahl	97,050	84,068	Airport Lease Management System - P	1	
						\$ 130,961	\$ 102,321		3	Airport
Dean Appraisal Co	CON00009022	2/1/2021	1/31/2024	Y	Joan Daniels	25,000	12,550	FMO:Appr & Valuation Serv - P	1	
Kurschat and Company	CON00009088	2/1/2021	1/31/2024	Y	Joan Daniels	15,900	15,900	FMO:Appr & Valuation Serv - P	1	
Courthouse Cafe Pontiac LLC	CON00008190	4/1/2016	3/31/2024	Y	Joan Daniels	6,005	2,690	Courthouse Food Services - P	1	
Trebur Astheim Inc	CON00009358	5/1/2021	4/30/2024	Y	Joan Daniels	13,500	13,500	Sup. Serv: Auctioneer Svcs-P	1	
Hooker DeJong Inc	CON00008479	12/1/2018	11/30/2023	N	Joan Daniels	261,467	82,632	FMO:Mechanical Engineering - P - COOP	1	
Hooker DeJong Inc	CON00008185	2/1/2015	1/31/2024	N	Joan Daniels	206,508	105,526	BAS Consulting Engineer - P	1	
Limbach Company LLC	CON00008207	11/22/2016	11/30/2026	N	Joan Daniels	1,020,279	332,545	FMO: BMS - P	1	
Niagara Murano LLC	CON00008733	10/1/2019	9/30/2024	Y	Joan Daniels	165,151	128,572	FPE: Architectural Svcs-P-COOP	1	
Plex Systems Inc	CON00009078	9/18/2018	8/31/2023	N	Joan Daniels	117,111	18,261	Mechanical Engineering - P	1	
Auger Klein Aller Architects Inc	CON00008636	10/1/2019	9/30/2024	Y	Joan Daniels	867,105	838,002	FPE: Architectural Svcs-P-COOP	1	
Environmental Testing and Consulting Inc	CON00008494	12/1/2018	11/30/2023	N	Joan Daniels	149,131	135,254	FPE: Envr Eng- P	1	
Fishbeck	CON00008480	12/1/2018	11/30/2023	Y	Joan Daniels	81,470	81,470	FMO:Mechanical Engineering - P	1	
George W Auch Co	CON00009749	8/17/2018	8/31/2023	N	Joan Daniels	2,546,985	1,313,969	FPE: CM G. Auch - P	1	
JFR Architects PC	CON00008656	10/1/2019	12/31/2024	N	Joan Daniels	444,036	218,089	FPE: Architectural Services--P	1	
Partners in Architecture PLC	CON00009446	4/15/2022	4/15/2025	Y	Joan Daniels	1,367,599	1,059,613	FPE - Design Serv EOC/SOTC/SSF - Partners in Architecture	1	
Plante & Moran CRESA LLC	CON00008998	1/22/2021	1/31/2024	Y	Joan Daniels	187,656	27,856	FAC CIP Audit--P	1	
Testing Engineers and Consultants	CON00008483	12/1/2018	11/30/2023	N	Joan Daniels	213,617	213,617	FPE: Envr Eng--P	1	

2023 -2024 Professional Services Contract Review

Per Miscellaneous Resolution #19346, approval of the Board of Commissioners is required to appropriate funds for all Professional Services Contracts in excess of \$250,000 (based on Not to Exceed amount). A lower threshold of \$100,000 is specified for contracts that have not gone through a competitive bid event (single/sole source contractor). Under the resolution, authorization may occur through inclusion in the Professional Services Contract Summary section in the County Budget, where the awarded contract amount does not cause the department to exceed the Operation Expenses budget control category amount.

This section includes all existing and anticipated contracts, regardless of dollar amount. Contracts may span multiple years and services may be one-time in nature or on-going. All contracting activity follows county Purchasing Policies and Procedures.

Vendor Name	Contract #	Begin Dt	Exp Date	Extendable Yes/No	Buyer	NTE Amount	Amt Remaining	Descr	Count	Department
						\$ 7,663,520	\$ 4,587,496		16	FPE,FMO, Fleet
Administration Systems Research Corp	CON00008531	1/1/2019	12/31/2023	Y	Andy Krumwiede	7,000,000	7,000,000	Employee Medical - PPO - P	1	
Ascension Michigan Employer Solutions	CON00009310	4/1/2022	3/31/2025	Y	Andy Krumwiede	80,000	69,885	Employment Health Serv - P	1	
Biddle Consulting Group inc	CON00008392	7/1/2018	6/30/2023	N	Andy Krumwiede	28,220	28,220	Dispatch Specialist Test - P	1	
Blue Cross Blue Shield of Michigan	CON00008515	1/1/2019	12/31/2023	Y	Andy Krumwiede	3,900,000	3,900,000	Employee Medical -Trad/PPO - P	1	
Butzel Long PC	CON00008868	7/1/2020	6/30/2023	Y	Andy Krumwiede	191,054	114,316	HR Legal Services - P	1	
ConnectYourCare LLC	CON00009069	5/6/2021	4/30/2024	Y	Andy Krumwiede	36,830	16,325	COBRA Administration - P	1	
Delta Dental Plan of Michigan	CON00008963	1/1/2021	12/31/2025	Y	Andy Krumwiede	1,004,640	1,004,640	E-Employee Dental TPA Svcs- H	1	
GovHR USA LLC	CON00008716	12/17/2019	11/30/2024	N	Andy Krumwiede	305,561	241,492	Executive Recruiter - P	1	
Harold J Love PLLC	CON00008851	8/1/2020	7/31/2023	Y	Andy Krumwiede	153,250	44,500	Pre Employment Psy Eval - P	1	
Health Alliance Plan	CON00008471	1/1/2019	12/31/2023	Y	Andy Krumwiede	1	1	Employee Medical - HAP - B	1	
HealthEquity Inc	CON00009035	1/1/2021	12/31/2023	Y	Andy Krumwiede	70,000	70,000	Employee Health FSA Mgr - P	1	
Marsh & McLennan Agency LLC Company	CON00009198	12/8/2021	12/31/2024	Y	Andy Krumwiede	479,195	266,284	HR Benefit Consulting - P	1	
Navitus Health Solutions LLC	CON00008369	4/1/2018	12/31/2023	N	Andy Krumwiede	70,000,000	70,000,000	Pharmacy Benefit Manager - P	1	
Raftelis Financial Consultants Inc	CON00008866	12/13/2019	11/30/2024	Y	Andy Krumwiede	123,503	121,681	Executive Recruiter - P	1	
Skillssoft Corporation	CON00009105	6/29/2021	6/28/2026	Y	Andy Krumwiede	327,030	269,949	HR E-TRAINING--P	1	
Trustmark Health Benefits Inc	CON00008492	1/1/2019	12/31/2023	Y	Andy Krumwiede	1,200,000	1,200,000	Medicare Supp. Plan Adm - P	1	
WW North America Holdings LLC	CON00009127	8/3/2021	7/31/2024	Y	Andy Krumwiede	52,439	23,623	Weight Watchers - P	1	
Encompass/EAP	CON00008760	3/24/2020	5/31/2023	Y	Andy Krumwiede	95,900	20,550	Employee Assistance Program	1	
UNUM	CON00010027	1/1/2023	12/31/2025	Y	Andy Krumwiede	13,000,000	13,000,000	Disability/Life Insurance	1	
National Vision Administrators	CON00009410	1/1/2022	12/31/2024	Y	Andy Krumwiede	250,000	250,000	Employee Vision Services	1	
						\$ 91,297,623	\$ 90,641,467		19	Human Resources
Michigan Public Health Institute	CON00009389	5/17/2022	4/30/2024	N	Joan Daniels	22,000		Strategic Planning and Community Health - Assessment Facilitation-P	1	
Michigan State University	CON00009901	10/1/2022	9/30/2024	Y	Joan Daniels	1,156,886	728,440	MSU Extension - P	1	
Oakland Livingston Human Service Agency	CON00009933	10/1/2022	9/30/2025	Y	Joan Daniels	2,565,000	2,137,544	E - Comm. Human Svcs. Supp. - P	1	
Select Medical Inc	CON00008478	1/2/2019	1/1/2024	N	Joseph Dahl	168,688	51,096	AED/CPR/First Aid Training-P	1	

2023 -2024 Professional Services Contract Review

Per Miscellaneous Resolution #19346, approval of the Board of Commissioners is required to appropriate funds for all Professional Services Contracts in excess of \$250,000 (based on Not to Exceed amount). A lower threshold of \$100,000 is specified for contracts that have not gone through a competitive bid event (single/sole source contractor). Under the resolution, authorization may occur through inclusion in the Professional Services Contract Summary section in the County Budget, where the awarded contract amount does not cause the department to exceed the Operation Expenses budget control category amount.

This section includes all existing and anticipated contracts, regardless of dollar amount. Contracts may span multiple years and services may be one-time in nature or on-going. All contracting activity follows county Purchasing Policies and Procedures.

Vendor Name	Contract #	Begin Dt	Exp Date	Extendable Yes/No	Buyer	NTE Amount	Amt Remaining	Descr	Count	Department
911 Interpreters Inc	CON00009241	2/1/2022	1/31/2024	Y	Joan Daniels	19,518	9,138	E-Translation Services - P	1	
Bromberg and Associates LLC	CON00008612	8/16/2019	8/31/2024	Y	Joan Daniels	43,164	16,501	Translation Services - H	1	
CARE House of Oakland County	CON00009319	4/1/2022	3/31/2025	Y	Joan Daniels	468,000	288,350	E-Child Abuse & Neglect - NPC	1	
Communities in Schools of Michigan	CON00009341	4/10/2022	4/15/2025	Y	Scott Guzzy	500,000	250,000	ARPA- Comm Schools Proj -P	1	
E-Control Systems Inc	CON00008949	12/1/2020	11/30/2025	Y	Joan Daniels	4,376	3,056	Remote Temp Monitoring - P	1	
Genoa Healthcare LLC	CON00008295	1/1/2018	12/31/2023	Y	Joan Daniels	107,869	24,781	E-Pharmacy Services - P	1	
Joseph Przeslawski	CON00008750	2/1/2020	1/31/2025	Y	Joan Daniels	32,860	14,711	Dental Consultant - P	1	
Lean Learning Center Inc	CON00010140	3/21/2023	8/31/2023	Y	Joan Daniels	80,000	71,070	Clinical Optimization Consulting - P	1	
Livingworks Educaton USA Inc	CON00008526	4/8/2019	9/30/2024	Y	Joan Daniels	5,168	1,736	ASIST Suicide Prev Train-P	1	
mySidewalk Inc	CON00008621	8/31/2019	9/1/2024	Y	Joan Daniels	22,040	-	Health Assessment System - P	1	
Nurse Family Partnership	CON00008445	10/1/2018	9/30/2023	Y	Joan Daniels	23,964	-	E-Nurse-Family Training - NPC	1	
Oakland Community Health Network	CON00009276	3/1/2022	9/30/2023	Y	Scott Guzzy	570,000	387,680	Oxford MentalHealth Assist- P	1	
Oakland Livingston Human Service Agency	CON00010139	1/1/2023	9/30/2023	Y	Joan Daniels	468,551	230,167	E-WIC Program Services - P	1	
Outfront Media Inc	CON00008814	6/1/2020	9/30/2024	Y	Joan Daniels	86,488	39,963	Bus and Billboard Ads--P	1	
Public Consulting Group LLC	CON00008487	10/1/2018	9/30/2023	Y	Joan Daniels	60,135	27,837	Medicaid Outreach Services-NPC	1	
Qualtrics LLC	CON00008391	7/1/2018	6/30/2023	N	Wendy Pucher	679,130	175,530	Web Based Survey Tool - P	1	
Radiology Associates PC	CON00008556	7/1/2019	6/30/2024	Y	Joan Daniels	21,095	9,820	E: X-Ray Reading - P	1	
Thermo Electron North America LLC	CON00008561	5/1/2019	4/30/2024	Y	Joan Daniels	12,065	9,276	Dionex Ion Chromatograph Sys-P	1	
Oakland Integrated Healthcare Network	CON00009379	1/1/2021	1/31/2024	Y	Joan Daniels	193,603	142,257	E-Dental Services - H	1	
Michigan State University	CON00009901	10/1/2022	9/30/2024	Y	Joan Daniels	1,156,886	728,440	MSU Extension - P	1	
						\$ 8,445,487	\$ 5,347,392		23	Health & Human Services
Alliance for Housing	CON00009271	3/1/2022	2/29/2024	Y	Joan Daniels	1,815,000	1,815,000	Unlocking Doors-NPC		
Lakeshore Legal Aid	CON00009244	2/1/2022	9/30/2026	Y	Joan Daniels	700,000	700,000	CHI: Legal Aid Assistance - NP	1	
Legal Aid and Defender Association Inc	CON00009357	2/1/2022	9/30/2026	Y	Joan Daniels	650,000	650,000	CHI: Legal Aid Assistance-NPC	1	
Oakland Mediation Center Inc	CON00009239	2/1/2022	9/30/2026	Y	Joan Daniels	650,000	650,000	CHI: Legal Aid Assistance-NPC	1	
Hennessey Engineers Inc	CON00008909	10/1/2020	9/30/2023	Y	Joan Daniels	43,525	18,063	Affordable Housing Consult - P	1	
TDA Consulting Inc	CON00008906	10/1/2020	9/30/2023	Y	Joan Daniels	24,500	16,252	Rental Housing Consultant-P	1	
						\$ 2,068,025	\$ 2,034,314		5	CHI
Electronic Monitoring Systems	CON00009892	9/6/2022	8/31/2023	Y	Joseph Dahl	19,878	10,036	Electronic Monitoring - P	1	
Home Confinement Inc	CON00009891	9/6/2022	8/31/2023	Y	Joseph Dahl	63,000	10,397	Electronic Monitoring - P	1	
Methodist Childrens Home Society	CON00009888	9/2/2022	8/31/2023	Y	Joseph Dahl	80,000	49,805	Alternative to Corr-Comm Corr - P	1	
Safe & Just Michigan	CON00010015	11/30/2022	11/30/2023	Y	Joseph Dahl	114,000	76,861	Offender Mentoring Program - P	1	
TCS Holding Company LLC	CON00009110	9/8/2022	8/31/2023	Y	Joseph Dahl	8,000	6,983	Electronic Monitoring - P	1	
Community Resources for Justice	CON00009117	7/8/2021	6/30/2024	Y	Joseph Dahl	-	-	Praxis Assess. Tool Validate-P	1	
Oakland Community Health Network	CON00009005	10/1/2020	9/30/2023	Y	Joseph Dahl	108,750	70,250	Access Liaison - NPC		
Completion House Turning Point	CON00009386	3/1/2022	2/28/2024	Y	Joseph Dahl	175,000	6,375	Alternative to Corr - Comm Corr		
						\$ 568,628	\$ 230,707		6	Community Corrections
National Medical Services Inc	CON00009890	12/1/2022	11/30/2025	Y	Joan Daniels	849,000	660,634	Postmortem Lab Services - P	1	
						\$ 849,000	\$ 660,634		1	Medical Examiner
Michelle L Treadaway	CON00009012	3/1/2021	2/28/2024	Y	Joseph Dahl	14,315	8,508	Barber/Hairstylist - P	1	
Oakland Integrated Healthcare Network	CON00008442	10/1/2018	9/30/2024	N	Joseph Dahl	821,311	0	E-CV Onsite Medical Care - H	1	
MDFIT International Inc	CON00008713	12/6/2019	11/30/2023	Y	Joan Daniels	15,347	1,347	Juvenile Treatment Training-P	1	
Hany Mekhael MD PLLC	CON00008761	3/1/2020	2/28/2024	Y	Andy Krumwiede	193,300	97,500	Psychiatric Services CV - P	1	
Joseph Przeslawski	CON00008750	2/1/2020	1/31/2025	Y	Joan Daniels	32,860	14,711	Dental Consultant - P	1	

2023 -2024 Professional Services Contract Review

Per Miscellaneous Resolution #19346, approval of the Board of Commissioners is required to appropriate funds for all Professional Services Contracts in excess of \$250,000 (based on Not to Exceed amount). A lower threshold of \$100,000 is specified for contracts that have not gone through a competitive bid event (single/sole source contractor). Under the resolution, authorization may occur through inclusion in the Professional Services Contract Summary section in the County Budget, where the awarded contract amount does not cause the department to exceed the Operation Expenses budget control category amount.

This section includes all existing and anticipated contracts, regardless of dollar amount. Contracts may span multiple years and services may be one-time in nature or on-going. All contracting activity follows county Purchasing Policies and Procedures.

Vendor Name	Contract #	Begin Dt	Exp Date	Extendable Yes/No	Buyer	NTE Amount	Amt Remaining	Descr	Count	Department
						\$ 1,077,133	\$ 122,066		5	Childrens Village
Idexx Distribution Inc	CON00008510	2/26/2019	1/31/2024	Y	Andy Krumwiede	15,374	8,135	Veterinary Lab Analyzer - P	1	
Idexx Distribution Inc	CON00008519	3/6/2019	1/31/2024	Y	Andy Krumwiede	105,721	62,400	Veterinary Lab Services - P	1	
						\$ 121,095	\$ 70,536		2	Pet Adoption
22nd Century Technologies Inc	CON00008647	10/1/2019	10/31/2024	N	Wendy Pucher	403,600	236,120	IT Professional Services	1	
Accela Inc	CON00008219	3/31/2017	12/26/2023	N	Wendy Pucher	518,334	304,049	Accela - P	1	
Accenture LLP	CON00008873	7/20/2018	9/30/2023	N	Wendy Pucher	1,969,107	1,074,045	Fin-HR Mgmt Sys Implement-P	1	
ADP Inc	CON00008940	11/19/2020	11/30/2023	Y	Wendy Pucher	32,712	19,353	1099R W2 Tax Processing - P	1	
Advantage Technology Consulting LLC	CON00008649	10/1/2019	10/31/2024	N	Wendy Pucher	394,793	311,960	IT Professional Services	1	
Amerinet of Michigan Inc	CON00008214	1/1/2017	3/28/2024	N	Wendy Pucher	49,773	21,074	Gigamon Application--P	1	
Applied Innovation	CON00008389	7/1/2018	6/30/2023	N	Wendy Pucher	1,540,341	59,678	OC Print Services - P - G2G	1	
Arrow Strategies LLC	CON00008650	10/1/2019	10/31/2024	N	Wendy Pucher	1,239,012	871,657	IT Professional Services	1	
AT & T Corp	CON00008206	11/1/2016	10/31/2026	N	Wendy Pucher	1,964,368	1,824,819	E-ATT Master Contract--P	1	
Avocette Technologies Inc	CON00008408	7/1/2018	6/30/2023	N	Wendy Pucher	76,539	8,199	Accela Implementation- P	1	
Blue Chip Talent	CON00008676	10/1/2019	10/31/2024	N	Wendy Pucher	3,663,848	1,784,081	IT Professional Services	1	
BPS Ventures II LLC	CON00009123	9/1/2019	8/31/2024	N	Wendy Pucher	75,873	39,737	Fujitsu Scanner/Accessories-P	1	
Buffalo Computer Graphics Inc	CON00008447	10/1/2018	9/30/2023	N	Wendy Pucher	44,068	1,068	Homeland Security Mgmt Sys-P	1	
Business Information Systems	CON00008272	10/1/2017	9/30/2023	N	Wendy Pucher	324,717	160,263	52-1,2,4 DC A/V Maintenance- P	1	
Byers Engineering Company	CON00008837	6/1/2020	9/30/2025	N	Wendy Pucher	47,400	22,800	Fiber Asset Management--P	1	
Carahsoft Technology	CON00008467	11/2/2018	11/1/2023	N	Wendy Pucher	343,654	4,821	Okta Implementation - P	1	
CBTS LLC	CON00008635	9/1/2019	8/31/2024	N	Wendy Pucher	6,998,747	6,941,086	UCC System - P - G2G	1	
CBTS LLC	CON00009213	12/29/2021	12/31/2024	Y	Wendy Pucher	225,000	112,500	Avanan Compl Malwr Protect--P	1	
CBTS LLC	CON00009201	12/9/2021	12/31/2026	N	Wendy Pucher	37,500	-	Check Point Serv Agreement - P	1	
CCSI LLC	CON00009218	1/17/2022	10/31/2024	Y	Wendy Pucher	150,000	112,515	IT Professional Services	1	
CFD Consulting Inc	CON00008696	10/1/2019	10/31/2024	N	Wendy Pucher	447,520	226,182	IT Professional Services	1	
Communication Brokers Inc	CON00009725	8/1/2022	7/31/2025	Y	Wendy Pucher	350,000	236,926	Telecom Invoice Management Services - P - G2G	1	
Compulink Management Center Inc	CON00009816	9/1/2022	8/31/2027	N	Wendy Pucher	1,097,825	877,191	Imaging Replacement System-G2G-P-NPC	1	
Computer Technologies USA LLC	CON00009203	1/1/2022	1/1/2027	Y	Wendy Pucher	1,377,000	1,053,300	Main Frame Hosting & Support - P - G2G	1	
Computer Technologies USA LLC	CON00008652	10/1/2019	10/31/2024	Y	Wendy Pucher	603,280	317,786	IT Professional Services	1	
Connexin Software Inc	CON00008720	1/1/2018	12/31/2023	Y	Wendy Pucher	70,350	26,375	CV Case Management System - P	1	
Coolsoft LLC	CON00008622	10/1/2019	10/31/2024	Y	Wendy Pucher	1,208,351	504,566	IT Professional Services	1	
Creative Breakthroughs Inc	CON00008488	12/28/2018	12/28/2023	Y	Wendy Pucher	34,163	13,043	Email Security & Training - P	1	
Creek Enterprise Inc	CON00009275	2/23/2022	10/31/2024	Y	Wendy Pucher	373,160	208,887	IT Professional Services	1	
Custom Business Solutions Inc	CON00009208	11/1/2021	10/31/2024	Y	Wendy Pucher	450,000	450,000	IT Professional Services	1	
Dell Marketing LP	CON00008508	10/1/2018	9/30/2023	Y	Wendy Pucher	3,326,452	465,354	E-Workstation Hardware Purch-MiDeal	1	
Dewpoint Inc	CON00009215	1/1/2022	12/31/2024	Y	Wendy Pucher	780,851	323,146	Mgd Detect Resp MDR Service -P	1	
Digital Technology Solutions LLC	CON00008651	10/1/2019	10/31/2024	Y	Wendy Pucher	278,888	260,202	IT Professional Services	1	
Elavon Inc	CON00009365	5/1/2016	8/30/2023	Y	Wendy Pucher	30,000	30,000	Credit Card Processing - NPC	1	
Emphasys Computer Solutions Inc	CON00009000	1/1/2021	9/30/2025	Y	Wendy Pucher	52,369	32,657	Simpro Application-P	1	
Environmental Systems Research Institute	CON00008474	10/1/2018	9/30/2023	Y	Wendy Pucher	845,200	66,460	GIS Implementations Tools - P	1	
Fiber Optic Management LLC	CON00008776	3/1/2020	2/28/2024	Y	Wendy Pucher	140,354	137,354	Fiber Optic Const. & Mgmt - P	1	
Flock Group Inc	CON00009264	3/10/2022	6/30/2023	Y	Wendy Pucher	10	10	S-FLOCK Lic Plate Cameras--P-NPC	1	
GDI Infotech Inc	CON00008628	10/1/2019	10/31/2024	Y	Wendy Pucher	108,291	53,669	IT Professional Services	1	
Geographic Information Services Inc	CON00008673	10/1/2019	10/31/2024	Y	Wendy Pucher	257,528	212,220	IT Professional Services	1	

2023 -2024 Professional Services Contract Review

Per Miscellaneous Resolution #19346, approval of the Board of Commissioners is required to appropriate funds for all Professional Services Contracts in excess of \$250,000 (based on Not to Exceed amount). A lower threshold of \$100,000 is specified for contracts that have not gone through a competitive bid event (single/sole source contractor). Under the resolution, authorization may occur through inclusion in the Professional Services Contract Summary section in the County Budget, where the awarded contract amount does not cause the department to exceed the Operation Expenses budget control category amount.

This section includes all existing and anticipated contracts, regardless of dollar amount. Contracts may span multiple years and services may be one-time in nature or on-going. All contracting activity follows county Purchasing Policies and Procedures.

<u>Vendor Name</u>	<u>Contract #</u>	<u>Begin Dt</u>	<u>Exp Date</u>	<u>Extendable Yes/No</u>	<u>Buyer</u>	<u>NTE Amount</u>	<u>Amt Remaining</u>	<u>Descr</u>	<u>Count</u>	<u>Department</u>
Global Solutions Group Inc	CON00009011	2/23/2021	2/28/2024	Y	Wendy Pucher	100,000	3,076	IT Security Services - P - G2G	1	
Granicus LLC	CON00010050	1/1/2021	12/31/2025	Y	Wendy Pucher	136,515	105,975	Corp Counsel FOIA System-G2G -P-NPC	1	
Granicus LLC	CON00009363	4/18/2022	4/17/2025	Y	Wendy Pucher	790,000	368,656	Content Management System (CMS)- G2G- P	1	
Infojini Inc	CON00008658	10/1/2019	10/31/2024	Y	Wendy Pucher	64,091	64,091	IT Professional Services	1	
Infomatics Inc	CON00008698	10/1/2019	10/31/2024	Y	Wendy Pucher	799,544	448,875	IT Professional Services	1	
Infosol Inc	CON00009156	9/22/2021	9/30/2024	Y	Wendy Pucher	73,490	33,388	IT- Check Assessment SAP BO- P	1	
Integrated Technology Solutions and Serv	CON00008934	11/17/2020	10/31/2024	Y	Wendy Pucher	751,420	612,460	IT Professional Services	1	
Intellitech Corp	CON00008289	10/1/2017	11/30/2023	Y	Wendy Pucher	175,645	-	Jail Management System - P	1	
IO Datasphere Inc	CON00009197	12/8/2021	10/31/2024	Y	Wendy Pucher	233,029	65,441	IT Professional Services	1	
Judge Technical Services Inc	CON00008664	10/1/2019	10/31/2024	Y	Wendy Pucher	1,109,024	750,492	IT Professional Services	1	
Kevadiya Inc	CON00008554	4/1/2019	3/31/2024	Y	Wendy Pucher	207,900	185,650	Forensic Case Mgmt Sys-P	1	
Kronos Incorporated	CON00008181	11/1/2014	6/30/2023	Y	Wendy Pucher	469,593	261,617	Workforce Central SWS - P - G2G	1	
Magensa LLC	CON00008846	5/29/2020	5/31/2025	Y	Wendy Pucher	275,463	243,933	OTC Payment System -P	1	
Manufacturing Automation & Software Syst	CON00009246	2/2/2022	2/1/2025	Y	Wendy Pucher	85,000	53,051	Inventory Management System--P	1	
Marvel Technologies Inc	CON00008686	10/1/2019	10/31/2024	Y	Wendy Pucher	424,592	258,179	IT Professional Services	1	
mCubed Staffing LLC	CON00009277	2/25/2022	10/31/2024	Y	Wendy Pucher	658,160	460,838	IT Professional Services	1	
Metric X LLC	CON00008625	10/1/2019	10/31/2024	Y	Wendy Pucher	652,078	418,637	IT Professional Services	1	
Modis Inc	CON00009051	5/1/2021	10/31/2024	Y	Wendy Pucher	459,024	309,666	IT Professional Services	1	
Norstan Communications Inc	CON00008558	10/1/2016	6/30/2023	Y	Wendy Pucher	302,826	4,253	E-Nortel Meridian - Maint - P	1	
NuTechs LLC	CON00008678	10/1/2019	10/31/2024	Y	Wendy Pucher	102,626	102,626	IT Professional Services	1	
Omni Computer Consultants Inc	CON00008659	10/1/2019	10/31/2024	Y	Wendy Pucher	2,445,539	1,585,969	IT Professional Services	1	
OnSolve LLC	CON00008801	4/1/2020	3/31/2025	Y	Wendy Pucher	117,204	58,597	Emergency Notification Sys - P	1	
Open Text Inc	CON00008468	12/1/2018	11/30/2023	Y	Wendy Pucher	81,212	35,384	Digital Asst Management SW-P	1	
OpTech LLC	CON00008709	10/1/2019	10/31/2024	Y	Wendy Pucher	316,282	118,265	IT Professional Services	1	
Peninsula Fiber Network LLC	CON00008194	4/1/2016	12/31/2032	Y	Wendy Pucher	14,210,235	14,190,236	E-E-911 Call Hndlng-P-COOP	1	
People Driven Technology Inc	CON00010097	1/1/2022	12/31/2025	Y	Wendy Pucher	1,529,109	1,527,542	Dell Server/VMware & Support - P - G2G	1	
People Driven Technology Inc	CON00010098	10/1/2019	10/31/2024	Y	Wendy Pucher	194,032	194,032	IT Professional Svcs - P	1	
Pictometry International Corp	CON00008204	12/1/2016	12/1/2023	Y	Wendy Pucher	363	363	Oblique Imagery Project - P	1	
Praetorian Secure LLC	CON00008882	8/1/2020	7/31/2023	Y	Wendy Pucher	160,397	-	IT Security Services - P - G2G	1	
Precisely Software Incorporated	CON00009987	7/1/2014	12/31/2027	Y	Wendy Pucher	382,284	326,914	Trillium Address Verification - P-NPC	1	
Presidio Networked Solutions Group LLC	CON00008308	12/15/2017	6/30/2023	Y	Wendy Pucher	334,628	16,404	Network Equip Replacement	1	
Rego Consulting Corporation	CON00008665	10/11/2019	10/31/2024	Y	Wendy Pucher	40,730	32,655	IT Professional Services	1	
Rightpoint Consulting LLC	CON00008485	12/1/2018	11/30/2023	Y	Wendy Pucher	166,500	166,500	Office 365 Implementation Services - P - G2G	1	
Shelter Management Pty Ltd	CON00008197	6/1/2016	5/30/2024	Y	Wendy Pucher	20,936	1,982	Animal Shelter Management--P	1	
Simtech Solutions Inc	CON00008811	4/1/2020	3/31/2025	Y	Wendy Pucher	1,312,800	1,312,800	JMS Appl. Development - P	1	
Simtech Solutions Inc	CON00008675	10/1/2019	10/31/2024	Y	Wendy Pucher	2,422,166	1,567,564	IT Professional Services	1	
Smart Communications Holding Inc	CON00009253	4/4/2022	4/3/2025	Y	Wendy Pucher	1	1	Inmate Phone/Video Visitation	1	
Smart Communications Holding Inc	CON00008878	8/12/2020	8/12/2024	Y	Wendy Pucher	30,000	30,000	Inmate Mail Service - P	1	
Smart IT Pros Inc	CON00009167	11/1/2021	10/31/2024	Y	Wendy Pucher	413,516	413,516	IT Professional Services	1	
SpryPoint Services, Inc.	CON00009780	8/1/2022	7/31/2025	Y	Wendy Pucher	2,010,800	1,364,500	WRC Utility Billing - P - G2G	1	
Stefanini Inc	CON00008703	10/1/2019	10/31/2024	N	Wendy Pucher	34,023	30,318	IT Professional Services	1	
Strategic Communications LLC	CON00008205	11/1/2016	10/31/2023	Y	Wendy Pucher	1,122,595	207,574	E-Cloud Computing - P - G2G	1	
Teksystems Inc	CON00008863	7/22/2020	10/31/2024	Y	Wendy Pucher	497,451	257,084	IT Professional Services	1	
TerraNova Worldwide Corporation	CON00008884	8/21/2020	8/31/2023	Y	Wendy Pucher	40,455	18,124	Security Training - P - G2G	1	
The Dotcom Team LLC	CON00009166	10/6/2021	10/31/2024	Y	Wendy Pucher	488,603	276,654	IT Professional Services	1	
Uniti Fiber 2020 LLC	CON00009957	12/31/2014	12/31/2023	N	Wendy Pucher	82,845	49,214	Fiber Maintenance-P-NPC	1	
V2Soft Inc	CON00008667	10/1/2019	10/31/2024	N	Wendy Pucher	690,171	488,798	IT Professional Services	1	

2023 -2024 Professional Services Contract Review

Per Miscellaneous Resolution #19346, approval of the Board of Commissioners is required to appropriate funds for all Professional Services Contracts in excess of \$250,000 (based on Not to Exceed amount). A lower threshold of \$100,000 is specified for contracts that have not gone through a competitive bid event (single/sole source contractor). Under the resolution, authorization may occur through inclusion in the Professional Services Contract Summary section in the County Budget, where the awarded contract amount does not cause the department to exceed the Operation Expenses budget control category amount.

This section includes all existing and anticipated contracts, regardless of dollar amount. Contracts may span multiple years and services may be one-time in nature or on-going. All contracting activity follows county Purchasing Policies and Procedures.

<u>Vendor Name</u>	<u>Contract #</u>	<u>Begin Dt</u>	<u>Exp Date</u>	<u>Extendable Yes/No</u>	<u>Buyer</u>	<u>NTE Amount</u>	<u>Amt Remaining</u>	<u>Descr</u>	<u>Count</u>	<u>Department</u>
Workday Inc	CON00008401	7/20/2018	7/19/2023	N	Wendy Pucher	1,977,362	12,107	E-Financial-Human Mgmt Sys-P	1	
Yetira LLC (Hold)	CON00008958	12/1/2020	10/31/2024	Y	Wendy Pucher	144,055	144,055	IT Professional Services	1	
CentralSquare Technologies LLC	CON00008888	7/1/2020	12/31/2023	Y	Wendy Pucher	128,039	128,039	Crime View Prof. SVS - P	1	
Emergency CallWorks	CON00008192	2/1/2016	1/31/2026	N	Wendy Pucher	1,430,746	1,430,746	E-NG 911 Call Process Eq - P	1	
Idemia Identity & Security USA LLC	CON00008896	9/1/2020	8/31/2023	Y	Wendy Pucher	117,340	78,968	Livescan Palm Print P	1	
LeadsOnline LLC	CON00008387	6/1/2018	9/30/2023	N	Wendy Pucher	210,574	117	CLEMIS Pawnshop Appl--NPC--P	1	
Mission Critical Partners LLC	CON00008736	9/15/2014	12/31/2025	N	Wendy Pucher	742,149	625,791	IT 911 RFP Services - P	1	
Motorola Solutions Inc	CON00008580	6/12/2019	6/30/2024	N	Wendy Pucher	10,687,847	6,296,808	County Public Safety Radio-P	1	
Nokia of America Corporation	CON00008948	12/1/2020	11/30/2025	N	Wendy Pucher	26,388	-	Microwave Services--P	1	
OCV LLC	CON00008607	8/1/2019	7/31/2024	N	Wendy Pucher	25,008	5,018	Sheriffs Office Mobile App - P	1	
Onur Ulgen Inc	CON00008933	10/1/2020	10/31/2024	Y	Wendy Pucher	119,000	119,000	IT Professional Services	1	
Pyramid Network Services LLC	CON00008785	4/1/2020	3/31/2025	N	Wendy Pucher	1,401,385	1,119,260	P25 Radio Project - P	1	
Motorola Solutions Inc	CON00009325	4/1/2022	9/30/2027	N	Scott Guzzy	3,687,935	2,387,161	In-Car and Body Cams - P	1	
BS and A Software	CON00009985	11/1/2022	10/31/2027	N	Wendy Pucher	681,100	555,350	Tax and Assessing System- NPC-P	1	
CNC Technologies, LLC	CON00009850	9/1/2022	8/31/2025	Y	Wendy Pucher	898,010	516,024	OCSO Helicopter Video Downlink System	1	
Experis US LLC	CON00010238	10/1/2019	10/31/2024	N	Wendy Pucher	606,702	606,702	IT Professional Services	1	
Fast Switch Great Lakes LLC	CON00009782	7/19/2022	10/31/2024	Y	Wendy Pucher	390,000	267,514	IT Professional Services	1	
FileTrail Inc	CON00009779	11/1/2022	10/31/2025	Y	Wendy Pucher	200,000	172,380	Physical Records Management System-G2G-P	1	
HigherGround Inc	CON00009416	7/1/2022	11/30/2025	Y	Wendy Pucher	89,000	59,120	Live911	1	
Info-Tech Research Group Inc	CON00009349	5/9/2022	5/8/2025	Y	Wendy Pucher	157,317	52,439	IT Research Assistance - P	1	
Insight Public Sector Inc	CON00009950	10/26/2022	10/27/2025	Y	Wendy Pucher	228,000	152,047	CA Service Desk Manager Annual Support and Maintenance -P-NPC	1	
Leidos Digital Solutions Inc	CON00010024	12/1/2022	11/30/2024	Y	Wendy Pucher	89,000	60,985	IQ CRM system for Community Engagement - NPC - P	1	
Mobile Communications America Inc	CON00009398	6/30/2022	6/30/2025	Y	Wendy Pucher	383,000	160,706	Oakwin P25 Radio System	1	
Northpointe Inc	CON00009925	9/1/2022	8/31/2025	Y	Wendy Pucher	90,500	90,500	JMS Job Classification Software - P-NPC	1	
Peninsula Fiber Network LLC	CON00009836	8/24/2022	6/30/2024	Y	Wendy Pucher	1,400,000	1,191,920	P25 Radio System_ Ethernet Transport Network	1	
People Driven Technology Inc	CON00010155	3/15/2023	3/15/2026	Y	Wendy Pucher	67,576	10,000	Cisco Purchasing and Support-G2G-P	1	
People Driven Technology Inc	CON00010199	3/22/2023	3/28/2028	N	Wendy Pucher	1,067,622	868,800	Enterprise Storage Solution-P	1	
Pure Storage Inc	CON00010193	3/27/2023	3/26/2028	N	Wendy Pucher	1	1	PURE STORAGE END USER AGREEMENT-P	1	
Ragha Systems LLC	CON00009910	9/8/2022	10/31/2024	Y	Wendy Pucher	200,000	98,180	IT Professional Services-P	1	
The Sanborn Map Company, Inc.	CON00009924	11/1/2022	10/31/2025	Y	Wendy Pucher	360,000	324,330	Ortho and Oblique Imagery-P-NPC	1	
Third Coast Tech LLC	CON00009916	1/1/2023	12/31/2027	Y	Wendy Pucher	1,300,000	1,098,574	Audiovisual Services-G2G-P	1	
TT Faster LLC	CON00010130	2/15/2023	2/14/2028	N	Wendy Pucher	415,000	329,383	Vehicle Operations Garage System Migration-P	1	
Tyler Technologies Inc	CON00009927	1/1/2021	12/31/2024	Y	Wendy Pucher	166,250	82,500	Transparency Dashboard - P	1	
V Group Inc	CON00010124	2/6/2023	10/31/2024	Y	Wendy Pucher	328,000	287,499	IT Professional Services-P	1	
Windstream Holdings II LLC	CON00009726	9/15/2012	9/30/2023	N	Wendy Pucher	445,879	445,879	E-Local Phone Service IT	1	
Windstream Holdings II LLC	CON00009727	12/31/2014	3/31/2028	N	Wendy Pucher	1,370,349	1,370,349	Colocation Contract	1	
Windstream Holdings II LLC	CON00009730	12/1/2018	11/30/2023	N	Wendy Pucher	200,000	200,000	Managed AWS Connectivity	1	
Wolverine Technical Staffing	CON00009923	9/21/2022	10/31/2024	N	Wendy Pucher	516,440	390,970	IT Professional Services-P	1	
Wonderware Inc	CON00009366	4/18/2022	4/17/2025	Y	Wendy Pucher	766,000	581,500	Point of Sale (POS) Maintenance - P - G2G	1	
						\$ 95,911,773	\$ 67,849,830		126	IT, Radio, CLEMIS
Great Lakes Womens Business Council	CON00009168	10/1/2021	10/31/2025	Y	Joan Daniels	160,000	160,000	ED: Oversight Co Loan Fund-NPC	1	
AKT Peerless Environmental Serv	CON00008924	10/1/2020	9/30/2023	Y	Joan Daniels	85,615	71,583	PEDS:Brownfield Eng-P	1	

2023 -2024 Professional Services Contract Review

Per Miscellaneous Resolution #19346, approval of the Board of Commissioners is required to appropriate funds for all Professional Services Contracts in excess of \$250,000 (based on Not to Exceed amount). A lower threshold of \$100,000 is specified for contracts that have not gone through a competitive bid event (single/sole source contractor). Under the resolution, authorization may occur through inclusion in the Professional Services Contract Summary section in the County Budget, where the awarded contract amount does not cause the department to exceed the Operation Expenses budget control category amount.

This section includes all existing and anticipated contracts, regardless of dollar amount. Contracts may span multiple years and services may be one-time in nature or on-going. All contracting activity follows county Purchasing Policies and Procedures.

Vendor Name	Contract #	Begin Dt	Exp Date	Extendable Yes/No	Buyer	NTE Amount	Amt Remaining	Descr	Count	Department
Economic Modeling LLC	CON00009116	6/30/2021	6/29/2024	Y	Joan Daniels	20,000	10,025	PEDS/IT: Esmi --NPC	1	
Environmental Consulting and Technology	CON00008927	10/1/2020	9/30/2023	Y	Joan Daniels	125,810	118,197	PEDS:Brownfield Eng-P	1	
PM Environmental Inc	CON00008966	10/1/2020	9/30/2023	Y	Joan Daniels	140,255	42,536	PEDs: Brownfield Eng - P	1	
Soil and Materials Engineers Inc	CON00008932	10/1/2020	9/30/2023	Y	Joan Daniels	15,141	4,990	PEDs: Brownfield Eng - P	1	
Steudle Executive Group	CON00009992	10/1/2022	9/30/2023	Y	Joan Daniels	24,000	4,615	County Mobility Strtgic Plan-P	1	
Environmental Recycling Group	CON00010021	1/1/2023	12/31/2025	Y	Joan Daniels	1,522,000	1,406,700	ED No Haz - P ERG	1	
National Trust for Historic Preservation	CON00009954	10/1/2022	9/30/2024	Y	Joan Daniels	650,000	650,000	ED: NATIONAL MAIN STREET - NPC	1	
Oakland County Economic Development and Growth Alliance	CON00010073	1/1/2023	12/31/2025	Y	Joan Daniels	17,000,000	9,617,420	Econ Development & ARPA Management: OCEDGA	1	
Automation Alley	CON00010091	12/20/2022	12/25/2025	Y	Joan Daniels	3,000,000	2,000,000	4.0 Manufacturing Assistance	1	
						\$ 22,582,820	\$ 13,926,065		10	Economic Development
Alpine Engineering Inc	CON00009235	1/1/2022	12/31/2023	Y	Andy Krumwiede	2,000	2,000	Remonumentation and Survey - P	1	
David P Smith and Associates	CON00009237	1/1/2022	12/31/2023	Y	Andy Krumwiede	125,000	63,350	Remonumentation and Survey--P	1	
Hart InterCivic Inc	CON00008222	3/1/2017	2/28/2027	Y	Andy Krumwiede	1,476,608	1,370,809	Voting System Hardware - P	1	
Kieft Engineering Inc	CON00009238	1/1/2022	12/31/2023	Y	Andy Krumwiede	50,000	50,000	Remonumentation and Survey - P	1	
Tri County Surveying LLC	CON00009231	1/1/2022	12/31/2024	Y	Andy Krumwiede	325,000	117,640	Remonumentation and Survey - P	1	
CSLS Holdings LLC	CON00008913	1/1/2021	12/31/2025	Y	Andy Krumwiede	1,118,398	563,084	Land Records Mgm - P	1	
						\$ 3,095,006	\$ 2,164,883		5	Clerk Register Deeds
Drop Zone Testing LLC	CON00008484	12/19/2018	12/31/2023	N	Joseph Dahl	2,617	609	52/1 Court Drug Testing--P	1	
TCS Holding Company LLC	CON00009104	7/1/2021	6/30/2023	Y	Joseph Dahl	1	1	District Court Drug Testing-H	1	
Tyler Technologies Inc	CON00008714	3/1/2017	2/28/2025	N	Joseph Dahl	340,972	235,992	Jury Management System - P	1	
Class A Training Center LLC	CON00008315	1/1/2018	12/31/2023	N	Joseph Dahl	11,466	4,539	DC 52-4 Drug/Alcohol Testing-P	1	
House Arrest Services Inc	CON00009425	2/13/2020	2/28/2024	Y	Joseph Dahl	2,500	1,069	52/4 DC Drug Testing - P	1	
Jill A Massura	CON00008624	9/9/2019	9/9/2023	Y	Joseph Dahl	2,450	1,700	Tapping Course - P	1	
Oakland Community Health Network	CON00009292	9/30/2019	9/30/2023	Y	Joseph Dahl	6,200	894	52/4 Peer Recovery Coach - NPC	1	
Rivers Bend PC	CON00009064	5/3/2021	5/31/2024	Y	Joseph Dahl	1,775	1,775	Substance Abuse Counseling-P	1	
Oakland Community Health Network	CON00010122	10/1/2022	9/30/2023	Y	Joseph Dahl	92,300	69,031	Mental Health Court Liaison - NPC	1	
Rochester Area Counseling Services LLC	CON00010054	1/1/2023	12/31/2023	Y	Joseph Dahl	5,000	5,000	52/3 Substance Counseling - P	1	
						\$ 465,280	\$ 320,608		10	District Court
Oakland Community Health Network	CON00009428	6/7/2022	9/30/2024	Y	Joseph Dahl	290,230	38,588	Court Liaison - NPC	1	
Oakland Schools	CON00009431	6/7/2022	9/30/2024	Y	Joseph Dahl	110,654	18,651	Wraparound Services - NPC	1	
Business Information Systems	CON00008403	10/1/2018	9/30/2023	Y	Joseph Dahl	84,356	16,871	FOC A/V Maintenance- P	1	
Business Information Systems	CON00008406	10/1/2018	9/30/2023	Y	Joseph Dahl	48,861	24,756	Juvenile Co A/V Maintenance- P	1	
DNA Diagnostics Center Inc	CON00009820	10/24/2019	9/30/2024	Y	Joseph Dahl	10,000	7,785	FOC DNA Testing - NPC	1	
Brugmansia Counseling Group PLLC	CON00009830	11/27/2019	11/30/2023	Y	Joseph Dahl	10,000	7,083	Clinical Restoration Serv-P	1	
Impact Consulting Services	CON00009723	10/1/2020	9/30/2024	Y	Joseph Dahl	70,900	16,656	Supervised Parenting Time - H	1	
Kelly J Coval	CON00008923	11/9/2020	11/30/2022	Y	Joseph Dahl	92,236	900	Guardian Assessments-P	1	
Wisniewski Legal PLLC	CON00009715	4/12/2021	4/30/2022	Y	Joseph Dahl	5,240	2,490	Guardianship Assessments - P	1	
Loomis Armored US LLC	CON00009066	4/1/2021	4/1/2026	Y	Joseph Dahl	79,484	71,628	Armored Car Serv-P	1	
Business Information Systems	CON00009100	6/30/2021	7/1/2022	Y	Joseph Dahl	70,902	-	Circuit Ct A/V Recording Sys-P	1	

2023 -2024 Professional Services Contract Review

Per Miscellaneous Resolution #19346, approval of the Board of Commissioners is required to appropriate funds for all Professional Services Contracts in excess of \$250,000 (based on Not to Exceed amount). A lower threshold of \$100,000 is specified for contracts that have not gone through a competitive bid event (single/sole source contractor). Under the resolution, authorization may occur through inclusion in the Professional Services Contract Summary section in the County Budget, where the awarded contract amount does not cause the department to exceed the Operation Expenses budget control category amount.

This section includes all existing and anticipated contracts, regardless of dollar amount. Contracts may span multiple years and services may be one-time in nature or on-going. All contracting activity follows county Purchasing Policies and Procedures.

Vendor Name	Contract #	Begin Dt	Exp Date	Extendable Yes/No	Buyer	NTE Amount	Amt Remaining	Descr	Count	Department
Justice AV Solutions Inc	CON00010237	6/30/2021	7/1/2022	Y	Joseph Dahl	398,904	7,543	Circuit Ct A/V Recording Sys-P	1	
Melinda Deel PLLC	CON00009710	9/14/2021	9/30/2022	Y	Joseph Dahl	10,000	8,570	Guardian Assessments-P	1	
AccuShred LLC	CON00009821	3/3/2022	2/28/2023	Y	Joseph Dahl	3,840	3,840	FOC Document Shredding Srv--P	1	
Oakland Community Health Network	CON00009430	6/7/2022	9/30/2023	Y	Joseph Dahl	68,587	68,587	Court Liaison - P	1	
Business Information Systems	CON00008406	10/1/2018	9/30/2023	N	Joseph Dahl	24,756	13,430	Juvenile Co A/V Maintenance- P	1	
Business Information Systems	CON00008403	10/1/2018	9/30/2023	N	Joseph Dahl	16,871	-	FOC A/V Maintenance- P	1	
Avertest	CON00009396	3/1/2022	3/1/2024	Y	Joseph Dahl	58,109	32,619	OB-Drug-Alcohol Test Drug Court-P	1	
American Process Service	CON00009707	1/1/2020	12/31/2023	Y	Joseph Dahl	20,000	15,837	Process Server - P	1	
DNA Diagnostics Center Inc	CON00008677	10/24/2019	9/30/2024	N	Joseph Dahl	7,785	7,785	FOC DNA Testing - NPC	1	
						\$ 1,481,715	\$ 363,620		19	Circuit Court , Friend of the Court
American Process Service Inc	CON00008717	1/1/2020	12/31/2023	Y	Joseph Dahl	350,969	104,268	Process Server - P	1	
American Video Transfer Inc	CON00009871	9/1/2022	8/31/2025	Y	Joseph Dahl	47,740	-	OCSO Interview Room - P	1	
Ashi Acquisition Company	CON00008941	11/24/2020	11/30/2023	Y	Joseph Dahl	1,370	1,275	Online CPR Course - P	1	
Axon Enterprise Inc	CON00010163	1/1/2023	12/31/2026	Y	Joseph Dahl	300,000	247,598	OCSO Drone Command Software - P	1	
Dictation Sales & Service Inc	CON00009243	2/1/2022	1/31/2027	N	Wendy Pucher	979,000	489,750	E-911 Recording Solution--P	1	
Haven Inc	CON00008627	10/1/2019	9/30/2025	N	Joseph Dahl	253,175	188,175	E-START Program - COOP - P	1	
Home Confinement Inc	CON00008890	8/31/2020	8/31/2023	Y	Joseph Dahl	29,599	23,506	Electronic Monitoring - P	1	
Idemia Identity & Security USA LLC	CON00008715	12/12/2019	12/30/2024	N	Joseph Dahl	-	-	Latent Expert Workstations - P	1	
Medical Priority Consultants Inc	CON00008337	1/31/2018	1/31/2025	N	Wendy Pucher	200,735	139,295	E-Dispatch Call QA Monitor - P	1	
Motor City Scuba LLC	CON00009046	4/21/2021	4/30/2024	Y	Joseph Dahl	16,577	4,808	Dive Equipment and Training-P	1	
Red Mitten Consulting LLC	CON00008763	2/29/2020	3/1/2024	Y	Joseph Dahl	33,125	13,625	E-Grant Consulting - P	1	
Savant Learning Systems Inc	CON00008802	4/20/2020	4/30/2025	N	Joseph Dahl	35,008	-	Computer Based Training - P	1	
TransLift Inc	CON00008994	1/20/2021	1/31/2024	Y	Joseph Dahl	19,010	19,010	Helicopter Cert Training--P	1	
Wellpath LLC	CON00009257	3/1/2022	2/28/2025	Y	Joseph Dahl	18,571,102	11,423,928	Jail Health Services - H	1	
Datagain Inc	CON00010234	4/20/2023	4/30/2028	Y	Joseph Dahl	28,000	28,000	Sheriff Lab Analyzer Maintenance - P	1	
FAAC Incorporated	CON00010129	2/8/2023	1/31/2025	Y	Joseph Dahl	252,945	252,945	Police Driver Training Simulator - P	1	
KFD Training and Consultation LLC	CON00010181	3/14/2023	3/31/2024	Y	Joseph Dahl	17,500	17,500	LOCKUP Instructional Training - P	1	
						\$ 21,135,855	\$ 12,953,683		17	Sheriff
Allied Media Projects	CON00010093	1/17/2023	12/31/2023	Y	Andy Krumwiede	100,000	-	BOC Sponsorship - M	1	
Kids First Initiative	CON00010053	12/22/2022	11/30/2023	Y	Andy Krumwiede	100,000	-	BOC Award	1	
Merit Network, Inc	CON00010272	5/1/2023	6/30/2023	Y	Andy Krumwiede	45,000	45,000	Broadband Survey - P	1	
Noble Odyssey Foundation	CON00010078	1/9/2023	12/31/2023	Y	Andy Krumwiede	25,000	-	BOC Sponsorship - M	1	
Public Affairs Associates LLC	CON00009804	7/1/2022	6/30/2025	Y	Andy Krumwiede	180,000	135,000	BOC Lobbyist - P	1	
Plante and Moran PLLC	CON00008660	10/25/2019	7/31/2023	Y	Andy Krumwiede	479,095	92,308	2019-2021 Audit Serv-P	1	
Dickinson Wright PLLC	CON00009757	9/1/2019	8/31/2024	N	Andy Krumwiede	26,824	26,824	OCPTA/OCZA Legal Services - P	1	
Vista Maria Inc	CON00009756	9/1/2022	8/31/2023	Y	Andy Krumwiede	10,900	5,450	Survivor Program - P	1	
Michigan State University	CON00009278	2/23/2022	12/31/2023	Y	Andy Krumwiede	52,500	26,250	MSUE Moth Grant Admin - P	1	

2023 -2024 Professional Services Contract Review

Per Miscellaneous Resolution #19346, approval of the Board of Commissioners is required to appropriate funds for all Professional Services Contracts in excess of \$250,000 (based on Not to Exceed amount). A lower threshold of \$100,000 is specified for contracts that have not gone through a competitive bid event (single/sole source contractor). Under the resolution, authorization may occur through inclusion in the Professional Services Contract Summary section in the County Budget, where the awarded contract amount does not cause the department to exceed the Operation Expenses budget control category amount.

This section includes all existing and anticipated contracts, regardless of dollar amount. Contracts may span multiple years and services may be one-time in nature or on-going. All contracting activity follows county Purchasing Policies and Procedures.

<u>Vendor Name</u>	<u>Contract #</u>	<u>Begin Dt</u>	<u>Exp Date</u>	<u>Extendable Yes/No</u>	<u>Buyer</u>	<u>NTE Amount</u>	<u>Amt Remaining</u>	<u>Descr</u>	<u>Count</u>	<u>Department</u>
						\$ 919,319	\$ 330,831		9	Board of Commissioners
AECOM Technical Services of Michigan Inc	CON00008452	10/18/2018	9/1/2023	N	Andy Krumwiede	33,533	3,705	Parks Mill Pond Dam Study - P	1	
Clinton River Watershed Council	CON00009002	2/8/2021	1/31/2024	Y	Andy Krumwiede	17,295	12,205	Invasive Species Education - P	1	
Davey Resource Group Inc	CON00008729	1/9/2020	12/31/2024	Y	Andy Krumwiede	142,806	121,870	Forestry Services - P	1	
David S Mindell	CON00009300	3/1/2022	2/28/2025	Y	Andy Krumwiede	450,000	290,758	Ecological Restoration-P-COOP	1	
Gail and Rice Inc	CON00010172	3/6/2023	1/31/2026	Y	Andy Krumwiede	150,000	126,015	Booking Agent - P	1	
GEI Consultants of Michigan PC	CON00009308	3/1/2022	2/28/2025	Y	Andy Krumwiede	150,000	91,827	Ecological Restoration-P-COOP	1	
Marx Layne & Company	CON00008917	10/1/2020	9/30/2023	Y	Andy Krumwiede	82,625	82,625	Parks Sponsorship Dev--P	1	
Ottaway Communications Inc	CON00008634	10/1/2019	9/30/2024	N	Andy Krumwiede	740,051	103,117	Parks Media Buyer - P	1	
ROWE Professional Services Company	CON00009153	9/14/2021	8/31/2024	Y	Andy Krumwiede	22,476	12,077	ORV Park Design Consult-P	1	
ROWE Professional Services Company	CON00008493	12/5/2018	11/30/2023	N	Andy Krumwiede	261	261	ORV Park Design Consultant - P	1	
Vaughn Gurganian Photography LLC	CON00009285	1/1/2022	12/31/2024	Y	Andy Krumwiede	49,458	27,910	Photography Services - P	1	
Vermont Systems	CON00008680	11/1/2019	10/31/2024	N	Andy Krumwiede	208,956	158,178	Parks Point of Sales Sys - P	1	
Z Performance LLC	CON00008850	7/6/2020	3/31/2025	N	Andy Krumwiede	1	1	ORV Park Special Events - P	1	
Jeff Ellis and Associates Inc	CON00010017	1/1/2023	12/31/2027	Y	Andy Krumwiede	110,000	89,050	Lifeguard Training Program - P	1	
M-1 Studios LLC	CON00009902	12/1/2022	11/30/2025	Y	Andy Krumwiede	50,000	44,600	Parks Video Productions - P	1	
Michael Kuhn and Associates Inc	CON00009760	7/1/2022	6/30/2025	Y	Andy Krumwiede	50,000	34,125	Irrigation Consultant - P	1	
PLM Lake & Land Management Corp	CON00010263	4/26/2023	3/31/2026	Y	Andy Krumwiede	150,000	148,875	Aquatic Plant Mgmt-P-COOP	1	
Stantec Consulting Services Inc	CON00010005	11/23/2022	2/28/2025	Y	Andy Krumwiede	800,000	597,531	Ecological Restoration-P-COOP	1	
Syenergy Engineering Services	CON00009965	10/19/2022	9/30/2023	Y	Andy Krumwiede	30,000	5,702	Parks BMS - P	1	
TOTAL	CON00010055	12/28/2022	11/30/2025	Y	Andy Krumwiede	15,000	10,100	Parks Interactive Maps - P	1	
						\$ 3,252,461	\$ 1,960,533		20	Parks & Recreation
ADS LLC	CON00008987	1/1/2021	12/31/2023	Y	Andy Krumwiede	2,419,730	1,126,125	WRC Flow Meter - P	1	
AECOM Great Lakes Inc	CON00009288	9/1/2021	8/31/2024	Y	Andy Krumwiede	250,000	97,300	WRC Engineering Services - P	1	

2023 -2024 Professional Services Contract Review

Per Miscellaneous Resolution #19346, approval of the Board of Commissioners is required to appropriate funds for all Professional Services Contracts in excess of \$250,000 (based on Not to Exceed amount). A lower threshold of \$100,000 is specified for contracts that have not gone through a competitive bid event (single/sole source contractor). Under the resolution, authorization may occur through inclusion in the Professional Services Contract Summary section in the County Budget, where the awarded contract amount does not cause the department to exceed the Operation Expenses budget control category amount.

This section includes all existing and anticipated contracts, regardless of dollar amount. Contracts may span multiple years and services may be one-time in nature or on-going. All contracting activity follows county Purchasing Policies and Procedures.

<u>Vendor Name</u>	<u>Contract #</u>	<u>Begin Dt</u>	<u>Exp Date</u>	<u>Extendable Yes/No</u>	<u>Buyer</u>	<u>NTE Amount</u>	<u>Amt Remaining</u>	<u>Descr</u>	<u>Count</u>	<u>Department</u>
AECOM Technical Services of Michigan Inc	CON00008806	1/28/2020	1/27/2025	N	Andy Krumwiede	28,438	20,314	WRC Engineering Services - NPC	1	
Alfred Benesch & Company	CON00009421	9/1/2021	8/31/2024	Y	Andy Krumwiede	250,000	221,618	WRC Engineering Services- P	1	
Aloia & Associates PC	CON00010044	4/19/2022	4/18/2025	Y	Andy Krumwiede	100,000	97,065	Red Run Drainage District Legal Services - NPC	1	
ALS Group USA Corp	CON00008809	4/1/2020	3/31/2024	Y	Andy Krumwiede	73,037	73,037	E-Analytical Testing Serv -P	1	
Anderson Eckstein and Westrick Inc	CON00009163	9/1/2021	8/31/2024	Y	Andy Krumwiede	250,000	249,000	WRC Engineering Services - P	1	
Applied Science Inc	CON00009183	9/1/2021	8/31/2024	Y	Andy Krumwiede	3,041,993	1,941,912	WRC Engineering Services - P	1	
Applied Science Inc	CON00008420	6/27/2018	6/26/2023	N	Andy Krumwiede	3,194,674	2,064,969	NESPS Oper Ctrl Transition-NPC	1	
Auger Klein Aller Architects Inc	CON00008594	6/8/2019	5/31/2024	N	Andy Krumwiede	1,451,314	1,423,542	WRC Building Renovation - P	1	
Bergmann Associates Architects Engineers	CON00009286	9/1/2021	8/31/2024	Y	Andy Krumwiede	250,000	250,000	WRC Engineering Services - P	1	
Black & Veatch Ltd of Michigan	CON00009245	9/1/2021	8/31/2024	Y	Wendy Pucher	250,000	250,000	WRC Engineering Services--P	1	
Burns and McDonnell Michigan Inc	CON00010219	4/1/2023	8/31/2024	Y	Andy Krumwiede	150,000	150,000	WRC Engineering Services - P	1	
CDM Smith Michigan Inc	CON00009214	9/1/2021	8/31/2024	Y	Andy Krumwiede	250,000	241,208	WRC Engineering Services--P	1	
Center for Watershed Protection Inc	CON00010144	1/24/2023	1/23/2024	Y	Andy Krumwiede	45,680	40,160	GWK Residential Green Stormwater Infrastructure - NPC	1	
Civil Engineering Solutions Inc	CON00009240	9/1/2021	8/31/2024	Y	Andy Krumwiede	250,000	183,118	WRC Engineering Services- P	1	
Clark Hill PLC	CON00009318	1/1/2022	12/31/2024	Y	Andy Krumwiede	100,000	29,975	Legal Services - NPC	1	
Clark Hill PLC	CON00009304	1/1/2022	12/31/2024	Y	Andy Krumwiede	200,000	200,000	WRC Bond Consulting - NPC	1	
Clinton River Watershed Council	CON00010152	1/24/2023	1/23/2026	Y	Andy Krumwiede	30,189	30,189	GWK Residential Green Stormwater Infrastructure - NPC	1	
Davis & Davis Law Offices PLC	CON00008845	8/23/2020	8/22/2025	N	Andy Krumwiede	437,437	408,228	WRC Legal Services - NPC	1	
Dickinson Wright PLLC	CON00009313	1/1/2022	12/31/2024	Y	Andy Krumwiede	2,088,697	880,596	Legal Services - NPC	1	
Dickinson Wright PLLC	CON00009307	1/1/2022	12/31/2024	Y	Andy Krumwiede	200,000	145,400	Bond Counsel - NPC	1	
DiClemente Siegel Design Inc	CON00008943	9/1/2020	8/31/2023	Y	Andy Krumwiede	101,986	98,501	As Needed Elec Engineer Srvs-P	1	
Dixon Engineering Inc	CON00009382	5/1/2022	4/30/2025	Y	Andy Krumwiede	370,000	294,525	Water Storage & Hydropneumatics Tank Eng. Srvs. - P	1	
DLZ Michigan Inc	CON00009173	9/1/2021	8/31/2024	Y	Andy Krumwiede	511,349	393,486	WRC Engineering Services - P	1	
Environmental Consulting and Technology	CON00009224	9/1/2021	8/31/2024	Y	Andy Krumwiede	228,128	199,946	WRC Engineering Services- P	1	

2023 -2024 Professional Services Contract Review

Per Miscellaneous Resolution #19346, approval of the Board of Commissioners is required to appropriate funds for all Professional Services Contracts in excess of \$250,000 (based on Not to Exceed amount). A lower threshold of \$100,000 is specified for contracts that have not gone through a competitive bid event (single/sole source contractor). Under the resolution, authorization may occur through inclusion in the Professional Services Contract Summary section in the County Budget, where the awarded contract amount does not cause the department to exceed the Operation Expenses budget control category amount.

This section includes all existing and anticipated contracts, regardless of dollar amount. Contracts may span multiple years and services may be one-time in nature or on-going. All contracting activity follows county Purchasing Policies and Procedures.

<u>Vendor Name</u>	<u>Contract #</u>	<u>Begin Dt</u>	<u>Exp Date</u>	<u>Extendable Yes/No</u>	<u>Buyer</u>	<u>NTE Amount</u>	<u>Amt Remaining</u>	<u>Descr</u>	<u>Count</u>	<u>Department</u>
Eurofins Environment Testing North	CON00009326	5/1/2020	4/30/2024	Y	Andy Krumwiede	104,995	58,690	E-Analytical Testing Serv -P	1	
Fahey Schultz Burzych Rhodes PLC	CON00009315	1/1/2022	12/31/2024	Y	Andy Krumwiede	100,000	89,671	Legal Services - NPC	1	
Ferguson Enterprises Inc	CON00008951	12/1/2020	11/30/2025	N	Wendy Pucher	67,200	50,800	Neptune 360 Software - P	1	
Fishbeck	CON00009194	9/1/2021	8/31/2024	Y	Andy Krumwiede	632,647	343,934	WRC Engineering Services - P	1	
Fishbeck	CON00009037	1/11/2021	6/30/2026	N	Andy Krumwiede	3,863,955	3,010,228	EFSDS 8 Mile CAP Convey - NPC	1	
Fishbeck	CON00008596	6/18/2019	6/17/2024	N	Andy Krumwiede	230,131	22,760	HRSDS Sewage Retention - NPC	1	
FK Engineering Associates	CON00009200	9/1/2021	8/31/2024	Y	Andy Krumwiede	207,913	28,003	WRC Engineering Services - P	1	
Fleis & VandenBrink Engineering Inc	CON00009436	9/1/2021	10/31/2024	Y	Andy Krumwiede	250,000	170,565	WRC Engineering Services - P	1	
GHD Services Inc	CON00009289	1/1/2022	12/31/2024	Y	Andy Krumwiede	250,000	137,699	WRC Engineering Services - P	1	
Giffels Webster Engineers Inc	CON00009206	9/1/2021	8/31/2024	Y	Andy Krumwiede	222,615	94,311	WRC Engineering Services - P	1	
Greeley and Hansen LLC	CON00009242	9/1/2021	8/31/2024	Y	Andy Krumwiede	250,000	250,000	WRC Engineering Services- P	1	
Harris Computer Systems	CON00008178	12/17/2013	12/31/2023	N	Andy Krumwiede	204,585	80,088	Water Utility Sftwre/Spprt - P	1	
Hazen and Sawyer	CON00009280	9/1/2021	8/31/2024	Y	Andy Krumwiede	250,000	250,000	WRC Engineering Services - P	1	
Hazen and Sawyer	CON00008689	10/1/2019	10/1/2024	Y	Andy Krumwiede	170,250	170,250	CRWR Recovery Facility - NPC	1	
Hubbell Roth and Clark Inc	CON00009188	9/1/2021	8/31/2024	Y	Andy Krumwiede	2,740,225	922,329	WRC Engineering Svcs - P	1	
Hubbell Roth and Clark Inc	CON00009080	5/6/2021	12/31/2024	Y	Andy Krumwiede	290,564	209,783	Lathrup Vill. SRT Rehab - NPC	1	
Hubbell Roth and Clark Inc	CON00009032	11/28/2018	11/27/2023	N	Andy Krumwiede	195,187	186,746	Red Run Drain Study - NPC	1	
Hubbell Roth and Clark Inc	CON00009031	11/18/2020	12/31/2023	Y	Andy Krumwiede	159,911	51,815	Frdm Hill N. Bank Improv-NPC	1	
Hubbell Roth and Clark Inc	CON00008977	9/1/2020	8/31/2023	Y	Andy Krumwiede	57,007	56,633	As Needed Engineering Svcs - P	1	
Hubbell Roth and Clark Inc	CON00008489	11/30/2018	12/31/2023	N	Andy Krumwiede	156,176	113,609	Walnut Ext Evergreen Int -NPC	1	
Hubbell Roth and Clark Inc	CON00008438	9/4/2018	9/4/2023	N	Andy Krumwiede	225,065	60,231	HRSDS Engineering Services-NPC	1	
Human Resource Management Services LLC	CON00009351	2/7/2022	2/6/2025	Y	Andy Krumwiede	100,000	92,316	HR Consulting Services - P	1	
InfoSend Inc	CON00008188	10/1/2015	9/30/2023	N	Andy Krumwiede	364,785	51,686	Bill Printing & Mailing - P	1	
Jacobs Consultants Inc	CON00009788	2/16/2022	2/15/2025	Y	Andy Krumwiede	963,224	331,179	OMIDD Odor and Corrosion Design - NPC	1	

2023 -2024 Professional Services Contract Review

Per Miscellaneous Resolution #19346, approval of the Board of Commissioners is required to appropriate funds for all Professional Services Contracts in excess of \$250,000 (based on Not to Exceed amount). A lower threshold of \$100,000 is specified for contracts that have not gone through a competitive bid event (single/sole source contractor). Under the resolution, authorization may occur through inclusion in the Professional Services Contract Summary section in the County Budget, where the awarded contract amount does not cause the department to exceed the Operation Expenses budget control category amount.

This section includes all existing and anticipated contracts, regardless of dollar amount. Contracts may span multiple years and services may be one-time in nature or on-going. All contracting activity follows county Purchasing Policies and Procedures.

<u>Vendor Name</u>	<u>Contract #</u>	<u>Begin Dt</u>	<u>Exp Date</u>	<u>Extendable Yes/No</u>	<u>Buyer</u>	<u>NTE Amount</u>	<u>Amt Remaining</u>	<u>Descr</u>	<u>Count</u>	<u>Department</u>
Jacobs Consultants Inc	CON00009971	11/1/2022	10/31/2025	Y	Andy Krumwiede	150,000	150,000	As-Needed Engineering Support Services - P	1	
Jacobs Consultants Inc	CON00010103	12/8/2022	6/8/2024	Y	Andy Krumwiede	3,692,354	1,211,228	CRWRRF Optimization & Electrical Improv. Eng. - NPC	1	
Jacobs Consultants Inc	CON00009217	9/1/2021	8/31/2024	Y	Andy Krumwiede	703,637	596,025	WRC Engineering Services--P	1	
JMK Consultants Inc	CON00009161	9/1/2021	8/31/2024	Y	Andy Krumwiede	803,305	381,723	WRC Engineering Services - P	1	
KCI Associates of Michigan PC	CON00010224	2/1/2023	1/31/2028	N	Andy Krumwiede	125,000	125,000	As-Needed Cityworks Consulting Services - P	1	
Kent Communications Inc	CON00009342	4/10/2022	3/31/2025	Y	Andy Krumwiede	150,000	96,704	E-Print & Mailing Services - P	1	
Kotz Sangster Wysocki PC	CON00009054	2/1/2021	1/31/2026	N	Andy Krumwiede	625,778	374,571	WRC Legal Services - NPC	1	
LG Design Inc	CON00008410	6/27/2018	6/26/2023	N	Andy Krumwiede	43,999	34,725	OMIDDD Improvements - NPC	1	
Marine Pollution Control	CON00008386	7/1/2018	6/30/2023	N	Andy Krumwiede	52,576	15,618	E-Hazardous Waste Removal - P	1	
Materials Testing Consultants Inc	CON00009162	9/1/2021	8/31/2024	Y	Andy Krumwiede	250,000	243,456	WRC Engineering Services- P	1	
Meadowbrook Inc	CON00009988	11/1/2022	10/31/2024	Y	Andy Krumwiede	200,000	200,000	Insurance Broker Services - P	1	
Meadowbrook Inc	CON00009329	2/28/2022	8/31/2027	N	Andy Krumwiede	5,280,000	2,861,106	Ins Consultant for EFSDD - NPC	1	
Meadowbrook Inc	CON00008857	5/20/2020	5/19/2025	N	Andy Krumwiede	308,100	308,100	NESPS Renovation Insurance Consulting - NPC	1	
Meadowbrook Inc	CON00008196	2/16/2016	6/1/2026	N	Andy Krumwiede	3,936,518	775,694	OMID Insurance Consultant Service - NPC	1	
METCO Services Inc	CON00008448	9/26/2018	12/31/2023	N	Andy Krumwiede	1,967,914	905,168	OMIDD Engineering Srvs--NPC	1	
MFCI LLC	CON00009302	1/1/2022	12/31/2024	Y	Andy Krumwiede	500,000	375,168	Financial Consulting - NPC	1	
MFCI LLC	CON00008655	10/1/2019	9/30/2024	N	Andy Krumwiede	50,000	27,863	Municipal Financial Advisor- P	1	
Michigan AgriBusiness Solutions LLC	CON00008952	1/1/2021	12/31/2023	Y	Andy Krumwiede	282,310	68,894	BioSolids Management-P	1	
Motor City Electric Technologies Inc	CON00008511	2/1/2019	1/31/2024	N	Andy Krumwiede	42,649	28,924	Instrument Calibration Srvs -P	1	
Neyer Tiseo & Hindo Ltd	CON00009174	1/1/2022	8/31/2024	Y	Andy Krumwiede	2,166,933	2,003,869	WRC Engineering Services -P	1	
Neyer Tiseo & Hindo Ltd	CON00008173	5/29/2009	12/31/2023	N	Andy Krumwiede	5,560,058	3,901,127	Oakland Macomb Intercept - NPC	1	
Nowak and Fraus Engineers	CON00009229	9/1/2021	8/31/2024	Y	Andy Krumwiede	335,258	60,109	WRC Engineering Services- P	1	
O R Colan Associates LLC	CON00008769	2/1/2020	1/31/2025	N	Andy Krumwiede	500,000	496,592	Right-of-Way Services - P	1	

2023 -2024 Professional Services Contract Review

Per Miscellaneous Resolution #19346, approval of the Board of Commissioners is required to appropriate funds for all Professional Services Contracts in excess of \$250,000 (based on Not to Exceed amount). A lower threshold of \$100,000 is specified for contracts that have not gone through a competitive bid event (single/sole source contractor). Under the resolution, authorization may occur through inclusion in the Professional Services Contract Summary section in the County Budget, where the awarded contract amount does not cause the department to exceed the Operation Expenses budget control category amount.

This section includes all existing and anticipated contracts, regardless of dollar amount. Contracts may span multiple years and services may be one-time in nature or on-going. All contracting activity follows county Purchasing Policies and Procedures.

<u>Vendor Name</u>	<u>Contract #</u>	<u>Begin Dt</u>	<u>Exp Date</u>	<u>Extendable Yes/No</u>	<u>Buyer</u>	<u>NTE Amount</u>	<u>Amt Remaining</u>	<u>Descr</u>	<u>Count</u>	<u>Department</u>
Oakland Heights Development Inc	CON00009021	1/1/2021	12/31/2023	Y	Andy Krumwiede	52,886	12,694	Sludge Disposal - M	1	
Orchard Hiltz and McCliment Inc	CON00009411	5/20/2022	5/19/2024	Y	Andy Krumwiede	666,976	321,238	OAT Knorrwood Pines Water Storage Engineering - NPC	1	
Orchard Hiltz and McCliment Inc	CON00010162	3/1/2023	2/28/2028	N	Andy Krumwiede	856,000	720,503	Crossings Water Storage - NPC	1	
Orchard Hiltz and McCliment Inc	CON00009177	9/1/2021	8/31/2024	Y	Andy Krumwiede	1,718,359	805,373	WRC Engineering Services - P	1	
Paragon Laboratories Inc	CON00008694	12/1/2019	11/30/2024	N	Andy Krumwiede	56,000	14,358	E-Water Testing/Analysis - P	1	
PayNearMe MT Inc	CON00008955	12/1/2020	11/30/2025	N	Wendy Pucher	300,000	300,000	Community Pmt Solution-P-COOP	1	
PFM Financial Advisors LLC	CON00009317	1/1/2022	12/31/2024	Y	Andy Krumwiede	500,000	500,000	Financial Advisor - NPC	1	
PMA Consultants LLC	CON00009164	9/1/2021	8/31/2024	Y	Andy Krumwiede	784,490	599,437	WRC Engineering Services - P	1	
PMA Consultants LLC	CON00008858	5/29/2020	11/29/2025	N	Andy Krumwiede	755,079	725,667	Program and Project Mgt. - NPC	1	
POWER Engineers Consulting	CON00010137	2/1/2023	1/31/2028	N	Andy Krumwiede	125,000	125,000	As-Needed Cityworks Consulting Services - P	1	
PowerPlan Inc	CON00009371	4/30/2019	4/29/2024	N	Andy Krumwiede	532,653	242,065	Asset Invest Optimization - P	1	
Primodal US Inc	CON00009983	11/1/2022	10/31/2025	Y	Andy Krumwiede	150,000	150,000	As-Needed Engineering Support Services - P	1	
ROWE Professional Services Company	CON00009261	9/1/2021	8/31/2024	Y	Andy Krumwiede	250,000	224,953	WRC Engineering Services- P	1	
Russell G Carniak	CON00009068	5/8/2021	5/7/2024	Y	Andy Krumwiede	100,000	100,000	Attorney Services-NPC	1	
Sigma Associates Inc	CON00009248	9/1/2021	8/31/2024	Y	Andy Krumwiede	250,000	212,843	WRC Engineering Services- P	1	
Sigma Associates Inc	CON00008926	9/1/2020	9/1/2023	Y	Andy Krumwiede	411,365	403,631	As Needed Engineering Srvs - P	1	
Spalding Dedecker Associates Inc	CON00009205	9/1/2021	8/31/2024	Y	Andy Krumwiede	335,080	301,780	WRC Engineering Services- P	1	
Spicer Group Inc	CON00009228	9/1/2021	8/31/2024	Y	Andy Krumwiede	209,226	104,244	WRC Engineering Services - P	1	
Stantec Consulting Services Inc	CON00009414	5/1/2022	4/30/2025	Y	Andy Krumwiede	100,000	72,944	Affordability Plan Grant Work - P	1	
SwiftComply US OpCo Inc	CON00008770	1/1/2020	4/30/2024	Y	Wendy Pucher	13,308	5,982	Cross Connection Mgt--NPC	1	
Teresa Weed Newman	CON00008449	10/1/2018	9/30/2023	N	Andy Krumwiede	27,631	26,551	Facilitation & Project Mgt.- P	1	
Testing Engineers and Consultants	CON00009290	9/1/2021	8/31/2024	Y	Andy Krumwiede	250,000	233,950	WRC Engineering Services - P	1	
Tetra Tech of Michigan PC	CON00009202	9/1/2021	8/31/2024	Y	Andy Krumwiede	236,388	223,676	WRC Engineering Services - P	1	
The Doc Guy	CON00008807	2/1/2020	1/31/2025	N	Andy Krumwiede	471,516	445,419	Right-of-Way Services - P	1	

2023 -2024 Professional Services Contract Review

Per Miscellaneous Resolution #19346, approval of the Board of Commissioners is required to appropriate funds for all Professional Services Contracts in excess of \$250,000 (based on Not to Exceed amount). A lower threshold of \$100,000 is specified for contracts that have not gone through a competitive bid event (single/sole source contractor). Under the resolution, authorization may occur through inclusion in the Professional Services Contract Summary section in the County Budget, where the awarded contract amount does not cause the department to exceed the Operation Expenses budget control category amount.

This section includes all existing and anticipated contracts, regardless of dollar amount. Contracts may span multiple years and services may be one-time in nature or on-going. All contracting activity follows county Purchasing Policies and Procedures.

<u>Vendor Name</u>	<u>Contract #</u>	<u>Begin Dt</u>	<u>Exp Date</u>	<u>Extendable Yes/No</u>	<u>Buyer</u>	<u>NTE Amount</u>	<u>Amt Remaining</u>	<u>Descr</u>	<u>Count</u>	<u>Department</u>
The Kelly Firm PLC	CON00009360	1/1/2022	12/31/2024	Y	Andy Krumwiede	99,505	42,320	WRC Legal Services - NPC	1	
Trace Analytical Laboratories Inc	CON00008808	5/1/2020	4/30/2024	Y	Andy Krumwiede	100,000	98,305	E-Analytical Testing Serv -P	1	
United Way for Southeastern Michigan	CON00009995	11/1/2022	10/31/2025	Y	Andy Krumwiede	150,000	150,000	WRC Hardship Assistance Program Implement & Admn. - P	1	
Wade Trim Associates Inc	CON00008175	10/5/2012	1/31/2025	N	Andy Krumwiede	27,152	27,152	WRC Middlebelt Tunnel - NPC	1	
WSP Michigan Inc	CON00009249	9/1/2021	8/31/2024	Y	Andy Krumwiede	250,000	250,000	WRC Engineering Services - P	1	
Young Insurance Law	CON00008534	2/1/2019	5/31/2024	N	Andy Krumwiede	92,300	92,300	WRC Legal Services - NPC	1	
Zausmer August & Caldwell PC	CON00009316	1/1/2022	12/31/2024	Y	Andy Krumwiede	100,000	100,000	Legal Services - NPC	1	
						\$ 66,276,385	\$ 40,817,584		103	Water Resource Commissioner
Colonial Title Company	CON00009742	7/1/2022	6/30/2025	N	Andy Krumwiede	1,500,000	1,152,375	Treasurers Title Search Services - P	1	
MS Abstract LLC	CON00009743	7/1/2022	6/30/2025	N	Richard Brower	1,500,000	1,192,575	Treasurers Title Search Services - P	1	
Rancilio and Associates	CON00010306	6/1/2023	5/31/2026	Y	Andy Krumwiede	1,000,000	1,000,000	Treasurer's Process Server - P	1	
Title-Check LLC	CON00010205	3/23/2023	5/31/2026	Y	Andy Krumwiede	2,000,000	2,000,000	Title Search/Foreclosure Notification - P	1	
Wolverine Solutions Group	CON00010212	6/1/2023	5/31/2026	Y	Andy Krumwiede	2,000,000	2,000,000	Foreclosure Print/Mail - P	1	
						\$ 8,000,000	\$ 7,344,950		5	Treasurer
Allen Hope Process Servicing Managment	CON00009220	1/12/2022	1/31/2024	Y	Joseph Dahl	20,000	9,628	Process Service - P	1	
James J Prescott	CON00009180	11/8/2021	11/8/2023	Y	Joseph Dahl	1	1	Prosecutors Research Proj.-NPC	1	
						\$ 20,001	\$ 9,629		2	Prosecutor

APPENDIX

**OAKLAND COUNTY
2024-2026 TRIENNIAL BUDGET
COUNTY SHARE OF CURRENT INDEBTEDNESS PAYMENTS
PERIOD ENDING: May 31, 2023**

DEBT TYPE	YEAR 2024			YEAR 2025			YEAR 2026		
	PRINCIPAL	INTEREST	TOTAL	PRINCIPAL	INTEREST	TOTAL	PRINCIPAL	INTEREST	TOTAL
DRAIN BONDS									
Franklin Subwatershed, Series 2005H	48,985.49	8,974.91	57,960.40	51,212.11	5,754.67	56,966.78	53,438.72	2,351.30	55,790.02
Franklin Subwatershed, Series 2006C	16,189.25	4,260.34	20,449.59	16,189.25	3,195.90	19,385.15	17,661.00	2,086.21	19,747.21
Franklin Subwatershed, Series 2008A	5,887.00	412.08	6,299.08	-	-	-	-	-	-
Donohue D.D., Series 2010A	5,360.00	3,004.17	8,364.17	5,360.00	2,687.93	8,047.93	5,896.00	2,352.66	8,248.66
Dan Devine DD, Series 2017	30,117.82	5,524.04	35,641.86	31,838.83	4,510.35	36,349.18	32,699.34	3,385.66	36,085.00
Heron Drain DD	61,319.00	4,697.65	66,016.65	63,122.50	3,754.88	66,877.38	64,926.00	2,702.54	67,628.54
Bald Eagle Lake, Series 2022	82,065.00	25,360.76	107,425.76	82,065.00	21,566.62	103,631.62	82,065.00	19,170.32	101,235.32
Total	249,923.56	52,233.95	302,157.51	249,787.69	41,470.35	291,258.04	256,686.06	32,048.69	288,734.75
DRAIN BONDS REFUNDING									
Bloomfield Twp CSO, Series 2018	37,248.00	16,831.62	54,079.62	39,576.00	15,120.54	54,696.54	39,576.00	13,339.62	52,915.62
George Kuhn Series 2016A	8,974.20	429.98	9,404.18	8,349.91	167.00	8,516.91	-	-	-
Jacobs D.D. Ref. Ser. 2013A	175,000.00	16,165.64	191,165.64	175,000.00	10,806.26	185,806.26	210,000.00	4,725.00	214,725.00
Pontiac WWTF Ref 2021	2,640,000.00	709,300.00	3,349,300.00	2,700,000.00	656,500.00	3,356,500.00	2,765,000.00	602,500.00	3,367,500.00
Total	2,861,222.20	742,727.24	3,603,949.44	2,922,925.91	682,593.80	3,605,519.71	3,014,576.00	620,564.62	3,635,140.62
SEWAGE DISPOSAL BONDS									
EFSDS, Series 2018A	500,000.00	260,778.14	760,778.14	515,000.00	241,840.64	756,840.64	530,000.00	222,340.64	752,340.64
EFSDS, Series 2020A	425,000.00	46,810.00	471,810.00	430,000.00	40,392.50	470,392.50	435,000.00	33,899.50	468,899.50
Total	925,000.00	307,588.14	1,232,588.14	945,000.00	282,233.14	1,227,233.14	965,000.00	256,240.14	1,221,240.14
SEWAGE BONDS REFUNDING									
EFSDS, Series 2018B	220,000.00	98,175.00	318,175.00	220,000.00	88,275.00	308,275.00	230,000.00	78,225.00	308,225.00
Total	220,000.00	98,175.00	318,175.00	220,000.00	88,275.00	308,275.00	230,000.00	78,225.00	308,225.00
MICHIGAN BOND AUTHORITY DRAIN BONDS									
George Kuhn, Series 2001H	78,348.83	4,969.97	83,318.80	80,299.74	2,007.50	82,307.24	-	-	-
George Kuhn, Series 2006E	2,106.99	130.32	2,237.31	2,070.72	51.76	2,122.48	-	-	-
City of Pontiac WWTF D.D., Series 2013G	910,000.00	200,062.50	1,110,062.50	935,000.00	182,937.50	1,117,937.50	960,000.00	165,312.50	1,125,312.50
City of Pontiac, WWTF D.D., Series 2014G	810,000.00	238,625.00	1,048,625.00	830,000.00	223,375.00	1,053,375.00	855,000.00	207,750.00	1,062,750.00
City of Pontiac WWTF, Series 2013E	209,300.00	74,619.14	283,919.14	213,900.00	66,712.89	280,612.89	218,500.00	58,634.14	277,134.14
Total	2,009,755.82	518,406.93	2,528,162.75	2,061,270.46	475,084.65	2,536,355.11	2,033,500.00	431,696.64	2,465,196.64

**OAKLAND COUNTY
2024-2026 TRIENNIAL BUDGET
COUNTY SHARE OF CURRENT INDEBTEDNESS PAYMENTS**

DEBT TYPE	YEAR 2024			YEAR 2025			YEAR 2026		
	PRINCIPAL	INTEREST	TOTAL	PRINCIPAL	INTEREST	TOTAL	PRINCIPAL	INTEREST	TOTAL
MICHIGAN BOND AUTHORITY SEWAGE DISPOSAL									
EFSDS 8 Mile Pumping Station, Series 2012H	240,000.00	52,312.50	292,312.50	245,000.00	47,812.50	292,812.50	250,000.00	43,187.50	293,187.50
City of Pontiac WWTF D.D., Series 2013C	105,000.00	22,937.50	127,937.50	110,000.00	20,937.50	130,937.50	110,000.00	18,875.00	128,875.00
City of Pontiac WWTF D.D., Series 2013D	100,000.00	35,433.67	135,433.67	100,000.00	31,683.67	131,683.67	105,000.00	27,871.17	132,871.17
City of Pontiac WWTF D.D., Series 2013E	245,700.00	87,596.37	333,296.37	251,100.00	78,315.12	329,415.12	256,500.00	68,831.37	325,331.37
City of Pontiac WWTF D.D., Series 2013F	20,000.00	8,295.68	28,295.68	20,000.00	7,545.68	27,545.68	20,000.00	6,795.68	26,795.68
EFSDS, Series 2014D	3,305,000.00	1,056,875.00	4,361,875.00	3,390,000.00	994,625.00	4,384,625.00	3,475,000.00	930,812.50	4,405,812.50
City of Pontiac WSS Improve, Series 2014E	635,000.00	186,000.00	821,000.00	650,000.00	174,062.50	824,062.50	665,000.00	161,812.50	826,812.50
City of Pontiac WSS, Series 2015C	230,000.00	108,237.74	338,237.74	235,000.00	99,550.24	334,550.24	240,000.00	90,675.24	330,675.24
City of Pontiac WSS, Series 2015A	30,000.00	13,199.55	43,199.55	35,000.00	12,012.05	47,012.05	35,000.00	10,699.55	45,699.55
City of Pontiac WSS, Series 2016	440,000.00	87,281.20	527,281.20	455,000.00	78,968.70	533,968.70	465,000.00	70,406.20	535,406.20
Total	5,350,700.00	1,658,169.21	7,008,869.21	5,491,100.00	1,545,512.96	7,036,612.96	5,621,500.00	1,429,966.71	7,051,466.71
BUILDING AUTHORITY BONDS									
Building Auth, Series 2012A	2,175,000.00	32,625.00	2,207,625.00	-	-	-	-	-	-
Animal Control, Series 2015	680,000.00	352,606.26	1,032,606.26	700,000.00	331,906.26	1,031,906.26	715,000.00	310,681.26	1,025,681.26
Building Auth, Series 2020A	1,040,000.00	631,500.00	1,671,500.00	1,095,000.00	578,125.00	1,673,125.00	1,150,000.00	522,000.00	1,672,000.00
Total	3,895,000.00	1,016,731.26	4,911,731.26	1,795,000.00	910,031.26	2,705,031.26	1,865,000.00	832,681.26	2,697,681.26
BUILDING AUTHORITY BONDS REFUNDING									
CMHA Project Ref, Series 2014B	300,000.00	22,800.00	322,800.00	320,000.00	10,400.00	330,400.00	100,000.00	2,000.00	102,000.00
Building Authority Ref., Series 2012	900,000.00	28,912.50	928,912.50	435,000.00	9,787.50	444,787.50	-	-	-
Building Authority Ref., Series 2020A	1,155,000.00	534,900.00	1,689,900.00	1,205,000.00	487,700.00	1,692,700.00	1,255,000.00	438,500.00	1,693,500.00
Total	2,355,000.00	586,612.50	2,941,612.50	1,960,000.00	507,887.50	2,467,887.50	1,355,000.00	440,500.00	1,795,500.00
GOVT-RETIRES HEALTH CARE BONDS									
Retirees Healthcare Ref., Series 2013A	28,605,000.00	6,047,119.50	34,652,119.50	29,660,000.00	4,474,772.50	34,134,772.50	30,750,000.00	2,844,505.50	33,594,505.50
Retirees Healthcare, Series 2013B	-	2,305,200.00	2,305,200.00	-	2,305,200.00	2,305,200.00	-	2,305,200.00	2,305,200.00
Total	\$ 28,605,000.00	\$ 8,352,319.50	\$ 36,957,319.50	\$ 29,660,000.00	\$ 6,779,972.50	\$ 36,439,972.50	\$ 30,750,000.00	\$ 5,149,705.50	\$ 35,899,705.50
Grand Total	\$ 46,471,601.58	\$ 13,332,963.73	\$ 59,804,565.31	\$ 45,305,084.06	\$ 11,313,061.16	\$ 56,618,145.22	\$ 46,091,262.06	\$ 9,271,628.56	\$ 55,362,890.62

Statutory Limit - 10% of Current State Equalized Value (2023 Equalization Report)
Less: Outstanding Debt Credit (05-31-2023)
Available Balance

\$9,768,928,183.60
588,291,377.26
\$9,180,636,806.34

Oakland County, Michigan
FY 2024 through FY 2026
BUILDING AUTHORITY BOND AND INTEREST REDEMPTION FUNDS

<u>Rochester (52-3) Dist Ct Refunding #31549</u>	FY 2021 <u>Actual</u>	FY 2022 <u>Actual</u>	FY 2023 <u>Adopted Budget</u>	FY 2024 <u>Adopted Budget</u>	FY 2025 <u>Adopted Budget</u>	FY 2026 <u>Adopted Budget</u>
Fund Balance - October 1	\$ 5	\$ 5	\$ -	\$ -	\$ -	\$ -
Revenue:						
Transfers In	1,311,300	1,291,795	-	-	-	-
Interest Income	-	-	-	-	-	-
Total Revenue	<u>1,311,300</u>	<u>1,291,795</u>	<u>-</u>	<u>-</u>	<u>-</u>	<u>-</u>
Expenditures:						
Principal Payments	1,190,000	1,230,000	-	-	-	-
Payment to Bond Escrow Agent	-	-	-	-	-	-
Interest Payments	121,000	61,500	-	-	-	-
Paying Agent Fees	300	300	-	-	-	-
Transfers Out	-	-	-	-	-	-
Total Expenditures	<u>1,311,300</u>	<u>1,291,800</u>	<u>-</u>	<u>-</u>	<u>-</u>	<u>-</u>
Incr/(Decr) Fund Balance	-	(5)	-	-	-	-
Fund Balance - September 30	<u>\$ 5</u>	<u>\$ -</u>	<u>\$ -</u>	<u>\$ -</u>	<u>\$ -</u>	<u>\$ -</u>

<u>Office Building Refunding #31551</u>	FY 2021 <u>Actual</u>	FY 2022 <u>Actual</u>	FY 2023 <u>Adopted Budget</u>	FY 2024 <u>Adopted Budget</u>	FY 2025 <u>Adopted Budget</u>	FY 2026 <u>Adopted Budget</u>
Fund Balance - October 1	\$ 5	\$ (120)	\$ -	\$ -	\$ -	\$ -
Revenue:						
Transfers In	1,698,771	499,939	-	-	-	-
Issuance of Refunding Bonds	-	-	-	-	-	-
Premiums on Bonds Sold	-	-	-	-	-	-
Accrued Interest on Bonds Sold	-	-	-	-	-	-
Interest Income	-	-	-	-	-	-
Total Revenue	<u>1,698,771</u>	<u>499,939</u>	<u>-</u>	<u>-</u>	<u>-</u>	<u>-</u>
Expenditures:						
Principal Payments	-	480,000	-	-	-	-
Payment to Bond Escrow Agent	470,000	-	-	-	-	-
Bond Issuance Cost	-	-	-	-	-	-
Interest Payments	29,094	19,694	-	-	-	-
Transfer Out	1,199,677	-	-	-	-	-
Paying Agent Fees	125	125	-	-	-	-
Total Expenditures	<u>1,698,896</u>	<u>499,819</u>	<u>-</u>	<u>-</u>	<u>-</u>	<u>-</u>
Incr/(Decr) Fund Balance	(125)	120	-	-	-	-
Fund Balance - September 30	<u>\$ (120)</u>	<u>\$ -</u>	<u>\$ -</u>	<u>\$ -</u>	<u>\$ -</u>	<u>\$ -</u>

Oakland County, Michigan
 FY 2024 through FY 2026
 BUILDING AUTHORITY BOND AND INTEREST REDEMPTION FUNDS

<u>Airport T-Hangar Refunding #56500</u>	<u>FY 2021</u> <u>Actual</u>	<u>FY 2022</u> <u>Actual</u>	<u>FY 2023</u> <u>Adopted Budget</u>	<u>FY 2024</u> <u>Adopted Budget</u>	<u>FY 2025</u> <u>Adopted Budget</u>	<u>FY 2026</u> <u>Adopted Budget</u>
Fund Balance - October 1	\$ -	\$ -	\$ -	\$ -	\$ -	\$ -
Revenue:						
Charges for Services	440,519	428,684	444,119	445,088	-	-
Issuance of Bonds	-	-	-	-	-	-
Interest Income	-	-	-	-	-	-
Total Revenue	<u>440,519</u>	<u>428,684</u>	<u>444,119</u>	<u>445,088</u>	<u>-</u>	<u>-</u>
Expenditures:						
Principal Payments	405,000	415,000	425,000	435,000	-	-
Payment to Bond Escrow Agent	-	-	-	-	-	-
Bond Issuance Cost	-	-	-	-	-	-
Interest Payments	35,219	13,559	18,819	9,788	-	-
Paying Agent Fees	300	125	300	300	-	-
Total Expenditures	<u>440,519</u>	<u>428,684</u>	<u>444,119</u>	<u>445,088</u>	<u>-</u>	<u>-</u>
Incr/(Decr) Fund Balance	-	-	-	-	-	-
Fund Balance - September 30	<u>\$ -</u>	<u>\$ -</u>	<u>\$ -</u>	<u>\$ -</u>	<u>\$ -</u>	<u>\$ -</u>

<u>Fac Infrastructure - IT Projects #31423</u>	<u>FY 2021</u> <u>Actual</u>	<u>FY 2022</u> <u>Actual</u>	<u>FY 2023</u> <u>Adopted Budget</u>	<u>FY 2024</u> <u>Adopted Budget</u>	<u>FY 2025</u> <u>Adopted Budget</u>	<u>FY 2026</u> <u>Adopted Budget</u>
Fund Balance - October 1	\$ 5	\$ 5	\$ 5	\$ -	\$ -	\$ -
Revenue:						
Transfers In	2,210,000	2,222,375	2,207,620	-	-	-
Issuance of Bonds	-	-	-	-	-	-
Interest Income	-	-	-	-	-	-
Total Revenue	<u>2,210,000</u>	<u>2,222,375</u>	<u>2,207,620</u>	<u>-</u>	<u>-</u>	<u>-</u>
Expenditures:						
Principal Payments	2,050,000	2,125,000	2,175,000	-	-	-
Payment to Bond Escrow Agent	-	-	-	-	-	-
Bond Issuance Cost	-	-	-	-	-	-
Interest Payments	159,750	97,125	32,625	-	-	-
Paying Agent Fees	250	250	-	-	-	-
Transfer Out	-	-	-	-	-	-
Total Expenditures	<u>2,210,000</u>	<u>2,222,375</u>	<u>2,207,625</u>	<u>-</u>	<u>-</u>	<u>-</u>
Incr/(Decr) Fund Balance	-	-	(5)	-	-	-
Fund Balance - September 30	<u>\$ 5</u>	<u>\$ 5</u>	<u>\$ -</u>	<u>\$ -</u>	<u>\$ -</u>	<u>\$ -</u>

Oakland County, Michigan
 FY 2024 through FY 2026
 BUILDING AUTHORITY BOND AND INTEREST REDEMPTION FUNDS

<u>CMHA Housing Proj Refunding #31518</u>	<u>FY 2021</u> <u>Actual</u>	<u>FY 2022</u> <u>Actual</u>	<u>FY 2023</u> <u>Adopted Budget</u>	<u>FY 2024</u> <u>Adopted Budget</u>	<u>FY 2025</u> <u>Adopted Budget</u>	<u>FY 2026</u> <u>Adopted Budget</u>
Fund Balance - October 1	\$ 221	\$ 329	\$ (75)	\$ -	\$ -	\$ -
Revenue:						
Transfers In						
Transfers from Municipalities	322,650	338,375	323,375	330,900	102,500	-
Issuance of Bonds	-	-	-	-	-	-
Interest Income	108	68	-	-	-	-
Total Revenue	<u>322,758</u>	<u>338,443</u>	<u>323,375</u>	<u>330,900</u>	<u>102,500</u>	<u>-</u>
Expenditures:						
Principal Payments	280,000	305,000	300,000	320,000	100,000	-
Payment to Bond Escrow Agent	-	-	-	-	-	-
Bond Issuance Cost	-	-	-	-	-	-
Interest Payments	42,150	33,347	22,800	10,400	2,000	-
Paying Agent Fees	500	500	500	500	500	-
Total Expenditures	<u>322,650</u>	<u>338,847</u>	<u>323,300</u>	<u>330,900</u>	<u>102,500</u>	<u>-</u>
Incr/(Decr) Fund Balance	<u>108</u>	<u>(404)</u>	<u>75</u>	<u>-</u>	<u>-</u>	<u>-</u>
Fund Balance - September 30	<u>\$ 329</u>	<u>\$ (75)</u>	<u>\$ -</u>	<u>\$ -</u>	<u>\$ -</u>	<u>\$ -</u>

<u>Animal Control Pet Adoption #31425</u>	<u>FY 2021</u> <u>Actual</u>	<u>FY 2022</u> <u>Actual</u>	<u>FY 2023</u> <u>Adopted Budget</u>	<u>FY 2024</u> <u>Adopted Budget</u>	<u>FY 2025</u> <u>Adopted Budget</u>	<u>FY 2026</u> <u>Adopted Budget</u>
Fund Balance - October 1	\$ 4,831,065	\$ 3,820,458	\$ 2,801,205	\$ 1,768,099	\$ 735,693	\$ -
Revenue:						
Transfers In	-	-	-	-	-	-
Accrued Interest on Bonds Sold	-	-	-	-	290,488	1,029,356
Issuance of Bonds	-	-	-	-	-	-
Interest Income	27,549	15,703	-	-	-	-
Total Revenue	<u>27,549</u>	<u>15,703</u>	<u>-</u>	<u>-</u>	<u>290,488</u>	<u>1,029,356</u>
Expenditures:						
Principal Payments	655,000	665,000	680,000	700,000	715,000	740,000
Payment to Bond Escrow Agent	-	-	-	-	-	-
Bond Issuance Cost	-	-	-	-	-	-
Interest Payments	382,656	369,456	352,606	331,906	310,681	288,856
Prof Svs-Financial Consultant	-	-	-	-	-	-
Paying Agent Fees	500	500	500	500	500	500
Total Expenditures	<u>1,038,156</u>	<u>1,034,956</u>	<u>1,033,106</u>	<u>1,032,406</u>	<u>1,026,181</u>	<u>1,029,356</u>
Incr/(Decr) Fund Balance	<u>(1,010,607)</u>	<u>(1,019,253)</u>	<u>(1,033,106)</u>	<u>(1,032,406)</u>	<u>(735,693)</u>	<u>-</u>
Fund Balance - September 30	<u>\$ 3,820,458</u>	<u>\$ 2,801,205</u>	<u>\$ 1,768,099</u>	<u>\$ 735,693</u>	<u>\$ -</u>	<u>\$ -</u>

Oakland County, Michigan
FY 2024 through FY 2026
BUILDING AUTHORITY BOND AND INTEREST REDEMPTION FUNDS

<u>Radio Project #53600</u>	FY 2021 <u>Actual</u>	FY 2022 <u>Actual</u>	FY 2023 <u>Adopted Budget</u>	FY 2024 <u>Adopted Budget</u>	FY 2025 <u>Adopted Budget</u>	FY 2026 <u>Adopted Budget</u>
Fund Balance - October 1	\$ 18,397,849	\$ 16,750,372	\$ 15,395,780	\$ 13,740,409	\$ 12,083,413	\$ 10,427,542
Revenue:						
Issuance of Bonds	-	-	-	-	-	-
Transfers In	-	-	-	-	-	-
Interest Income	-	-	-	-	-	-
Total Revenue	<u>-</u>	<u>-</u>	<u>-</u>	<u>-</u>	<u>-</u>	<u>-</u>
Expenditures:						
Principal Payments	985,000	990,000	1,040,000	1,095,000	1,150,000	1,210,000
Bond Issuance Cost	-	-	-	-	-	-
Interest Payments	661,977	364,521	615,300	561,925	505,800	446,800
Paying Agent Fees	500	71	71	71	71	71
Total Expenditures	<u>1,647,477</u>	<u>1,354,592</u>	<u>1,655,371</u>	<u>1,656,996</u>	<u>1,655,871</u>	<u>1,656,871</u>
Incr/(Decr) Fund Balance	<u>(1,647,477)</u>	<u>(1,354,592)</u>	<u>(1,655,371)</u>	<u>(1,656,996)</u>	<u>(1,655,871)</u>	<u>(1,656,871)</u>
Fund Balance - September 30	<u>\$ 16,750,372</u>	<u>\$ 15,395,780</u>	<u>\$ 13,740,409</u>	<u>\$ 12,083,413</u>	<u>\$ 10,427,542</u>	<u>\$ 8,770,671</u>

<u>Oak Park Refunding #31556</u>	FY 2021 <u>Actual</u>	FY 2022 <u>Actual</u>	FY 2023 <u>Adopted Budget</u>	FY 2024 <u>Adopted Budget</u>	FY 2025 <u>Adopted Budget</u>	FY 2026 <u>Adopted Budget</u>
Fund Balance - October 1	\$ 91,974	\$ 103,453	\$ 2,593	\$ 2,593	\$ 2,593	\$ -
Revenue:						
Transfers In	1	-	-	-	-	-
Transfers from Municipalities	135,362	29,075	126,700	128,075	126,607	130,075
Accrued Interest Adjustment	-	-	-	-	-	-
Interest Income	76	37	-	-	-	-
Total Revenue	<u>135,439</u>	<u>29,112</u>	<u>126,700</u>	<u>128,075</u>	<u>126,607</u>	<u>130,075</u>
Expenditures:						
Principal Payments	65,000	70,000	70,000	75,000	80,000	85,000
Interest Payments	58,588	59,900	56,400	52,775	48,900	44,775
Paying Agent Fees	372	72	300	300	300	300
Transfer Out	-	-	-	-	-	-
Total Expenditures	<u>123,960</u>	<u>129,972</u>	<u>126,700</u>	<u>128,075</u>	<u>129,200</u>	<u>130,075</u>
Incr/(Decr) Fund Balance	<u>11,479</u>	<u>(100,860)</u>	<u>-</u>	<u>-</u>	<u>(2,593)</u>	<u>-</u>
Fund Balance - September 30	<u>\$ 103,453</u>	<u>\$ 2,593</u>	<u>\$ 2,593</u>	<u>\$ 2,593</u>	<u>\$ -</u>	<u>\$ -</u>

Oakland County, Michigan
 FY 2024 through FY 2026
 BUILDING AUTHORITY BOND AND INTEREST REDEMPTION FUNDS

<u>Work Rel/Video/Jail Mgmt Refunding #31555</u>	<u>FY 2021</u> <u>Actual</u>	<u>FY 2022</u> <u>Actual</u>	<u>FY 2023</u> <u>Adopted Budget</u>	<u>FY 2024</u> <u>Adopted Budget</u>	<u>FY 2025</u> <u>Adopted Budget</u>	<u>FY 2026</u> <u>Adopted Budget</u>
Fund Balance - October 1	\$ 305	\$ (67)	\$ -	\$ -	\$ -	\$ -
Revenue:						
Transfers In	1,500,159	1,445,393	-	-	-	-
Issuance of Bonds	-	-	-	-	-	-
Interest Income	-	-	-	-	-	-
Total Revenue	<u>1,500,159</u>	<u>1,445,393</u>	<u>-</u>	<u>-</u>	<u>-</u>	<u>-</u>
Expenditures:						
Principal Payments	1,405,000	1,410,000	-	-	-	-
Payment to Bond Escrow Agent	-	-	-	-	-	-
Bond Issuance Cost	-	-	-	-	-	-
Interest Payments	95,459	35,250	-	-	-	-
Paying Agent Fees	72	72	-	-	-	-
Transfer Out	-	4	-	-	-	-
Total Expenditures	<u>1,500,531</u>	<u>1,445,326</u>	<u>-</u>	<u>-</u>	<u>-</u>	<u>-</u>
Incr/(Decr) Fund Balance	<u>(372)</u>	<u>67</u>	<u>-</u>	<u>-</u>	<u>-</u>	<u>-</u>
Fund Balance - September 30	<u>\$ (67)</u>	<u>\$ -</u>	<u>\$ -</u>	<u>\$ -</u>	<u>\$ -</u>	<u>\$ -</u>
<u>CMHA Bldg Renovation Refunding Project #31557</u>	<u>FY 2021</u> <u>Actual</u>	<u>FY 2022</u> <u>Actual</u>	<u>FY 2023</u> <u>Adopted Budget</u>	<u>FY 2024</u> <u>Adopted Budget</u>	<u>FY 2025</u> <u>Adopted Budget</u>	<u>FY 2026</u> <u>Adopted Budget</u>
(Partial Bond Defeasance April 2015)						
Fund Balance - October 1	\$ 648,220	\$ 667,404	\$ (1,283)	\$ (1,283)	\$ (1,282)	\$ -
Revenue:						
Transfers from Municipalities	807,822	125,625	768,625	773,626	753,157	811,875
Transfers In	2	-	0	-	-	-
Interest Income	244	260	-	-	-	-
Total Revenue	<u>808,068</u>	<u>125,885</u>	<u>768,625</u>	<u>773,626</u>	<u>753,157</u>	<u>811,875</u>
Expenditures:						
Principal Payments	520,000	530,000	560,000	595,000	605,000	665,000
Interest Payments	268,812	264,500	208,375	178,375	146,625	146,625
Prof Svc-Financial Consultant	-	-	-	-	-	-
Paying Agent Fees	72	72	250	250	250	250
Total Expenditures	<u>788,884</u>	<u>794,572</u>	<u>768,625</u>	<u>773,625</u>	<u>751,875</u>	<u>811,875</u>
Incr/(Decr) Fund Balance	<u>19,184</u>	<u>(668,687)</u>	<u>-</u>	<u>1</u>	<u>1,282</u>	<u>-</u>
Fund Balance - September 30	<u>\$ 667,404</u>	<u>\$ (1,283)</u>	<u>\$ (1,283)</u>	<u>\$ (1,282)</u>	<u>\$ -</u>	<u>\$ -</u>

Oakland County, Michigan
FY 2024 through FY 2026
BUILDING AUTHORITY BOND AND INTEREST REDEMPTION FUNDS

<u>Keego Harbor Refunding #31554</u>	FY 2021 <u>Actual</u>	FY 2022 <u>Actual</u>	FY 2023 <u>Adopted Budget</u>	FY 2024 <u>Adopted Budget</u>	FY 2025 <u>Adopted Budget</u>	FY 2026 <u>Adopted Budget</u>
Fund Balance - October 1	\$ 41,983	\$ 38,312	\$ 75	\$ 75	\$ 75	\$ -
Revenue:						
Transfer In						
Transfers from Municipalities	51,459	12,569	49,811	53,438	51,863	50,437
Issuance of Bonds		-	-	-	-	-
Interest Income	65	(15)	-	-	-	-
Total Revenue	<u>51,524</u>	<u>12,554</u>	<u>49,811</u>	<u>53,438</u>	<u>51,863</u>	<u>50,437</u>
Expenditures:						
Principal Payments	30,000	25,000	25,000	30,000	30,000	30,000
Payment to Bond Escrow Agent						
Bond Issuance Cost						
Interest Payments	25,123	25,719	24,511	23,138	21,638	20,137
Transfers to Municipalities						
Paying Agent Fees	72	72	300	300	300	300
Total Expenditures	<u>55,195</u>	<u>50,791</u>	<u>49,811</u>	<u>53,438</u>	<u>51,938</u>	<u>50,437</u>
Incr/(Decr) Fund Balance	<u>(3,671)</u>	<u>(38,237)</u>	<u>-</u>	<u>-</u>	<u>(75)</u>	<u>-</u>
Fund Balance - September 30	<u>\$ 38,312</u>	<u>\$ 75</u>	<u>\$ 75</u>	<u>\$ 75</u>	<u>\$ -</u>	<u>\$ -</u>

<u>Office Building Refunding #31558</u>	FY 2021 <u>Actual</u>	FY 2022 <u>Actual</u>	FY 2023 <u>Adopted Budget</u>	FY 2024 <u>Adopted Budget</u>	FY 2025 <u>Adopted Budget</u>	FY 2026 <u>Adopted Budget</u>
Fund Balance - October 1	\$ -	\$ (72)	\$ (0)	\$ (0)	\$ (0)	\$ -
Revenue:						
Transfers In	1,288,672	1,284,768	1,271,750	1,276,126	-	-
Interest Income	-	-	-	-	-	-
Total Revenue	<u>1,288,672</u>	<u>1,284,768</u>	<u>1,271,750</u>	<u>1,276,126</u>	<u>-</u>	<u>-</u>
Expenditures:						
Principal Payments	1,100,000	1,135,000	1,180,000	1,245,000	-	-
Interest Payments	188,672	149,625	91,750	31,125	-	-
Transfer Out	-	-	-	-	-	-
Paying Agent Fees	72	72	-	-	-	-
Total Expenditures	<u>1,288,744</u>	<u>1,284,697</u>	<u>1,271,750</u>	<u>1,276,125</u>	<u>-</u>	<u>-</u>
Incr/(Decr) Fund Balance	<u>(72)</u>	<u>71</u>	<u>-</u>	<u>1</u>	<u>-</u>	<u>-</u>
Fund Balance - September 30	<u>\$ (72)</u>	<u>\$ (1)</u>	<u>\$ (1)</u>	<u>\$ -</u>	<u>\$ -</u>	<u>\$ -</u>

Oakland County, Michigan
 FY 2024 through FY 2026
 BUILDING AUTHORITY BOND AND INTEREST REDEMPTION FUNDS

<u>Airport Terminal Building Refunding #56500</u>	<u>FY 2021</u> <u>Actual</u>	<u>FY 2022</u> <u>Actual</u>	<u>FY 2023</u> <u>Adopted Budget</u>	<u>FY 2024</u> <u>Adopted Budget</u>	<u>FY 2025</u> <u>Adopted Budget</u>	<u>FY 2026</u> <u>Adopted Budget</u>
Fund Balance - October 1	\$ -	\$ -	\$ -	\$ -	\$ -	\$ -
Revenue:						
Charges for Services	347,400	322,546	356,375	349,500	353,250	353,250
Issuance of Bonds	-	-	-	-	-	-
Interest Income	-	-	-	-	-	-
Total Revenue	<u>347,400</u>	<u>322,546</u>	<u>356,375</u>	<u>349,500</u>	<u>353,250</u>	<u>353,250</u>
Expenditures:						
Principal Payments	215,000	210,000	235,000	240,000	270,000	270,000
Payment to Bond Escrow Agent	-	-	-	-	-	-
Bond Issuance Cost	-	-	-	-	-	-
Interest Payments	132,400	112,475	121,375	109,500	83,250	83,250
Transfer Out	-	-	-	-	-	-
Paying Agent Fees	-	71	-	-	-	-
Total Expenditures	<u>347,400</u>	<u>322,546</u>	<u>356,375</u>	<u>349,500</u>	<u>353,250</u>	<u>353,250</u>
Incr/(Decr) Fund Balance	-	-	-	-	-	-
Fund Balance - September 30	<u>\$ -</u>	<u>\$ -</u>	<u>\$ -</u>	<u>\$ -</u>	<u>\$ -</u>	<u>\$ -</u>



DAVID COULTER
OAKLAND COUNTY EXECUTIVE

FINANCE COMMITTEE
FISCAL YEAR 2024 – FISCAL YEAR 2026
RECOMMENDED BUDGET AND GENERAL
APPROPRIATIONS ACT

Prepared by the Department of Management and Budget – Kyle I. Jen, Director

Presented September 21, 2023

**OAKLAND COUNTY, MICHIGAN
FINANCE COMMITTEE FY 2024 - FY 2026
BUDGET RECOMMENDATION
TABLE OF CONTENTS**

	<u>Pages</u>
Comparison of Finance Committee Recommended Revenue Amendments to County Executive Recommendation	1
Revenue Summary Report	2
Comparison of Finance Committee Recommended Expenditure Amendments to County Executive Recommendation	4
Expenditure Summary Report	5
Five Year High Level Financial Forecast.....	9
Fiscal Year 2023 Salary Recommendation – Report by Legislative Affairs and Government Operations Committee.....	11
Summary of Finance Committee Recommended Amendments and the Impact on Revenue and Dependence on General Fund Planned Use of Fund Balance	13
Detail of Finance Committee Recommended Amendments with Comparison to County Executive Recommendation	17

**COUNTY OF OAKLAND
FY 2024, FY 2025 AND FY 2026
REVENUE SUMMARY
EXECUTIVE RECOMMENDATION AND FINANCE COMMITTEE RECOMMENDATION**

<u>FY 2024</u>	County Executive Recommendation	Finance Committee Amendments	Finance Committee Recommendation
General Fund/General Purpose	\$ 534,170,797	\$ 148,720	\$ 534,319,517
Special Revenue/Proprietary Funds*	532,212,874	7,931,952	540,144,826
	<hr/>	<hr/>	<hr/>
Total All Funds	\$ 1,066,383,671	\$ 8,080,672	\$ 1,074,464,343
	<hr/> <hr/>	<hr/> <hr/>	<hr/> <hr/>
<u>FY 2025</u>	County Executive Recommendation	Finance Committee Amendments	Finance Committee Recommendation
General Fund/General Purpose	\$ 547,017,057	\$ 148,720	\$ 547,165,777
Special Revenue/Proprietary Funds*	533,446,445	6,725,209	540,171,654
	<hr/>	<hr/>	<hr/>
Total All Funds	\$ 1,080,463,502	\$ 6,873,929	\$ 1,087,337,431
	<hr/> <hr/>	<hr/> <hr/>	<hr/> <hr/>
<u>FY 2026</u>	County Executive Recommendation	Finance Committee Amendments	Finance Committee Recommendation
General Fund/General Purpose	\$ 560,499,554	\$ 148,720	\$ 560,648,274
Special Revenue/Proprietary Funds*	540,551,943	6,719,554	547,271,497
	<hr/>	<hr/>	<hr/>
Total All Funds	\$ 1,101,051,497	\$ 6,868,274	\$ 1,107,919,771
	<hr/> <hr/>	<hr/> <hr/>	<hr/> <hr/>

**Less Internal Service Funds*

Revenue Summary
OAKLAND COUNTY, MICHIGAN
FY2024 AND FY2025 AND FY2026 Finance Committee Budget Recommendation

Department	Original County Executive Recommended Budget			Finance Committee Recommended Amendments			Finance Committee Recommended Budget		
	FY 2024	FY 2025	FY 2026	FY 2024	FY 2025	FY 2026	FY 2024	FY 2025	FY 2026
Revenues									
Taxes									
Treasurer	1,700,000	1,700,000	1,700,000	-	-	-	1,700,000	1,700,000	1,700,000
Non Departmental Department	305,945,907	317,693,422	328,535,353	-	-	-	305,945,907	317,693,422	328,535,353
	<u>307,645,907</u>	<u>319,393,422</u>	<u>330,235,353</u>	<u>-</u>	<u>-</u>	<u>-</u>	<u>307,645,907</u>	<u>319,393,422</u>	<u>330,235,353</u>
Federal Grants									
Prosecuting Attorney	205,000	205,000	205,000	-	-	-	205,000	205,000	205,000
Sheriff	-	-	-	132,300	132,300	132,300	132,300	132,300	132,300
Emergency Management and Homeland Security Department	990,000	490,000	55,000	3,729	3,729	3,729	993,729	493,729	58,729
Health and Human Services	647,307	647,307	647,307	-	-	-	647,307	647,307	647,307
Public Services	300,000	300,000	300,000	-	-	-	300,000	300,000	300,000
	<u>2,142,307</u>	<u>1,642,307</u>	<u>1,207,307</u>	<u>136,029</u>	<u>136,029</u>	<u>136,029</u>	<u>2,278,336</u>	<u>1,778,336</u>	<u>1,343,336</u>
State Grants									
Health and Human Services	6,554,723	6,554,723	6,554,723	-	-	-	6,554,723	6,554,723	6,554,723
Non Departmental Department	15,772,168	16,374,814	16,898,330	7,455	7,455	7,455	15,779,623	16,382,269	16,905,785
	<u>22,326,891</u>	<u>22,929,537</u>	<u>23,453,053</u>	<u>7,455</u>	<u>7,455</u>	<u>7,455</u>	<u>22,334,346</u>	<u>22,936,992</u>	<u>23,460,508</u>
Intergovernmental General Reimbursement									
Non Departmental Department	52,750,000	52,750,000	52,750,000	-	-	-	52,750,000	52,750,000	52,750,000
	<u>52,750,000</u>	<u>52,750,000</u>	<u>52,750,000</u>	<u>-</u>	<u>-</u>	<u>-</u>	<u>52,750,000</u>	<u>52,750,000</u>	<u>52,750,000</u>
Intergovernmental Program Reimbursement									
Circuit Court	4,500	4,500	4,500	-	-	-	4,500	4,500	4,500
District Court	1,800	1,800	1,800	-	-	-	1,800	1,800	1,800
Sheriff	255,050	255,050	255,050	-	-	-	255,050	255,050	255,050
Emergency Management and Homeland Security Department	9,000	9,000	9,000	-	-	-	9,000	9,000	9,000
Non Departmental Department	1,994,184	1,994,184	1,994,184	-	-	-	1,994,184	1,994,184	1,994,184
	<u>2,264,534</u>	<u>2,264,534</u>	<u>2,264,534</u>	<u>-</u>	<u>-</u>	<u>-</u>	<u>2,264,534</u>	<u>2,264,534</u>	<u>2,264,534</u>
Charges for Services									
Circuit Court	854,200	854,200	854,200	-	-	-	854,200	854,200	854,200
District Court	9,746,112	9,746,112	9,746,112	-	-	-	9,746,112	9,746,112	9,746,112
Probate Court	532,650	532,650	532,650	-	-	-	532,650	532,650	532,650
Prosecuting Attorney	833,621	833,621	833,621	-	-	-	833,621	833,621	833,621
Sheriff	71,949,930	71,788,595	71,788,595	5,236	5,236	5,236	71,955,166	71,793,831	71,793,831
County Clerk / Register of Deeds	15,928,500	15,928,500	15,928,500	-	-	-	15,928,500	15,928,500	15,928,500
Treasurer	3,466,100	3,466,100	3,466,100	-	-	-	3,466,100	3,466,100	3,466,100
Water Resources Commissioner	3,854,519	3,857,103	3,857,103	-	-	-	3,854,519	3,857,103	3,857,103
Board of Commissioners	3,700	3,700	3,700	-	-	-	3,700	3,700	3,700
Economic Development	316,708	316,708	316,708	-	-	-	316,708	316,708	316,708
Facilities Management	396,000	416,000	416,000	-	-	-	396,000	416,000	416,000
Health and Human Services	4,177,916	4,177,916	4,177,916	-	-	-	4,177,916	4,177,916	4,177,916
Management and Budget	4,505,404	4,651,606	4,803,656	-	-	-	4,505,404	4,651,606	4,803,656
Public Services	6,689,601	6,664,851	6,664,851	-	-	-	6,689,601	6,664,851	6,664,851
Non Departmental Department	918,000	4,518,000	6,918,000	-	-	-	918,000	4,518,000	6,918,000
	<u>124,152,861</u>	<u>127,735,562</u>	<u>130,287,612</u>	<u>5,236</u>	<u>5,236</u>	<u>5,236</u>	<u>124,158,097</u>	<u>127,740,798</u>	<u>130,292,848</u>
External Internal Service Fund Charges for Services									
Sheriff	15,000	15,000	15,000	-	-	-	15,000	15,000	15,000
Treasurer	5,000	5,000	5,000	-	-	-	5,000	5,000	5,000
Public Services	100	100	100	-	-	-	100	100	100
	<u>20,100</u>	<u>20,100</u>	<u>20,100</u>	<u>-</u>	<u>-</u>	<u>-</u>	<u>20,100</u>	<u>20,100</u>	<u>20,100</u>
Indirect Cost Recovery									
Non Departmental Department	9,150,000	9,150,000	9,150,000	-	-	-	9,150,000	9,150,000	9,150,000
	<u>9,150,000</u>	<u>9,150,000</u>	<u>9,150,000</u>	<u>-</u>	<u>-</u>	<u>-</u>	<u>9,150,000</u>	<u>9,150,000</u>	<u>9,150,000</u>
Investment Income									
District Court	2,200	2,200	2,200	-	-	-	2,200	2,200	2,200
County Clerk / Register of Deeds	2,500	2,500	2,500	-	-	-	2,500	2,500	2,500
Treasurer	300,000	300,000	300,000	-	-	-	300,000	300,000	300,000
Non Departmental Department	3,000,000	3,000,000	3,000,000	-	-	-	3,000,000	3,000,000	3,000,000
	<u>3,304,700</u>	<u>3,304,700</u>	<u>3,304,700</u>	<u>-</u>	<u>-</u>	<u>-</u>	<u>3,304,700</u>	<u>3,304,700</u>	<u>3,304,700</u>

Revenue Summary
OAKLAND COUNTY, MICHIGAN
FY2024 AND FY2025 AND FY2026 Finance Committee Budget Recommendation

Department	Original County Executive Recommended Budget			Finance Committee Recommended Amendments			Finance Committee Recommended Budget		
	FY 2024	FY 2025	FY 2026	FY 2024	FY 2025	FY 2026	FY 2024	FY 2025	FY 2026
Planned Use of Fund Balance									
Non Departmental Department	2,586,602	-	-	-	-	-	2,586,602	-	-
	<u>2,586,602</u>	<u>-</u>	<u>-</u>	<u>-</u>	<u>-</u>	<u>-</u>	<u>2,586,602</u>	<u>-</u>	<u>-</u>
Other Revenues									
Sheriff	15,000	15,000	15,000	-	-	-	15,000	15,000	15,000
Facilities Management	1,500	1,500	1,500	-	-	-	1,500	1,500	1,500
	<u>16,500</u>	<u>16,500</u>	<u>16,500</u>	<u>-</u>	<u>-</u>	<u>-</u>	<u>16,500</u>	<u>16,500</u>	<u>16,500</u>
Total Revenues	<u>526,360,402</u>	<u>539,206,662</u>	<u>552,689,159</u>	<u>148,720</u>	<u>148,720</u>	<u>148,720</u>	<u>526,509,122</u>	<u>539,355,382</u>	<u>552,837,879</u>
Transfers/Other Sources (Uses)									
Transfers In									
Treasurer	2,700,000	2,700,000	2,700,000	-	-	-	2,700,000	2,700,000	2,700,000
Board of Commissioners	100,000	100,000	100,000	-	-	-	100,000	100,000	100,000
Non Departmental Department	5,000,000	5,000,000	5,000,000	-	-	-	5,000,000	5,000,000	5,000,000
Non Departmental Transfers	19,520,522	20,210,788	20,826,295	7,455	7,455	7,455	19,527,977	20,218,243	20,833,750
	<u>27,320,522</u>	<u>28,010,788</u>	<u>28,626,295</u>	<u>7,455</u>	<u>7,455</u>	<u>7,455</u>	<u>27,327,977</u>	<u>28,018,243</u>	<u>28,633,750</u>
Total Transfers/Other Sources (Uses)	<u>27,320,522</u>	<u>28,010,788</u>	<u>28,626,295</u>	<u>7,455</u>	<u>7,455</u>	<u>7,455</u>	<u>27,327,977</u>	<u>28,018,243</u>	<u>28,633,750</u>
Total General Fund/General Purpose (GF/GP) Funds	<u>553,680,924</u>	<u>567,217,450</u>	<u>581,315,454</u>	<u>156,175</u>	<u>156,175</u>	<u>156,175</u>	<u>553,837,099</u>	<u>567,373,625</u>	<u>581,471,629</u>
Child Care Fund Transfer	<u>19,510,127</u>	<u>20,200,393</u>	<u>20,815,900</u>	<u>7,455</u>	<u>7,455</u>	<u>7,455</u>	<u>19,517,582</u>	<u>20,207,848</u>	<u>20,823,355</u>
Total GF/GP Funds Adjusted for Child Care Fund Transfer	<u>534,170,797</u>	<u>547,017,057</u>	<u>560,499,554</u>	<u>148,720</u>	<u>148,720</u>	<u>148,720</u>	<u>534,319,517</u>	<u>547,165,777</u>	<u>560,648,274</u>
Special Revenue & Proprietary									
Special Revenue									
Circuit Court	22,184,719	22,184,719	22,184,719	-	-	-	22,184,719	22,184,719	22,184,719
District Court	274,666	274,666	274,666	-	-	-	274,666	274,666	274,666
Prosecuting Attorney	3,600,640	3,600,640	3,600,640	-	-	-	3,600,640	3,600,640	3,600,640
Sheriff	7,447,574	6,623,067	6,623,067	36,864	36,864	36,864	7,484,438	6,659,931	6,659,931
County Clerk / Register of Deeds	2,749,335	2,778,586	2,809,217	-	-	-	2,749,335	2,778,586	2,809,217
County Executive Administration	1,883,621	1,883,621	1,883,621	-	-	-	1,883,621	1,883,621	1,883,621
Economic Development	18,048,580	18,092,438	18,134,767	(94,984)	(104,229)	(109,884)	17,953,596	17,988,209	18,024,883
Health and Human Services	32,073,805	32,053,650	32,053,650	229,845	-	-	32,303,650	32,053,650	32,053,650
Management and Budget	(1,096,512)	(1,096,512)	(1,096,512)	-	-	-	(1,096,512)	(1,096,512)	(1,096,512)
Public Services	1,819,539	1,819,539	1,819,539	-	-	-	1,819,539	1,819,539	1,819,539
Non Departmental Department	19,765,024	14,581,551	14,439,150	6,792,574	6,792,574	6,792,574	26,557,598	21,374,125	21,231,724
Total Special Revenue	<u>108,750,991</u>	<u>102,795,965</u>	<u>102,726,524</u>	<u>6,964,299</u>	<u>6,725,209</u>	<u>6,719,554</u>	<u>115,715,290</u>	<u>109,521,174</u>	<u>109,446,078</u>
Proprietary									
Parks and Recreation	38,261,932	39,515,749	40,457,805	-	-	-	38,261,932	39,515,749	40,457,805
Treasurer	13,620,966	13,147,845	13,431,729	-	-	-	13,620,966	13,147,845	13,431,729
Water Resources Commissioner	326,544,093	330,969,712	334,810,679	-	43,000	43,000	326,544,093	331,012,712	334,853,679
County Executive Administration	-	239,688	239,688	-	-	-	-	239,688	239,688
Economic Development	77,999,755	82,540,440	87,168,955	967,652	-	-	78,967,407	82,540,440	87,168,955
Facilities Management	44,744,859	44,880,656	45,126,004	770	770	770	44,745,629	44,881,426	45,126,774
Information Technology	87,855,843	90,273,704	90,793,467	84,575	84,575	84,575	87,940,418	90,358,279	90,878,042
Non Departmental Department	199,387,216	209,262,167	216,809,977	-	-	-	199,387,216	209,262,167	216,809,977
Total Proprietary	<u>788,414,664</u>	<u>810,829,961</u>	<u>828,838,304</u>	<u>1,052,997</u>	<u>128,345</u>	<u>128,345</u>	<u>789,467,661</u>	<u>810,958,306</u>	<u>828,966,649</u>
Total Special Revenue/Proprietary	<u>897,165,655</u>	<u>913,625,926</u>	<u>931,564,828</u>	<u>8,017,296</u>	<u>6,853,554</u>	<u>6,847,899</u>	<u>905,182,951</u>	<u>920,479,480</u>	<u>938,412,727</u>
Total Revenues	<u>1,431,336,452</u>	<u>1,460,642,983</u>	<u>1,492,064,382</u>	<u>8,166,016</u>	<u>7,002,274</u>	<u>6,996,619</u>	<u>1,439,502,468</u>	<u>1,467,645,257</u>	<u>1,499,061,001</u>
Internal Service Fund Revenues	<u>364,952,781</u>	<u>380,179,481</u>	<u>391,012,885</u>	<u>85,344</u>	<u>128,345</u>	<u>128,345</u>	<u>365,038,125</u>	<u>380,307,826</u>	<u>391,141,230</u>
Total Revenues less Internal Service Funds	<u>1,066,383,671</u>	<u>1,080,463,502</u>	<u>1,101,051,497</u>	<u>8,080,672</u>	<u>6,873,929</u>	<u>6,868,274</u>	<u>1,074,464,343</u>	<u>1,087,337,431</u>	<u>1,107,919,771</u>

**COUNTY OF OAKLAND
 FY 2024, FY 2025 AND FY 2026
 EXPENDITURE SUMMARY
 EXECUTIVE RECOMMENDATION AND FINANCE COMMITTEE RECOMMENDATION**

<u>FY 2024</u>	County Executive Recommendation	Finance Committee Amendments	Finance Committee Recommendation
General Fund/General Purpose	\$ 534,170,797	\$ 148,720	\$ 534,319,517
Special Revenue/Proprietary Funds*	532,212,874	7,931,952	540,144,826
	<hr/>	<hr/>	<hr/>
Total All Funds	\$ 1,066,383,671	\$ 8,080,672	\$ 1,074,464,343
	<hr/> <hr/>	<hr/> <hr/>	<hr/> <hr/>
<u>FY 2025</u>	County Executive Recommendation	Finance Committee Amendments	Finance Committee Recommendation
General Fund/General Purpose	\$ 547,017,057	\$ 148,720	\$ 547,165,777
Special Revenue/Proprietary Funds*	533,446,445	6,725,209	540,171,654
	<hr/>	<hr/>	<hr/>
Total All Funds	\$ 1,080,463,502	\$ 6,873,929	\$ 1,087,337,431
	<hr/> <hr/>	<hr/> <hr/>	<hr/> <hr/>
<u>FY 2026</u>	County Executive Recommendation	Finance Committee Amendments	Finance Committee Recommendation
General Fund/General Purpose	\$ 560,499,554	\$ 148,720	\$ 560,648,274
Special Revenue/Proprietary Funds*	540,551,943	6,719,554	547,271,497
	<hr/>	<hr/>	<hr/>
Total All Funds	\$ 1,101,051,497	\$ 6,868,274	\$ 1,107,919,771
	<hr/> <hr/>	<hr/> <hr/>	<hr/> <hr/>

**Less Internal Service Funds*

Expenditure Summary
OAKLAND COUNTY, MICHIGAN
FY2024 AND FY2025 AND FY2026 Finance Committee Budget Recommendation

Department	Original County Executive Recommended Budget			Finance Committee Recommended Amendments			Finance Committee Recommended Budget		
	FY 2024	FY 2025	FY 2026	FY 2024	FY 2025	FY 2026	FY 2024	FY 2025	FY 2026
Expenditures									
Personnel									
Salaries									
Circuit Court	19,335,002	19,918,282	20,445,686	74,951	79,902	79,902	19,409,953	19,998,184	20,525,588
District Court	10,563,347	10,989,212	11,391,159	-	-	-	10,563,347	10,989,212	11,391,159
Probate Court	3,903,752	4,018,188	4,117,007	-	-	-	3,903,752	4,018,188	4,117,007
Prosecuting Attorney	15,634,850	16,292,960	16,911,718	-	-	-	15,634,850	16,292,960	16,911,718
Sheriff	99,695,385	102,379,886	105,013,595	43,218	43,218	43,218	99,738,603	102,423,104	105,056,813
County Clerk / Register of Deeds	5,432,018	5,642,751	5,841,471	-	-	-	5,432,018	5,642,751	5,841,471
Treasurer	2,610,217	2,697,362	2,777,659	-	-	-	2,610,217	2,697,362	2,777,659
Water Resources Commissioner	170,893	174,200	177,507	-	-	-	170,893	174,200	177,507
Board of Commissioners	2,414,794	2,487,876	2,550,876	12,160	12,160	12,160	2,426,954	2,500,036	2,563,036
County Executive Administration	4,732,709	4,908,940	5,071,705	-	-	-	4,732,709	4,908,940	5,071,705
Department of Public Communication	1,781,367	2,072,265	2,222,914	-	-	-	1,781,367	2,072,265	2,222,914
Economic Development	5,117,055	5,292,170	5,452,268	-	-	-	5,117,055	5,292,170	5,452,268
Emergency Management and Homeland Security Department	827,904	943,090	999,061	3,502	3,502	3,502	831,406	946,592	1,002,563
Facilities Management	2,085,737	2,167,541	2,234,919	-	-	-	2,085,737	2,167,541	2,234,919
Health and Human Services	21,976,009	22,740,110	23,437,009	-	-	-	21,976,009	22,740,110	23,437,009
Human Resources	2,693,997	2,806,430	2,914,710	-	-	-	2,693,997	2,806,430	2,914,710
Management and Budget	13,219,075	13,686,520	14,108,129	-	-	-	13,219,075	13,686,520	14,108,129
Public Services	21,517,234	22,258,481	22,967,428	416,417	416,417	416,417	21,933,651	22,674,898	23,383,845
Non Departmental Transfers	(10,000,000)	(10,000,000)	(10,000,000)	-	-	-	(10,000,000)	(10,000,000)	(10,000,000)
	223,711,348	231,476,263	238,634,822	550,248	555,199	555,199	224,261,596	232,031,462	239,190,021
Fringe Benefits									
Circuit Court	10,127,119	10,789,063	11,501,199	40,858	42,614	42,614	10,167,977	10,831,677	11,543,813
District Court	5,159,824	5,529,561	5,924,893	-	-	-	5,159,824	5,529,561	5,924,893
Probate Court	2,005,611	2,131,996	2,264,174	-	-	-	2,005,611	2,131,996	2,264,174
Prosecuting Attorney	7,473,575	7,962,758	8,498,695	-	-	-	7,473,575	7,962,758	8,498,695
Sheriff	53,355,725	56,332,206	59,589,845	13,782	13,782	13,782	53,369,507	56,345,988	59,603,627
County Clerk / Register of Deeds	3,155,357	3,384,195	3,625,802	-	-	-	3,155,357	3,384,195	3,625,802
Treasurer	1,336,974	1,426,773	1,523,163	-	-	-	1,336,974	1,426,773	1,523,163
Water Resources Commissioner	69,374	72,610	76,564	-	-	-	69,374	72,610	76,564
Board of Commissioners	1,316,947	1,402,075	1,492,359	5,018	5,018	5,018	1,321,965	1,407,093	1,497,377
County Executive Administration	2,085,668	2,208,649	2,344,343	-	-	-	2,085,668	2,208,649	2,344,343
Department of Public Communication	892,532	1,074,529	1,183,224	-	-	-	892,532	1,074,529	1,183,224
Economic Development	2,533,013	2,695,442	2,874,361	-	-	-	2,533,013	2,695,442	2,874,361
Emergency Management and Homeland Security Department	384,104	409,917	436,468	227	227	227	384,331	410,144	436,695
Facilities Management	1,114,889	1,191,016	1,269,551	-	-	-	1,114,889	1,191,016	1,269,551
Health and Human Services	11,590,882	12,353,529	13,170,093	-	-	-	11,590,882	12,353,529	13,170,093
Human Resources	1,188,844	1,271,030	1,360,223	-	-	-	1,188,844	1,271,030	1,360,223
Management and Budget	7,064,628	7,554,700	8,078,673	-	-	-	7,064,628	7,554,700	8,078,673
Public Services	10,931,480	11,661,788	12,454,675	304,517	304,517	304,517	11,235,997	11,966,305	12,759,192
	121,786,544	129,451,835	137,668,305	364,402	366,158	366,158	122,150,946	129,817,993	138,034,463
Total Personnel	345,497,892	360,928,098	376,303,126	914,650	921,357	921,357	346,412,542	361,849,455	377,224,483
Operating									
Contractual Services									
Circuit Court	11,194,879	11,194,879	11,194,879	-	-	-	11,194,879	11,194,879	11,194,879
District Court	1,956,198	1,975,068	1,994,421	-	-	-	1,956,198	1,975,068	1,994,421
Probate Court	1,115,135	1,115,135	1,115,135	-	-	-	1,115,135	1,115,135	1,115,135
Prosecuting Attorney	563,904	563,904	563,904	-	-	-	563,904	563,904	563,904
Sheriff	11,475,519	11,579,262	11,579,262	75,300	75,300	75,300	11,550,819	11,654,562	11,654,562
County Clerk / Register of Deeds	431,550	431,550	431,550	(11,800)	(11,800)	(11,800)	419,750	419,750	419,750
Treasurer	3,172,370	3,197,870	3,223,370	-	-	-	3,172,370	3,197,870	3,223,370
Water Resources Commissioner	189,557	189,557	189,557	-	-	-	189,557	189,557	189,557
Board of Commissioners	1,254,757	1,254,757	1,254,757	1,950	1,950	1,950	1,256,707	1,256,707	1,256,707
County Executive Administration	987,284	987,284	992,534	28,200	28,200	28,200	1,015,484	1,015,484	1,020,734
Department of Public Communication	1,046,527	1,046,527	1,046,527	11,800	11,800	11,800	1,058,327	1,058,327	1,058,327
Economic Development	2,167,496	2,167,496	2,167,496	-	-	-	2,167,496	2,167,496	2,167,496
Emergency Management and Homeland Security Department	1,211,297	711,297	276,297	-	-	-	1,211,297	711,297	276,297

Expenditure Summary
OAKLAND COUNTY, MICHIGAN
FY2024 AND FY2025 AND FY2026 Finance Committee Budget Recommendation

Department	Original County Executive Recommended Budget			Finance Committee Recommended Amendments			Finance Committee Recommended Budget		
	FY 2024	FY 2025	FY 2026	FY 2024	FY 2025	FY 2026	FY 2024	FY 2025	FY 2026
Facilities Management	702,557	702,557	702,557	-	-	-	702,557	702,557	702,557
Health and Human Services	6,075,504	6,075,504	6,075,504	-	-	-	6,075,504	6,075,504	6,075,504
Human Resources	904,791	829,791	829,791	-	-	-	904,791	829,791	829,791
Management and Budget	787,581	801,416	816,053	-	-	-	787,581	801,416	816,053
Public Services	4,061,223	4,060,473	4,060,473	20,000	20,000	20,000	4,081,223	4,080,473	4,080,473
Non Departmental Department	22,500	22,500	22,500	-	-	-	22,500	22,500	22,500
Non Departmental Transfers	1,350,000	3,650,000	4,150,000	(901,920)	(908,627)	(908,627)	448,080	2,741,373	3,241,373
	50,670,629	52,556,827	52,686,567	(776,470)	(783,177)	(783,177)	49,894,159	51,773,650	51,903,390
Non Departmental Expense									
Health and Human Services	283,027	283,027	283,027	-	-	-	283,027	283,027	283,027
Non Departmental Department	17,597,716	16,747,716	16,747,716	-	-	-	17,597,716	16,747,716	16,747,716
Non Departmental Transfers	(4,550,000)	(9,100,000)	(11,850,000)	-	-	-	(4,550,000)	(9,100,000)	(11,850,000)
	13,330,743	7,930,743	5,180,743	-	-	-	13,330,743	7,930,743	5,180,743
Commodities									
Circuit Court	300,808	300,808	300,808	-	-	-	300,808	300,808	300,808
District Court	258,218	258,218	258,218	-	-	-	258,218	258,218	258,218
Probate Court	90,000	90,000	83,889	50,000	-	6,111	140,000	90,000	90,000
Prosecuting Attorney	97,904	97,904	97,904	-	-	-	97,904	97,904	97,904
Sheriff	2,851,680	2,847,256	2,847,256	-	-	-	2,851,680	2,847,256	2,847,256
County Clerk / Register of Deeds	1,125,862	900,862	1,125,862	-	-	-	1,125,862	900,862	1,125,862
Treasurer	86,900	86,900	86,900	-	-	-	86,900	86,900	86,900
Water Resources Commissioner	98,418	98,418	98,418	-	-	-	98,418	98,418	98,418
Board of Commissioners	29,291	29,291	29,291	-	-	-	29,291	29,291	29,291
County Executive Administration	83,421	83,421	83,421	-	-	-	83,421	83,421	83,421
Department of Public Communication	73,000	73,000	73,000	-	-	-	73,000	73,000	73,000
Economic Development	67,379	67,379	67,379	-	-	-	67,379	67,379	67,379
Emergency Management and Homeland Security Department	21,040	21,040	21,040	-	-	-	21,040	21,040	21,040
Facilities Management	155,587	155,587	155,587	-	-	-	155,587	155,587	155,587
Health and Human Services	2,055,410	2,055,410	2,055,410	-	-	-	2,055,410	2,055,410	2,055,410
Human Resources	31,054	31,054	31,054	-	-	-	31,054	31,054	31,054
Management and Budget	302,128	309,980	318,186	-	-	-	302,128	309,980	318,186
Public Services	1,536,448	1,536,448	1,536,448	-	-	-	1,536,448	1,536,448	1,536,448
	9,264,548	9,042,976	9,270,071	50,000	-	6,111	9,314,548	9,042,976	9,276,182
Capital Outlay									
Sheriff	58,887	58,887	58,887	-	-	-	58,887	58,887	58,887
Emergency Management and Homeland Security Department	172,000	172,000	172,000	-	-	-	172,000	172,000	172,000
Facilities Management	65,000	-	-	-	-	-	65,000	-	-
Public Services	179,600	-	-	-	-	-	179,600	-	-
Non Departmental Transfers	2,800,000	300,000	300,000	(50,000)	-	-	2,750,000	300,000	300,000
	3,275,487	530,887	530,887	(50,000)	-	-	3,225,487	530,887	530,887
Total Operating	76,541,407	70,061,433	67,668,268	(776,470)	(783,177)	(777,066)	75,764,937	69,278,256	66,891,202
Internal Services									
Internal Support Expenditures									
Circuit Court	5,548,033	5,831,303	5,904,442	-	-	-	5,548,033	5,831,303	5,904,442
District Court	2,018,265	2,067,336	2,080,007	-	-	-	2,018,265	2,067,336	2,080,007
Probate Court	1,160,972	1,213,139	1,226,608	-	-	-	1,160,972	1,213,139	1,226,608
Prosecuting Attorney	2,664,041	2,760,583	2,785,509	-	-	-	2,664,041	2,760,583	2,785,509
Sheriff	26,603,659	27,304,543	27,500,158	10,540	10,540	10,540	26,614,199	27,315,083	27,510,698
County Clerk / Register of Deeds	1,417,035	1,494,337	1,514,296	-	-	-	1,417,035	1,494,337	1,514,296
Treasurer	1,683,579	1,713,132	1,721,403	-	-	-	1,683,579	1,713,132	1,721,403
Water Resources Commissioner	7,895,184	8,141,338	8,342,736	-	-	-	7,895,184	8,141,338	8,342,736
Board of Commissioners	702,658	729,187	735,853	-	-	-	702,658	729,187	735,853
County Executive Administration	976,174	1,009,209	1,019,798	-	-	-	976,174	1,009,209	1,019,798
Department of Public Communication	157,539	166,581	170,919	-	-	-	157,539	166,581	170,919
Economic Development	1,351,838	1,398,638	1,408,687	-	-	-	1,351,838	1,398,638	1,408,687
Emergency Management and Homeland Security Department	633,547	645,471	648,360	-	-	-	633,547	645,471	648,360
Facilities Management	1,175,864	1,229,217	1,247,063	-	-	-	1,175,864	1,229,217	1,247,063

Expenditure Summary
OAKLAND COUNTY, MICHIGAN
FY2024 AND FY2025 AND FY2026 Finance Committee Budget Recommendation

Department	Original County Executive Recommended Budget			Finance Committee Recommended Amendments			Finance Committee Recommended Budget		
	FY 2024	FY 2025	FY 2026	FY 2024	FY 2025	FY 2026	FY 2024	FY 2025	FY 2026
Health and Human Services	4,078,487	4,587,972	4,651,463	-	-	-	4,078,487	4,587,972	4,651,463
Human Resources	1,457,681	1,621,933	1,668,646	-	-	-	1,457,681	1,621,933	1,668,646
Management and Budget	3,880,768	4,022,641	4,116,870	-	-	-	3,880,768	4,022,641	4,116,870
Public Services	7,061,405	7,528,788	7,650,166	-	-	-	7,061,405	7,528,788	7,650,166
Non Departmental Department	2,858,215	2,944,239	2,977,931	-	-	-	2,858,215	2,944,239	2,977,931
Non Departmental Transfers	9,212,320	9,212,320	9,212,320	-	-	-	9,212,320	9,212,320	9,212,320
Total Internal Service Expenditure	82,537,265	85,621,908	86,583,234	10,540	10,540	10,540	82,547,805	85,632,448	86,593,774
Other Financing Uses									
Transfers Out									
Circuit Court	6,805,982	6,805,982	6,805,982	-	-	-	6,805,982	6,805,982	6,805,982
Prosecuting Attorney	1,297,794	1,297,794	1,297,794	-	-	-	1,297,794	1,297,794	1,297,794
Sheriff	987,528	987,528	987,528	-	-	-	987,528	987,528	987,528
Treasurer	120,000	120,000	120,000	-	-	-	120,000	120,000	120,000
Water Resources Commissioner	56,165	56,165	56,165	-	-	-	56,165	56,165	56,165
County Executive Administration	1,911,821	1,911,821	1,911,821	-	-	-	1,911,821	1,911,821	1,911,821
Health and Human Services	619,397	619,397	619,397	-	-	-	619,397	619,397	619,397
Non Departmental Department	37,305,673	37,995,939	38,611,446	7,455	7,455	7,455	37,313,128	38,003,394	38,618,901
	49,104,360	49,794,626	50,410,133	7,455	7,455	7,455	49,111,815	49,802,081	50,417,588
Budgeted Equity Adjustments									
Non Departmental Department	-	837,067	376,375	-	-	(6,111)	-	837,067	370,264
Non Departmental Transfers	-	(25,682)	(25,682)	-	-	-	-	(25,682)	(25,682)
	-	811,385	350,693	-	-	(6,111)	-	811,385	344,582
Total Other Financing Uses	49,104,360	50,606,011	50,760,826	7,455	7,455	1,344	49,111,815	50,613,466	50,762,170
Total General Fund/General Purpose (GF/GP) Funds	553,680,924	567,217,450	581,315,454	156,175	156,175	156,175	553,837,099	567,373,625	581,471,629
Child Care Fund Transfer	19,510,127	20,200,393	20,815,900	7,455	7,455	7,455	19,517,582	20,207,848	20,823,355
Total GF/GP Funds Adjusted for Child Care Fund Transfer	534,170,797	547,017,057	560,499,554	148,720	148,720	148,720	534,319,517	547,165,777	560,648,274
Special Revenue & Proprietary									
Special Revenue									
Circuit Court	22,008,325	22,008,325	22,008,732	-	-	-	22,008,325	22,008,325	22,008,732
District Court	274,666	274,666	274,666	-	-	-	274,666	274,666	274,666
Prosecuting Attorney	3,894,125	3,801,111	3,801,111	-	-	-	3,894,125	3,801,111	3,801,111
Sheriff	7,490,355	6,758,862	6,758,455	69,092	69,092	69,092	7,559,447	6,827,954	6,827,547
County Clerk / Register of Deeds	2,749,335	2,778,586	2,808,452	-	-	-	2,749,335	2,778,586	2,808,452
County Executive Administration	15,960,127	15,960,127	15,960,127	6,755,373	6,755,373	6,755,373	22,715,500	22,715,500	22,715,500
Department of Public Communication	442,239	116,272	-	-	-	-	442,239	116,272	-
Economic Development	17,949,679	17,993,537	18,035,866	(94,984)	(104,229)	(109,884)	17,854,695	17,889,308	17,925,982
Emergency Management and Homeland Security Department	208,223	26,129	765	-	-	-	208,223	26,129	765
Health and Human Services	30,771,243	30,751,087	30,751,088	435,895	206,051	206,050	31,207,138	30,957,138	30,957,138
Management and Budget	98,901	98,901	98,901	-	-	-	98,901	98,901	98,901
Public Services	2,416,386	2,022,311	2,022,311	4,973	4,973	4,973	2,421,359	2,027,284	2,027,284
Non Departmental	4,487,387	206,051	206,050	(206,050)	(206,051)	(206,050)	4,281,337	-	-
Total Special Revenue	108,750,991	102,795,965	102,726,524	6,964,299	6,725,209	6,719,554	115,715,290	109,521,174	109,446,078
Proprietary									
Sheriff	215,000	215,000	215,000	-	-	-	215,000	215,000	215,000
Parks and Recreation	37,664,748	38,885,798	39,796,240	-	-	-	37,664,748	38,885,798	39,796,240
Treasurer	13,620,966	13,147,845	13,431,729	-	-	-	13,620,966	13,147,845	13,431,729
Water Resources Commissioner	326,617,593	331,043,212	334,884,180	-	43,000	43,000	326,617,593	331,086,212	334,927,180
County Executive Administration	8,055,164	8,141,206	8,304,774	-	-	-	8,055,164	8,141,206	8,304,774
Central Services	2,195,252	2,003,344	1,895,878	-	-	-	2,195,252	2,003,344	1,895,878
Economic Development	75,830,210	80,562,200	85,298,248	967,652	-	-	76,797,862	80,562,200	85,298,248
Emergency Management and Homeland Security Department	3,379,976	3,504,285	3,624,342	-	-	-	3,379,976	3,504,285	3,624,342
Facilities Management	41,378,177	41,390,267	41,515,491	770	770	770	41,378,947	41,391,037	41,516,261
Health and Human Services	14,000	14,000	14,000	-	-	-	14,000	14,000	14,000
Human Resources	4,433,934	4,780,057	5,069,298	650	-	-	4,434,584	4,780,057	5,069,298

Expenditure Summary
OAKLAND COUNTY, MICHIGAN
FY2024 AND FY2025 AND FY2026 Finance Committee Budget Recommendation

Department	Original County Executive Recommended Budget			Finance Committee Recommended Amendments			Finance Committee Recommended Budget		
	FY 2024	FY 2025	FY 2026	FY 2024	FY 2025	FY 2026	FY 2024	FY 2025	FY 2026
Information Technology	87,855,842	90,273,704	90,793,466	84,575	84,575	84,575	87,940,417	90,358,279	90,878,041
Management and Budget	761,212	802,243	842,615	-	-	-	761,212	802,243	842,615
Public Services	55,000	55,000	55,000	-	-	-	55,000	55,000	55,000
Non Departmental Department	186,337,590	196,011,800	203,098,042	(650)	-	-	186,336,940	196,011,800	203,098,042
Total Proprietary	788,414,664	810,829,961	828,838,304	1,052,997	128,345	128,345	789,467,661	810,958,306	828,966,649
Total Special Revenue/Proprietary	897,165,655	913,625,926	931,564,828	8,017,296	6,853,554	6,847,899	905,182,951	920,479,480	938,412,727
Total Expenditures	1,431,336,452	1,460,642,983	1,492,064,382	8,166,016	7,002,274	6,996,619	1,439,502,468	1,467,645,257	1,499,061,001
Internal Service Fund Expenditures	364,952,781	380,179,481	391,012,885	85,344	128,345	128,345	365,038,125	380,307,826	391,141,230
Total Expenditures less Internal Service Funds	1,066,383,671	1,080,463,502	1,101,051,497	8,080,672	6,873,929	6,868,274	1,074,464,343	1,087,337,431	1,107,919,771

OAKLAND COUNTY, MICHIGAN

Five Year County Executive Recommended Budget Forecast - General Fund General Purpose

	FY2024 Finance Cmte Recommended	FY2025 Finance Cmte Recommended	FY2026 Finance Cmte Recommended	FY2027 Forecast	FY2028 Forecast
Controllable Account Category					

Resources

Property Taxes	\$ 307,645,907	\$ 319,393,422	\$ 330,235,353	\$ 330,235,353	\$ 330,235,353
Federal Grants	2,278,336	1,778,336	1,343,336	1,343,336	1,343,336
State Grants	22,334,346	22,936,992	23,460,508	23,460,508	23,460,508
Other Intergovern. Revenues	55,014,534	55,014,534	55,014,534	55,014,534	55,014,534
Charges for Services	124,178,197	127,760,898	130,312,948	130,312,948	130,312,948
Indirect Cost Recovery	9,150,000	9,150,000	9,150,000	9,150,000	9,150,000
Investment Income	3,304,700	3,304,700	3,304,700	3,304,700	3,304,700
Other Revenues	16,500	16,500	16,500	16,500	16,500
Revenue - Subtotal	\$ 523,922,520	\$ 539,355,382	\$ 552,837,879	\$ 552,837,879	\$ 552,837,879

Transfers In	\$ 7,810,395	\$ 7,810,395	\$ 7,810,395	\$ 7,810,395	\$ 7,810,395
--------------	--------------	--------------	--------------	--------------	--------------

Total Available Resources Budgeted	\$ 531,732,915	\$ 547,165,777	\$ 560,648,274	\$ 560,648,274	\$ 560,648,274
---	-----------------------	-----------------------	-----------------------	-----------------------	-----------------------

Adjustments Impacting FY 2027 and FY 2028

Estimated Increase in Property Tax Revenue		\$ 10,500,000	\$ 21,300,000
Estimated Increase in Law Enforcement Contract Revenue		\$ 2,000,000	\$ 4,000,000
Total Adjustments		\$ 12,500,000	\$ 25,300,000

Revised Available Resource Estimates		\$ 573,148,274	\$ 585,948,274
---	--	-----------------------	-----------------------

OAKLAND COUNTY, MICHIGAN

Five Year County Executive Recommended Budget Forecast - General Fund General Purpose

	FY2024 Finance Cmte Recommended	FY2025 Finance Cmte Recommended	FY2026 Finance Cmte Recommended	FY2027 Forecast	FY2028 Forecast
Controllable Account Category					
Use of Resources					
Personnel					
Salaries	\$ 224,261,596	\$ 232,031,462	\$ 239,190,021	\$ 239,190,021	\$ 239,190,021
Fringe Benefits	122,150,946	129,817,993	138,034,463	138,034,463	138,034,463
	346,412,542	361,849,455	377,224,483	377,224,483	377,224,483
Operating Expenses					
Contractual Services	49,894,159	51,773,650	51,903,390	51,903,390	51,903,390
Non-Departmental	13,330,743	7,930,743	5,180,743	5,180,743	5,180,743
Commodities	9,314,548	9,042,976	9,276,182	9,276,182	9,276,182
Capital Outlay	3,225,487	530,887	530,887	530,887	530,887
Other (not listed above)	-	-	-	-	-
	75,764,937	69,278,256	66,891,202	66,891,202	66,891,202
Internal Support					
Internal Services	82,547,805	85,632,448	86,593,774	86,593,774	86,593,774
	82,547,805	85,632,448	86,593,774	86,593,774	86,593,774
Transfers/Other Sources (Uses)					
Transfers Out	29,594,233	29,594,233	29,594,233	29,594,233	29,594,233
	29,594,233	29,594,233	29,594,233	29,594,233	29,594,233
Total Use of Resources - Budgeted	\$ 534,319,517	\$ 546,354,392	\$ 560,303,692	\$ 560,303,692	\$ 560,303,692
Adjustments Impacting FY 2027 and FY 2028					
Estimated Increase in Employee Compensation (Salaries and Benefits)				\$ 9,900,000	\$ 19,800,000
Reduction in Fringe Benefit Costs Resulting from Retiree Health Care Debt Being Paid Off					(23,600,000)
Total Adjustments				\$ 9,900,000	\$ (3,800,000)
Revised Use of Resources - Estimate				\$ 570,203,692	\$ 556,503,692
ANNUAL SURPLUS / (USE OF FUND BALANCE)*	\$ (2,586,602)	\$ 811,385	\$ 344,582	\$ 2,944,582	\$ 29,444,582

*Use of fund balance for FY 2024 is a result of one-time spending of \$2.7 million; budget is structurally balanced in terms of ongoing revenues and expenditures. Planned Use of Fund Balance is removed as revenue category and Budget Equity Adjustment is removed as expenditure category to show true comparison of revenues and expenditures.

TO: Legislative Affairs and Government Operations Committee
FROM: April Lynch, Deputy County Executive
DATE: September 5, 2023
RE: **Fiscal Year 2024 Salary Recommendations for Non-Represented Employees**

The County Executive’s budget recommendation proposes a 3.0% general salary increase for all non-represented employees, including appointed officials, part-time and hourly classes, students, and summer and seasonal classes, to be effective September 23, 2023.

The County Executive’s budget recommendation does not include the following:

- County Commissioners
 - The Board of Commissioners adopted a 3% salary increase for 2024 under M.R. #22334.
- Judges of the Circuit, District and Probate courts
 - These positions are at the maximum allowed by statute.
- County Clerk/Register of Deeds, County Executive, County Treasurer, Prosecuting Attorney, Sheriff, or Water Resources Commissioner
 - It is appropriate at this time that the Legislative Affairs and Government Operations Committee makes a salary recommendation for these classifications.
- Oakland County Road Commission Members

On the following pages is information on the classification changes that will be implemented upon adoption of the FY2024-2026 General Appropriations Act, the historical general salary increases approved by the Board of Commissioners for all groups referenced above, and detail on general salary increases established by collective bargaining.

If you have questions regarding the materials in this package or have requests for additional information, please contact me at lynchap@oakgov.com or 248-858-1558.

FY2024 Budget Recommendation Classification Changes

1. Create the following new classifications within the Salary Administration Plan:

<u>Classification</u>	<u>Salary Plan</u>	<u>FLSA Status</u>
9-1-1 County Coordinator	UNI/127	Exempt
BOC Marketing & Communications Officer	UNI/127	Exempt
Chief Financial Officer	DEO/2	Exempt
Emergency Management Warehouse Supervisor	UNI/119	Non-Exempt
Family Counselor – Prosecuting Attorney	UNI/124	Exempt
Internal Services Coordinator	UNI/122	Non-Exempt
Sheriff Rate & Grant Coordinator	UNI/118	Non-Exempt
Technical Operations Lead	UNI/125	Non-Exempt
WRC Community Engagement Representative	UNI/121	Exempt
WRC Marketing & Communications Officer	UNI/127	Exempt
WRC Procurement Compliance Analyst	UNI/120	Non-Exempt
WRC SCADA Support Specialist	UNI/124	Non-Exempt

2. Retitle the following classification with no change in salary grade:

<u>From Classification</u>	<u>To Classification</u>	<u>Job Code</u>	<u>Salary Plan</u>
Director Management & Budget	Deputy Chief Financial Officer	J000571	APP/337

3. Delete the following unused classifications within the Salary Administration Plan:

<u>Classification</u>	<u>Job Code</u>	<u>Salary Plan</u>
Aviation Deputy	J001473	HRL/IO
BOC Budget Analyst	J001505	APP/318
Court Report II-HRL	J001270	HRL/HG
Court Service Officer II-HRL	J001272	HRL-U21/08
Food & Beverage Coordinator	J001428	UNI/115
Indigent Defense Appointment Specialist	J001723	UNI/115
Indigent Defense Clerk	J001724	UNI/109
Legal Resources Specialist	J001439	UNI/113
MIDC Administrative Supervisor	J000363	UNI/119
Retirement Specialist I-HRL	J001611	HRL/115
Safety Coordinator	J000428	UNI/120
Staff Assistant BOC	J001513	UNI/119

AMENDMENT LIST

**Oakland County, Michigan
FY 2024, FY 2025 and FY 2026 Budget
Summary of Finance Committee Amendments
And Their Impact on Revenue and Planned Use of Fund Balance**

Impact on Revenue Summary - All Funds			Dependence on General Fund Planned Use of Fund Balance		
FY 2024	FY 2025	FY 2026	FY 2024	FY 2025	FY 2026

The attached schedule reflects amendments to the County Executive's Budget Recommendation for FY 2024, FY 2025 and FY 2026 scheduled for approval by the Finance Committee at the September 6, 2023 Budget wrap-up meeting.

	\$1,431,336,451	\$1,460,642,983	\$1,492,064,380	\$2,586,602	\$0	\$0
Beginning Balance						
A. Amendments Made Pursuant to Adoption / by Separate Resolution						
1 <u>County Executive Administration</u> Report #2023-3101 Indigent Defense - Acceptance of FY 2024 Michigan Indigent Defense Commission ("MIDC") Grant	\$23,115,345	\$23,115,345	\$23,115,345	\$0	\$0	\$0
2 <u>Economic Development</u> M.R. 23130 Agreement between Oakland County and People's Express (PEX) for Local Public Transportation Services	\$967,652	\$0	\$0	\$0	\$0	\$0
3 <u>Information Technology</u> Report #2023-3129 Information Technology - Creation of Application & Client Services Director, Infrastructure Services Director, (3) Business Relationship Managers and Deletion of (2) Application Development Directors, Deputy CIO, IT Supervisor, IT Project Manager	\$84,577	\$84,577	\$84,577	\$0	\$0	\$0
4 <u>Sheriff's Office</u> MR #23120 Sheriff's Office - Interlocal Agreement - Amendment #1 to 2022 - 2024 Law Enforcement Services Agreement with the Charter Township of Commerce	\$5,236	\$5,236	\$5,236	\$0	\$0	\$0
5 <u>Sheriff's Office</u> Report #2023-3074 Sheriff's Office - Grant Acceptance 2023 High Intensity Drug Trafficking Areas (HIDTA)	\$132,300	\$132,300	\$132,300	\$0	\$0	\$0
6 <u>Sheriff's Office</u> Acceptance from the Michigan Department of State Police for the FY 2024 Secondary Road Patrol and Traffic Accident Prevention Program	\$1,184,560	\$0	\$0	\$0	\$0	\$0
7 <u>Sheriff's Office</u> Report #2023-3091 Sheriff's Office - Acceptance from the Michigan State Police for the 2023 Emergency Federal Law Enforcement Assistance (EFLEA) Program	\$36,864	\$36,864	\$36,864	\$0	\$0	\$0
8 <u>Emergency Management & Homeland Security</u> Report #2023-3134 Acceptance from the Michigan State Police for the 2023 Hazardous Materials Emergency Preparedness Planning - (adopted 7/20/2023).	\$11,550	\$11,550	\$11,550	\$0	\$0	\$0

AMENDMENT LIST

**Oakland County, Michigan
 FY 2024, FY 2025 and FY 2026 Budget
 Summary of Finance Committee Amendments
 And Their Impact on Revenue and Planned Use of Fund Balance**

	Impact on Revenue Summary - All Funds			Dependence on General Fund Planned Use of Fund Balance		
	FY 2024	FY 2025	FY 2026	FY 2024	FY 2025	FY 2026
9 <u>Public Services</u> Report #2023-3195 Public Services - Animal Shelter & Pet Adoption Center - Creation of Nine Attendant Positions and One Shelter Leader Position	\$0	\$0	\$0	\$0	\$0	\$0
10 <u>Human Resources</u> Report #2023-3014 Fiscal Years 2022, 2023, and 2024 Supplemental Collective Bargaining Agreement for Employees Represented by the United Auto Workers, Local 889 (UAW), Representing Department of Public Communications Supervisory and Non-Supervisory Employees.	\$0	\$0	\$0	\$0	\$0	\$0
11 <u>Human Resources</u> Report #2023-3152 Human Resources - Implementing the Salary Administration Plan 3rd Quarterly Report for FY2023	\$14,910	\$14,910	\$14,910	\$0	\$0	\$0
12 <u>Circuit Court</u> Report #2023-2980 Circuit Court - Restore Youth Assistance Casework Position for Mentors Plus	\$0	\$0	\$0	\$0	\$0	\$0
13 <u>Health and Human Services</u> Report #2023-2828_Health & Human Services - Neighborhood and Housing Development - Acceptance from the State Land Bank for the Initial Capitalization Costs of the Oakland County Housing Trust Fund	\$250,000	\$0	\$0	\$0	\$0	\$0
Total Amendments Section A - Adopted Resolutions	\$25,802,994	\$23,400,782	\$23,400,782	\$0	\$0	\$0
B. Human Resources Recommended Amendments (Personnel Related)						
1 <u>Board of Commissioners</u> Board of Commissioners Administration Supervisor Marketing & Communications job audit resulting in salary increase.	\$0	\$0	\$0	\$0	\$0	\$0
Sub-Total Section B - Legislative Affairs and Government Operations Committee	\$0	\$0	\$0	\$0	\$0	\$0

AMENDMENT LIST

**Oakland County, Michigan
 FY 2024, FY 2025 and FY 2026 Budget
 Summary of Finance Committee Amendments
 And Their Impact on Revenue and Planned Use of Fund Balance**

Impact on Revenue Summary - All Funds			Dependence on General Fund Planned Use of Fund Balance		
FY 2024	FY 2025	FY 2026	FY 2024	FY 2025	FY 2026

C. Finance Committee Recommended Amendments

1 <u>County Executive - Corporation Counsel</u> Correcting data errors for Corporation Counsel.	\$0	\$0	\$0	\$0	\$0	\$0
2 <u>County Executive - Diversity, Equity & Inclusion</u> Correcting data errors for DEI divisions.	\$0	\$0	\$0	\$0	\$0	\$0
3 <u>Water Resources Commissioner</u> Correcting Drain Equipment Fund M.R. #2023-2611 to move \$29,000 out of account 631876 to 631869.	\$0	\$0	\$0	\$0	\$0	\$0
4 <u>Probate Court - Estates and Mental Health Division</u> Correcting Office Supplies SC750399 line item which was inadvertently not adjusted during the budget process.	\$0	\$0	\$0	\$0	\$0	\$0
5 <u>Probate Court</u> Furniture Replacement and Replacement of Security Doors	\$0	\$0	\$0	\$0	\$0	\$0
6 <u>Public Services - Medical Examiners Office</u> Correcting entry that was approved by administration but did not get included in County Executive Recommended Budget for Laboratory Fees SC731031	\$0	\$0	\$0	\$0	\$0	\$0
7 <u>Health and Human Services - NHD Housing Trust Fund (FND21400)</u> Correcting entry required to include Housing Trust Fund Manager (P00015958) to budget.	\$0	\$0	\$0	\$0	\$0	\$0
8 <u>Health and Human Services - Human Services Grant (FND11007)</u> Correcting entries required to adjust budget for salary and fringe benefit accounts that were input with incorrect account strings.	\$0	\$0	\$0	\$0	\$0	\$0
9 <u>Economic Development - Business Finance Corporation (FND21184)</u> Correcting entry required to adjust reimbursement revenues due to planned salary increases.	\$0	\$0	\$0	\$0	\$0	\$0
10 <u>Economic Development - Workforce Development Grant (FND11004)</u> Correcting entry required to adjust Program expenditures to account for planned salary increased.	\$0	\$0	\$0	\$0	\$0	\$0
11 <u>Economic Development- County Airports (#56500)</u> To correct budget entry for County Airport's Reimburse US Customs Service.	\$0	\$0	\$0	\$0	\$0	\$0

AMENDMENT LIST

**Oakland County, Michigan
 FY 2024, FY 2025 and FY 2026 Budget
 Summary of Finance Committee Amendments
 And Their Impact on Revenue and Planned Use of Fund Balance**

	Impact on Revenue Summary - All Funds			Dependence on General Fund Planned Use of Fund Balance		
	FY 2024	FY 2025	FY 2026	FY 2024	FY 2025	FY 2026
12 <u>Board of Commissioners</u> Reallocate budget by splitting the Special Projects line-item budget and reallocating one-half to Sponsorship expenditure account.	\$0	\$0	\$0	\$0	\$0	\$0
13 <u>Board of Commissioners</u> To increase Historical Commission line-item budget for outreach and expansion activities.	\$0	\$0	\$0	\$0	\$0	\$0
14 <u>Clerk/Register of Deeds & Department of Public Communications</u> To reallocate County Directory line item expense budget from Clerk/Register of Deeds Department to Department of Public Communications.	\$0	\$0	\$0	\$0	\$0	\$0
Sub-Total Section C - Finance Committee Amendments	\$0	\$0	\$0	\$0	\$0	\$0
TOTAL AMENDMENTS (Sections A, B, and C)	25,802,994	23,400,782	23,400,782	0	0	0
FINANCE COMMITTEE RECOMMENDED BUDGET	1,457,139,445	1,484,043,765	1,515,465,162	2,586,602	0	0
Adjustment to Planned Use of Fund Balance	\$0	\$0	\$0	\$0	\$0	\$0
FINANCE COMMITTEE RECOMMENDED BUDGET	\$1,457,139,445	\$1,484,043,765	\$1,515,465,162	\$2,586,602	\$0	\$0

**OAKLAND COUNTY, MICHIGAN
AMENDMENT TO THE COUNTY EXECUTIVE'S RECOMMENDATION**

Fund	Dept ID	Prog	Acct	Fund Aff	Op Unit	Account Desc	FY 2024			FY 2025			FY 2026		
							Co. Exec Rec	Revised Bud Rec	Increase/ (Decrease)	Co. Exec Rec	Revised Bud Rec	Increase/ (Decrease)	Co Exec Rec	Revised Bud Rec	Increase/ (Decrease)

Board of Commissioners - BOC Admin

Job Audit done for BOC Administration Supervisor Marketing & Communications resulting in salary increase.

<u>Expenditures</u>																
FND10100	CCN9090101	PRG196030	SC730359			Contingency	\$ 1,350,000	\$ 1,340,721	\$ (9,279)	\$ 3,650,000	\$ 3,640,721	\$ (9,279)	\$ 4,150,000	\$ 4,140,721	\$ (9,279)	
FND10100	CCN5010101	PRG180010	SC702010			Salaries Regular	2,403,594	2,410,442	6,848	2,476,676	2,483,524	6,848	2,539,676	2,546,524	6,848	
FND10100	CCN5010101	PRG180010	SC722750			Workers Compensation	1,923	1,983	60	1,981	2,041	60	2,032	2,092	60	
FND10100	CCN5010101	PRG180010	SC722760			Group Life	5,521	5,539	18	5,703	5,721	18	5,834	5,852	18	
FND10100	CCN5010101	PRG180010	SC722770			Retirement	624,786	626,446	1,660	642,144	643,804	1,660	670,212	671,872	1,660	
FND10100	CCN5010101	PRG180010	SC722790			Social Security	182,566	183,090	524	188,501	189,025	524	193,371	193,895	524	
FND10100	CCN5010101	PRG180010	SC722800			Dental	28,123	28,150	27	28,264	28,291	27	29,112	29,139	27	
FND10100	CCN5010101	PRG180010	SC722810			Disability	38,809	38,912	103	39,989	40,092	103	41,006	41,109	103	
FND10100	CCN5010101	PRG180010	SC722820			Unemployment Insurance	1,442	1,446	4	1,486	1,490	4	1,524	1,528	4	
FND10100	CCN5010101	PRG180010	SC722850			Optical	1,020	1,055	35	1,097	1,132	35	1,152	1,187	35	
Total Expenditures							\$ 3,753,594	\$ 4,637,784	\$ -	\$ 6,126,676	\$ 7,035,841	\$ -	\$ 6,689,676	\$ 6,687,245	\$ -	

Total Effect on Revenue Summary

\$ -

\$ -

\$ -

Total Effect on General Fund Planned Use of Fund Balance

\$ -

\$ -

\$ -

**OAKLAND COUNTY, MICHIGAN
AMENDMENT TO THE COUNTY EXECUTIVE'S RECOMMENDATION**

Fund	Dept ID	Prog	Acct	Fund Aff	Op Unit	Account Desc	FY 2024			FY 2025			FY 2026			
							Co. Exec Rec	Revised Bud Rec	Increase/ (Decrease)	Co. Exec Rec	Revised Bud Rec	Increase/ (Decrease)	Co Exec Rec	Revised Bud Rec	Increase/ (Decrease)	
Corporation Counsel																
Correcting budget due to data entry error.																
<u>Expenditures</u>																
FND10100	CCN1010501	PRG181020	SC731780			Software Support Maintenance	\$ (28,200)	\$ -	\$ 28,200	\$ (28,200)	\$ -	\$ 28,200	\$ (28,200)	\$ -	\$ 28,200	
FND10100	CCN9010101	PRG196030	SC750359			Contingency	\$ -	\$ -	\$ (28,200)	\$ 837,067	\$ 808,867	\$ (28,200)	\$ 376,375	\$ 348,175	\$ (28,200)	
Total Expenditures							<u>\$ (28,200)</u>	<u>\$ -</u>	<u>\$ -</u>	<u>\$ 808,867</u>	<u>\$ 808,867</u>	<u>\$ -</u>	<u>\$ 348,175</u>	<u>\$ 348,175</u>	<u>\$ -</u>	
Total Effect on Revenue Summary										\$ -						\$ -
Total Effect on General Fund Planned Use of Fund Balance										\$ -						\$ -

**OAKLAND COUNTY, MICHIGAN
AMENDMENT TO THE COUNTY EXECUTIVE'S RECOMMENDATION**

Fund	Dept ID	Prog	Acct	Fund Aff	Op Unit	Account Desc	FY 2024			FY 2025			FY 2026			
							Co. Exec Rec	Revised Bud Rec	Increase/ (Decrease)	Co. Exec Rec	Revised Bud Rec	Increase/ (Decrease)	Co Exec Rec	Revised Bud Rec	Increase/ (Decrease)	
Diversity, Equity and Inclusion							Correct entry error as budget needs to be at unit level; previously at division.									
<u>Expenditures</u>																
FND10100	CCN1010300	PRG181002	SC732165			Workshops and Meeting	\$ 2,250	\$ -	\$ (2,250)	\$ 2,250	\$ 2,250	\$ -	\$ 2,250	\$ 2,250	\$ -	
FND10100	CCN1010301	PRG181002	SC732165			Workshops and Meeting	\$ -	\$ 2,250	\$ 2,250	\$ 2,250	\$ 2,250	\$ 2,250	\$ 2,250	\$ 2,250	\$ 2,250	
FND10100	CCN1010300	PRG181002	SC750399			Office Supplies	\$ 3,000	\$ -	\$ (3,000)	\$ 3,000	\$ -	\$ (3,000)	\$ 3,000	\$ -	\$ (3,000)	
FND10100	CCN1010301	PRG181002	SC750399			Office Supplies	\$ -	\$ 3,000	\$ 3,000	\$ 3,000	\$ 3,000	\$ 3,000	\$ -	\$ 3,000	\$ 3,000	
Total Expenditures							\$ 5,250	\$ 5,250	\$ -	\$ 5,250	\$ 7,500	\$ 2,250	\$ 5,250	\$ 7,500	\$ 2,250	
Total Effect on Revenue Summary									\$ -			\$ -			\$ -	
Total Effect on General Fund Planned Use of Fund Balance									\$ -			\$ -			\$ -	

**OAKLAND COUNTY, MICHIGAN
AMENDMENT TO THE COUNTY EXECUTIVE'S RECOMMENDATION**

Fund	Dept ID	Prog	Acct	Fund Aff	Op Unit	Account Desc	FY 2024			FY 2025			FY 2026				
							Co. Exec Rec	Revised Bud Rec	Increase/ (Decrease)	Co. Exec Rec	Revised Bud Rec	Increase/ (Decrease)	Co Exec Rec	Revised Bud Rec	Increase/ (Decrease)		
Water Resources Commission							Correcting Drain Equipment Fund M.R. #2023-2611 to move \$29,000 out of account Reimbursement Salaries Const Admin RC631876 to Reimbursement Salaries RC631869.										
<u>Revenue</u>																	
FND63900	CCN6010101	PRG149760	RC631876			Reimbursement Salaries Constr Admin	29,000	-	(29,000)	29,000	-	(29,000)	29,000	-	(29,000)		
FND63900	CCN6010101	PRG149760	RC631869			Reimbursement Salaries	-	29,000	29,000	-	29,000	29,000	-	29,000	29,000		
Total Revenues							<u>\$ 29,000</u>	<u>\$ 29,000</u>	<u>\$ -</u>	<u>\$ 29,000</u>	<u>\$ 29,000</u>	<u>\$ -</u>	<u>\$ 29,000</u>	<u>\$ 29,000</u>	<u>\$ -</u>	<u>\$ 29,000</u>	
<u>Expenditures</u>																	
Total Expenditures							\$ -	\$ -	\$ -	\$ -	\$ -	\$ -	\$ -	\$ -	\$ -	\$ -	
Total Effect on Revenue Summary									\$ -			\$ -			\$ -		
Total Effect on General Fund Planned Use of Fund Balance									\$ -			\$ -			\$ -		

**OAKLAND COUNTY, MICHIGAN
AMENDMENT TO THE COUNTY EXECUTIVE'S RECOMMENDATION**

Fund	Dept ID	Prog	Acct	Fund Aff	Op Unit	Account Desc	FY 2024			FY 2025			FY 2026		
							Co. Exec Rec	Revised Bud Rec	Increase/ (Decrease)	Co. Exec Rec	Revised Bud Rec	Increase/ (Decrease)	Co Exec Rec	Revised Bud Rec	Increase/ (Decrease)

Probate Court - Estates and Mental Health Division

To correct the FY 2026 Office Supplies line item within Probate Court. The line item was inadvertently not adjusted during the budget process.

<u>Expenditures</u>									
FND10100	CCN3040403	PRG124015	SC750399			Office Supplies	23,889	30,000	6,111
FND10100	CCN9010101	PRG196030	SC796500			Budgeted Equity Adjustment	376,375	370,264	(6,111)
Total Expenditures							\$0	\$0	\$6,111

Total Effect on Revenue Summary

\$0

\$0

\$0

Total Effect on General Fund Planned Use of Fund Balance

\$0

\$0

\$0

**OAKLAND COUNTY, MICHIGAN
AMENDMENT TO THE COUNTY EXECUTIVE'S RECOMMENDATION**

Fund	Dept ID	Prog	Acct	Fund Aff	Op Unit	Account Desc	FY 2024			FY 2025			FY 2026		
							Co. Exec Rec	Revised Bud Rec	Increase/ (Decrease)	Co. Exec Rec	Revised Bud Rec	Increase/ (Decrease)	Co Exec Rec	Revised Bud Rec	Increase/ (Decrease)

Probate Court - Administration Division

To transfer funds from Non-Department for replacement furniture and the installation of security doors.

<u>Expenditures</u>																	
FND10100	CCN3040101	PRG121090	SC750154			Expendable Equipment	0	20,000	20,000								
FND10100	CCN3040403	PRG124015	SC750154			Expendable Equipment	12,000	42,000	30,000								
FND10100	CCN9090101	PRG196030	SC760126			Capital Outlay Miscellaneous	300,000	250,000	(50,000)								
Total Expenditures							<u>\$300,000</u>	<u>\$312,000</u>	<u>\$0</u>	<u>\$0</u>	<u>\$0</u>	<u>\$0</u>	<u>\$0</u>	<u>\$0</u>	<u>\$0</u>	<u>\$0</u>	<u>\$0</u>

Total Effect on Revenue Summary

\$0	\$0	\$0
-----	-----	-----

Total Effect on General Fund Planned Use of Fund Balance

\$0	\$0	\$0
-----	-----	-----

**OAKLAND COUNTY, MICHIGAN
AMENDMENT TO THE COUNTY EXECUTIVE'S RECOMMENDATION**

Fund	Dept ID	Prog	Acct	Fund Aff	Op Unit	Account Desc	FY 2024			FY 2025			FY 2026		
							Co. Exec Rec	Revised Bud Rec	Increase/ (Decrease)	Co. Exec Rec	Revised Bud Rec	Increase/ (Decrease)	Co Exec Rec	Revised Bud Rec	Increase/ (Decrease)

Public Services - Medical Examiner

Correcting entry that was approved by administration but did not get included in County Executive Recommended Budget for Laboratory Fees.

<u>Expenditures</u>																
FND10100	CCN9090101	PRG196030	SC730359		Contingency	\$ 1,350,000	\$ 1,330,000	\$ (20,000)	\$ 3,650,000	\$ 3,630,000	\$ (20,000)	\$ 4,150,000	\$ 4,130,000	\$ (20,000)		
FND10100	CCN1070601	PRG132030	SC731031		Laboratory Fees	-	20,000	20,000	-	20,000	20,000	-	20,000	20,000		
Total Expenditures						<u>\$ 1,350,000</u>	<u>\$ 1,350,000</u>	<u>\$ -</u>	<u>\$ 3,650,000</u>	<u>\$ 3,650,000</u>	<u>\$ -</u>	<u>\$ 4,150,000</u>	<u>\$ 4,150,000</u>	<u>\$ -</u>		

Total Effect on Revenue Summary

\$ -

\$ -

\$ -

Total Effect on General Fund Planned Use of Fund Balance

\$ -

\$ -

\$ -

**OAKLAND COUNTY, MICHIGAN
AMENDMENT TO THE COUNTY EXECUTIVE'S RECOMMENDATION**

Fund	Dept ID	Prog	Acct	Fund Aff	Op Unit	Account Desc	FY 2024			FY 2025			FY 2026			
							Co. Exec Rec	Revised Bud Rec	Increase/ (Decrease)	Co. Exec Rec	Revised Bud Rec	Increase/ (Decrease)	Co Exec Rec	Revised Bud Rec	Increase/ (Decrease)	
Health and Human Services																
Correcting entry required to include Housing Trust Fund Manager to budget (P00015958).																
<u>Revenue</u>																
Total Revenues							\$ -	\$ -	\$ -	\$ -	\$ -	\$ -	\$ -	\$ -	\$ -	\$ -
<u>Expenditures</u>																
FND21400	CCN1060701	PRG172130	SC702010			Salaries Regular	\$ 51,079	\$ 147,398	\$ 96,319	\$ 54,483	\$ 157,218	102,735	\$ 57,977	\$ 167,300	109,323	
FND21400	CCN1060701	PRG172130	SC722750			Workers Compensation	41	118	77	44	126	82	46	133	87	
FND21400	CCN1060701	PRG172130	SC722760			Group Life	117	338	221	125	361	236	133	383	250	
FND21400	CCN1060701	PRG172130	SC722770			Retirement	14,040	38,345	24,305	14,823	40,604	25,781	15,930	43,798	27,868	
FND21400	CCN1060701	PRG172130	SC722780			Hospitalization	15,224	30,448	15,224	17,340	34,680	17,340	19,282	38,564	19,282	
FND21400	CCN1060701	PRG172130	SC722790			Social Security	3,908	11,276	7,368	4,168	12,027	7,859	4,435	12,798	8,363	
FND21400	CCN1060701	PRG172130	SC722800			Dental	714	1,428	714	717	1,434	717	739	1,478	739	
FND21400	CCN1060701	PRG172130	SC722810			Disability	825	2,380	1,555	880	2,539	1,659	936	2,701	1,765	
FND21400	CCN1060701	PRG172130	SC722820			Unemployment	31	89	58	33	95	62	35	101	66	
FND21400	CCN1060701	PRG172130	SC722850			Optical	35	70	35	37	74	37	39	78	39	
FND21400	CCN1060701	PRG172130	SC731465			Program	1,823,195	1,752,234	(70,961)	1,814,219	1,734,966	(79,253)	1,814,219	1,716,790	(97,429)	
FND21400	CCN1060701	PRG172130	SC796500			Budget Equity Adjustment	74,915	-	(74,915)	77,255	-	(77,255)	70,353	-	(70,353)	
Total Expenditures							\$ 1,984,124	\$ 1,984,124	\$ -	\$ 1,984,124	\$ 1,984,124	\$ -	\$ 1,984,124	\$ 1,984,124	\$ -	
Total Effect on Revenue Summary							\$ -			\$ -			\$ -			
Total Effect on General Fund Planned Use of Fund Balance							\$ -			\$ -			\$ -			

**OAKLAND COUNTY, MICHIGAN
AMENDMENT TO THE COUNTY EXECUTIVE'S RECOMMENDATION**

Fund	Dept ID	Prog	Acct	Fund Aff	Op Unit	Account Desc	FY 2024			FY 2025			FY 2026			
							Co. Exec Rec	Revised Bud Rec	Increase/ (Decrease)	Co. Exec Rec	Revised Bud Rec	Increase/ (Decrease)	Co Exec Rec	Revised Bud Rec	Increase/ (Decrease)	
Health and Human Services							Correct budget for entries with incorrect account strings.									
<u>Revenue</u>																
FND11007	CCN1060241	PRG133990	RC610313			Federal Operating Grants	\$ 16,124,928	\$ 16,104,773	\$ (20,155)	\$ 16,104,773	\$ 16,104,773	\$ -	\$ 16,104,773	\$ 16,104,773	\$ -	
GRN-1004038																
Total Revenues							<u>\$ 16,124,928</u>	<u>\$ 16,104,773</u>	<u>\$ (20,155)</u>	<u>\$ 16,104,773</u>	<u>\$ 16,104,773</u>	<u>\$ -</u>	<u>\$ 16,104,773</u>	<u>\$ 16,104,773</u>	<u>\$ -</u>	
<u>Expenditures</u>																
FND11007	CCN9010101	PRG196030	SC796500			Budget Equity Adjustments	\$ 206,050	\$ -	\$ (206,050)	\$ 206,051	\$ -	\$ (206,051)	\$ 206,050	\$ -	\$ (206,050)	
FND11007	CCN1060241	PRG133390	SC702010			Salaries Regular	5,805,944	5,941,069	135,125	5,786,797	5,941,069	154,272	5,786,797	5,941,069	154,272	
FND11007	CCN1060241	PRG133390	SC722740			Fringe Benefits Expense	2,889,504	2,940,274	50,770	2,888,496	2,940,275	51,779	2,888,496	2,940,274	51,778	
Total Expenditures							<u>\$ 8,901,498</u>	<u>\$ 8,881,343</u>	<u>\$ (20,155)</u>	<u>\$ 8,881,344</u>	<u>\$ -</u>	<u>\$ -</u>	<u>\$ 8,881,343</u>	<u>\$ -</u>	<u>\$ -</u>	
Total Effect on Revenue Summary																
Total Effect on General Fund Planned Use of Fund Balance																
							\$ -				\$ -				\$ -	
							\$ -				\$ -				\$ -	

**OAKLAND COUNTY, MICHIGAN
AMENDMENT TO THE COUNTY EXECUTIVE'S RECOMMENDATION**

Fund	Dept ID	Prog	Acct	Fund Aff	Op Unit	Account Desc	FY 2024			FY 2025			FY 2026				
							Co. Exec Rec	Revised Bud Rec	Increase/ (Decrease)	Co. Exec Rec	Revised Bud Rec	Increase/ (Decrease)	Co Exec Rec	Revised Bud Rec	Increase/ (Decrease)		
Economic Development							Correcting entry to adjust Reimbursement Salaries for FY2024 - FY 2026 planned salary and fringe benefit increases.										
<u>Revenue</u>																	
FND21184	CCN1090305	PRG171100	RC631869			Reimbursement Salaries	\$ 630,598	\$ 696,570	\$ 65,972	\$ 630,598	\$ 696,570	\$ 65,972	\$ 630,598	\$ 696,570	\$ 65,972		
FND21184	CCN1090305	PRG171100	RC665882			Planned Use Fund Balance	65,972	-	(65,972)	65,972	-	(65,972)	65,972	-	(65,972)		
Total Revenues							<u>\$ 696,570</u>	<u>\$ 696,570</u>	<u>\$ -</u>	<u>\$ 696,570</u>	<u>\$ 696,570</u>	<u>\$ -</u>	<u>\$ 696,570</u>	<u>\$ 696,570</u>	<u>\$ -</u>		
<u>Expenditures</u>																	
Total Expenditures							\$ -	\$ -	\$ -	\$ -	\$ -	\$ -	\$ -	\$ -	\$ -	\$ -	
Total Effect on Revenue Summary									\$ -			\$ -			\$ -		
Total Effect on General Fund Planned Use of Fund Balance									\$ -			\$ -			\$ -		

**OAKLAND COUNTY, MICHIGAN
AMENDMENT TO THE COUNTY EXECUTIVE'S RECOMMENDATION**

Fund	Dept ID	Prog	Acct	Fund Aff	Op Unit	Account Desc	FY 2024			FY 2025			FY 2026			
							Co. Exec Rec	Revised Bud Rec	Increase/ (Decrease)	Co. Exec Rec	Revised Bud Rec	Increase/ (Decrease)	Co Exec Rec	Revised Bud Rec	Increase/ (Decrease)	
Economic Development							Correcting entry to adjust budget for FY2024 - FY2026 planned increases in Salary and Fringes Benefits.									
<u>Revenue</u>																
FND11004	CCN1090701	PRG170010	RC665882			Planned Use Fund Balance	\$ 94,984	\$ -	\$ (94,984)	\$ 94,984	\$ -	\$ (94,984)	\$ 94,984	\$ -	\$ (94,984)	
Total Revenues							\$ 94,984	\$ -	\$ (94,984)	\$ 94,984	\$ -	\$ (94,984)	\$ 94,984	\$ -	\$ (94,984)	
<u>Expenditures</u>																
FND11004	CCN1090701	PRG170010	SC731465			Program	\$14,070,533	\$13,975,549	\$ (94,984)	\$14,070,533	\$13,975,549	\$ (94,984)	\$14,070,533	\$13,975,549	\$ (94,984)	
Total Expenditures							\$14,070,533	\$13,975,549	\$ (94,984)	\$14,070,533	\$13,975,549	\$ (94,984)	\$14,070,533	\$13,975,549	\$ (94,984)	
Total Effect on Revenue Summary																
Total Effect on General Fund Planned Use of Fund Balance																
							\$ -			\$ -			\$ -			
							\$ -			\$ -			\$ -			

**OAKLAND COUNTY, MICHIGAN
AMENDMENT TO THE COUNTY EXECUTIVE'S RECOMMENDATION**

Fund	Dept ID	Prog	Acct	Fund Aff	Op Unit	Account Desc	FY 2024			FY 2025			FY 2026			
							Co. Exec Rec	Revised Bud Rec	Increase/ (Decrease)	Co. Exec Rec	Revised Bud Rec	Increase/ (Decrease)	Co Exec Rec	Revised Bud Rec	Increase/ (Decrease)	
Economic Development- County Airports (#56500)							To correct budget entry for County Airport's Reimburse US Customs Service; incorrect amount was budgeted in error.									
Revenue																
FND56500	CCN1090501	PRG154090	RC631897			Reimb US Customs Service	\$ 200,000	\$ 550,000	\$ 350,000	\$ 200,000	\$ 550,000	\$ 350,000	\$ 200,000	\$ 550,000	\$ 350,000	
FND56500	CCN1090501	PRG154090	RC665882			Planned Use of Fund Balance	1,980,146	1,630,146	(350,000)	2,534,233	2,184,233	(350,000)	4,352,045	4,002,045	(350,000)	
Total Revenues							<u>\$ 2,180,146</u>	<u>\$ 2,180,146</u>	<u>\$ -</u>	<u>\$ 2,734,233</u>	<u>\$ 2,734,233</u>	<u>\$ -</u>	<u>\$ 4,552,045</u>	<u>\$ 4,552,045</u>	<u>\$ -</u>	
Total Effect on Revenue Summary																
Total Effect on General Fund Planned Use of Fund Balance																

**OAKLAND COUNTY, MICHIGAN
AMENDMENT TO THE COUNTY EXECUTIVE'S RECOMMENDATION**

Fund	Dept ID	Prog	Acct	Fund Aff	Op Unit	Account Desc	FY 2024			FY 2025			FY 2026		
							Co. Exec Rec	Revised Bud Rec	Increase/ (Decrease)	Co. Exec Rec	Revised Bud Rec	Increase/ (Decrease)	Co Exec Rec	Revised Bud Rec	Increase/ (Decrease)

Board of Commissioners

Reallocate budget by splitting the Special Projects line-item budget and reallocating one-half to Sponsorship expenditure account.

<u>Expenditures</u>															
Fund	Dept ID	Prog	Acct	Fund Aff	Op Unit	Account Desc	FY 2024 Co. Exec Rec	FY 2024 Revised Bud Rec	FY 2024 Increase/ (Decrease)	FY 2025 Co. Exec Rec	FY 2025 Revised Bud Rec	FY 2025 Increase/ (Decrease)	FY 2026 Co Exec Rec	FY 2026 Revised Bud Rec	FY 2026 Increase/ (Decrease)
FND10100	CCN5010101	PRG180010	SC731822			Special Projects	\$ 351,266	\$ 175,633	\$ (175,633)	\$ 351,266	\$ 175,633	\$ (175,633)	\$ 351,266	\$ 175,633	\$ (175,633)
FND10100	CCN5010101	PRG180010	SC731836			Sponsorship	-	175,633	175,633	-	175,633	175,633	-	175,633	175,633
Total Expenditures							<u>\$ 351,266</u>	<u>\$ 351,266</u>	<u>\$ -</u>	<u>\$ 351,266</u>	<u>\$ 351,266</u>	<u>\$ -</u>	<u>\$ 351,266</u>	<u>\$ 351,266</u>	<u>\$ -</u>

Total Effect on Revenue Summary

\$ -

\$ -

\$ -

Total Effect on General Fund Planned Use of Fund Balance

\$ -

\$ -

\$ -

**OAKLAND COUNTY, MICHIGAN
AMENDMENT TO THE COUNTY EXECUTIVE'S RECOMMENDATION**

Fund	Dept ID	Prog	Acct	Fund Aff	Op Unit	Account Desc	FY 2024			FY 2025			FY 2026		
							Co. Exec Rec	Revised Bud Rec	Increase/ (Decrease)	Co. Exec Rec	Revised Bud Rec	Increase/ (Decrease)	Co Exec Rec	Revised Bud Rec	Increase/ (Decrease)

Board of Commissioners

To increase Historical Commission line-item budget for outreach and expansion activities.

<u>Expenditures</u>															
Fund	Dept ID	Prog	Acct	Fund Aff	Op Unit	Account Desc	FY 2024 Co. Exec Rec	FY 2024 Revised Bud Rec	FY 2024 Increase/ (Decrease)	FY 2025 Co. Exec Rec	FY 2025 Revised Bud Rec	FY 2025 Increase/ (Decrease)	FY 2026 Co Exec Rec	FY 2026 Revised Bud Rec	FY 2026 Increase/ (Decrease)
FND10100	CCN5010101	PRG180010	SC730856			Historical Commission	\$ 7,950	\$ 9,900	\$ 1,950	\$ 7,950	\$ 9,900	\$ 1,950	\$ 7,950	\$ 9,900	\$ 1,950
FND10100	CCN9090901	PRG196030	SC730359			Contingency	1,350,000	1,348,050	(1,950)	3,650,000	3,648,050	(1,950)	4,150,000	4,148,050	(1,950)
Total Expenditures							\$ 1,357,950	\$ 1,357,950	\$ -	\$ 3,657,950	\$ 3,657,950	\$ -	\$ 4,157,950	\$ 4,157,950	\$ -

Total Effect on Revenue Summary

\$ -

\$ -

\$ -

Total Effect on General Fund Planned Use of Fund Balance

\$ -

\$ -

\$ -

**OAKLAND COUNTY, MICHIGAN
AMENDMENT TO THE COUNTY EXECUTIVE'S RECOMMENDATION**

Fund	Dept ID	Prog	Acct	Fund Aff	Op Unit	Account Desc	FY 2024			FY 2025			FY 2026		
							Co. Exec Rec	Revised Bud Rec	Increase/ (Decrease)	Co. Exec Rec	Revised Bud Rec	Increase/ (Decrease)	Co Exec Rec	Revised Bud Rec	Increase/ (Decrease)

Clerk/Register of Deeds & Department of Public Communications

To reallocate County Directory line item expense budget from Clerk/Register of Deeds Department to Department of Public Communications.

<u>Expenditures</u>						
FND10100	CCN2010101	PRG180000	SC731395		Printing County Directory	\$ 11,800 \$ - \$ (11,800) \$ 11,800 \$ - \$ (11,800) \$ 11,800 \$ - \$ (11,800)
FND10100	CCN1210101	PRG181000	SC731395		Printing County Directory	- 11,800 11,800 - 11,800 11,800 - 11,800 11,800
Total Expenditures						\$ 11,800 \$ 11,800 \$ - \$ 11,800 \$ 11,800 \$ - \$ 11,800 \$ 11,800 \$ -

Total Effect on Revenue Summary

Total Effect on General Fund Planned Use of Fund Balance

\$ -	\$ -	\$ -
\$ -	\$ -	\$ -



AMENDMENT

IN RE: Tri-Party Road Improvement Program

BE IT FURTHER RESOLVED the FY 2024-2026 Finance Committee Recommended Budget, presented on September 21, 2023, be amended to appropriate funding in the amount of \$2,000,000 to the General Fund/General Purpose Non-Departmental Transfers (909) Road Comm Tri-Party Account (740135) for the Tri-Party Road Improvement Program with the intended purpose to assist Oakland County's cities, villages and townships with the construction, maintenance and repair of roads under the supervision, direction and control of the Road Commission for Oakland County (RCOC). Release of funding for program appropriation will require a separate resolution.

VOTE TRACKING - Board of Commissioners

Motioned by: Commissioner Gwen Markham

Seconded by: Commissioner Philip Weipert

Yes: David Woodward, Michael Spisz, Karen Joliat, Kristen Nelson, Christine Long, Robert Hoffman, Philip Weipert, Gwen Markham, Angela Powell, Marcia Gershenson, Janet Jackson, Yolanda Smith Charles, Charles Cavell, Brendan Johnson, Ajay Raman (15)

No: None (0)

Abstain: None (0)

Absent: (0)

Passed



AMENDMENT

IN RE: Township Special Assessment District (SAD) Road Repair Partnership with Road Commission for Oakland County

BE IT FURTHER RESOLVED the FY 2024-2026 Finance Committee Recommended Budget, presented on September 21, 2023, be amended to assign \$2,000,000 with the FY 2023 Year End Report from Assigned Fund Balance Strategic Investment Plan (GL Account 383554) to the Township Special Assessment District Road Repair Partnership Program Assigned Fund (GL Account) for Township subdivision road repairs in partnership with the Oakland County Road Commission. Fund Balance Assignments require a separate resolution for program appropriation.

VOTE TRACKING - Board of Commissioners

Motioned by: Commissioner Karen Joliat

Seconded by: Commissioner Ajay Raman

Yes: David Woodward, Michael Spisz, Karen Joliat, Kristen Nelson, Christine Long, Robert Hoffman, Philip Weipert, Gwen Markham, Angela Powell, Marcia Gershenson, Janet Jackson, Yolanda Smith Charles, Charles Cavell, Brendan Johnson, Ajay Raman (15)

No: None (0)

Abstain: None (0)

Absent: (0)

Passed



AMENDMENT

IN RE: Local Road Improvement Program (LRIP)

BE IT FURTHER RESOLVED the FY 2024-2026 Finance Committee Recommended Budget, presented on September 21, 2023, be amended by appropriating \$2,000,000 from Assigned Fund Balance Strategic Investment Plan (GL Account 33554) to the General Fund/General Purpose Non-Departmental Transfers (909) Local Road Funding Program Account (740085) for the Local Road Improvement Matching Program with the intended purpose to continue an effective means of economic development and improve the overall quality of life for Oakland County Residents. Release of funding for program appropriation will require a separate resolution.

VOTE TRACKING - Board of Commissioners

Motioned by: Commissioner Gwen Markham

Seconded by: Commissioner Christine Long

Yes: David Woodward, Michael Spisz, Karen Joliat, Kristen Nelson, Christine Long, Robert Hoffman, Philip Weipert, Gwen Markham, Angela Powell, Marcia Gershenson, Janet Jackson, Yolanda Smith Charles, Charles Cavell, Brendan Johnson, Ajay Raman (15)

No: None (0)

Abstain: None (0)

Absent: (0)

Passed



AMENDMENT

IN RE: Suspension of Drain Fees Paid by Oakland County for the Road Commission for Oakland County (RCOC)

BE IT FURTHER RESOLVED the FY 2024-2026 Finance Committee Recommended Budget, presented on September 21, 2023, be amended to adjust the Non-Departmental budget by \$850,000 for FY 2024 to decrease Drain Assessments Current expenditure line item account (#740044) and offset by a decrease of \$825,000 to the FY 2024 Planned Use of Fund Balance revenue line item account (#665882), and an increase of \$25,000 to the FY 2024 Transfers Out expenditure line item account (#788001) for the Safer Communities Fund; further, to assign with the FY 2023 Year End Report in Assigned Fund Balance accounts the following: \$725,000 for Taser Replacement Program and \$100,000 for Audits of Performance Contracts. Fund Balance assignments require a separate resolution for appropriation.

VOTE TRACKING - Board of Commissioners

Motioned by: Commissioner Charles Cavell

Seconded by: Commissioner Yolanda Smith Charles

Yes: David Woodward, Michael Spisz, Karen Joliat, Kristen Nelson, Christine Long, Robert Hoffman, Philip Weipert, Gwen Markham, Angela Powell, Marcia Gershenson, Janet Jackson, Yolanda Smith Charles, Charles Cavell, Ajay Raman (14)

No: None (0)

Abstain: None (0)

Absent: (0)

Passed



AMENDMENT

IN RE: Spisz Amendment #1

amend to increase the fees associated with cats and kittens to match the fees for puppies and dogs.

VOTE TRACKING - Board of Commissioners

Motioned by: Commissioner Michael Spisz

Seconded by: Commissioner Charles Cavell

Yes: David Woodward, Michael Spisz, Karen Joliat, Kristen Nelson, Robert Hoffman, Gwen Markham, Angela Powell, Marcia Gershenson, Janet Jackson, Charles Cavell, Brendan Johnson, Ajay Raman (12)

No: Christine Long, Philip Weipert, Yolanda Smith Charles (3)

Abstain: None (0)

Absent: (0)

Passed

County of Oakland
Animal Care Center
FY 2024 - FY 2026
Fee Schedule

Kittens (Under 4 months)

Adoption Fee	\$	47.00
Vaccinations	\$	17.00
Sterilization Fee	\$	50.00

Total	\$	114.00
-------	----	--------

Puppies (under 4 months)

Adoption Fee	\$	47.00
Vaccinations	\$	17.00
Sterilization Fee	\$	50.00

Total	\$	114.00
-------	----	--------

Cats (4 months and over)

Adoption Fee	\$	47.00
Vaccinations	\$	32.00
Sterilization Fee	\$	50.00

Total	\$	114.00
-------	----	--------

Dogs (4 months and over)

License Fee	\$	20.00
Adoption Fee	\$	47.00
Vaccinations	\$	32.00
Sterilization Fee	\$	50.00

Total	\$	144.00
-------	----	--------

License Fees (effective January 1, 2024)

One-Year

	Standard	Senior	Delinquent	Senior/Delinquent
Spayed/Neutered	\$ 20.00	\$ 19.00	\$ 45.00	\$ 45.00
Male/Female (unaltered)	\$ 35.00	\$ 33.00	\$ 45.00	\$ 45.00

Three-Year

Spayed/Neutered	\$ 55.00	\$ 52.00	\$ 70.00	\$ 67.00
Male/Female (unaltered)	\$ 100.00	\$ 94.00	\$ 115.00	\$ 109.00



AMENDMENT

IN RE: Animal Control License Fee Schedule

BE IT FURTHER RESOLVED the FY 2024-2026 Finance Committee Recommended Budget, presented on September 21, 2023, be amended to approve the Animal Care Center 2024 – 2026 Fee Schedule and appropriate an increase of \$275,000 in the Public Services Department, Animal Control Division - Sale of Licenses revenue line-item account (#631988) with a corresponding increase in the Non-Departmental Transfers Contingency expenditure line-item account (#730359).

VOTE TRACKING - Board of Commissioners

Motioned by: Commissioner Ajay Raman

Seconded by: Commissioner Charles Cavell

Yes: David Woodward, Michael Spisz, Karen Joliat, Kristen Nelson, Robert Hoffman, Gwen Markham, Angela Powell, Marcia Gershenson, Janet Jackson, Charles Cavell, Brendan Johnson, Ajay Raman (12)

No: Christine Long, Philip Weipert, Yolanda Smith Charles (3)

Abstain: None (0)

Absent: (0)

Passed

County of Oakland
Animal Care Center
FY 2024 - FY 2026
Fee Schedule

Kittens (Under 4 months)

Adoption Fee	\$	47.00
Vaccinations	\$	17.00
Sterilization Fee	\$	50.00

Total	\$	114.00
-------	----	--------

Puppies (under 4 months)

Adoption Fee	\$	47.00
Vaccinations	\$	17.00
Sterilization Fee	\$	50.00

Total	\$	114.00
-------	----	--------

Cats (4 months and over)

Adoption Fee	\$	47.00
Vaccinations	\$	32.00
Sterilization Fee	\$	50.00

Total	\$	114.00
-------	----	--------

Dogs (4 months and over)

License Fee	\$	20.00
Adoption Fee	\$	47.00
Vaccinations	\$	32.00
Sterilization Fee	\$	50.00

Total	\$	144.00
-------	----	--------

License Fees (effective January 1, 2024)

One-Year

	Standard	Senior	Delinquent	Senior/Delinquent
Spayed/Neutered	\$ 20.00	\$ 19.00	\$ 45.00	\$ 45.00
Male/Female (unaltered)	\$ 35.00	\$ 33.00	\$ 45.00	\$ 45.00

Three-Year

Spayed/Neutered	\$ 55.00	\$ 52.00	\$ 70.00	\$ 67.00
Male/Female (unaltered)	\$ 100.00	\$ 94.00	\$ 115.00	\$ 109.00