



Investment & Economic Impact 2023 STATISTICS

The following data summarizes the annual investment and economic impact in Main Street Oakland County (MSOC) Select Level communities for 2023.*

\$88,266,167

New Annual Public and Private Investment:

\$8,826,967 - Public

Streets, streetscape, pedestrian amenities, sewer, parking, signage, lighting, grants, events, marketing and program management

\$79,439,200 - Private

Buildings, building rehabs, façades, parking, site and interior business improvements



249 Net new full-time jobs created



185 Net new businesses established

\$483,114 Cash Sponsorships

Donated to MSOC community programs

**MSOC compiles this data annually and reports it to the National Main Street Center (Chicago).*



15,291 Volunteer Hours

Invested in organization, promotion, design and economic development committee projects, tasks, activities and events by committee members, residents, businesses and property owners



252,558 sq. ft. New floor space constructed



44 New housing units constructed



123 Buildings rehabilitated



491 Special events held in MSOC program communities, including festivals and retail events that draw visitors to the downtowns and support local businesses

MainStreetOaklandCounty.com

@AdvantageOak | #OaklandCounty

All ways, MOVING FORWARD



DAVID COULTER
OAKLAND COUNTY EXECUTIVE



Investment & Economic Impact 2001-2023 STATISTICS

The following data summarizes the cumulative investment and economic impact in Main Street Oakland County (MSOC) Select Level communities from 2001 through 2023.*

\$967,452,702

Cumulative Public and Private Investment:

\$222,206,704 - Public

Streets, streetscape, pedestrian amenities, sewer, parking, signage, lighting, grants, events, marketing and program management

\$745,245,998 - Private

Buildings, building rehabs, façades, parking, site and interior business improvements

 **8,182** Net new full-time jobs created

 **2,759** Net new businesses established


\$12,244,677 Cash Sponsorships


Donated to MSOC community programs


**MSOC compiles this data annually and reports it to the National Main Street Center (Chicago).*




 **508,575 Volunteer Hours** Invested in organization, promotion, design and economic development committee projects, tasks, activities and events by committee members, residents, businesses and property owners

 **4,177,107 sq. ft.** New floor space constructed

 **1,233** New housing units constructed

 **2,841** Buildings rehabilitated

 **6,750** Special events held in MSOC program communities, including festivals and retail events that draw visitors to the downtowns and support local businesses

MainStreetOaklandCounty.com

  @AdvantageOak | #OaklandCounty

All ways, MOVING FORWARD

