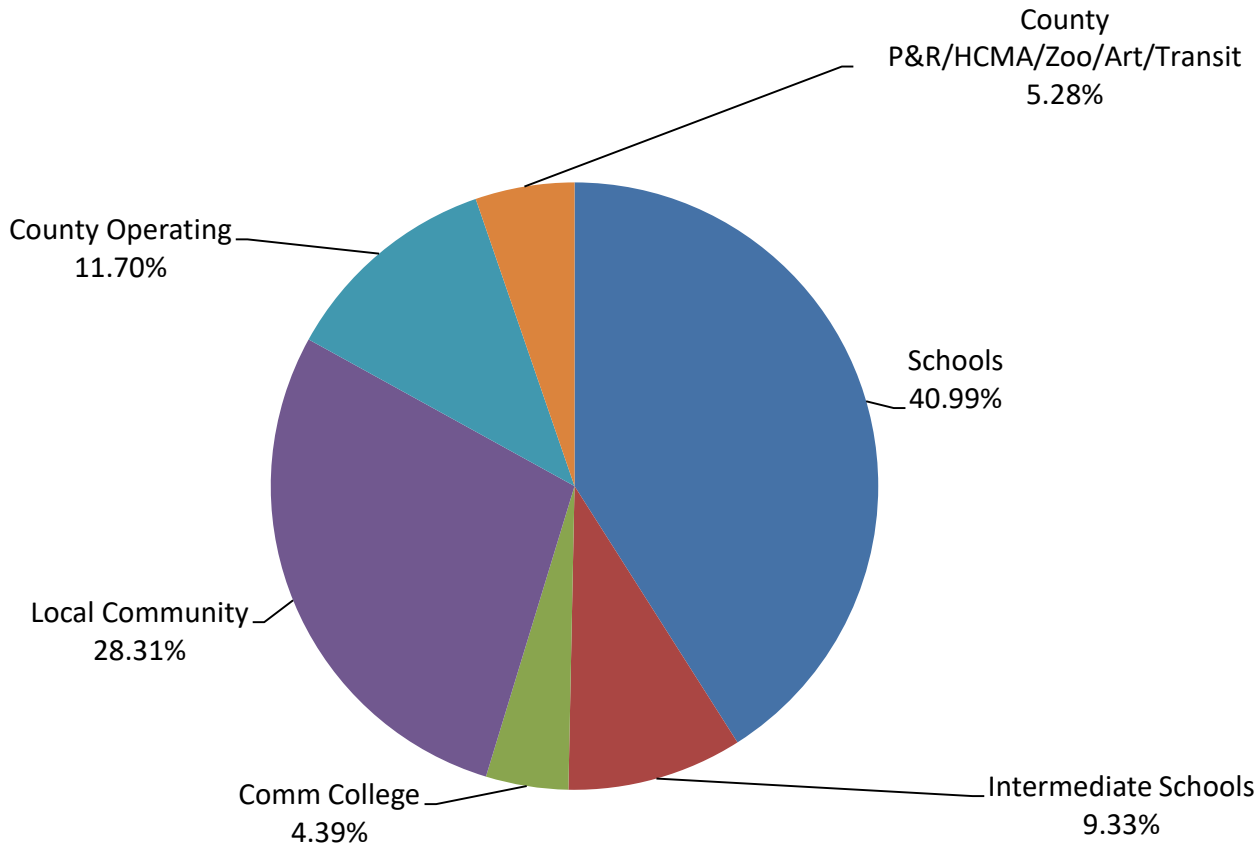


	Schools	Intermediate Schools	Community College	Local Community	Operations	County ART/TRANSIT	County P&R/HCMA/ZOO
Average Taxable Value†	\$217,450						
<i>Rate</i>	13.9000	3.1658	1.4891	9.6011	3.9686	1.7891	
<i>Tax Dollars</i>	\$3,022.56	\$688.40	\$323.80	\$2,087.76	\$862.97	\$389.04	
*Oxford Schools	40.99%	9.33%	4.39%	28.31%	11.70%	5.28%	

Township of Addison



†Average Taxable Value represents 50% of the average sales price for recent sales in the community.

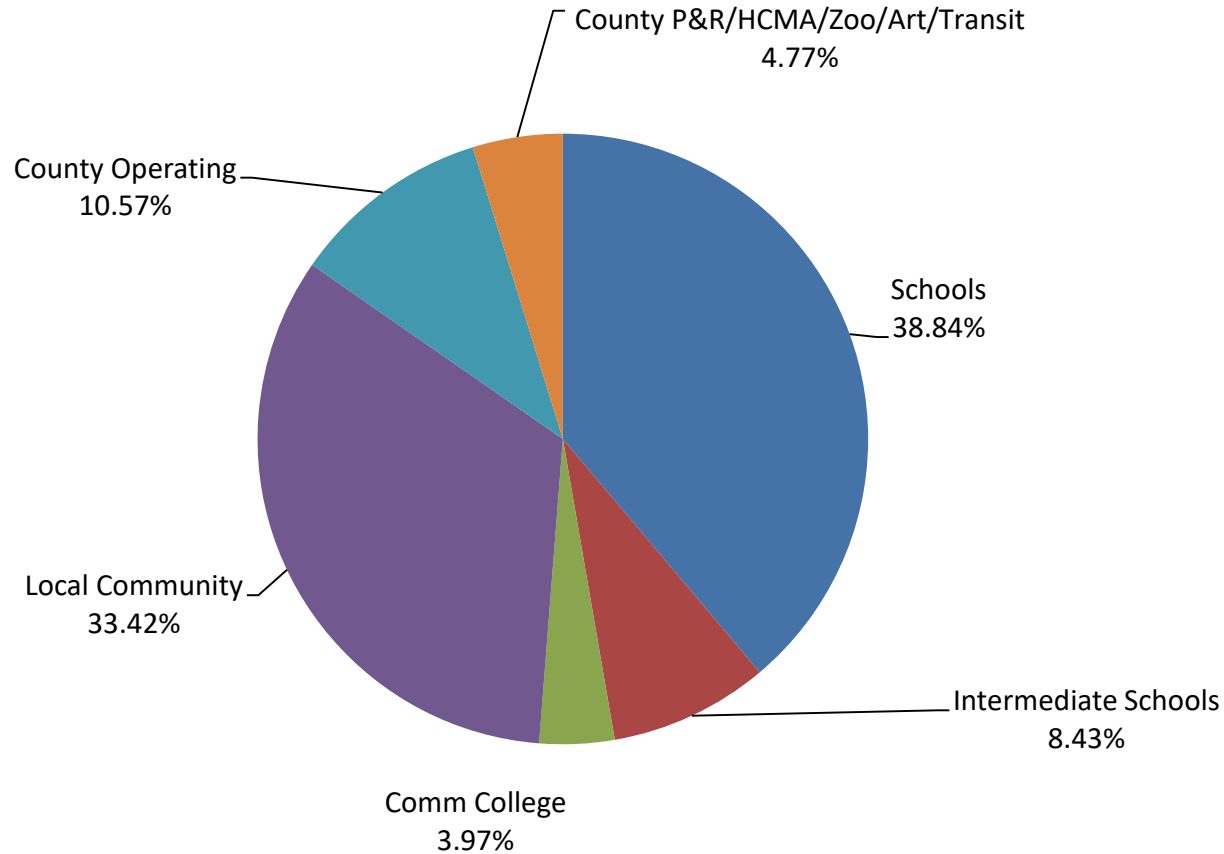
*Schools values are calculated using the predominate school district for the community.

Average
Taxable Value† \$262,500

	Schools	Intermediate Schools	Community College	Local Community	Operations	County P&R/ART/TRANSIT	County P&R/HCMA/ZOO
<i>Rate</i>	14.5814	3.1658	1.4891	12.5448	3.9686	1.7891	
<i>Tax Dollars</i>	\$3,827.62	\$831.02	\$390.89	\$3,293.01	\$1,041.76	\$469.64	
<i>Percentage</i>	38.84%	8.43%	3.97%	33.42%	10.57%	4.77%	

*Bloomfield Hills Schools

Township of Bloomfield

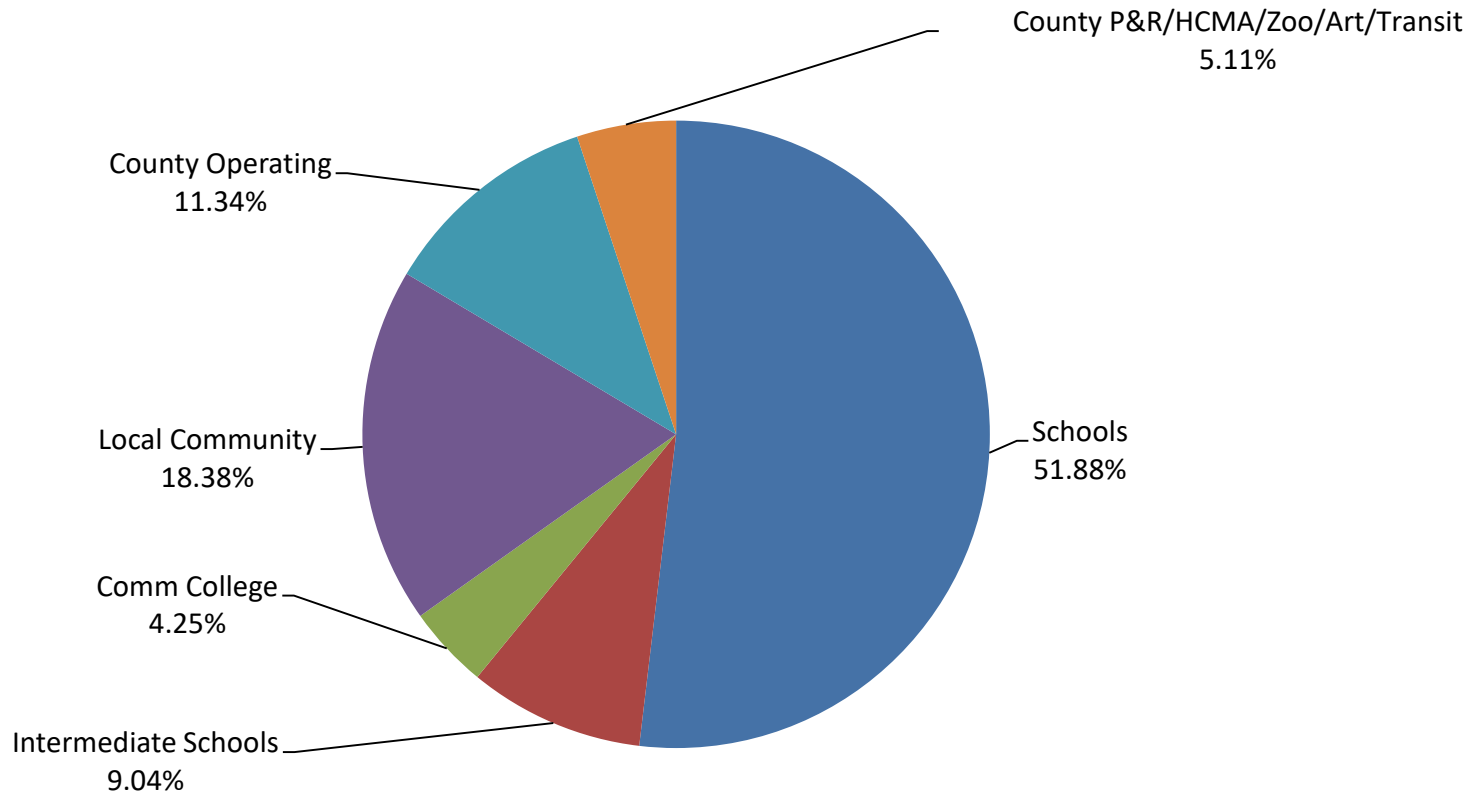


†Average Taxable Value represents 50% of the average sales price for recent sales in the community.

*Schools values are calculated using the predominate school district for the community.

	Schools	Intermediate Schools	Community College	Local Community	Operations	County ART/TRANSIT	County P&R/HCMA/ZOO
Average Taxable Value†	\$175,000						
<i>Rate</i>	18.1600		3.1658	1.4891	6.4327	3.9686	1.7891
<i>Tax Dollars</i>	\$3,178.00		\$554.02	\$260.59	\$1,125.72	\$694.51	\$313.09
*Brandon Schools	<i>Percentage</i>	51.88%	9.04%	4.25%	18.38%	11.34%	5.11%

Township of Brandon

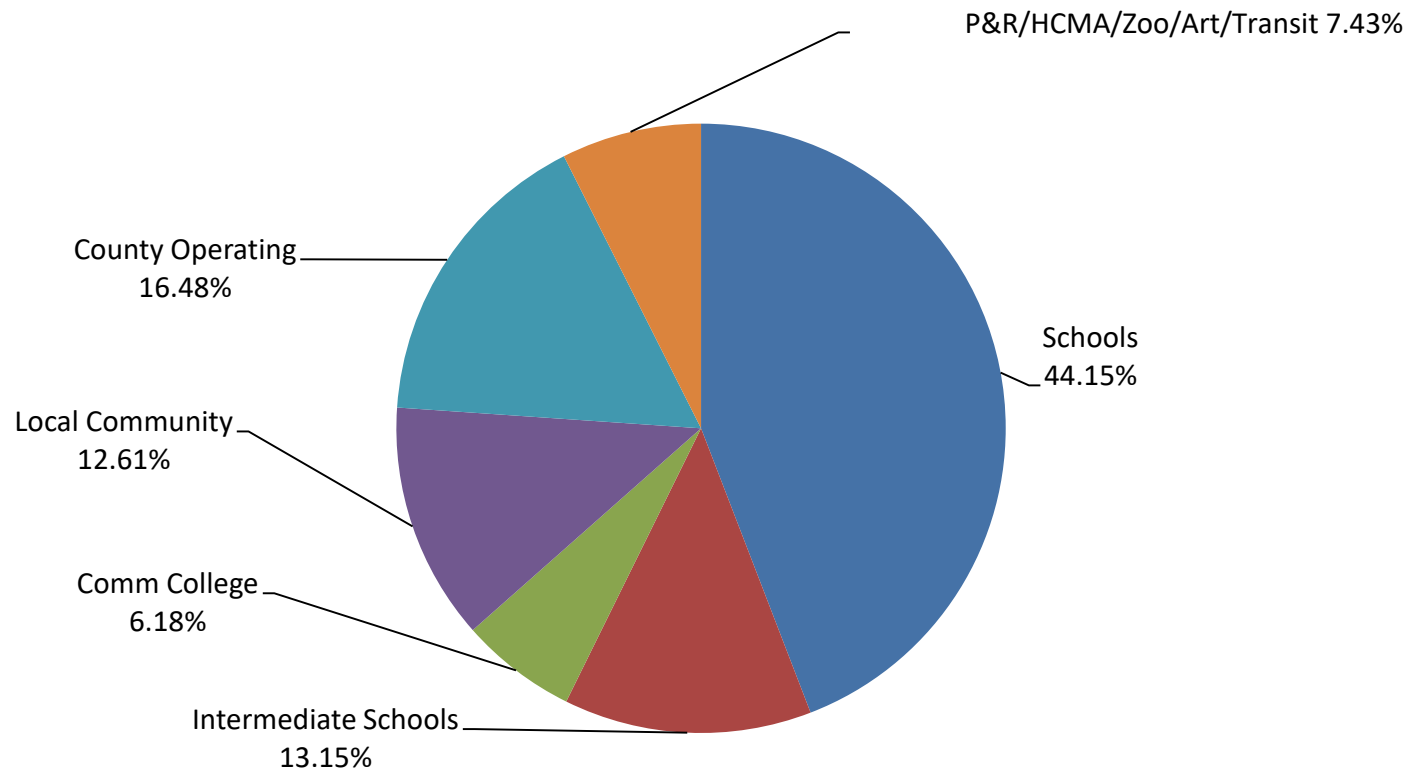


†Average Taxable Value represents 50% of the average sales price for recent sales in the community.

*Schools values are calculated using the predominate school district for the community.

	Schools	Intermediate Schools	Community College	Local Community	Operations	County ART/TRANSIT	County P&R/HCMA/ZOO
Average Taxable Value†	\$170,000						
<i>Rate</i>	10.6300	3.1658	1.4891	3.0363	3.9686	1.7891	
<i>Tax Dollars</i>	\$1,807.10	\$538.19	\$253.15	\$516.17	\$674.66	\$304.15	
*Walled Lake Schools	<i>Percentage</i>	44.15%	13.15%	6.18%	12.61%	16.48%	7.43%

Township of Commerce

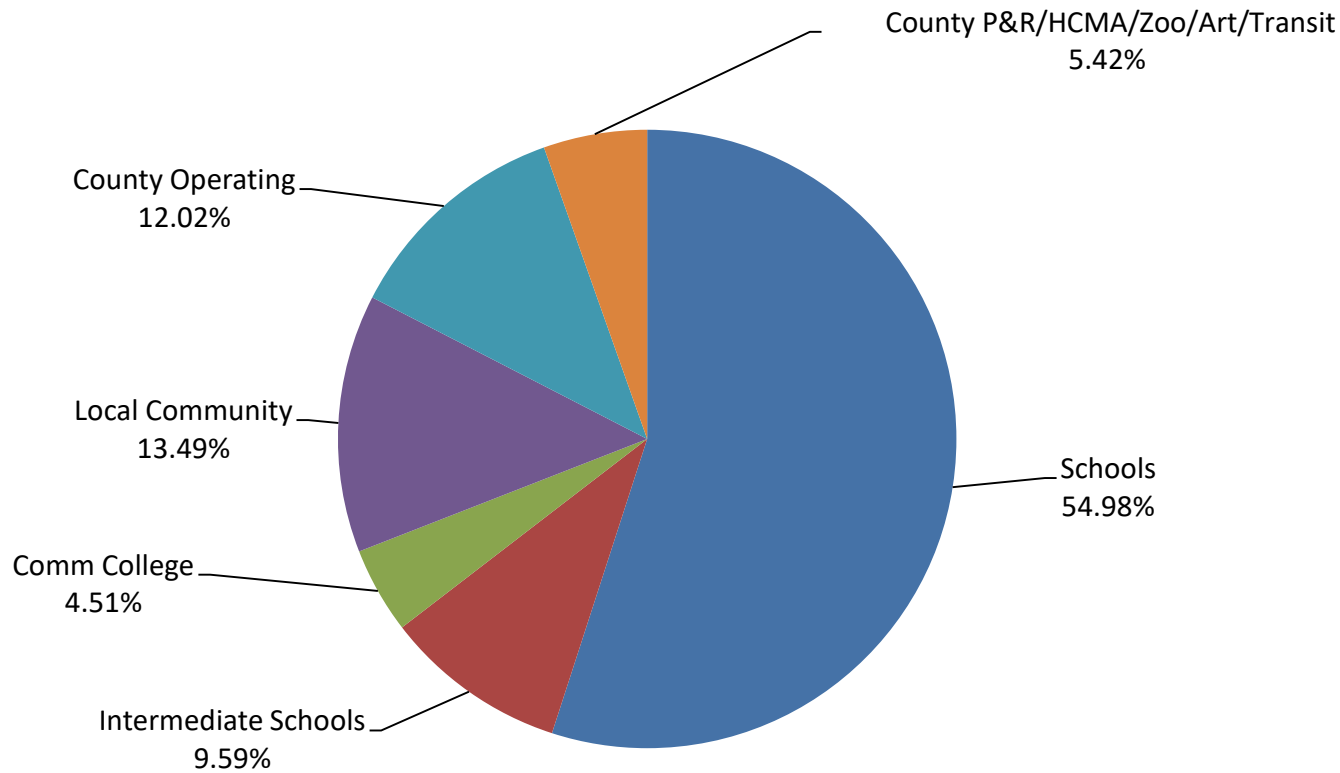


†Average Taxable Value represents 50% of the average sales price for recent sales in the community.

*Schools values are calculated using the predominate school district for the community.

	Schools	Intermediate Schools	Community College	Local Community	County Operations	County P&R/HCMA/ZOO ART/TRANSIT	County
Average Taxable Value†	\$193,625						
<i>Rate</i>	18.1600	3.1658	1.4891	4.4557	3.9686	1.7891	
<i>Tax Dollars</i>	\$3,516.23	\$612.98	\$288.33	\$862.73	\$768.42	\$346.41	
*Brandon Schools	<i>Percentage</i>	54.98%	9.59%	4.51%	13.49%	12.02%	5.42%

Township of Groveland

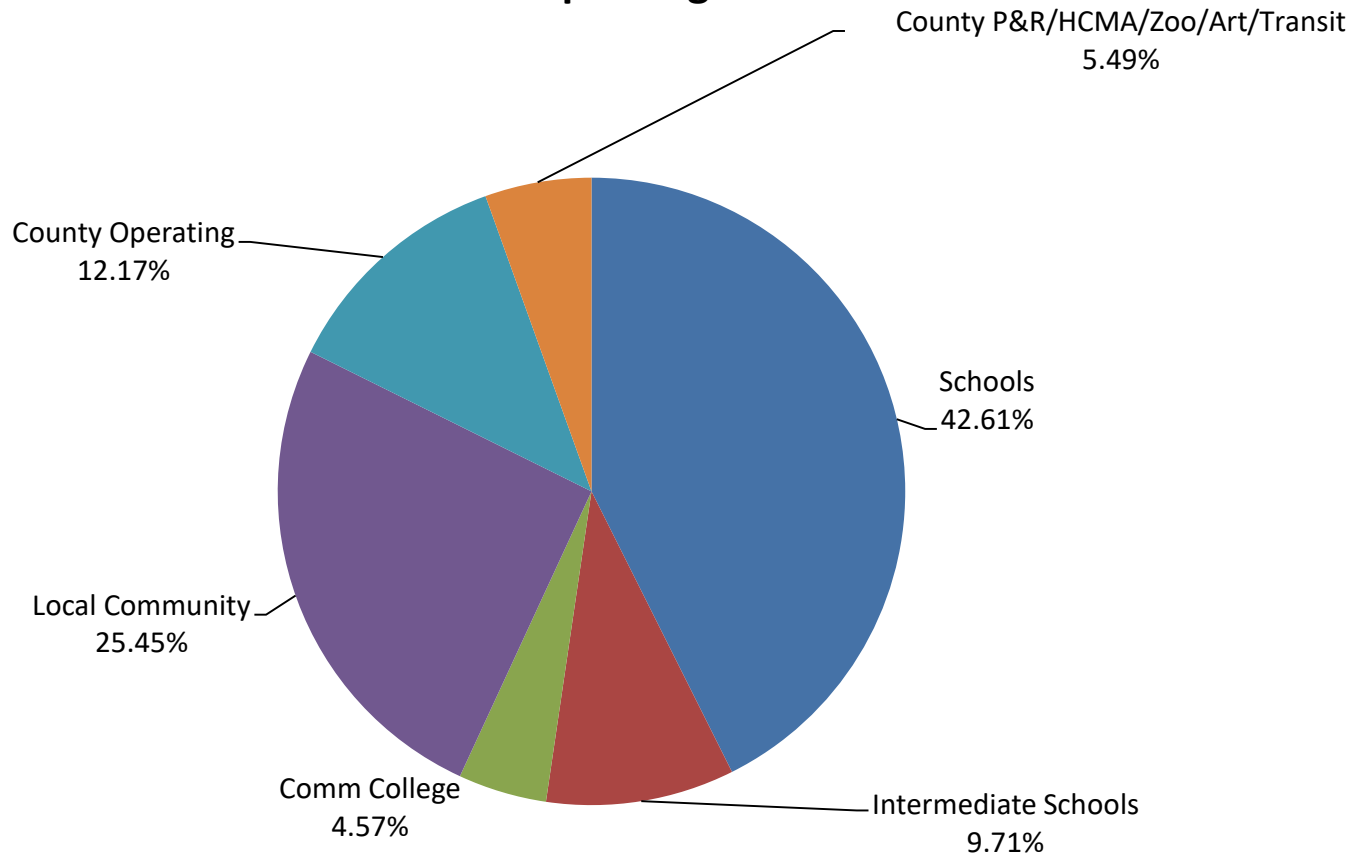


†Average Taxable Value represents 50% of the average sales price for recent sales in the community.

*Schools values are calculated using the predominate school district for the community.

	Schools	Intermediate Schools	Community College	Local Community	Operations	County P&R/ART/TRANSIT	County HCMA/ZOO
Average Taxable Value†	\$171,500						
<i>Rate</i>		13.8904	3.1658	1.4891	8.2960	3.9686	1.7891
<i>Tax Dollars</i>		\$2,382.20	\$542.93	\$255.38	\$1,422.76	\$680.61	\$306.83
*Huron Valley Schools		42.61%	9.71%	4.57%	25.45%	12.17%	5.49%

Township of Highland

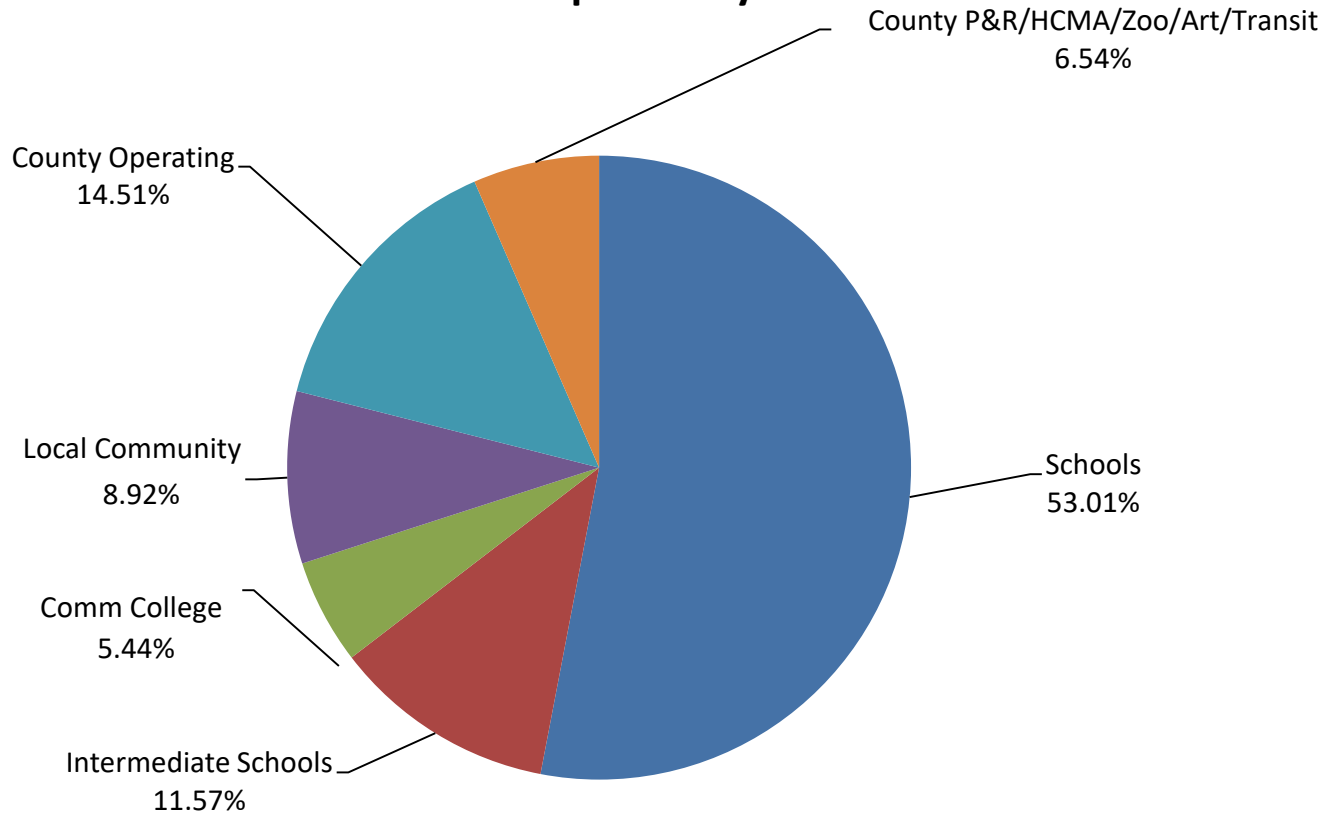


†Average Taxable Value represents 50% of the average sales price for recent sales in the community.

*Schools values are calculated using the predominate school district for the community.

	Schools	Intermediate Schools	Community College	Local Community	Operations	County P&R/HCMA/ZOO ART/TRANSIT	County
Average Taxable Value†	\$150,000						
<i>Rate</i>	14.5000	3.1658	1.4891	2.4408	3.9686	1.7891	
<i>Tax Dollars</i>	\$2,175.00	\$474.87	\$223.37	\$366.12	\$595.29	\$268.37	
*Holly Schools	<i>Percentage</i>	53.01%	11.57%	5.44%	8.92%	14.51%	6.54%

Township of Holly

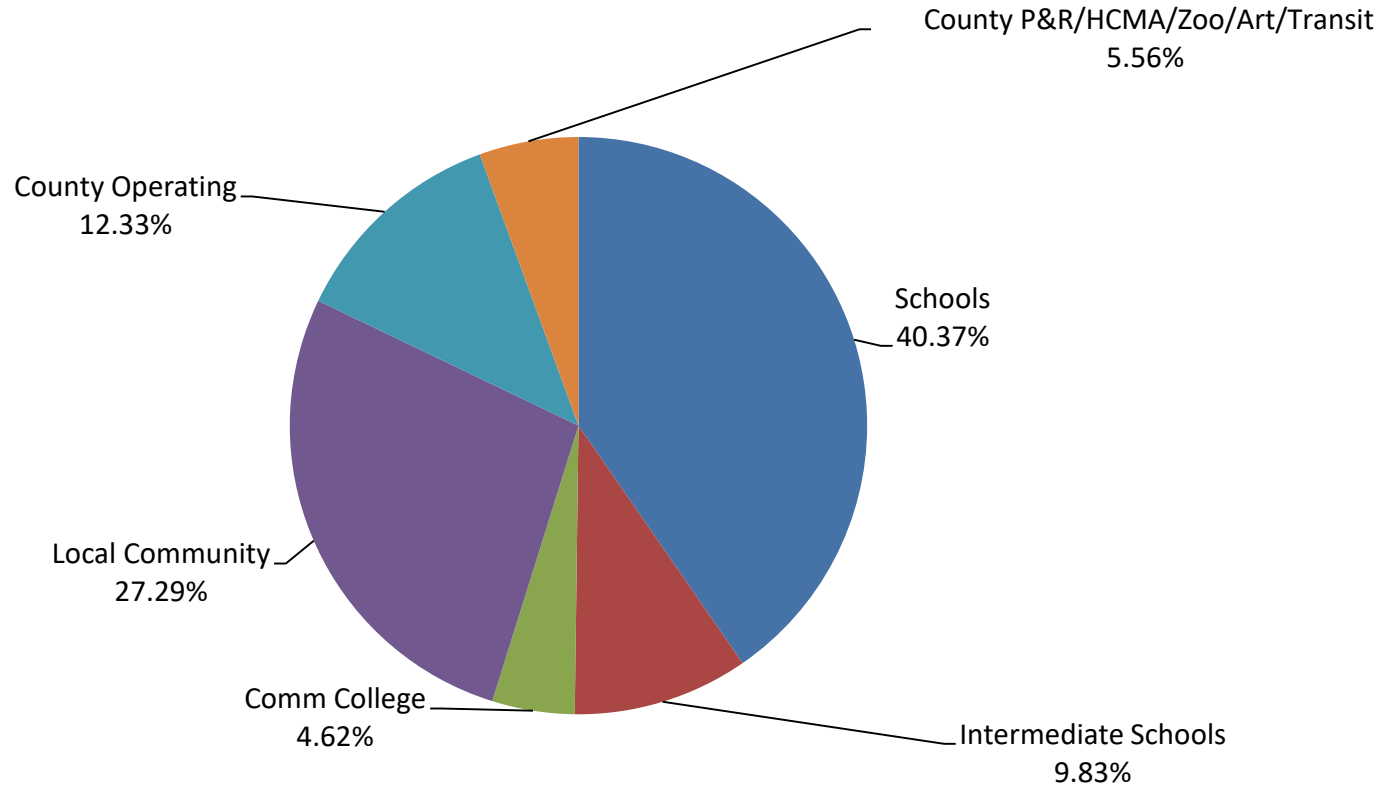


†Average Taxable Value represents 50% of the average sales price for recent sales in the community.

*Schools values are calculated using the predominate school district for the community.

	Schools	Intermediate Schools	Community College	Local Community	Operations	County P&R/HCMA/ZOO ART/TRANSIT	County
Average Taxable Value†	\$180,500						
Rate	13.0000	3.1658	1.4891	8.7864	3.9686	1.7891	
Tax Dollars	\$2,346.50	\$571.43	\$268.78	\$1,585.95	\$716.33	\$322.93	
*Clarkston Schools	Percentage	40.37%	9.83%	4.62%	27.29%	12.33%	5.56%

Township of Independence

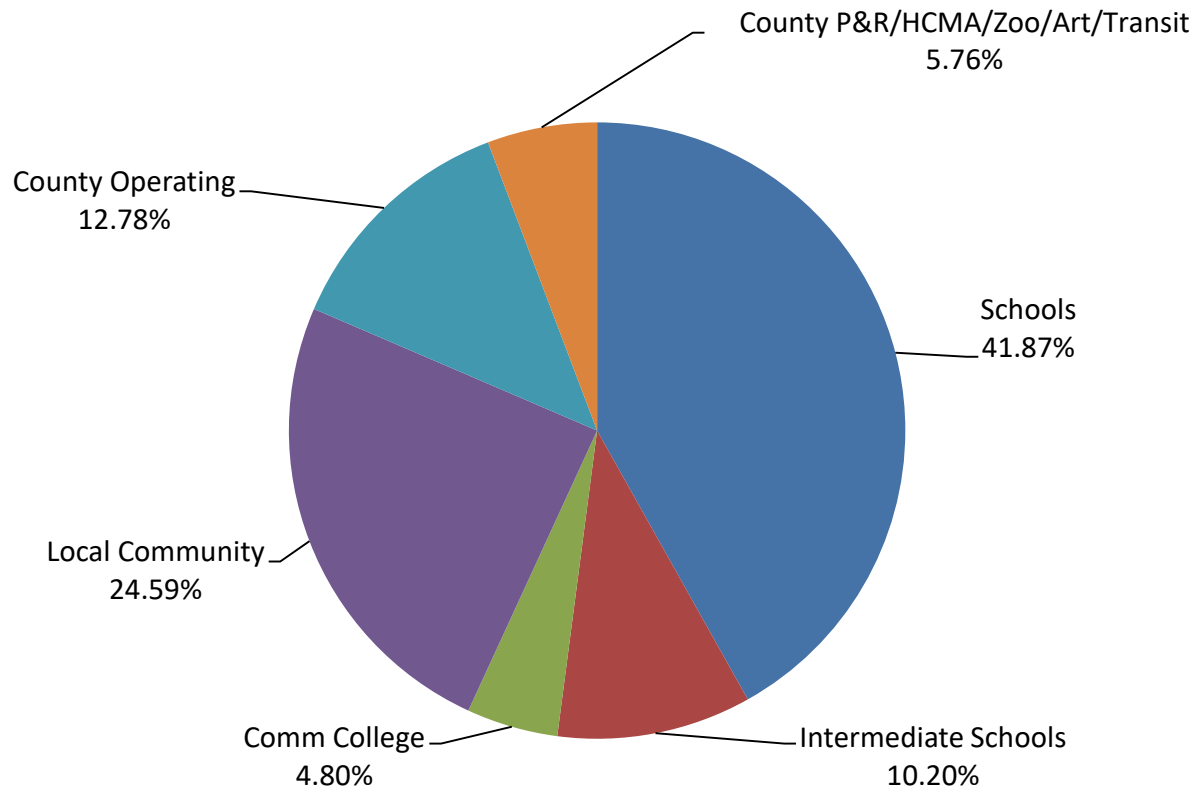


†Average Taxable Value represents 50% of the average sales price for recent sales in the community.

*Schools values are calculated using the predominate school district for the community.

	Schools	Intermediate Schools	Community College	Local Community	Operations	County ART/TRANSIT	County P&R/HCMA/ZOO
Average Taxable Value†	\$267,500						
Rate	13.0000	3.1658	1.4891	7.6364	3.9686	1.7891	
Tax Dollars	\$3,477.50	\$846.85	\$398.33	\$2,042.74	\$1,061.60	\$478.58	
*South Lyon Schools	41.87%	10.20%	4.80%	24.59%	12.78%	5.76%	

Township of Lyon

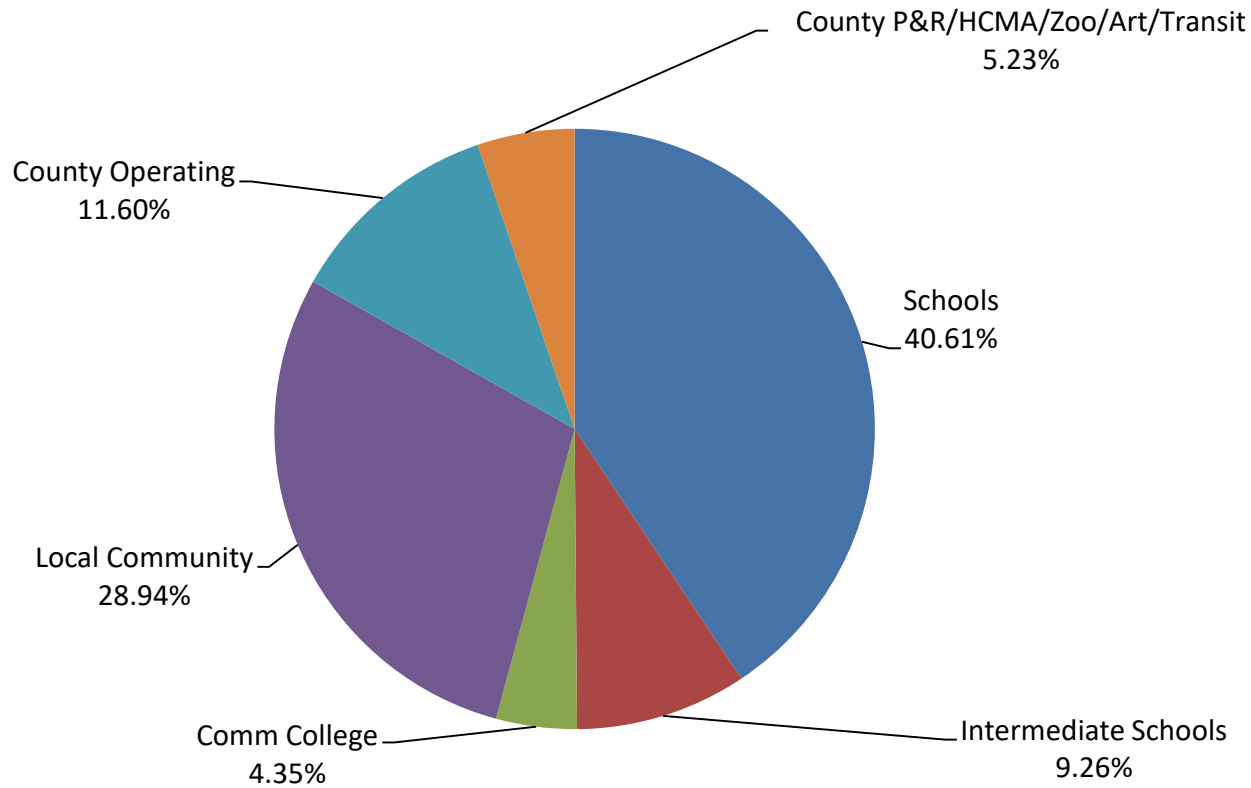


†Average Taxable Value represents 50% of the average sales price for recent sales in the community.

*Schools values are calculated using the predominate school district for the community.

	Schools	Intermediate Schools	Community College	Local Community	Operations	County ART/TRANSIT	County P&R/HCMA/ZOO
Average Taxable Value†	\$247,500						
Rate	13.8904	3.1658	1.4891	9.8978	3.9686	1.7891	
Tax Dollars	\$3,437.87	\$783.54	\$368.55	\$2,449.71	\$982.23	\$442.80	
*Huron Valley Schools	40.61%	9.26%	4.35%	28.94%	11.60%	5.23%	

Township of Milford



†Average Taxable Value represents 50% of the average sales price for recent sales in the community.

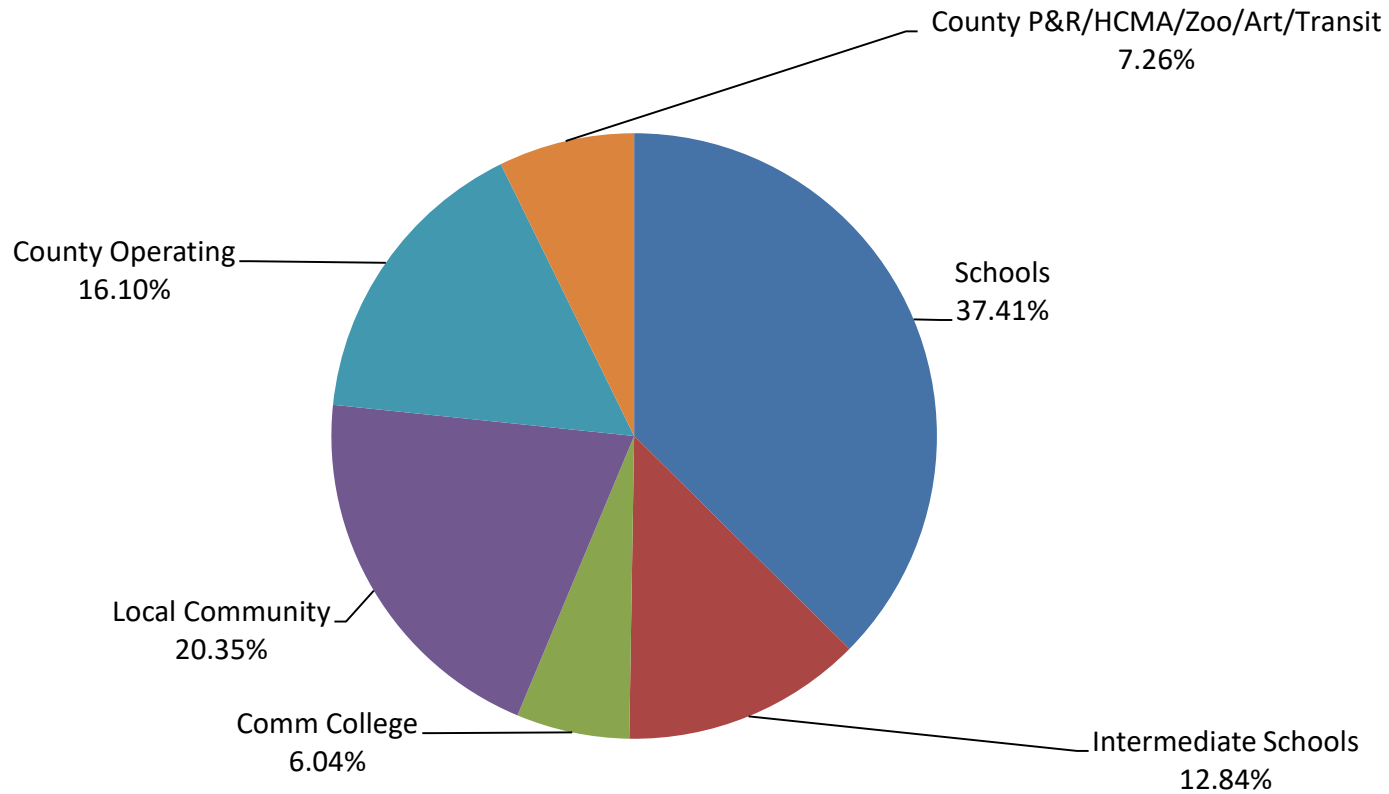
*Schools values are calculated using the predominate school district for the community.

Average
Taxable Value† \$268,375

	Schools	Intermediate Schools	Community College	Local Community	Operations	County ART/TRANSIT	County P&R/HCMA/ZOO
<i>Rate</i>	9.2230	3.1658	1.4891	5.0155	3.9686	1.7891	
<i>Tax Dollars</i>	\$2,475.22	\$849.62	\$399.64	\$1,346.03	\$1,065.07	\$480.15	
<i>Percentage</i>	37.41%	12.84%	6.04%	20.35%	16.10%	7.26%	

*Rochester Schools

Township of Oakland

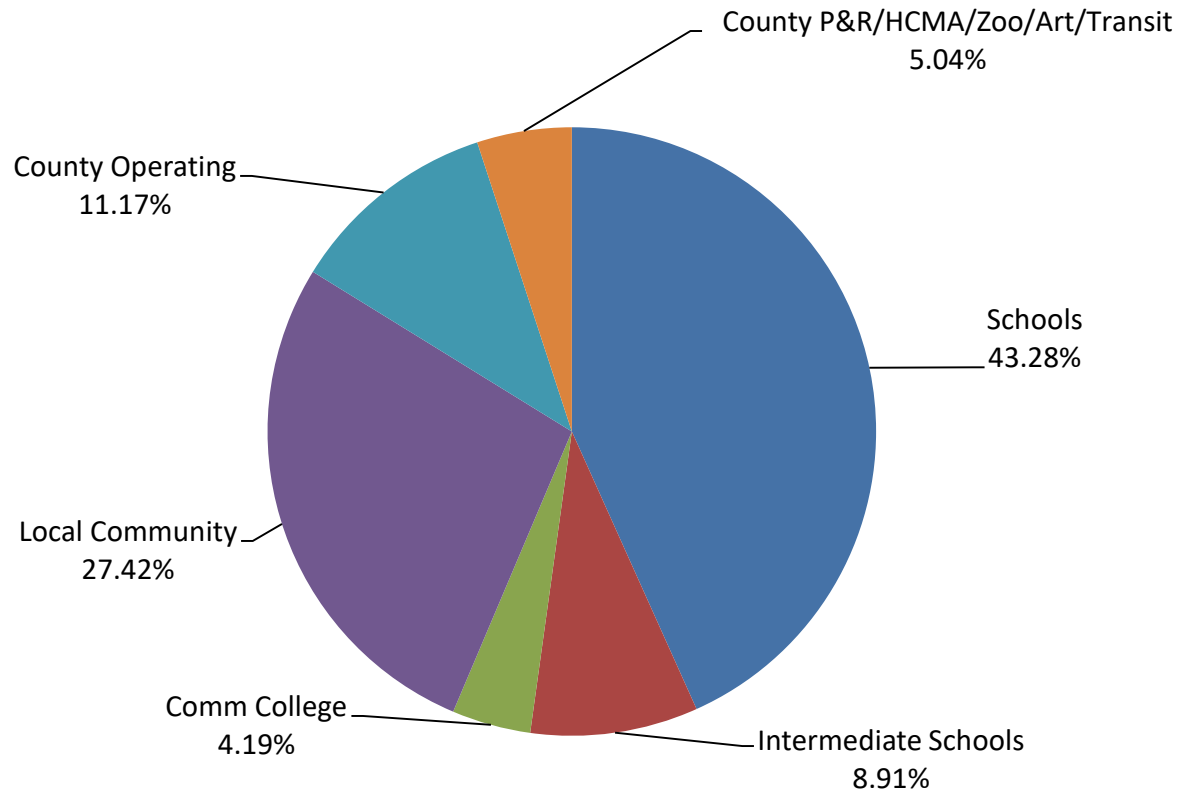


†Average Taxable Value represents 50% of the average sales price for recent sales in the community.

*Schools values are calculated using the predominate school district for the community.

	Schools	Intermediate Schools	Community College	Local Community	Operations	County P&R/ART/TRANSIT	County P&R/HCMA/ZOO
Average Taxable Value†	\$170,000						
Rate	15.3772	3.1658	1.4891	9.7413	3.9686	1.7891	
Tax Dollars	\$2,614.12	\$538.19	\$253.15	\$1,656.02	\$674.66	\$304.15	
*Orion Schools	Percentage	43.28%	8.91%	4.19%	27.42%	11.17%	5.04%

Township of Orion

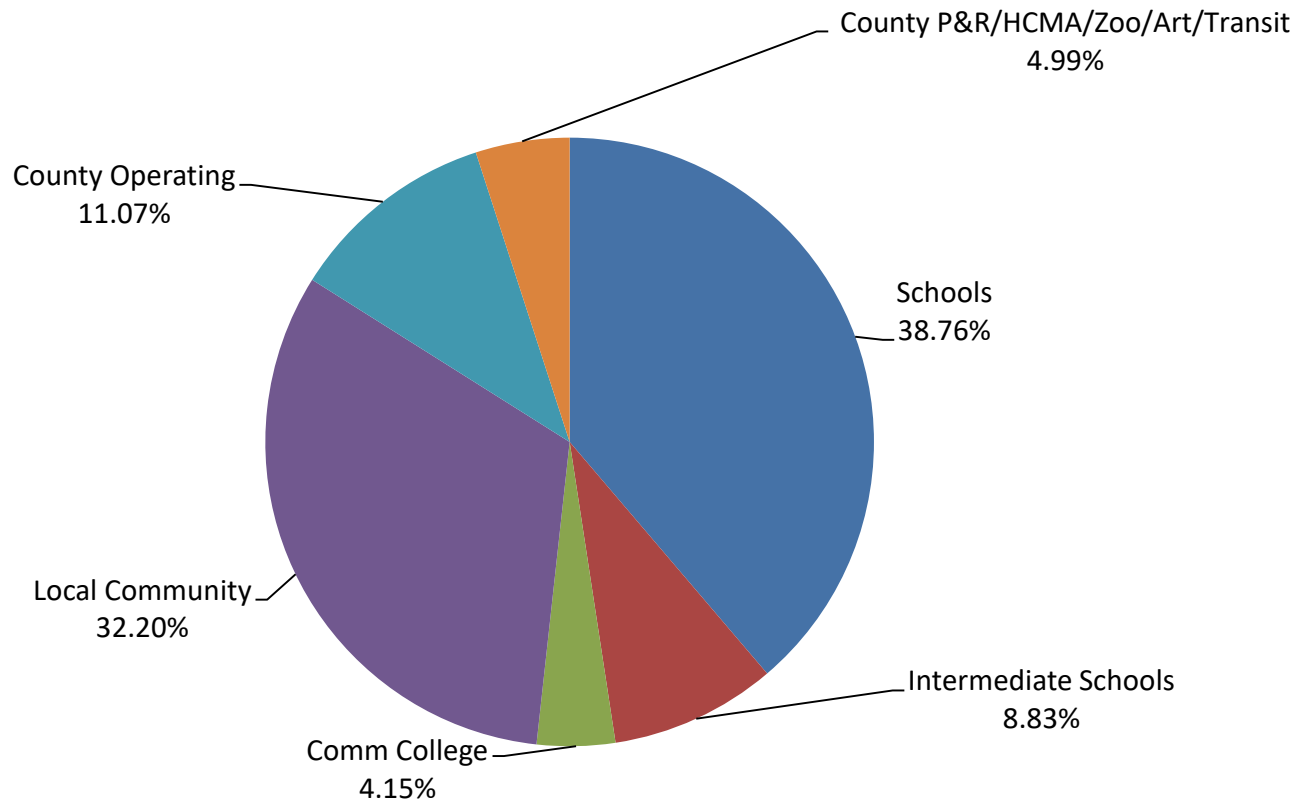


†Average Taxable Value represents 50% of the average sales price for recent sales in the community.

*Schools values are calculated using the predominate school district for the community.

	Schools	Intermediate Schools	Community College	Local Community	Operations	County P&R/HCMA/ZOO ART/TRANSIT	County
Average Taxable Value†	\$197,000						
<i>Rate</i>	13.9000	3.1658	1.4891	11.5490	3.9686	1.7891	
<i>Tax Dollars</i>	\$2,738.30	\$623.66	\$293.35	\$2,275.15	\$781.81	\$352.45	
*Oxford Schools	<i>Percentage</i>	38.76%	8.83%	4.15%	32.20%	11.07%	4.99%

Township of Oxford

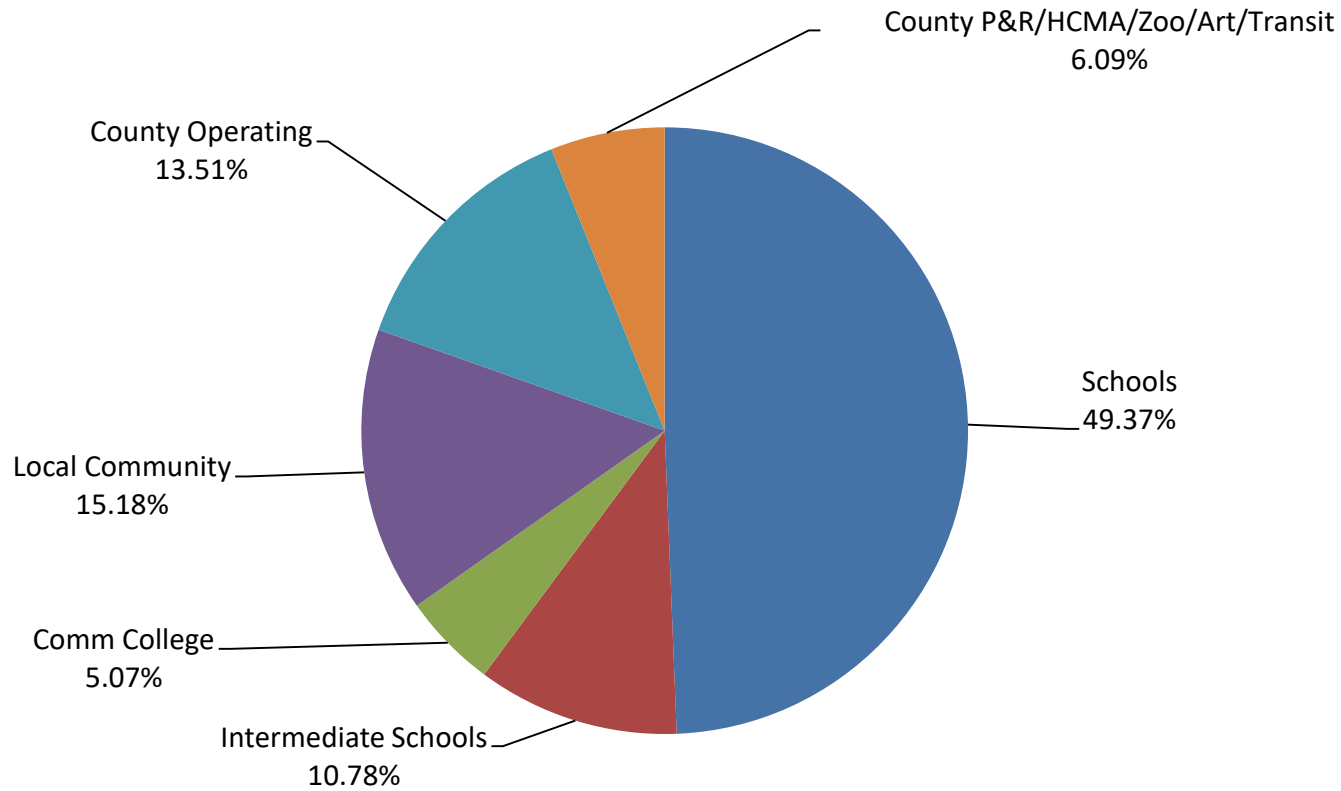


†Average Taxable Value represents 50% of the average sales price for recent sales in the community.

*Schools values are calculated using the predominate school district for the community.

	Schools	Intermediate Schools	Community College	Local Community	Operations	County ART/TRANSIT	County P&R/HCMA/ZOO
Average Taxable Value†	\$147,475						
	<i>Rate</i>	14.5000	3.1658	1.4891	4.4590	3.9686	1.7891
	<i>Tax Dollars</i>	\$2,138.39	\$466.88	\$219.61	\$657.59	\$585.27	\$263.85
*Holly Schools	<i>Percentage</i>	49.37%	10.78%	5.07%	15.18%	13.51%	6.09%

Township of Rose

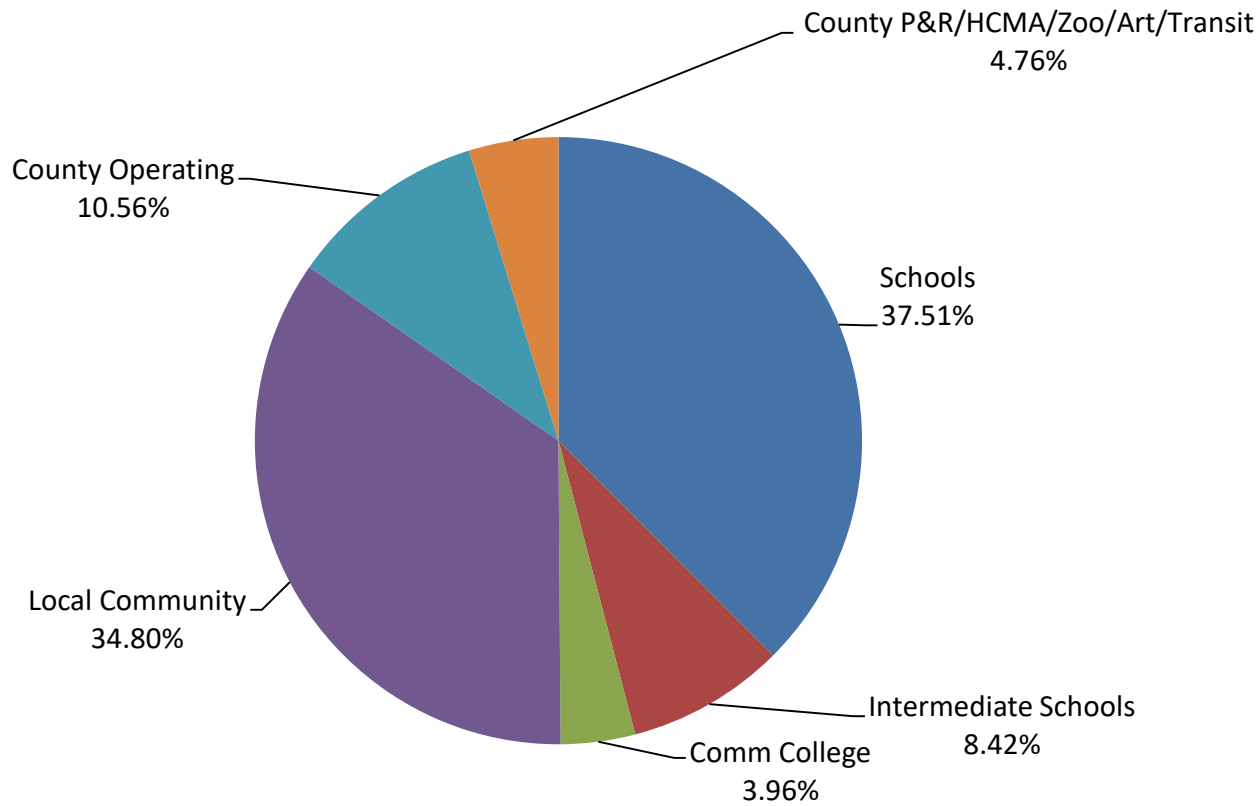


†Average Taxable Value represents 50% of the average sales price for recent sales in the community.

*Schools values are calculated using the predominate school district for the community.

	Schools	Intermediate Schools	Community College	Local Community	Operations	County P&R/HCMA/ZOO ART/TRANSIT	County
Average Taxable Value†	\$40,000						
<i>Rate</i>	14.1018	3.1658	1.4891	13.0818	3.9686	1.7891	
<i>Tax Dollars</i>	\$564.07	\$126.63	\$59.56	\$523.27	\$158.74	\$71.56	
*Ferndale Schools	<i>Percentage</i>	37.51%	8.42%	3.96%	34.80%	10.56%	4.76%

Township of Royal Oak



†Average Taxable Value represents 50% of the average sales price for recent sales in the community.

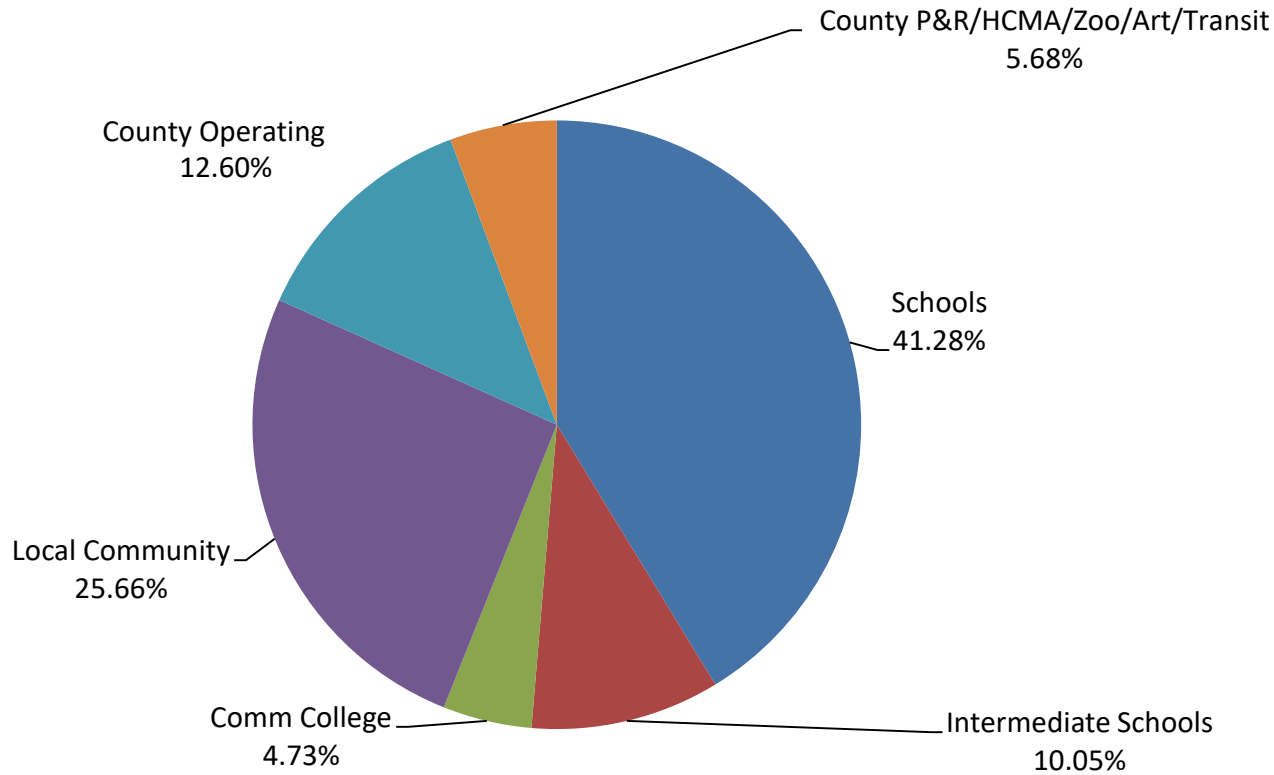
*Schools values are calculated using the predominate school district for the community.

Average
Taxable Value† \$190,250

*Clarkston Schools

	Schools	Intermediate Schools	Community College	Local Community	Operations	County P&R/HCMA/ZOO ART/TRANSIT	County P&R/HCMA/ZOO
<i>Rate</i>	13.0000	3.1658	1.4891	8.0811	3.9686	1.7891	
<i>Tax Dollars</i>	\$2,473.25	\$602.29	\$283.30	\$1,537.43	\$755.03	\$340.38	
<i>Percentage</i>	41.28%	10.05%	4.73%	25.66%	12.60%	5.68%	

Township of Springfield

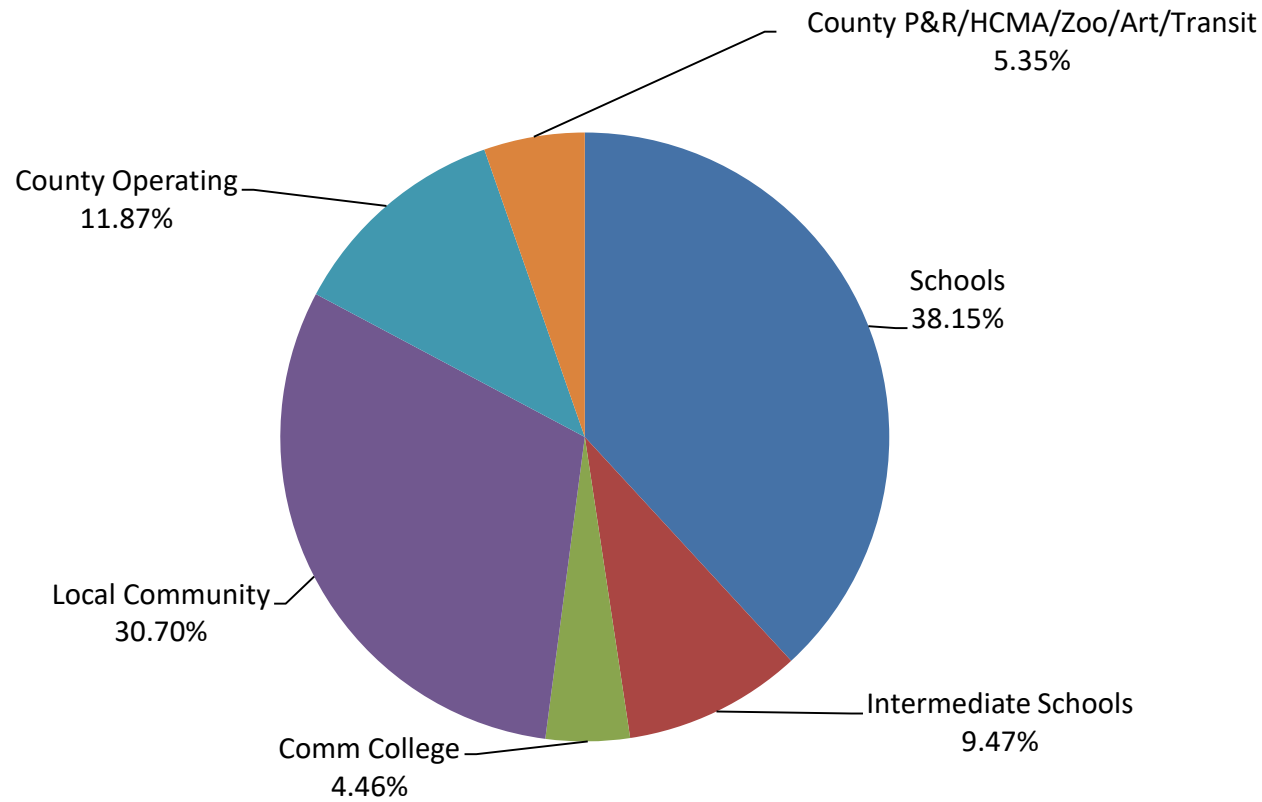


†Average Taxable Value represents 50% of the average sales price for recent sales in the community.

*Schools values are calculated using the predominate school district for the community.

	Schools	Intermediate Schools	Community College	Local Community	Operations	County P&R/HCMA/ZOO ART/TRANSIT	County P&R/HCMA/ZOO
Average Taxable Value†	\$121,500						
Rate	12.7500	3.1658	1.4891	10.2615	3.9686	1.7891	
Tax Dollars	\$1,549.13	\$384.64	\$180.93	\$1,246.77	\$482.18	\$217.38	
*Waterford Schools	Percentage	38.15%	9.47%	4.46%	30.70%	11.87%	5.35%

Township of Waterford

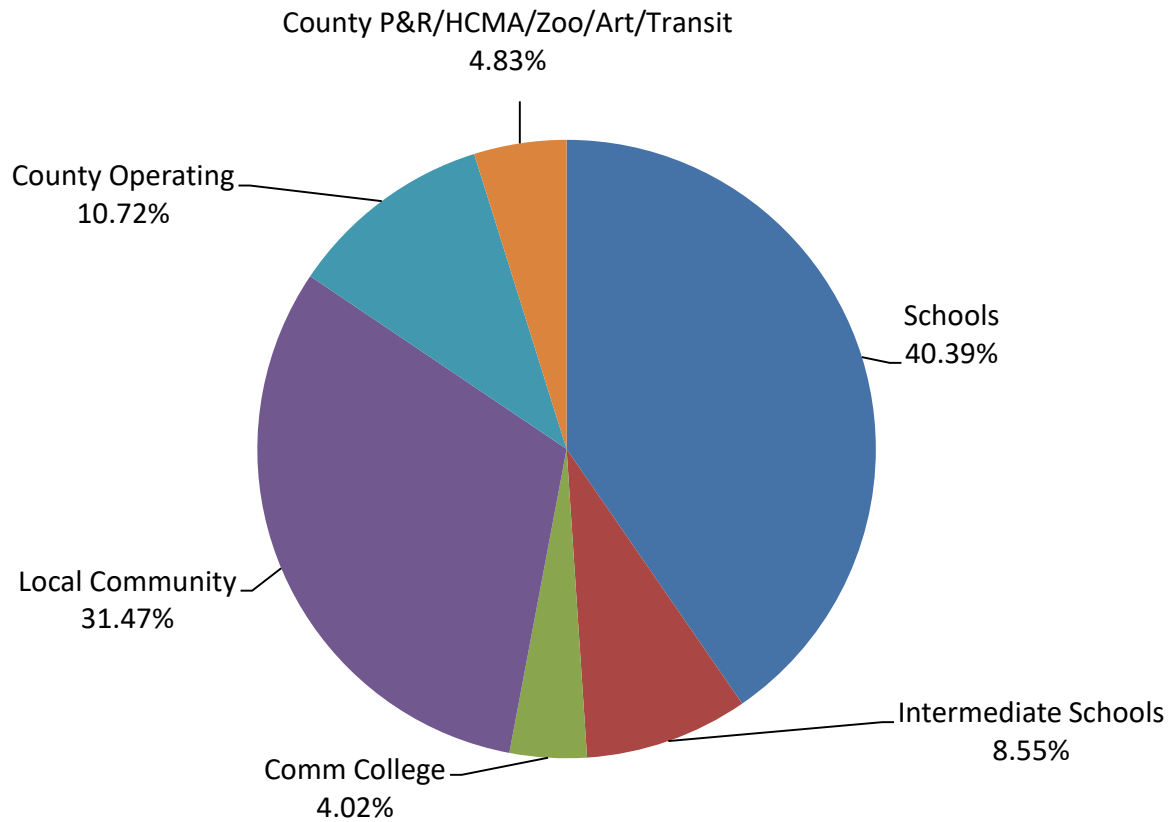


†Average Taxable Value represents 50% of the average sales price for recent sales in the community.

*Schools values are calculated using the predominate school district for the community.

	Schools	Intermediate Schools	Community College	Local Community	Operations	County P&R/HCMA/ZOO ART/TRANSIT	County
Average Taxable Value†	\$192,500						
Rate	14.9467	3.1658	1.4891	11.6475	3.9686	1.7891	
Tax Dollars	\$2,877.24	\$609.42	\$286.65	\$2,242.14	\$763.96	\$344.40	
*West Bloomfield Schools	Percentage	40.39%	8.55%	4.02%	31.47%	10.72%	4.83%

Township of West Bloomfield



†Average Taxable Value represents 50% of the average sales price for recent sales in the community.

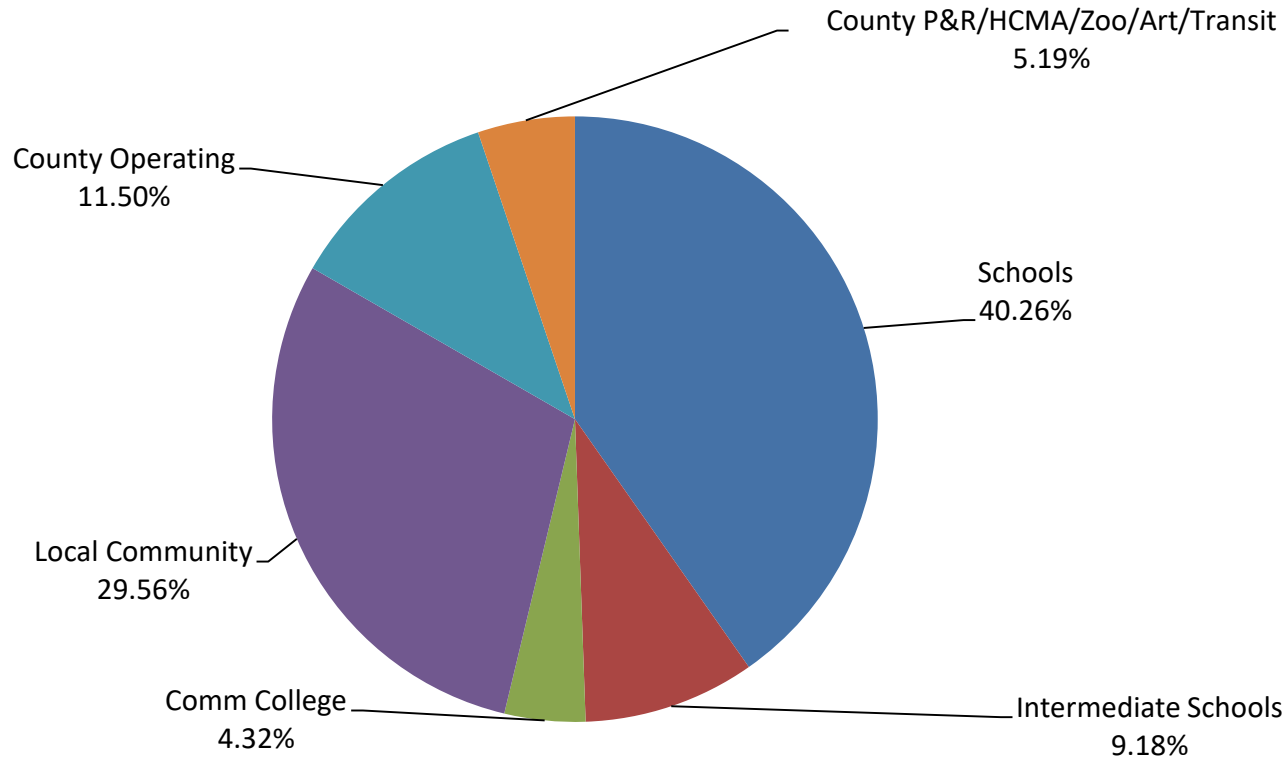
*Schools values are calculated using the predominate school district for the community.

Average
Taxable Value† \$175,000

	Schools	Intermediate Schools	Community College	Local Community	Operations	County ART/TRANSIT	County P&R/HCMA/ZOO
<i>Rate</i>	13.8904		3.1658	1.4891	10.1971	3.9686	1.7891
<i>Tax Dollars</i>	\$2,430.82		\$554.02	\$260.59	\$1,784.49	\$694.51	\$313.09
<i>Percentage</i>	40.26%		9.18%	4.32%	29.56%	11.50%	5.19%

*Huron Valley Schools

Township of White Lake

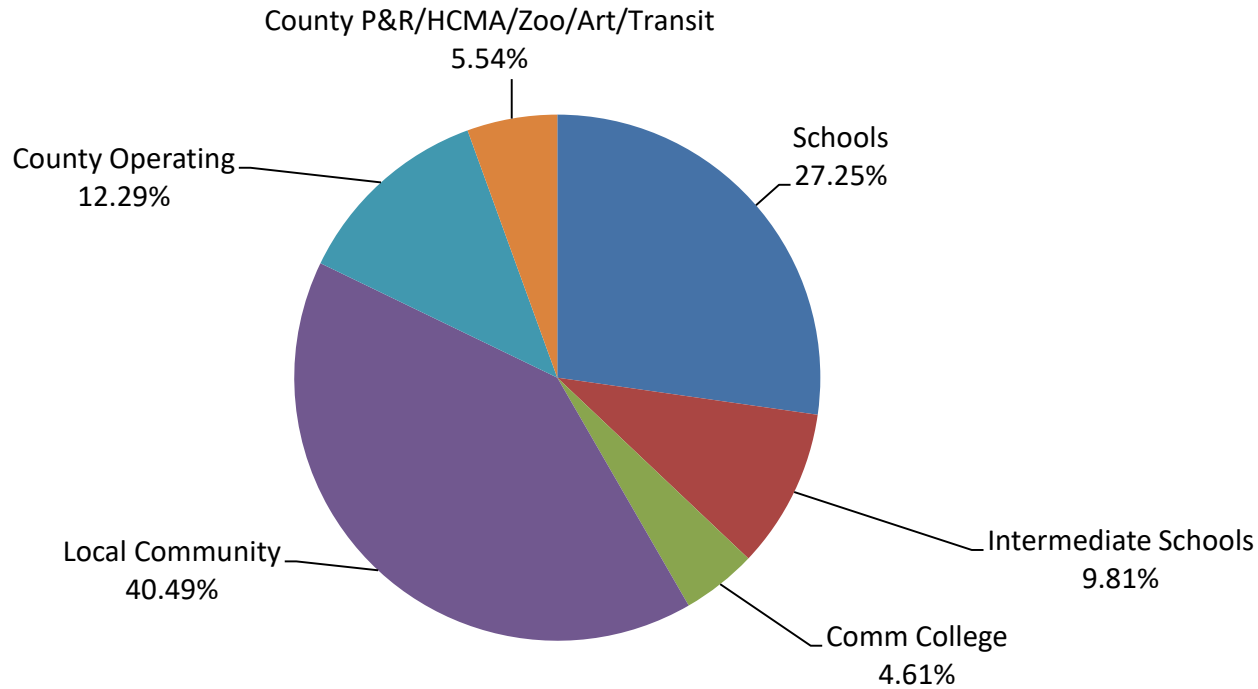


†Average Taxable Value represents 50% of the average sales price for recent sales in the community.

*Schools values are calculated using the predominate school district for the community.

	Schools	Intermediate Schools	Community College	Local Community	Operations	County P&R/HCMA/ZOO ART/TRANSIT	County
Average Taxable Value†	\$134,625						
<i>Rate</i>	8.7980	3.1658	1.4891	13.0702	3.9686	1.7891	
<i>Tax Dollars</i>	\$1,184.43	\$426.20	\$200.47	\$1,759.58	\$534.27	\$240.86	
*Pontiac Schools	<i>Percentage</i>	27.25%	9.81%	4.61%	40.49%	12.29%	5.54%

City of Auburn Hills

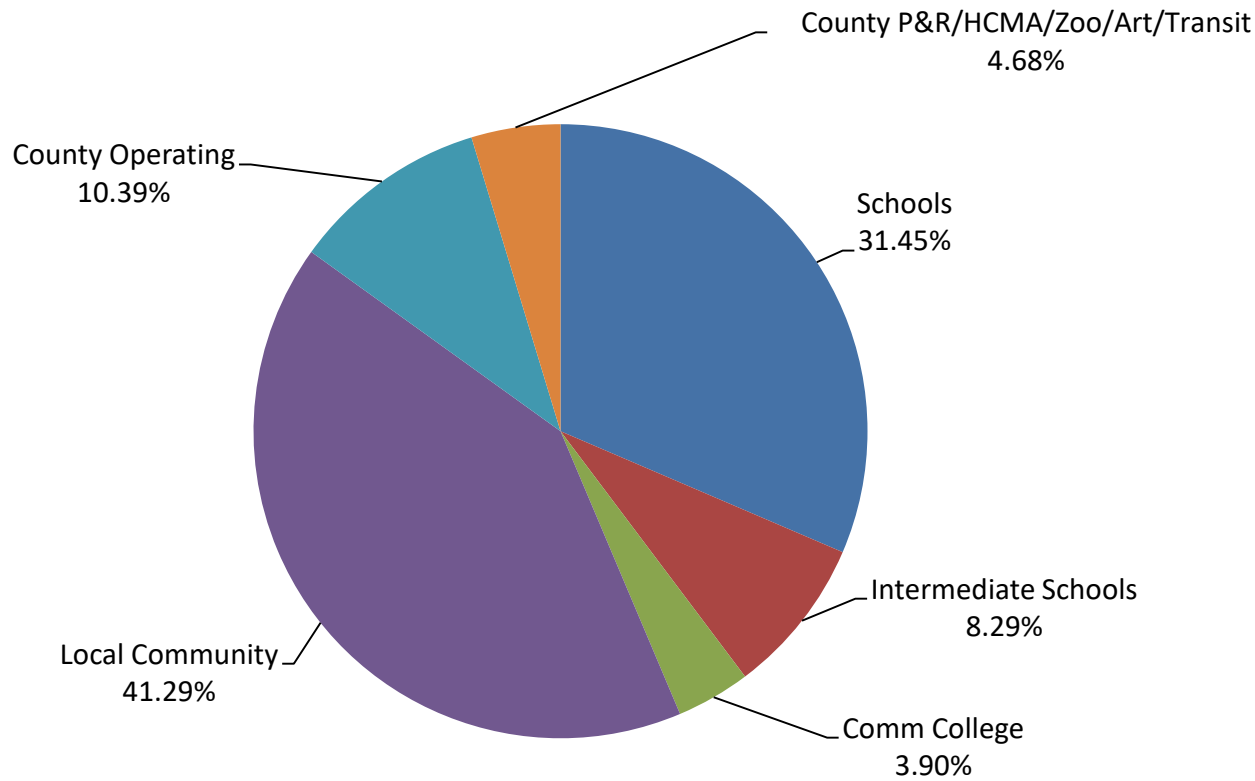


†Average Taxable Value represents 50% of the average sales price for recent sales in the community.

*Schools values are calculated using the predominate school district for the community.

	Schools	Intermediate Schools	Community College	Local Community	Operations	County P&R/HCMA/ZOO ART/TRANSIT	County
Average Taxable Value†	\$150,000						
Rate	12.0098	3.1658	1.4891	15.7698	3.9686	1.7891	
Tax Dollars	\$1,801.47	\$474.87	\$223.37	\$2,365.47	\$595.29	\$268.37	
*Berkley Schools	Percentage	31.45%	8.29%	3.90%	41.29%	10.39%	4.68%

City of Berkley



†Average Taxable Value represents 50% of the average sales price for recent sales in the community.

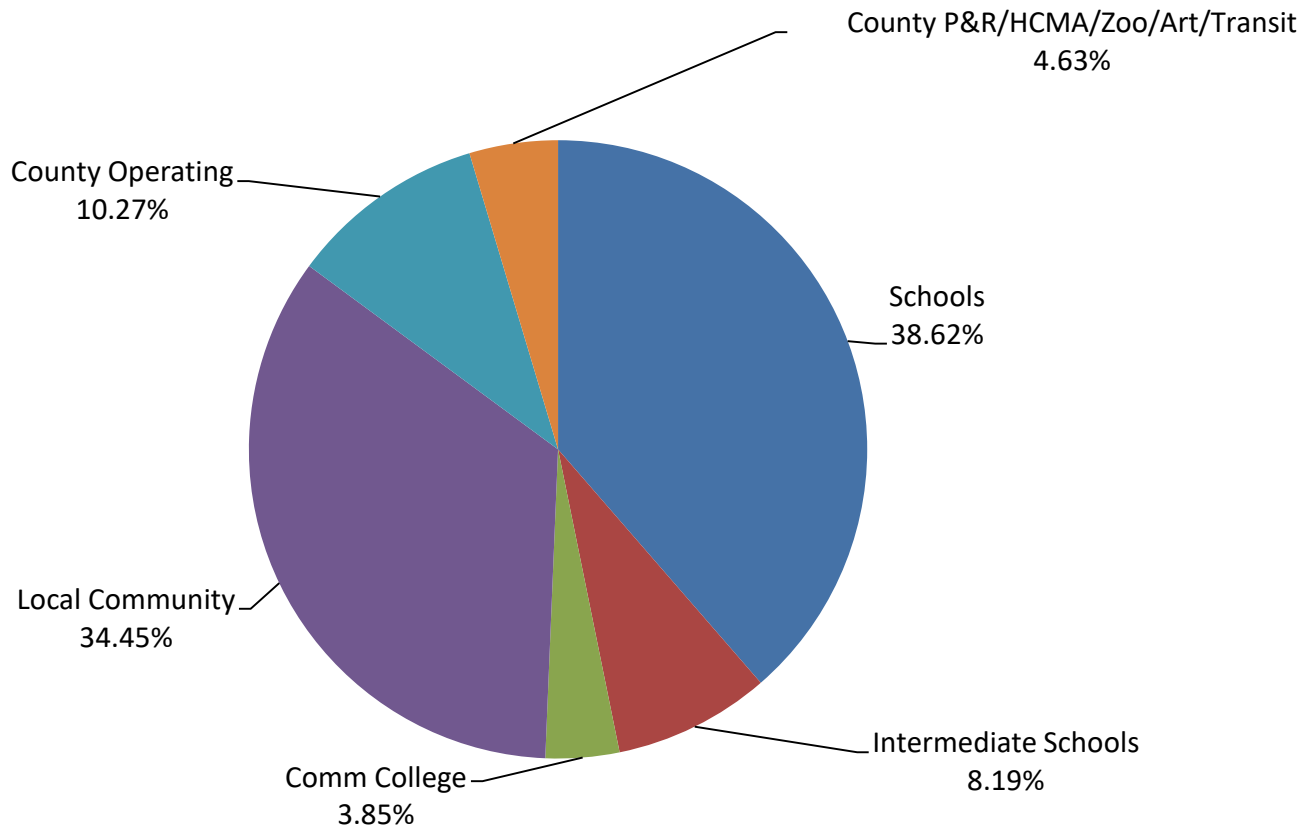
*Schools values are calculated using the predominate school district for the community.

Average
Taxable Value† \$286,000

	Schools	Intermediate Schools	Community College	Local Community	Operations	County P&R/HCMA/ZOO ART/TRANSIT	County P&R/HCMA/ZOO
<i>Rate</i>	14.9287		3.1658	1.4891	13.3164	3.9686	1.7891
<i>Tax Dollars</i>	\$4,269.61		\$905.42	\$425.88	\$3,808.49	\$1,135.02	\$511.68
<i>Percentage</i>	38.62%		8.19%	3.85%	34.45%	10.27%	4.63%

*Birmingham Schools

City of Birmingham



†Average Taxable Value represents 50% of the average sales price for recent sales in the community.

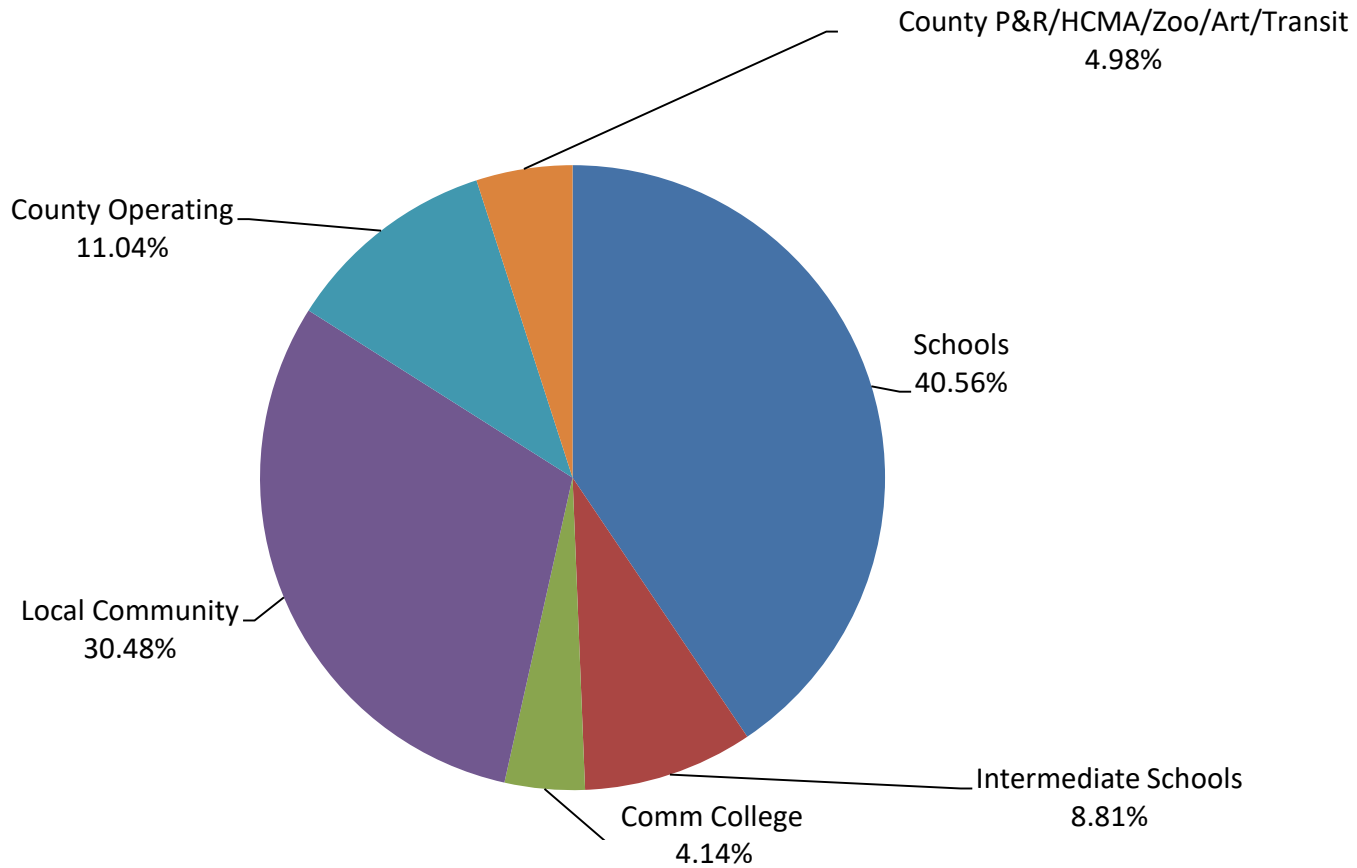
*Schools values are calculated using the predominate school district for the community.

Average
Taxable Value† \$348,750

	Schools	Intermediate Schools	Community College	Local Community	Operations	County P&R/HCMA/ZOO ART/TRANSIT	County
<i>Rate</i>	14.5814	3.1658	1.4891	10.9600	3.9686	1.7891	
<i>Tax Dollars</i>	\$5,085.26	\$1,104.07	\$519.32	\$3,822.30	\$1,384.05	\$623.95	
<i>Percentage</i>	40.56%	8.81%	4.14%	30.48%	11.04%	4.98%	

*Bloomfield Hills Schools

City of Bloomfield Hills

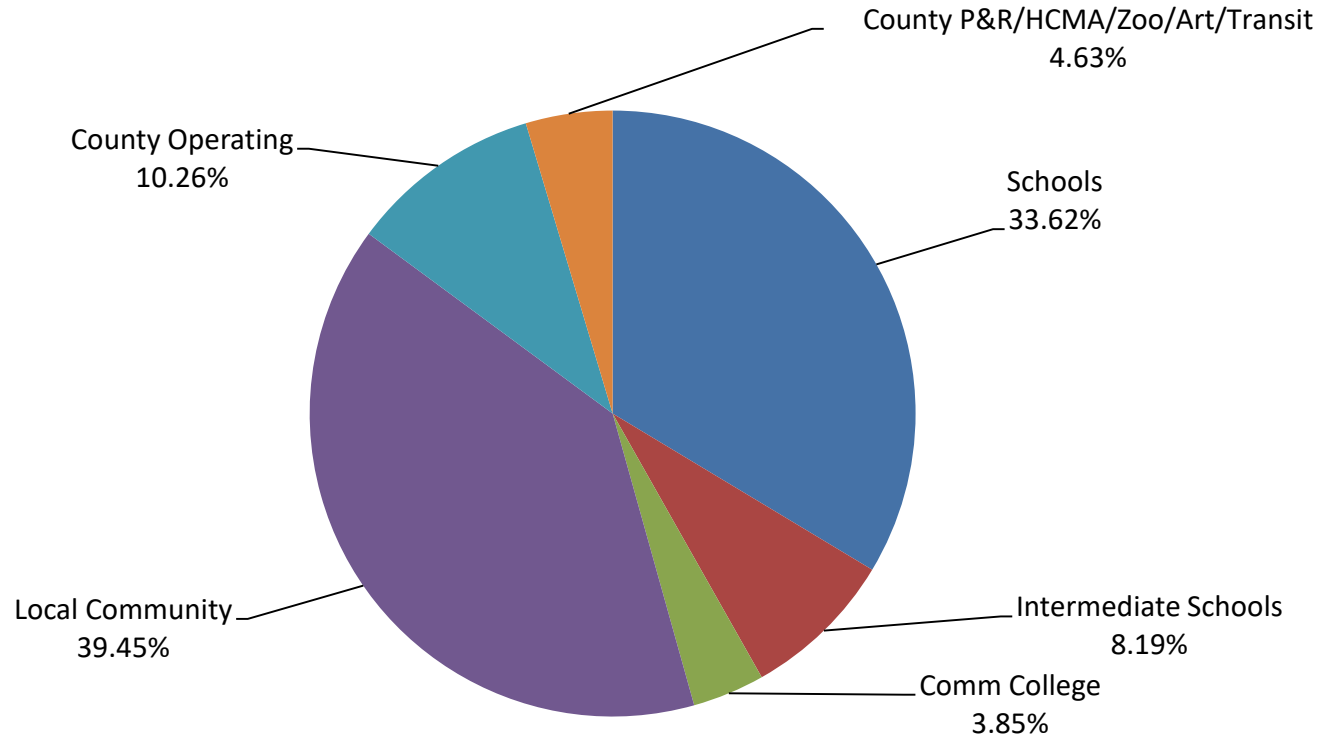


†Average Taxable Value represents 50% of the average sales price for recent sales in the community.

*Schools values are calculated using the predominate school district for the community.

	Schools	Intermediate Schools	Community College	Local Community	Operations	County P&R/HCMA/ZOO ART/TRANSIT	County
Average Taxable Value†	\$186,000						
<i>Rate</i>	13.0000	3.1658	1.4891	15.2529	3.9686	1.7891	
<i>Tax Dollars</i>	\$2,418.00	\$588.84	\$276.97	\$2,837.04	\$738.16	\$332.77	
*Clarkston Schools	<i>Percentage</i>	33.62%	8.19%	3.85%	39.45%	10.26%	4.63%

City of the Village of Clarkston

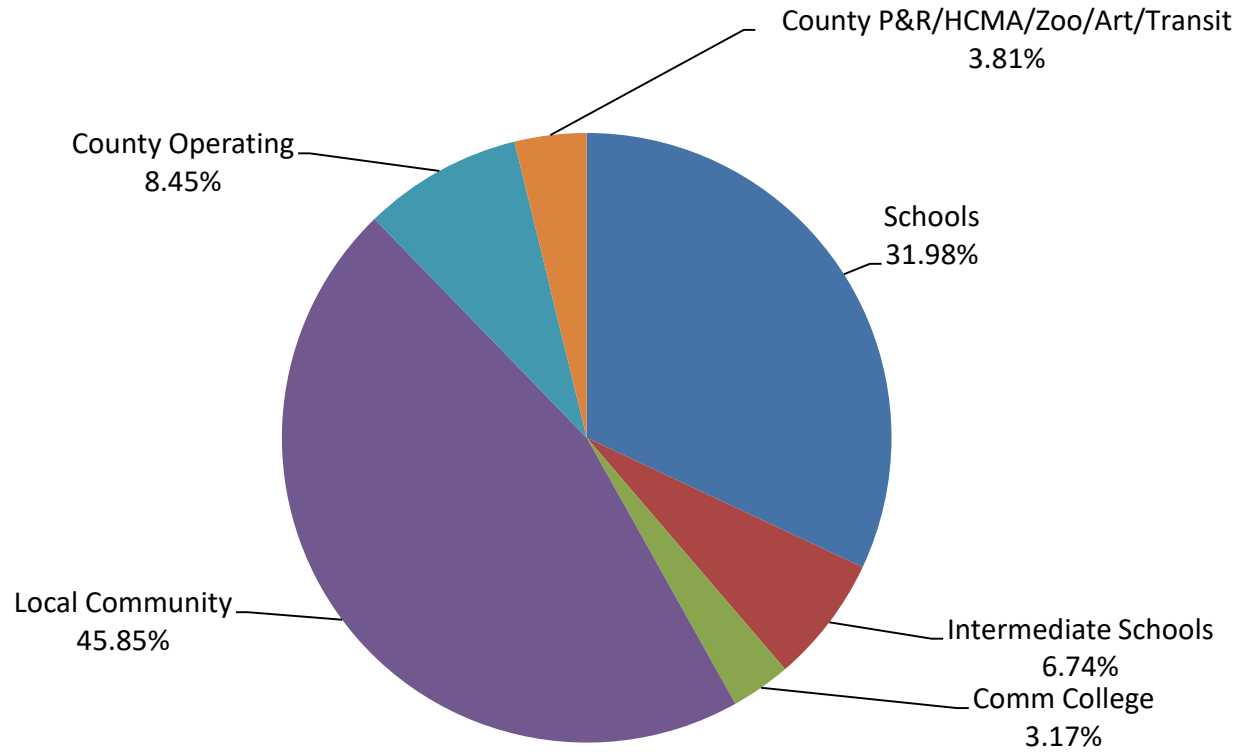


†Average Taxable Value represents 50% of the average sales price for recent sales in the community.

*Schools values are calculated using the predominate school district for the community.

	Schools	Intermediate Schools	Community College	Local Community	Operations	County P&R/HCMA/ZOO ART/TRANSIT	County
Average Taxable Value†	\$134,500						
Rate	15.0200	3.1658	1.4891	21.5341	3.9686	1.7891	
Tax Dollars	\$2,020.19	\$425.80	\$200.28	\$2,896.34	\$533.78	\$240.63	
*Clawson Schools	Percentage	31.98%	6.74%	3.17%	45.85%	8.45%	3.81%

City of Clawson

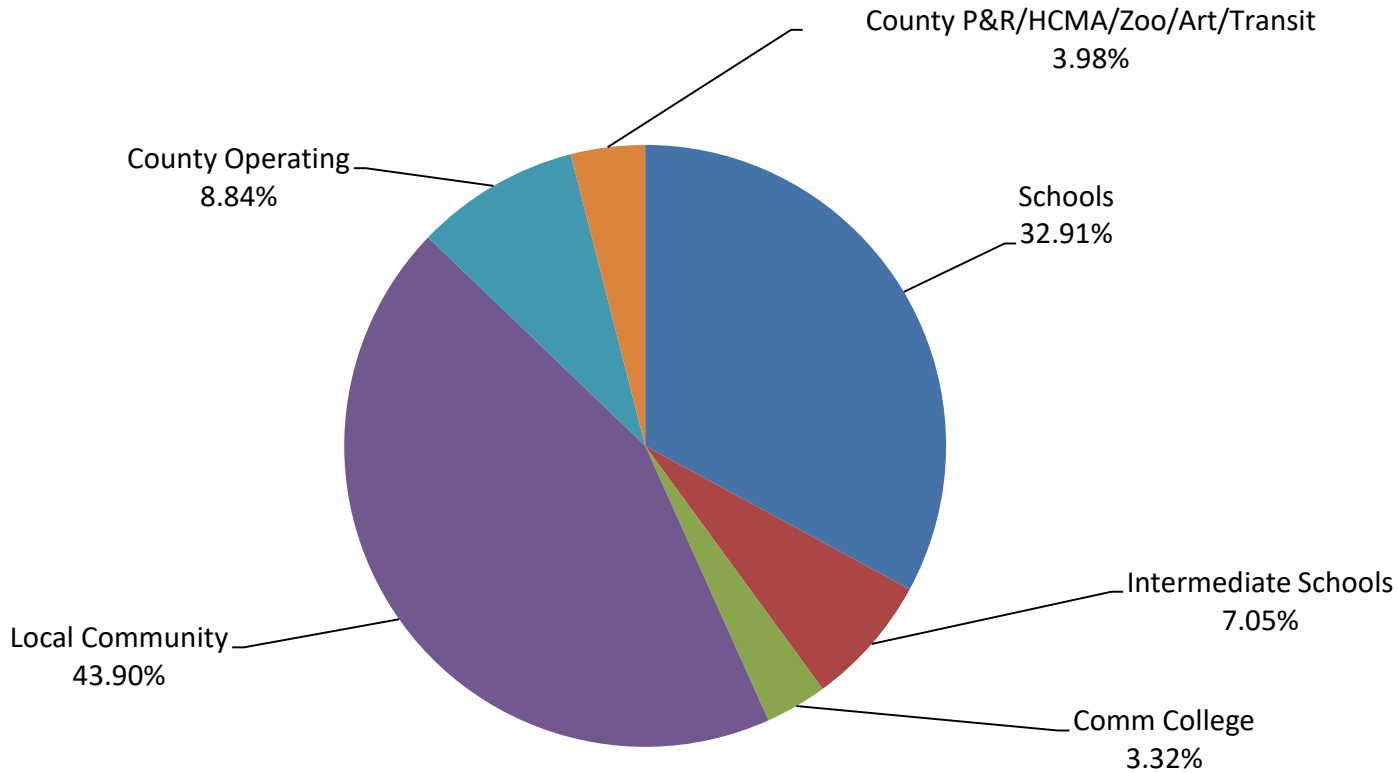


†Average Taxable Value represents 50% of the average sales price for recent sales in the community.

*Schools values are calculated using the predominate school district for the community.

	Schools	Intermediate Schools	Community College	Local Community	Operations	County P&R/HCMA/ZOO ART/TRANSIT	County
Average Taxable Value†	\$148,125						
Rate	14.7764	3.1658	1.4891	19.7084	3.9686	1.7891	
Tax Dollars	\$2,188.75	\$468.93	\$220.57	\$2,919.31	\$587.85	\$265.01	
*Farmington Schools	Percentage	32.91%	7.05%	3.32%	43.90%	8.84%	3.98%

City of Farmington

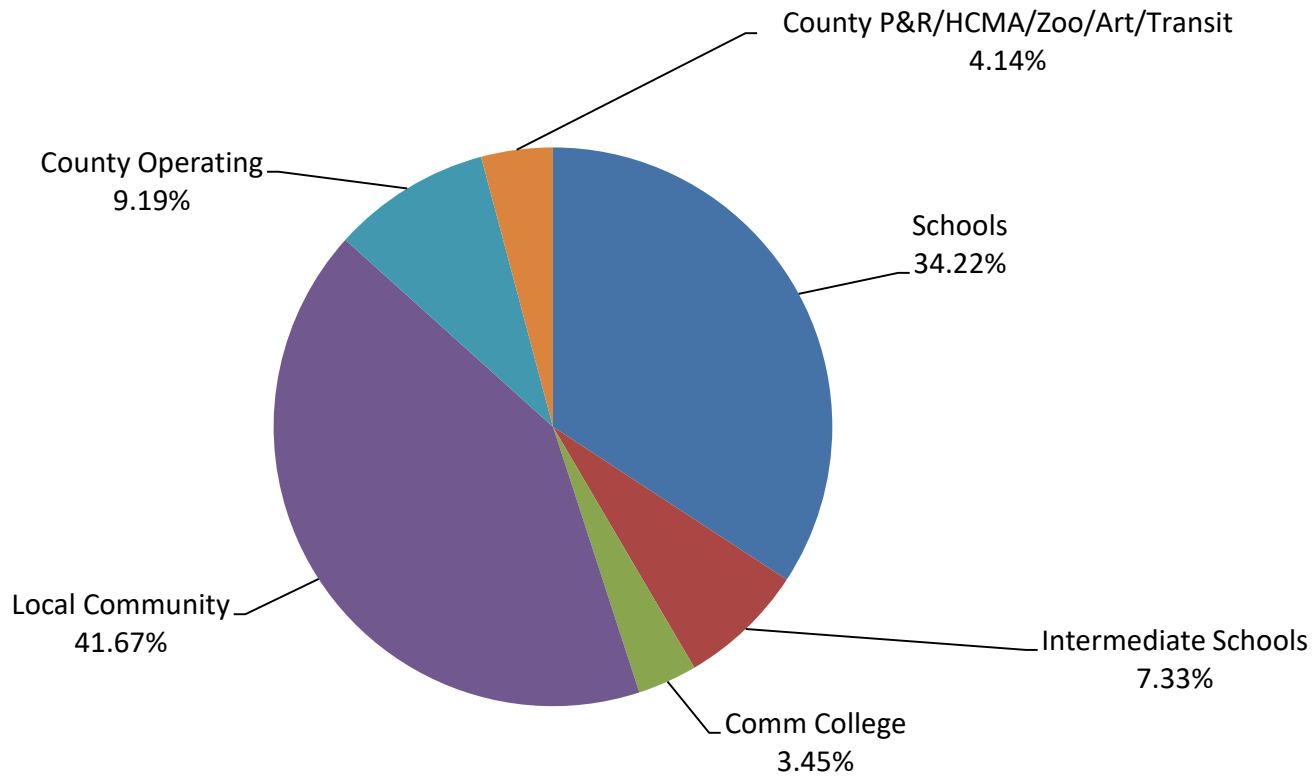


†Average Taxable Value represents 50% of the average sales price for recent sales in the community.

*Schools values are calculated using the predominate school district for the community.

	Schools	Intermediate Schools	Community College	Local Community	Operations	County P&R/HCMA/ZOO ART/TRANSIT	County P&R/HCMA/ZOO
Average Taxable Value†	\$175,000						
Rate	14.7764	3.1658	1.4891	17.9937	3.9686	1.7891	
Tax Dollars	\$2,585.87	\$554.02	\$260.59	\$3,148.90	\$694.51	\$313.09	
*Farmington Schools	34.22%	7.33%	3.45%	41.67%	9.19%	4.14%	

City of Farmington Hills

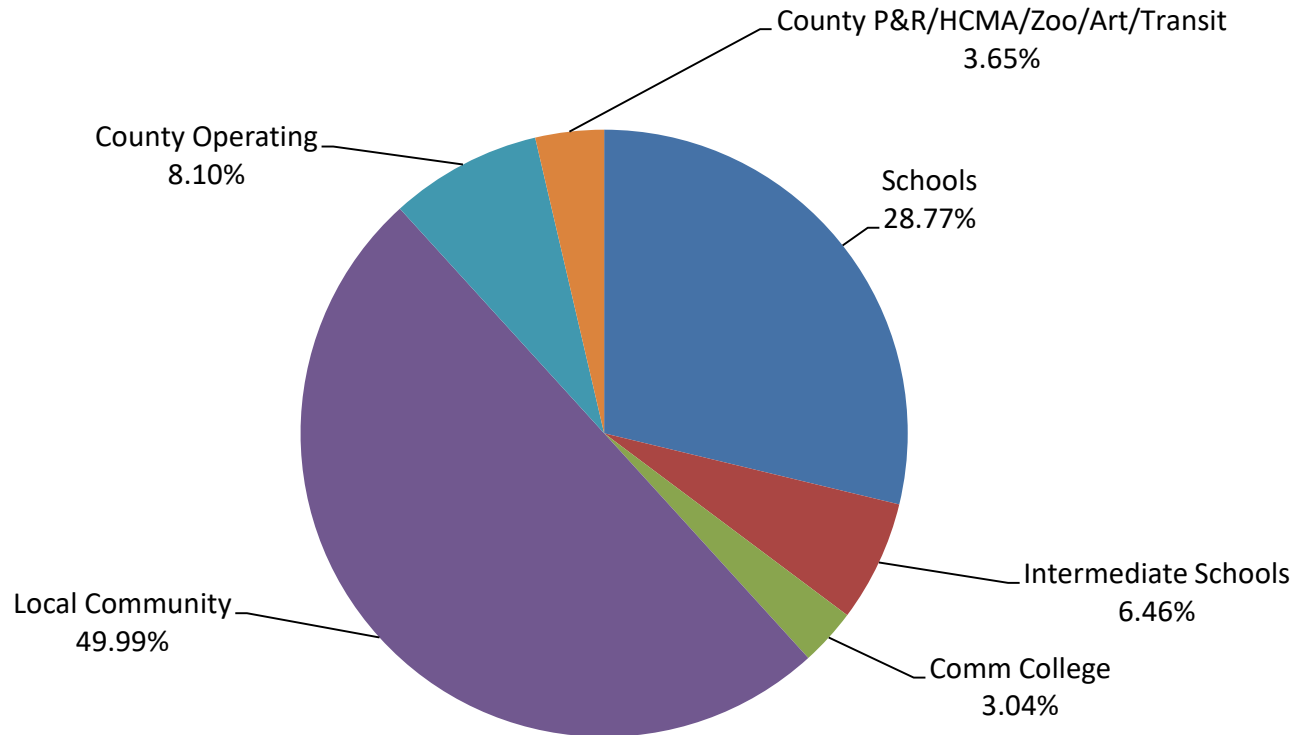


†Average Taxable Value represents 50% of the average sales price for recent sales in the community.

*Schools values are calculated using the predominate school district for the community.

	Schools	Intermediate Schools	Community College	Local Community	Operations	County P&R/HCMA/ZOO ART/TRANSIT	County P&R/HCMA/ZOO
Average Taxable Value†	\$118,625						
<i>Rate</i>	14.1018	3.1658	1.4891	24.5064	3.9686	1.7891	
<i>Tax Dollars</i>	\$1,672.83	\$375.54	\$176.64	\$2,907.07	\$470.78	\$212.23	
*Ferndale Schools	<i>Percentage</i>	28.77%	6.46%	3.04%	49.99%	8.10%	3.65%

City of Ferndale



†Average Taxable Value represents 50% of the average sales price for recent sales in the community.

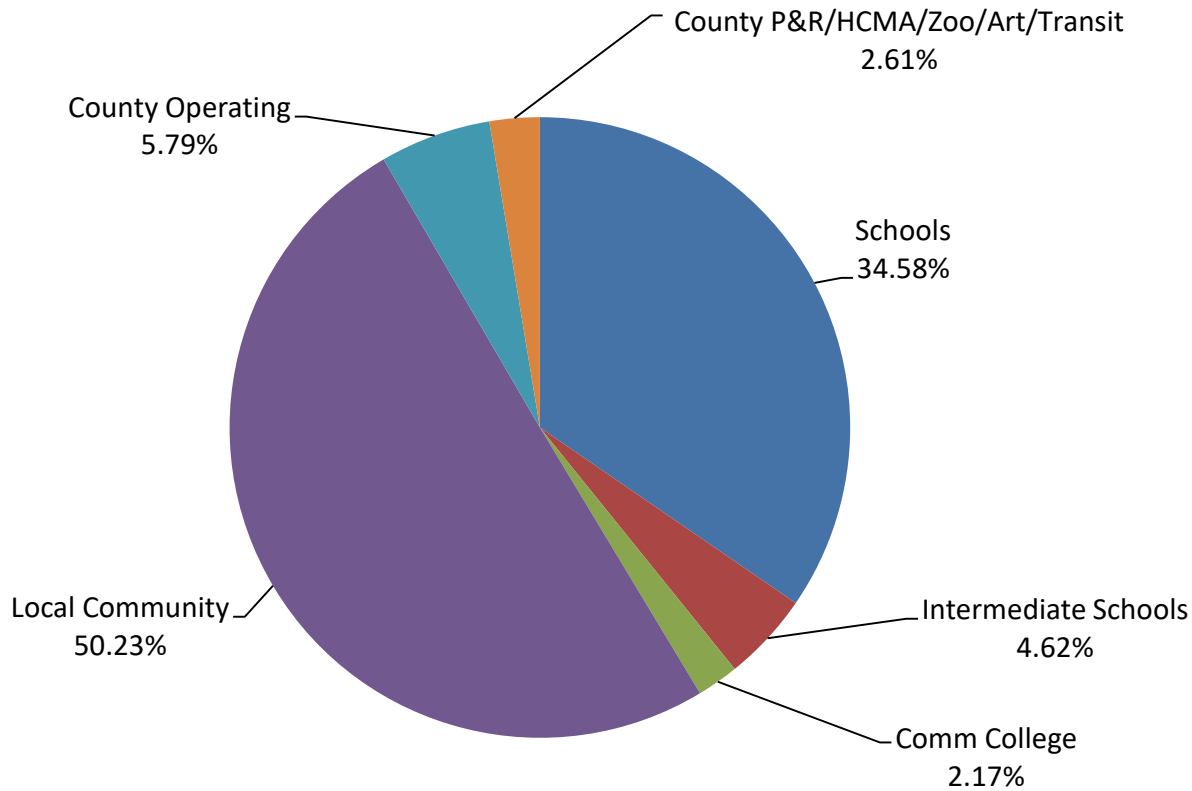
*Schools values are calculated using the predominate school district for the community.

Average
Taxable Value† \$70,000

	Schools	Intermediate Schools	Community College	Local Community	Operations	County P&R/HCMA/ZOO ART/TRANSIT	County
<i>Rate</i>	23.6911	3.1658	1.4891	34.4157	3.9686	1.7891	
<i>Tax Dollars</i>	\$1,658.38	\$221.61	\$104.24	\$2,409.10	\$277.80	\$125.24	
<i>Percentage</i>	34.58%	4.62%	2.17%	50.23%	5.79%	2.61%	

*Hazel Park Schools

City of Hazel Park

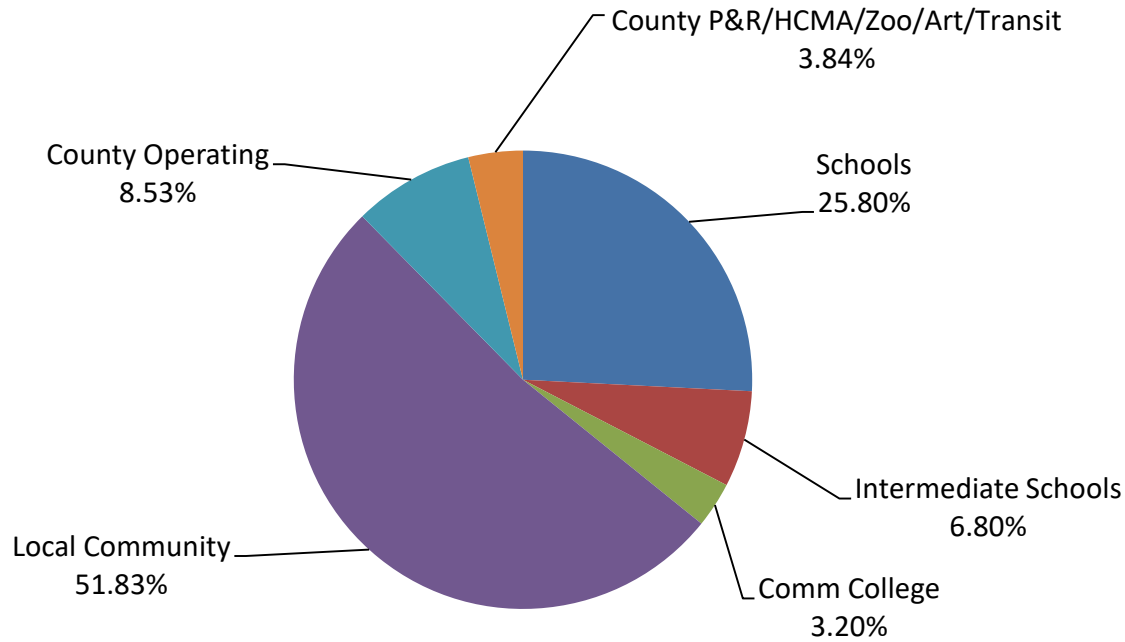


†Average Taxable Value represents 50% of the average sales price for recent sales in the community.

*Schools values are calculated using the predominate school district for the community.

	Schools	Intermediate Schools	Community College	Local Community	County Operations	County P&R/HCMA/ZOO ART/TRANSIT	County
Average Taxable Value†	\$237,500						
<i>Rate</i>		12.0098	3.1658	1.4891	24.1258	3.9686	1.7891
<i>Tax Dollars</i>		\$2,852.33	\$751.88	\$353.66	\$5,729.88	\$942.54	\$424.91
*Berkley Schools		25.80%	6.80%	3.20%	51.83%	8.53%	3.84%

City of Huntington Woods



†Average Taxable Value represents 50% of the average sales price for recent sales in the community.

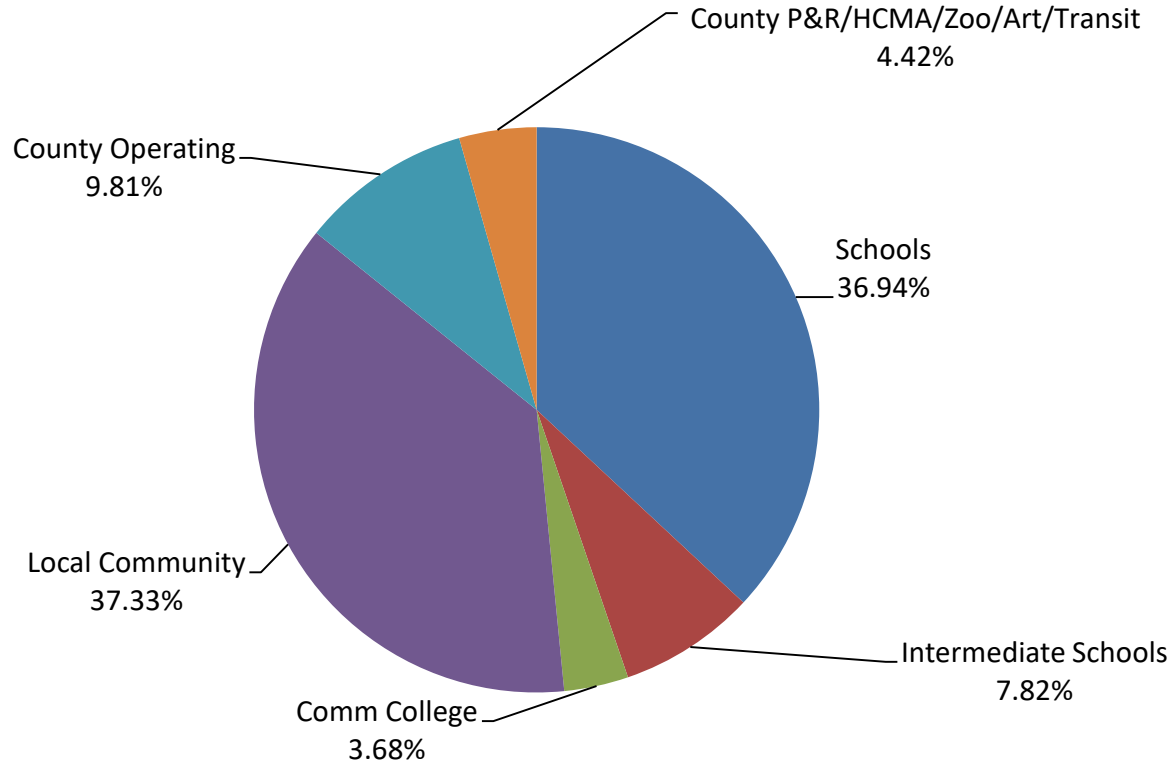
*Schools values are calculated using the predominate school district for the community.

Average
Taxable Value† \$95,000

	Schools	Intermediate Schools	Community College	Local Community	Operations	County P&R/HCMA/ZOO ART/TRANSIT	County
<i>Rate</i>	14.9467	3.1658	1.4891	15.1053	3.9686	1.7891	
<i>Tax Dollars</i>	\$1,419.94	\$300.75	\$141.46	\$1,435.00	\$377.02	\$169.96	
<i>Percentage</i>	36.94%	7.82%	3.68%	37.33%	9.81%	4.42%	

*West Bloomfield Schools

City of Keego Harbor

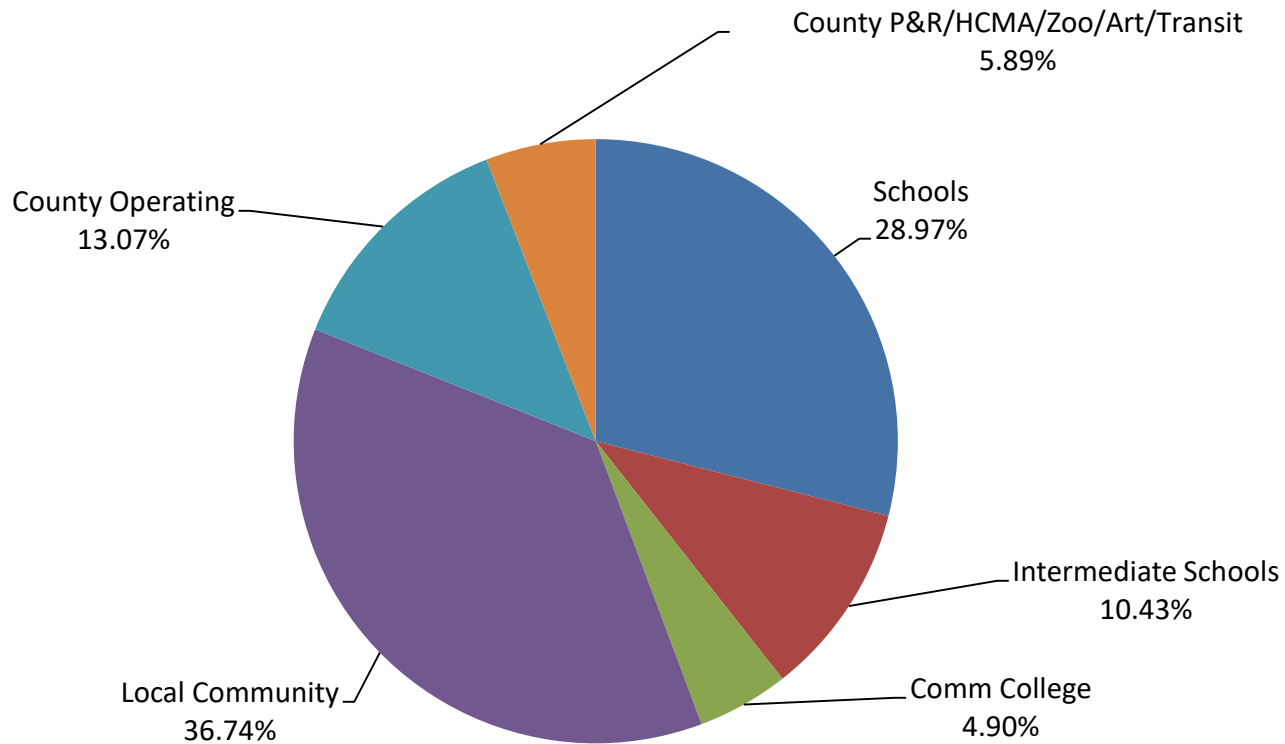


†Average Taxable Value represents 50% of the average sales price for recent sales in the community.

*Schools values are calculated using the predominate school district for the community.

	Schools	Intermediate Schools	Community College	Local Community	Operations	County P&R/ART/TRANSIT	County P&R/HCMA/ZOO
Average Taxable Value†	\$950,000						
<i>Rate</i>	8.7980	3.1658	1.4891	11.1547	3.9686	1.7891	
<i>Tax Dollars</i>	\$8,358.10	\$3,007.51	\$1,414.65	\$10,596.97	\$3,770.17	\$1,699.65	
*Pontiac Schools	<i>Percentage</i>	28.97%	10.43%	4.90%	36.74%	13.07%	5.89%

City of Lake Angelus



†Average Taxable Value represents 50% of the average sales price for recent sales in the community.

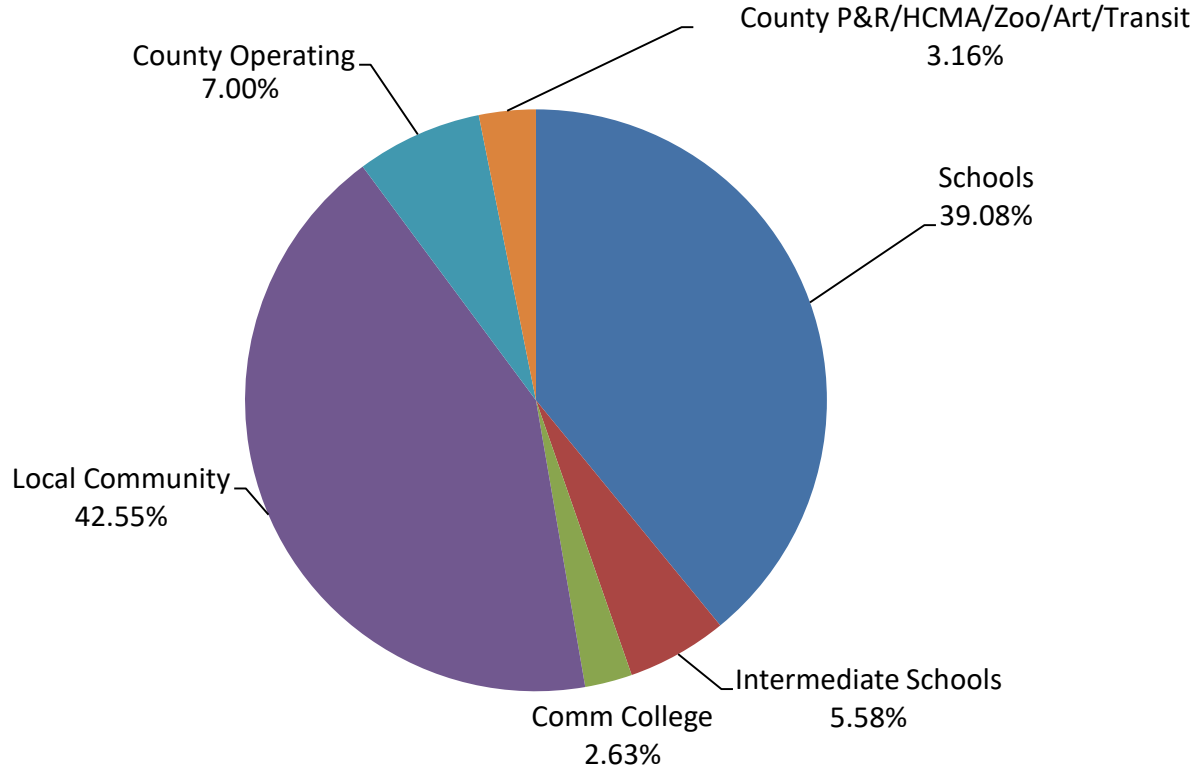
*Schools values are calculated using the predominate school district for the community.

Average
Taxable Value† \$152,500

*Southfield Schools

	Schools	Intermediate Schools	Community College	Local Community	Operations	County P&R/HCMA/ZOO ART/TRANSIT	County
<i>Rate</i>	22.1569	3.1658	1.4891	24.1266	3.9686	1.7891	
<i>Tax Dollars</i>	\$3,378.93	\$482.78	\$227.09	\$3,679.31	\$605.21	\$272.84	
<i>Percentage</i>	39.08%	5.58%	2.63%	42.55%	7.00%	3.16%	

City of Lathrup Village



†Average Taxable Value represents 50% of the average sales price for recent sales in the community.

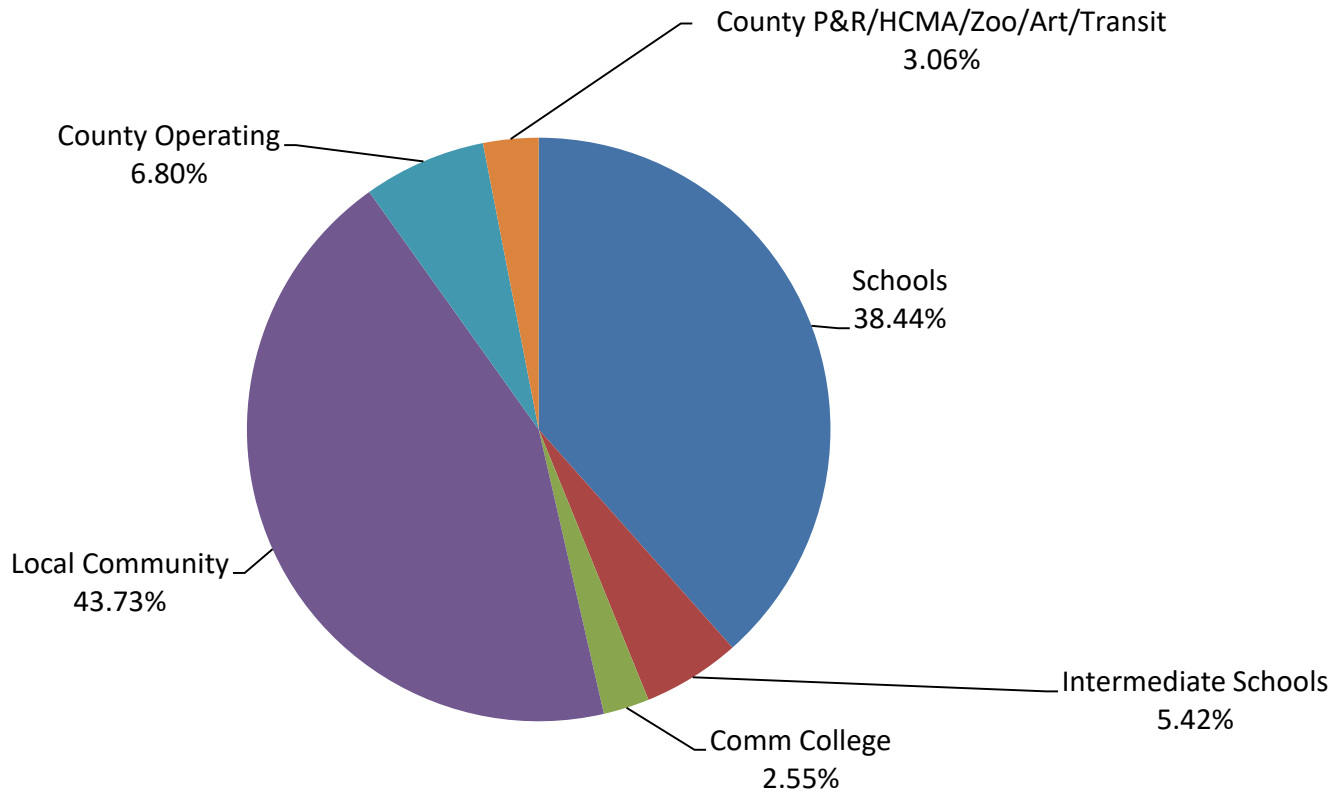
*Schools values are calculated using the predominate school district for the community.

Average
Taxable Value† \$92,250

*Lamphere Schools

	Schools	Intermediate Schools	Community College	Local Community	Operations	County P&R/HCMA/ZOO ART/TRANSIT	County
<i>Rate</i>	22.4416	3.1658	1.4891	25.5288	3.9686	1.7891	
<i>Tax Dollars</i>	\$2,070.24	\$292.05	\$137.37	\$2,355.03	\$366.10	\$165.04	
<i>Percentage</i>	38.44%	5.42%	2.55%	43.73%	6.80%	3.06%	

City of Madison Heights

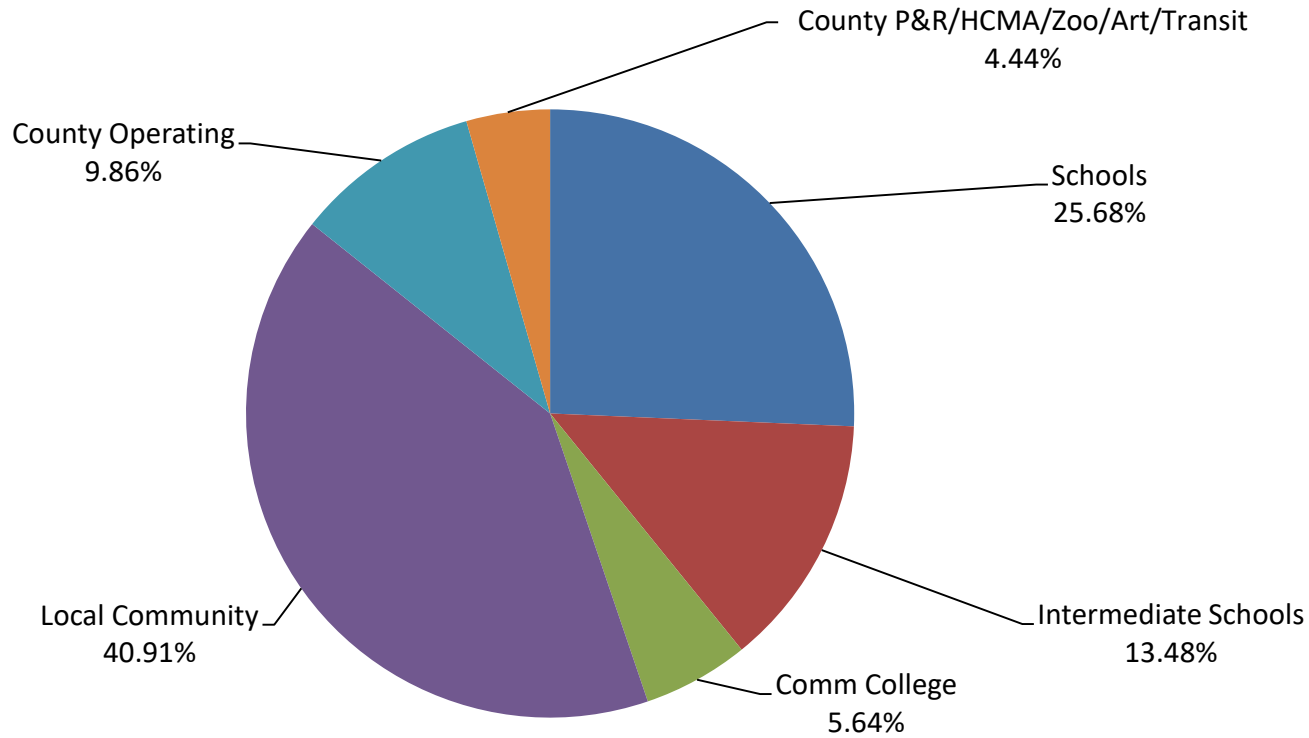


†Average Taxable Value represents 50% of the average sales price for recent sales in the community.

*Schools values are calculated using the predominate school district for the community.

	Schools	Intermediate Schools	Community College	Local Community	Operations	County P&R/HCMA/ZOO ART/TRANSIT	County
Average Taxable Value†	\$194,250						
<i>Rate</i>	10.3396	5.4275	2.2700	16.4728	3.9686	1.7891	
<i>Tax Dollars</i>	\$2,008.47	\$1,054.29	\$440.95	\$3,199.84	\$770.90	\$347.53	
*Northville Schools	<i>Percentage</i>	25.68%	13.48%	5.64%	40.91%	9.86%	4.44%

City of Northville

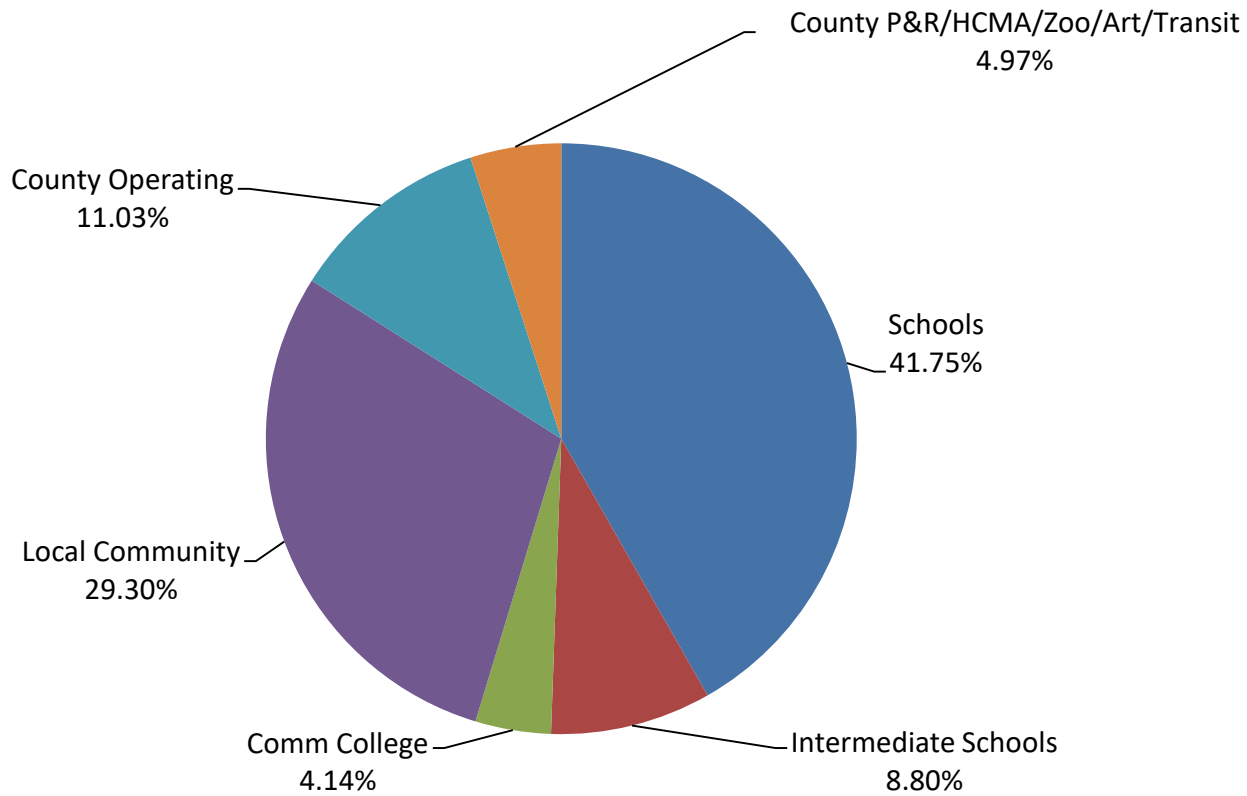


†Average Taxable Value represents 50% of the average sales price for recent sales in the community.

*Schools values are calculated using the predominate school district for the community.

	Schools	Intermediate Schools	Community College	Local Community	Operations	County P&R/HCMA/ZOO ART/TRANSIT	County P&R/HCMA/ZOO
Average Taxable Value†	\$205,000						
Rate	15.0178	3.1658	1.4891	10.5376	3.9686	1.7891	
Tax Dollars	\$3,078.65	\$648.99	\$305.27	\$2,160.21	\$813.56	\$366.77	
*Novi Schools	41.75%	8.80%	4.14%	29.30%	11.03%	4.97%	

City of Novi

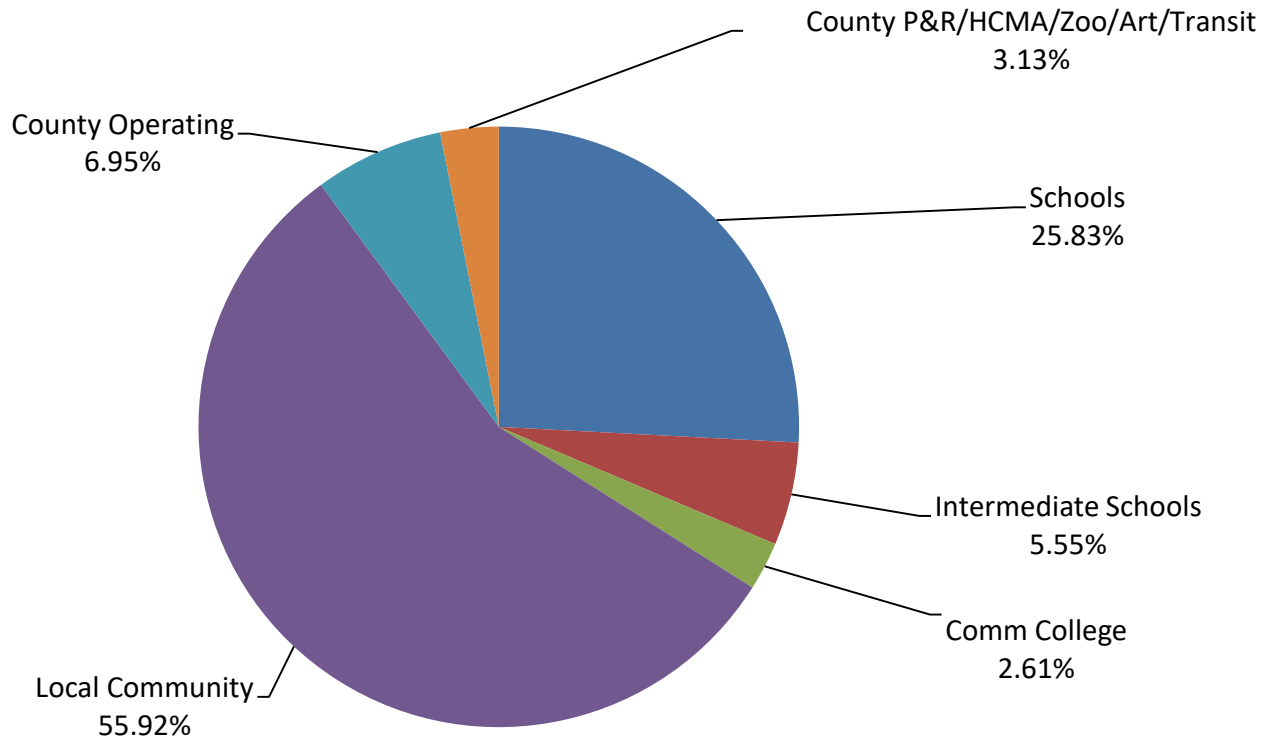


†Average Taxable Value represents 50% of the average sales price for recent sales in the community.

*Schools values are calculated using the predominate school district for the community.

	Schools	Intermediate Schools	Community College	Local Community	Operations	County P&R/HCMA/ZOO ART/TRANSIT	County
Average Taxable Value†	\$112,500						
<i>Rate</i>	14.7436	3.1658	1.4891	31.9151	3.9686	1.7891	
<i>Tax Dollars</i>	\$1,658.66	\$356.15	\$167.52	\$3,590.45	\$446.47	\$201.27	
*Oak Park Schools	<i>Percentage</i>	25.83%	5.55%	2.61%	55.92%	6.95%	3.13%

City of Oak Park

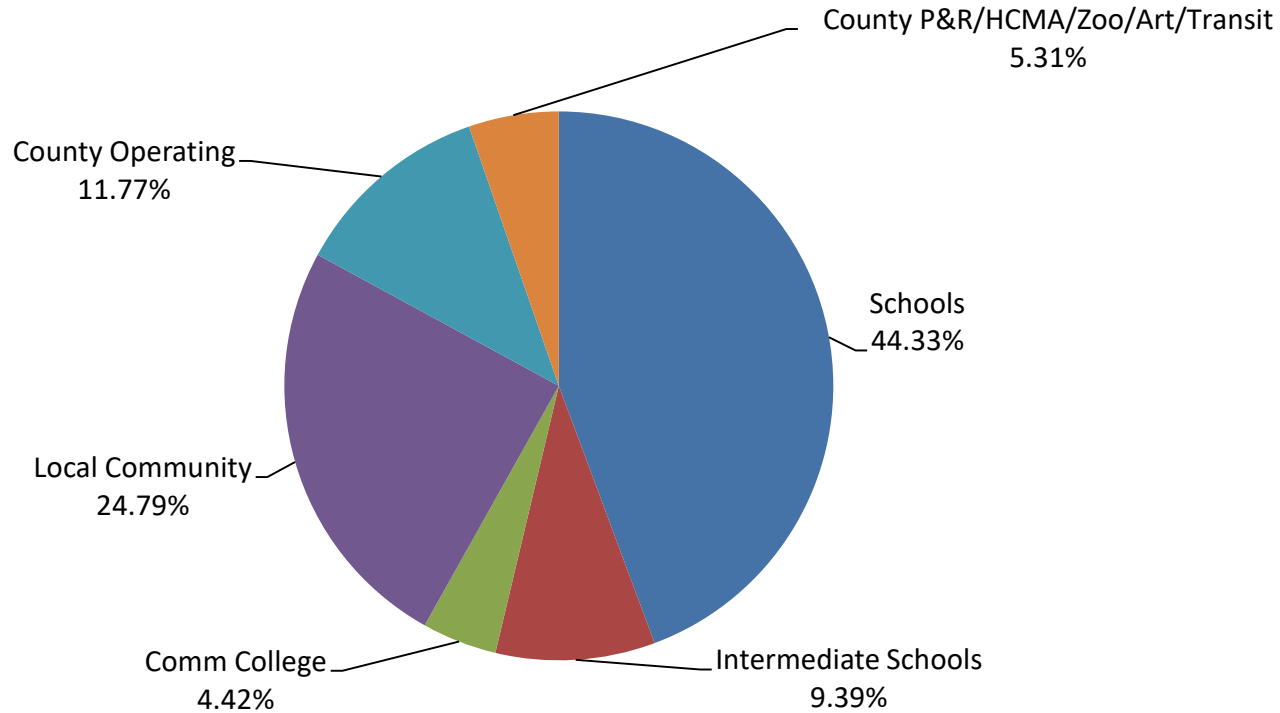


†Average Taxable Value represents 50% of the average sales price for recent sales in the community.

*Schools values are calculated using the predominate school district for the community.

	Schools	Intermediate Schools	Community College	Local Community	Operations	County P&R/HCMA/ZOO ART/TRANSIT	County
Average Taxable Value†	\$475,000						
Rate	14.9467	3.1658	1.4891	8.3600	3.9686	1.7891	
Tax Dollars	\$7,099.68	\$1,503.76	\$707.32	\$3,971.00	\$1,885.09	\$849.82	
*West Bloomfield Schools	Percentage	44.33%	9.39%	4.42%	24.79%	11.77%	5.31%

City of Orchard Lake

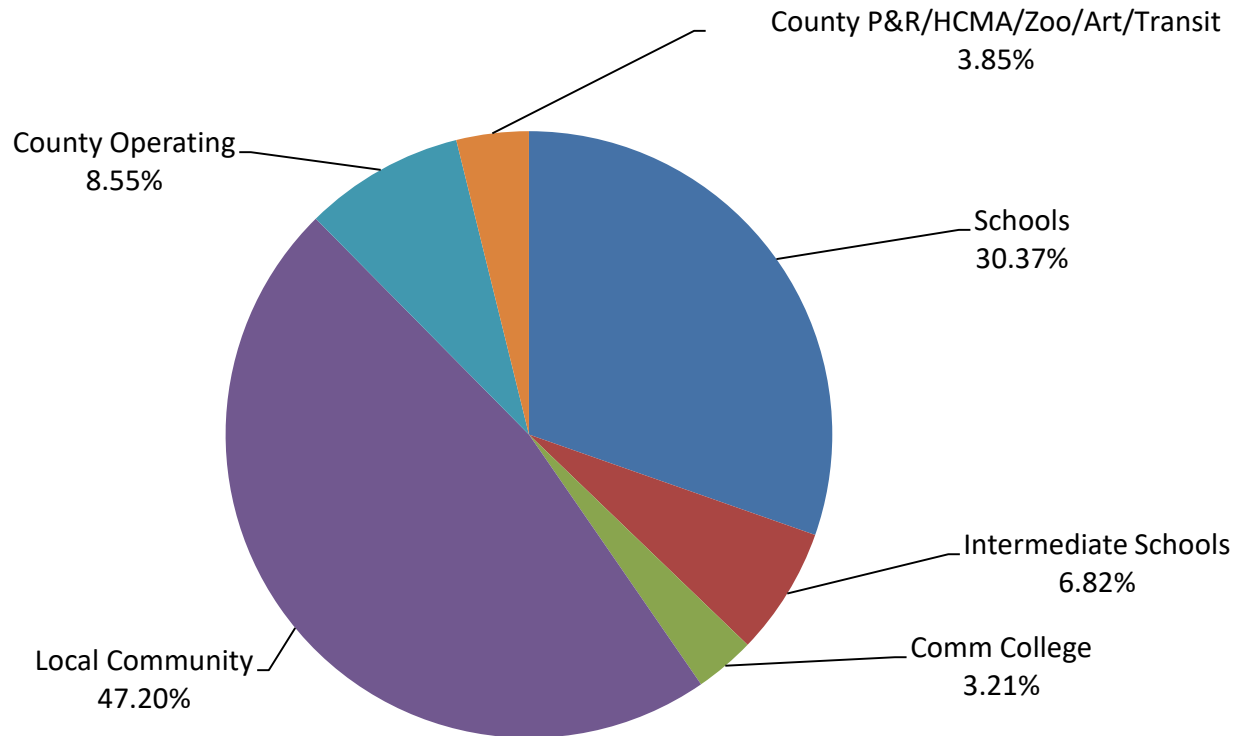


†Average Taxable Value represents 50% of the average sales price for recent sales in the community.

*Schools values are calculated using the predominate school district for the community.

	Schools	Intermediate Schools	Community College	Local Community	Operations	County P&R/HCMA/ZOO ART/TRANSIT	County
Average Taxable Value†	\$205,000						
Rate	14.1018	3.1658	1.4891	21.9147	3.9686	1.7891	
Tax Dollars	\$2,890.87	\$648.99	\$305.27	\$4,492.51	\$813.56	\$366.77	
*Ferndale Schools	Percentage	30.37%	6.82%	3.21%	47.20%	8.55%	3.85%

City of Pleasant Ridge

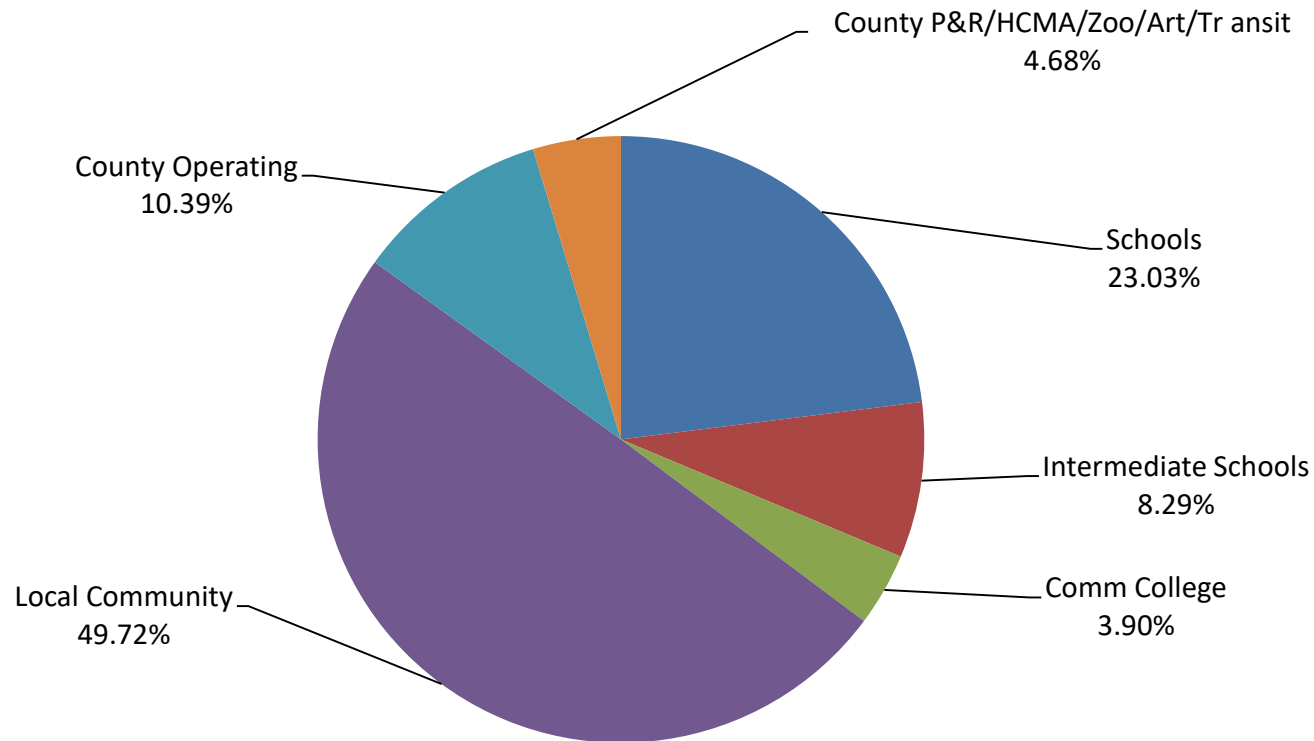


†Average Taxable Value represents 50% of the average sales price for recent sales in the community.

*Schools values are calculated using the predominate school district for the community.

	Schools	Intermediate Schools	Community College	Local Community	Operations	County P&R/HCMA/ZOO ART/TRANSIT	County P&R/HCMA/ZOO
Average Taxable Value†	\$54,975						
<i>Rate</i>		8.7980	3.1658	1.4891	18.9957	3.9686	1.7891
<i>Tax Dollars</i>		\$483.67	\$174.04	\$81.86	\$1,044.29	\$218.17	\$98.36
*Pontiac Schools		23.03%	8.29%	3.90%	49.72%	10.39%	4.68%

City of Pontiac

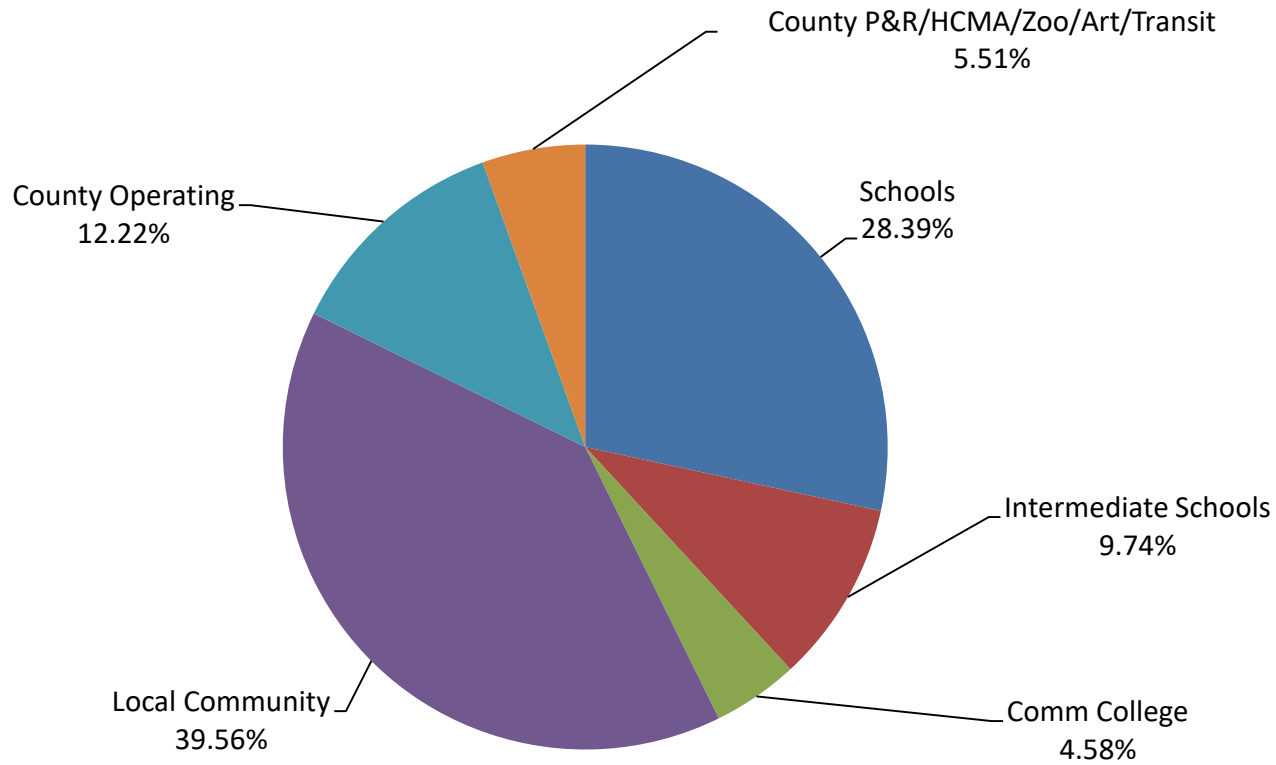


†Average Taxable Value represents 50% of the average sales price for recent sales in the community.

*Schools values are calculated using the predominate school district for the community.

	Schools	Intermediate Schools	Community College	Local Community	Operations	County P&R/HCMA/ZOO ART/TRANSIT	County
Average Taxable Value†	\$175,000						
Rate	9.2230	3.1658	1.4891	12.8514	3.9686	1.7891	
Tax Dollars	\$1,614.03	\$554.02	\$260.59	\$2,249.00	\$694.51	\$313.09	
*Rochester Schools	Percentage	28.39%	9.74%	4.58%	39.56%	12.22%	5.51%

City of Rochester

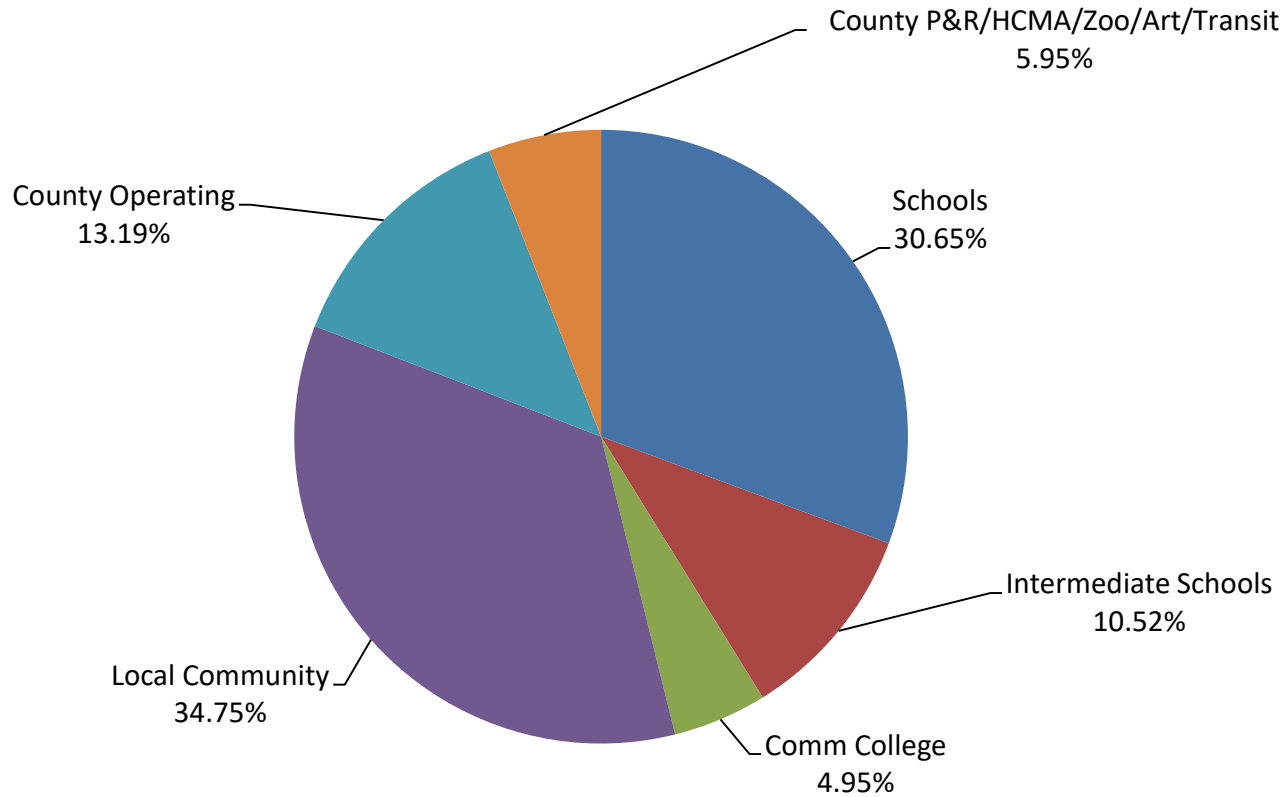


†Average Taxable Value represents 50% of the average sales price for recent sales in the community.

*Schools values are calculated using the predominate school district for the community.

	Schools	Intermediate Schools	Community College	Local Community	Operations	County P&R/ART/TRANSIT	County P&R/HCMA/ZOO
Average Taxable Value†	\$205,000						
Rate	9.2230	3.1658	1.4891	10.4573	3.9686	1.7891	
Tax Dollars	\$1,890.72	\$648.99	\$305.27	\$2,143.75	\$813.56	\$366.77	
*Rochester Schools	Percentage	30.65%	10.52%	4.95%	34.75%	13.19%	5.95%

City of Rochester Hills

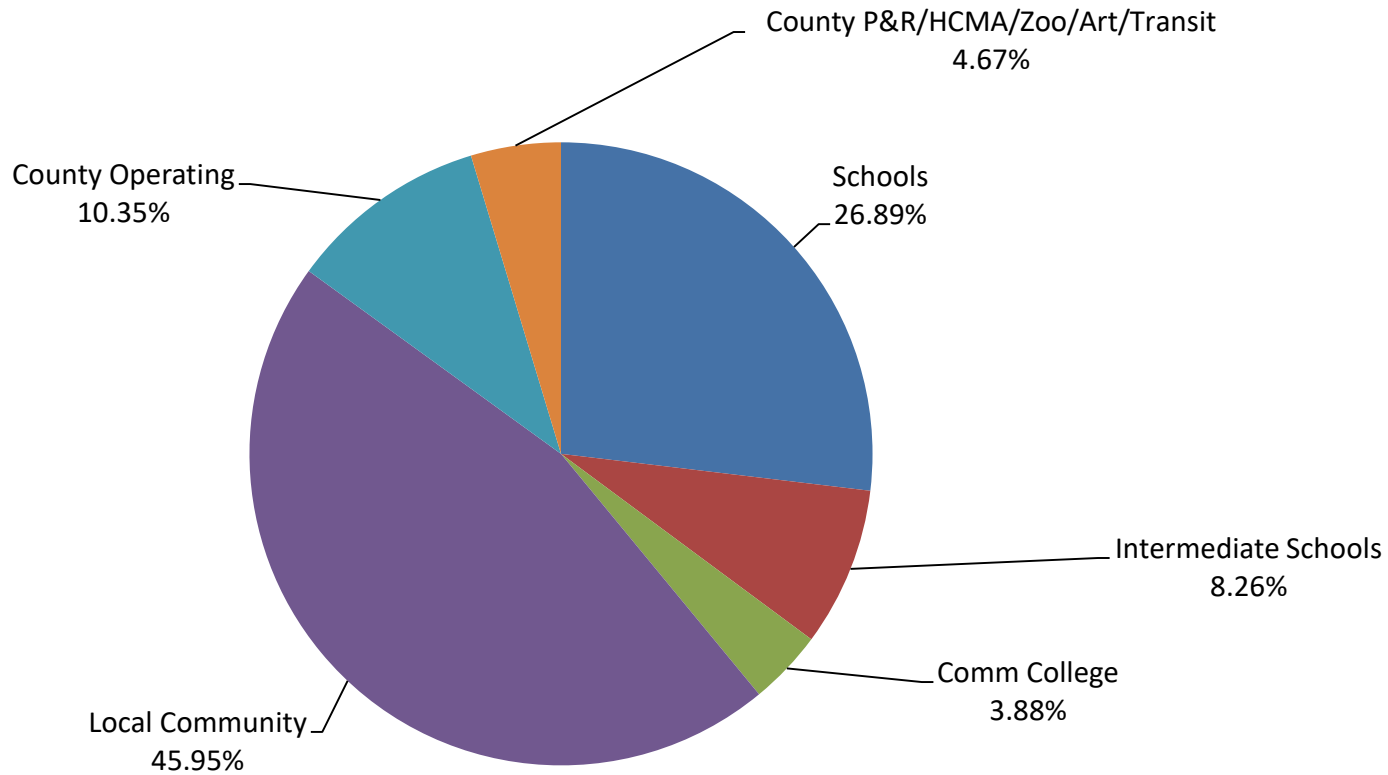


†Average Taxable Value represents 50% of the average sales price for recent sales in the community.

*Schools values are calculated using the predominate school district for the community.

	Schools	Intermediate Schools	Community College	Local Community	Operations	County ART/TRANSIT	County P&R/HCMA/ZOO
Average Taxable Value†	\$157,500						
Rate	10.3109	3.1658	1.4891	17.6187	3.9686	1.7891	
Tax Dollars	\$1,623.97	\$498.61	\$234.53	\$2,774.95	\$625.05	\$281.78	
*Royal Oak Schools	Percentage	26.89%	8.26%	3.88%	45.95%	10.35%	4.67%

City of Royal Oak

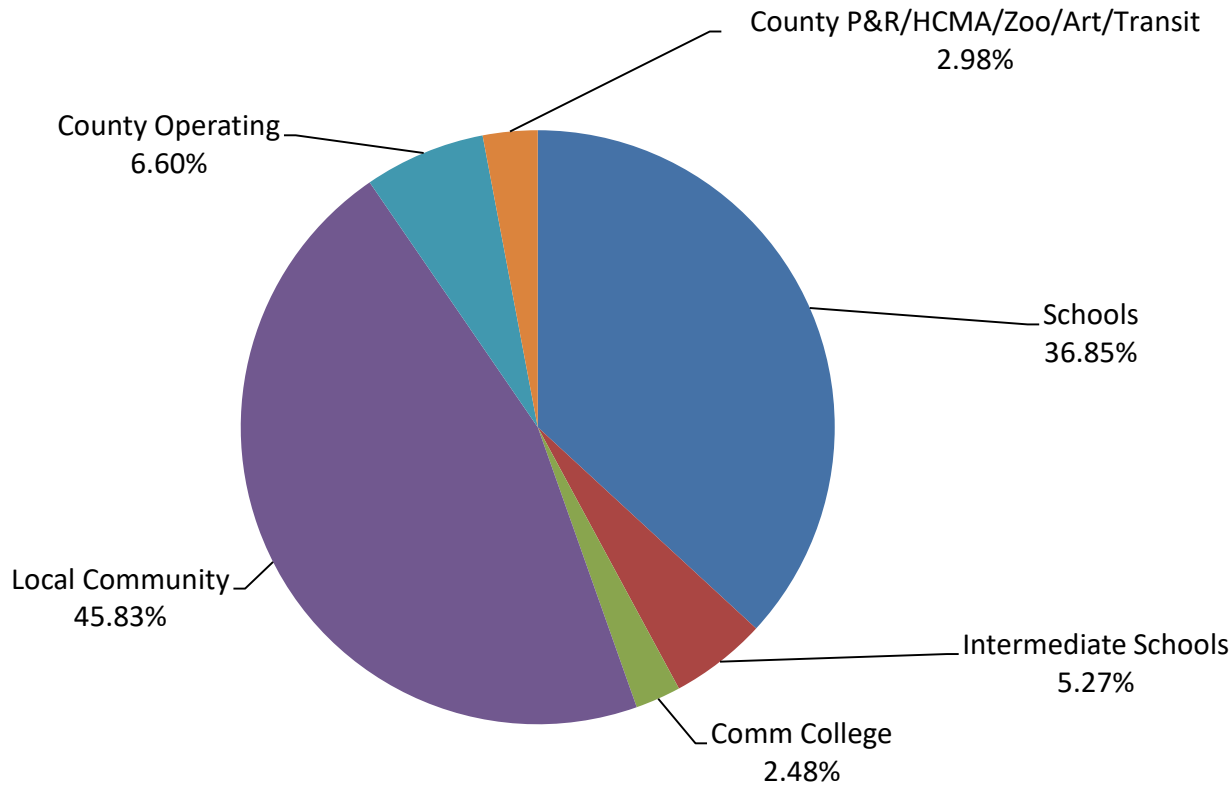


†Average Taxable Value represents 50% of the average sales price for recent sales in the community.

*Schools values are calculated using the predominate school district for the community.

	Schools	Intermediate Schools	Community College	Local Community	Operations	County P&R/HCMA/ZOO ART/TRANSIT	County P&R/HCMA/ZOO
Average Taxable Value†	\$110,000						
Rate	22.1569	3.1658	1.4891	27.5579	3.9686	1.7891	
Tax Dollars	\$2,437.26	\$348.24	\$163.80	\$3,031.37	\$436.55	\$196.80	
*Southfield Schools	Percentage	36.85%	5.27%	2.48%	45.83%	6.60%	2.98%

City of Southfield

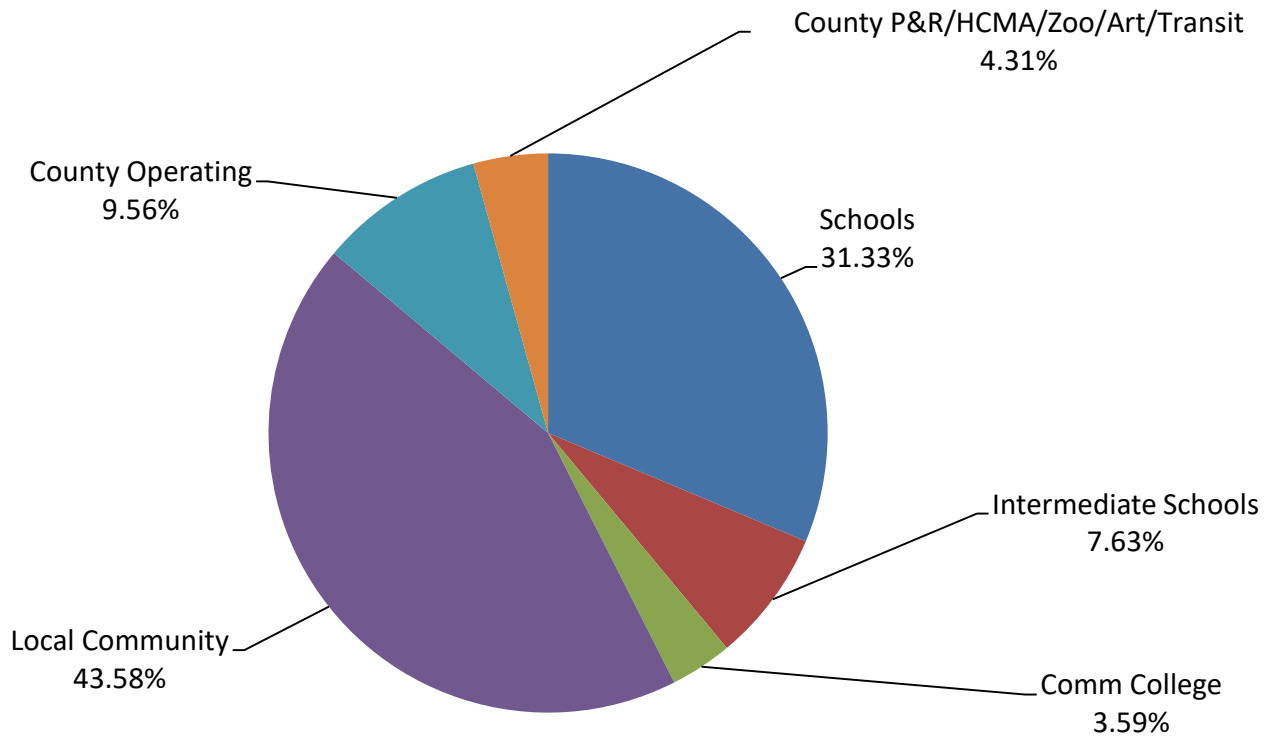


†Average Taxable Value represents 50% of the average sales price for recent sales in the community.

*Schools values are calculated using the predominate school district for the community.

	Schools	Intermediate Schools	Community College	Local Community	County Operations	County P&R/HCMA/ZOO ART/TRANSIT	County
Average Taxable Value†	\$143,750						
Rate	13.0000	3.1658	1.4891	18.0813	3.9686	1.7891	
Tax Dollars	\$1,868.75	\$455.08	\$214.06	\$2,599.19	\$570.49	\$257.18	
*South Lyon Schools	Percentage	31.33%	7.63%	3.59%	43.58%	9.56%	4.31%

City of South Lyon

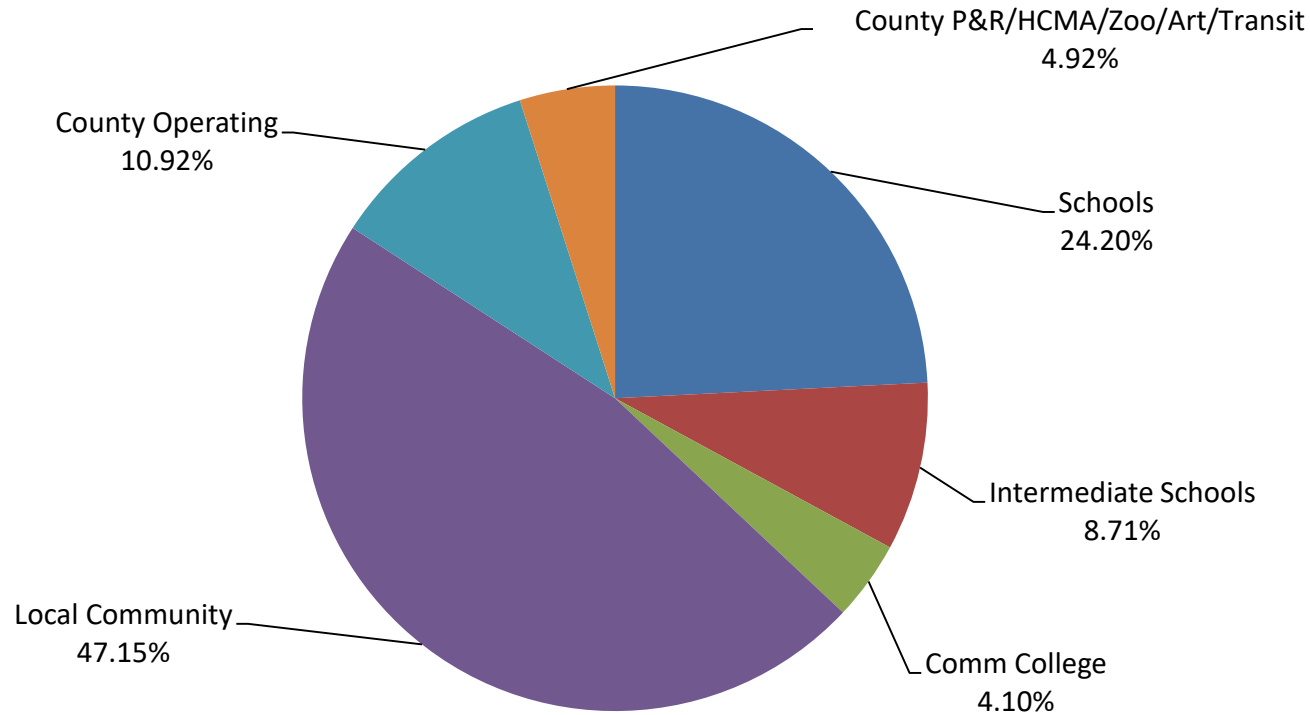


†Average Taxable Value represents 50% of the average sales price for recent sales in the community.

*Schools values are calculated using the predominate school district for the community.

	Schools	Intermediate Schools	Community College	Local Community	Operations	County P&R/HCMA/ZOO ART/TRANSIT	County
Average Taxable Value†	\$165,000						
<i>Rate</i>	8.7980	3.1658	1.4891	17.1408	3.9686	1.7891	
<i>Tax Dollars</i>	\$1,451.67	\$522.36	\$245.70	\$2,828.23	\$654.82	\$295.20	
*Pontiac Schools	<i>Percentage</i>	24.20%	8.71%	4.10%	47.15%	10.92%	4.92%

City of Sylvan Lake

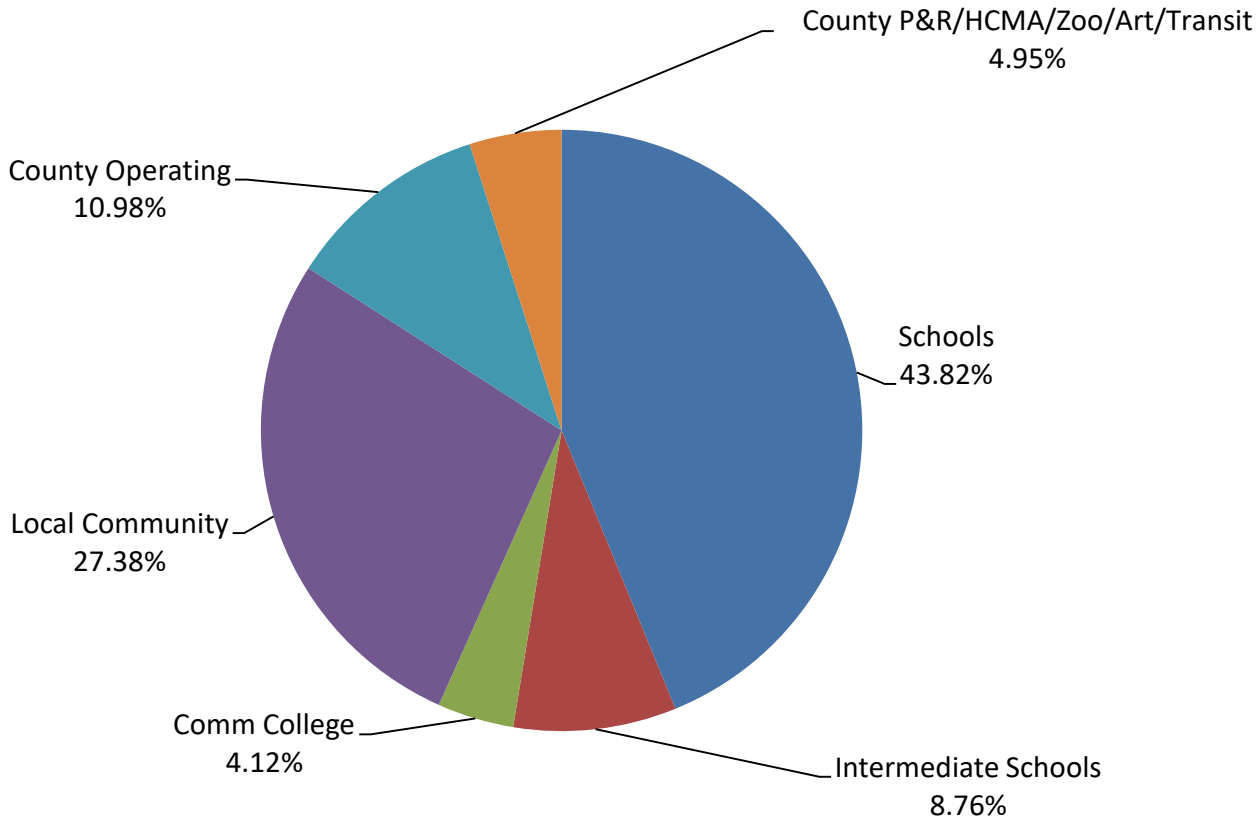


†Average Taxable Value represents 50% of the average sales price for recent sales in the community.

*Schools values are calculated using the predominate school district for the community.

	Schools	Intermediate Schools	Community College	Local Community	Operations	County P&R/HCMA/ZOO ART/TRANSIT	County
Average Taxable Value†	\$200,500						
<i>Rate</i>	15.8415	3.1658	1.4891	9.8966	3.9686	1.7891	
<i>Tax Dollars</i>	\$3,176.22	\$634.74	\$298.56	\$1,984.27	\$795.70	\$358.71	
*Troy Schools	<i>Percentage</i>	43.82%	8.76%	4.12%	27.38%	10.98%	4.95%

City of Troy

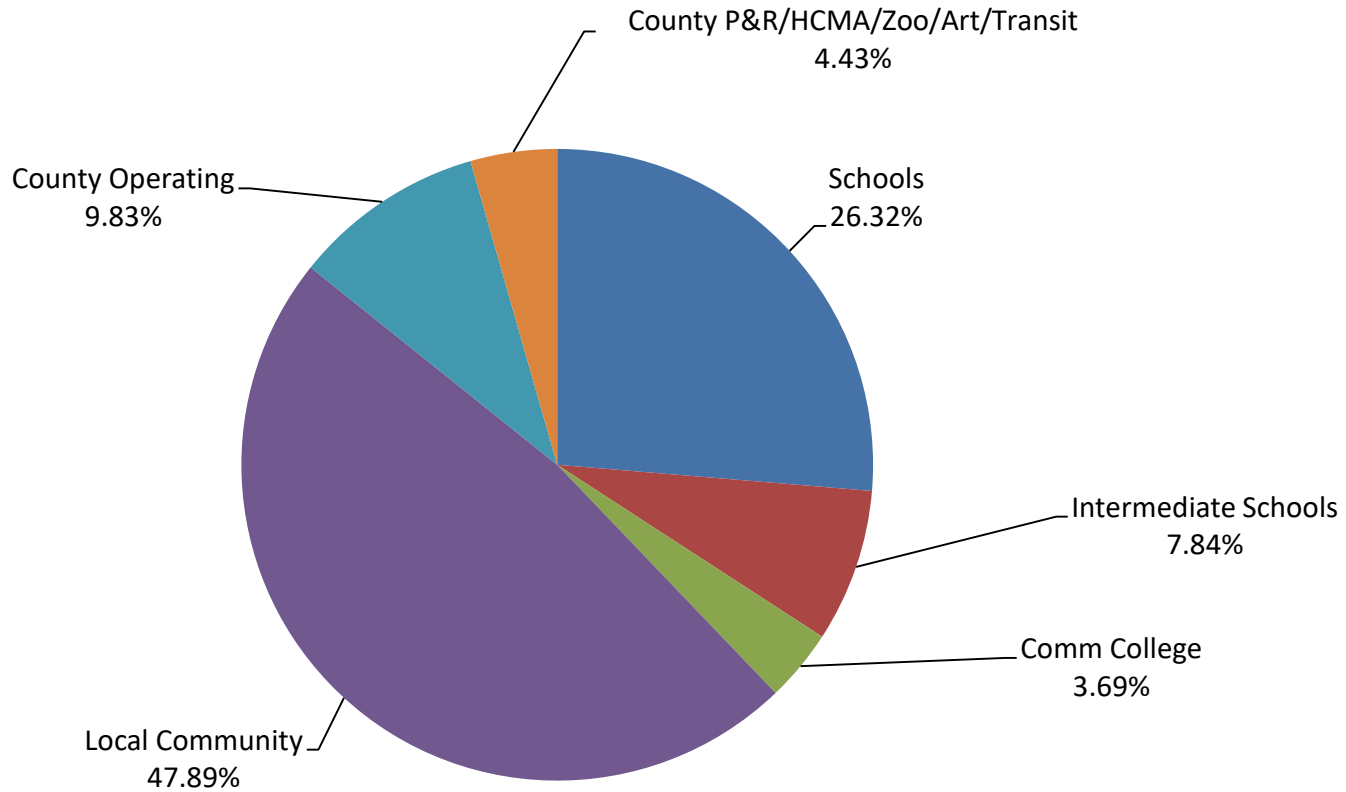


†Average Taxable Value represents 50% of the average sales price for recent sales in the community.

*Schools values are calculated using the predominate school district for the community.

	Schools	Intermediate Schools	Community College	Local Community	Operations	County P&R/HCMA/ZOO ART/TRANSIT	County
Average Taxable Value†	\$113,000						
Rate	10.6300	3.1658	1.4891	19.3412	3.9686	1.7891	
Tax Dollars	\$1,201.19	\$357.74	\$168.27	\$2,185.56	\$448.45	\$202.17	
*Walled Lake Schools	Percentage	26.32%	7.84%	3.69%	47.89%	9.83%	4.43%

City of Walled Lake

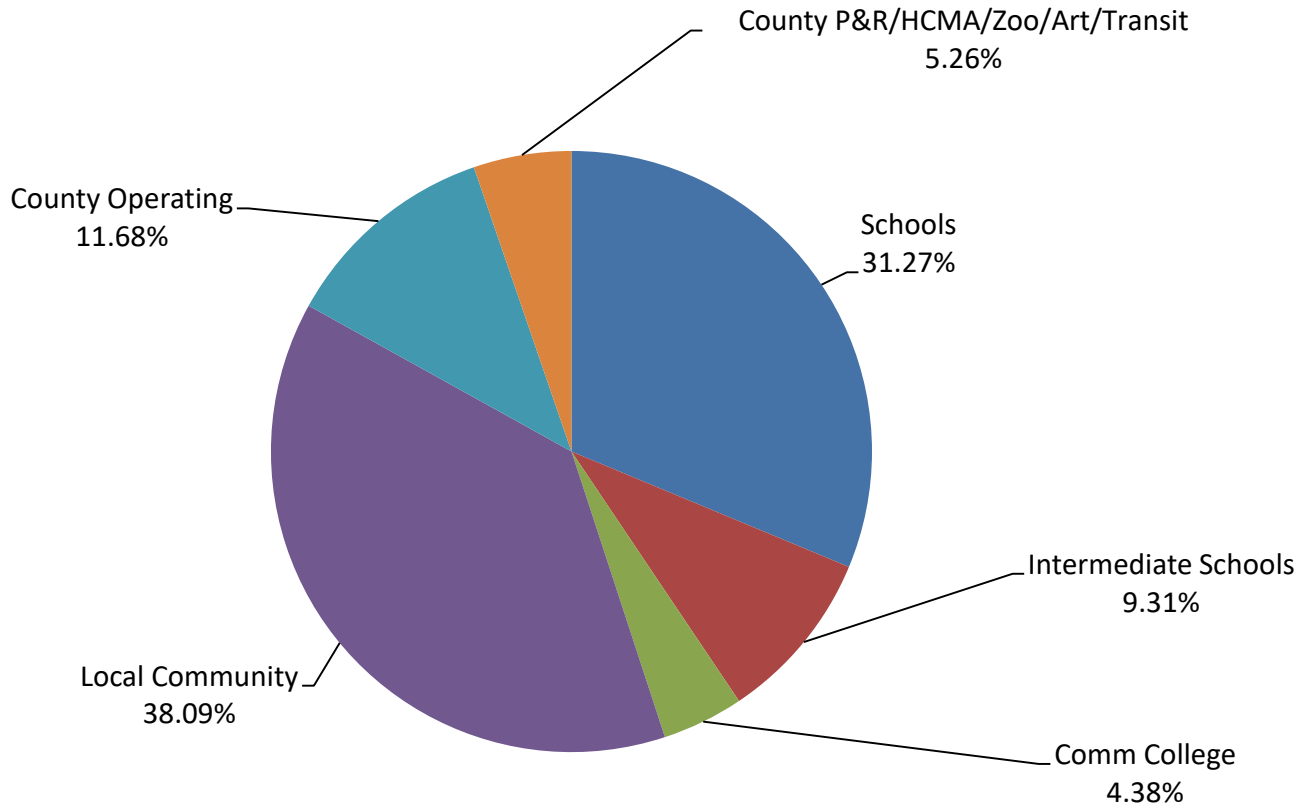


†Average Taxable Value represents 50% of the average sales price for recent sales in the community.

*Schools values are calculated using the predominate school district for the community.

	Schools	Intermediate Schools	Community College	Local Community	Operations	County ART/TRANSIT	County P&R/HCMA/ZOO
Average Taxable Value†	\$160,000						
Rate	10.6300	3.1658	1.4891	12.9487	3.9686	1.7891	
Tax Dollars	\$1,700.80	\$506.53	\$238.26	\$2,071.79	\$634.98	\$286.26	
*Walled Lake Schools	Percentage	31.27%	9.31%	4.38%	38.09%	11.68%	5.26%

City of Wixom

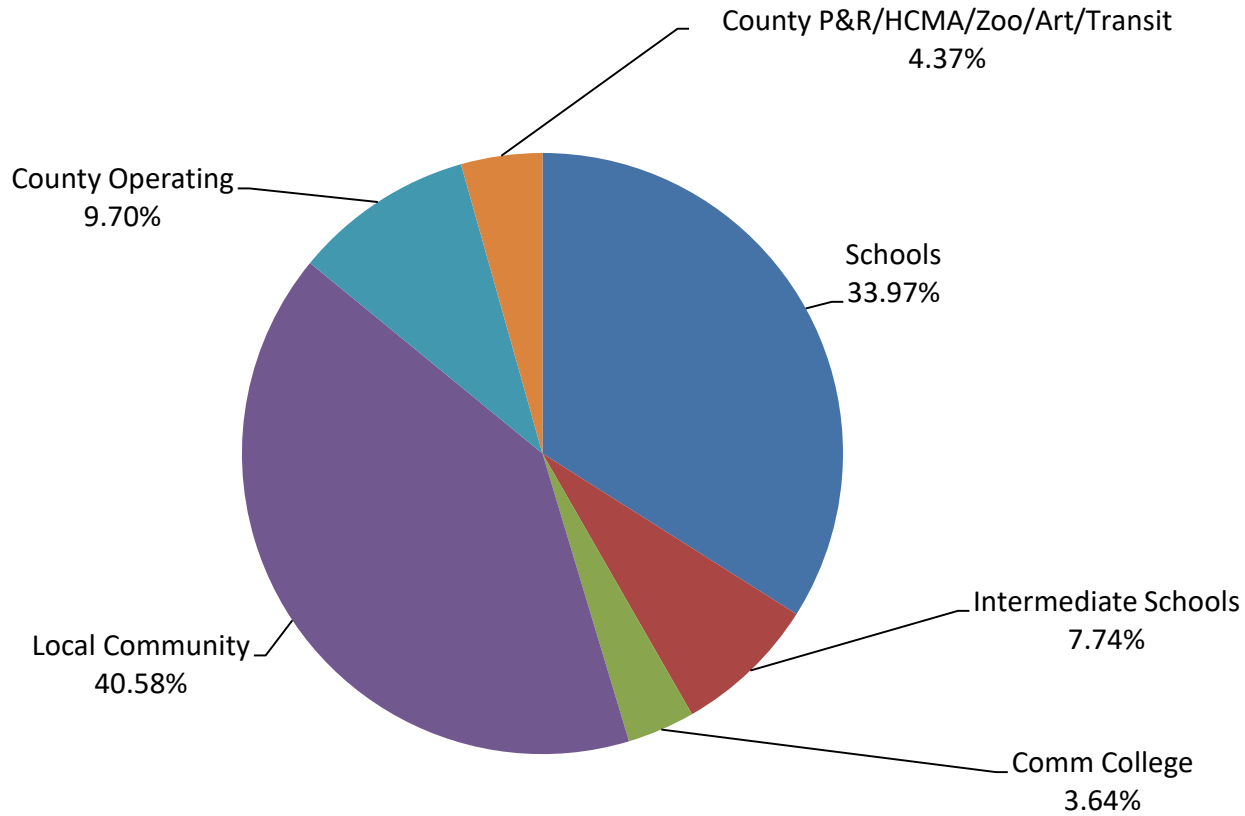


†Average Taxable Value represents 50% of the average sales price for recent sales in the community.

*Schools values are calculated using the predominate school district for the community.

	Schools	Intermediate Schools	Community College	Local Community	Operations	County P&R/HCMA/ZOO ART/TRANSIT	County
Average Taxable Value†	\$135,325						
<i>Rate</i>		13.9000	3.1658	1.4891	16.6011	3.9686	1.7891
<i>Tax Dollars</i>		\$1,881.02	\$428.41	\$201.51	\$2,246.54	\$537.05	\$242.11
*Oxford Schools		33.97%	7.74%	3.64%	40.58%	9.70%	4.37%

Village of Leonard

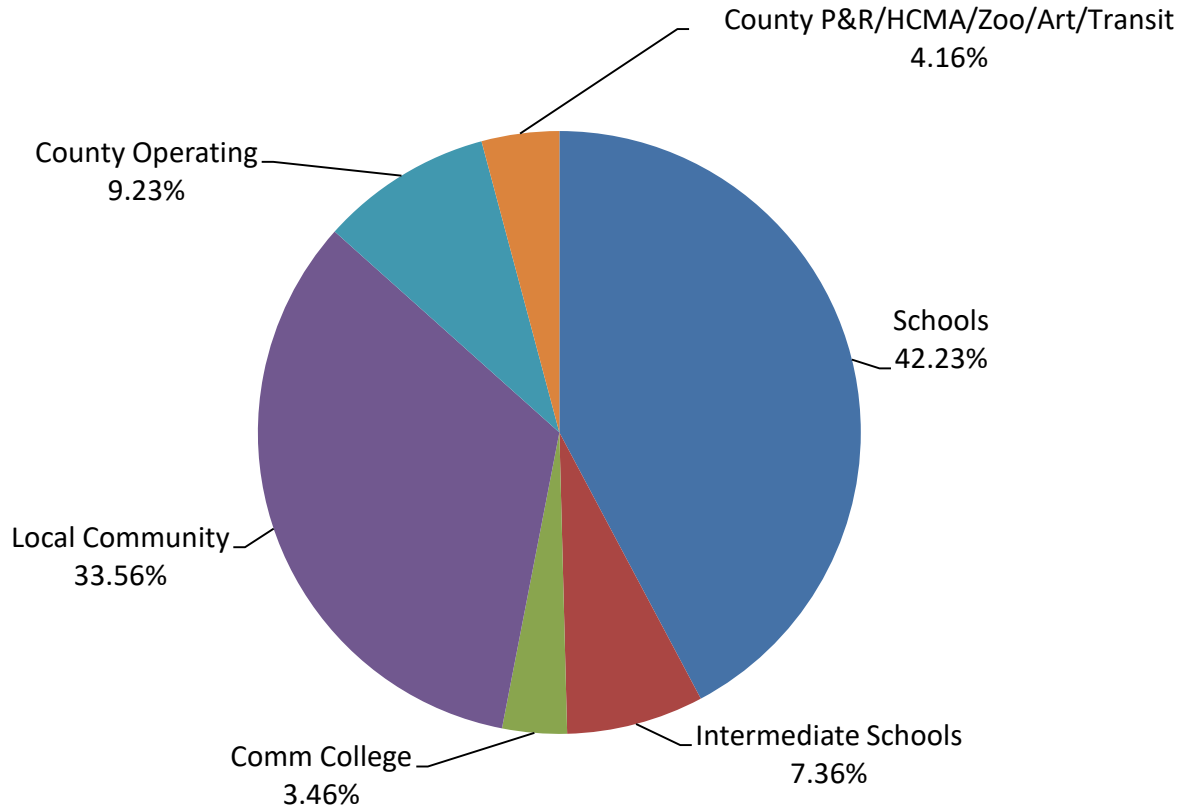


†Average Taxable Value represents 50% of the average sales price for recent sales in the community.

*Schools values are calculated using the predominate school district for the community.

	Schools	Intermediate Schools	Community College	Local Community	Operations	County ART/TRANSIT	County P&R/HCMA/ZOO
Average Taxable Value†	\$114,475						
<i>Rate</i>	18.1600	3.1658	1.4891	14.4327	3.9686	1.7891	
<i>Tax Dollars</i>	\$2,078.87	\$362.40	\$170.46	\$1,652.18	\$454.31	\$204.81	
*Brandon Schools							
<i>Percentage</i>	42.23%	7.36%	3.46%	33.56%	9.23%	4.16%	

Village of Ortonville

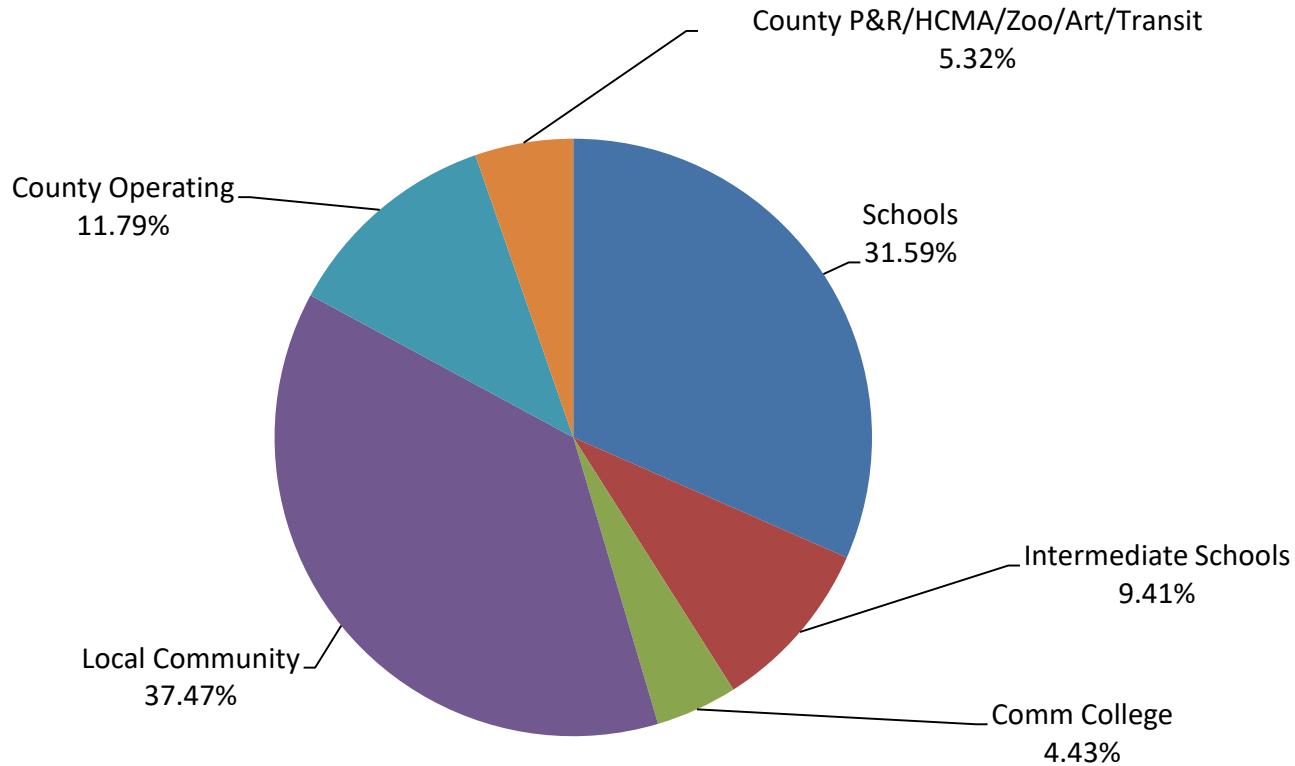


†Average Taxable Value represents 50% of the average sales price for recent sales in the community.

*Schools values are calculated using the predominate school district for the community.

	Schools	Intermediate Schools	Community College	Local Community	Operations	County ART/TRANSIT	County P&R/HCMA/ZOO
Average Taxable Value†	\$150,000						
Rate	10.6300	3.1658	1.4891	12.6093	3.9686	1.7891	
Tax Dollars	\$1,594.50	\$474.87	\$223.37	\$1,891.40	\$595.29	\$268.37	
*Walled Lake Schools	Percentage	31.59%	9.41%	4.43%	37.47%	11.79%	5.32%

Village of Wolverine Lake

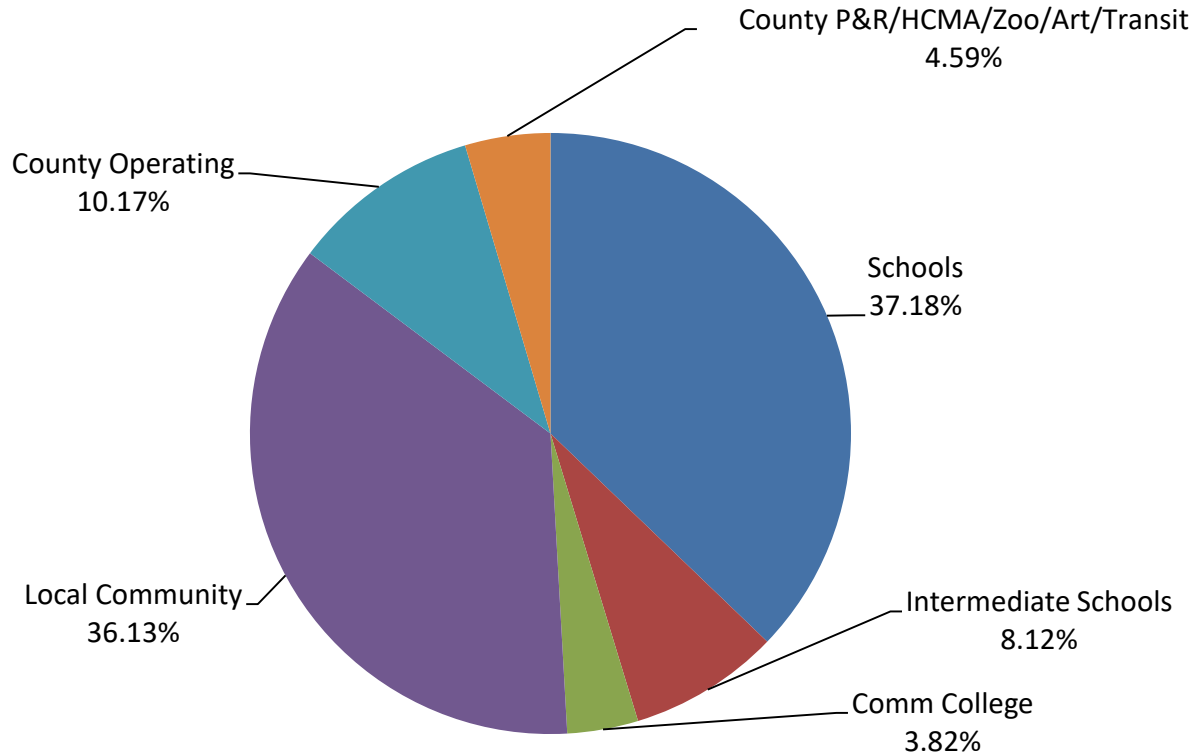


†Average Taxable Value represents 50% of the average sales price for recent sales in the community.

*Schools values are calculated using the predominate school district for the community.

	Schools	Intermediate Schools	Community College	Local Community	Operations	County P&R/HCMA/ZOO ART/TRANSIT	County
Average Taxable Value†	\$97,500						
<i>Rate</i>	14.5000	3.1658	1.4891	14.0914	3.9686	1.7891	
<i>Tax Dollars</i>	\$1,413.75	\$308.67	\$145.19	\$1,373.91	\$386.94	\$174.44	
*Holly Schools	<i>Percentage</i>	37.18%	8.12%	3.82%	36.13%	10.17%	4.59%

Village of Holly

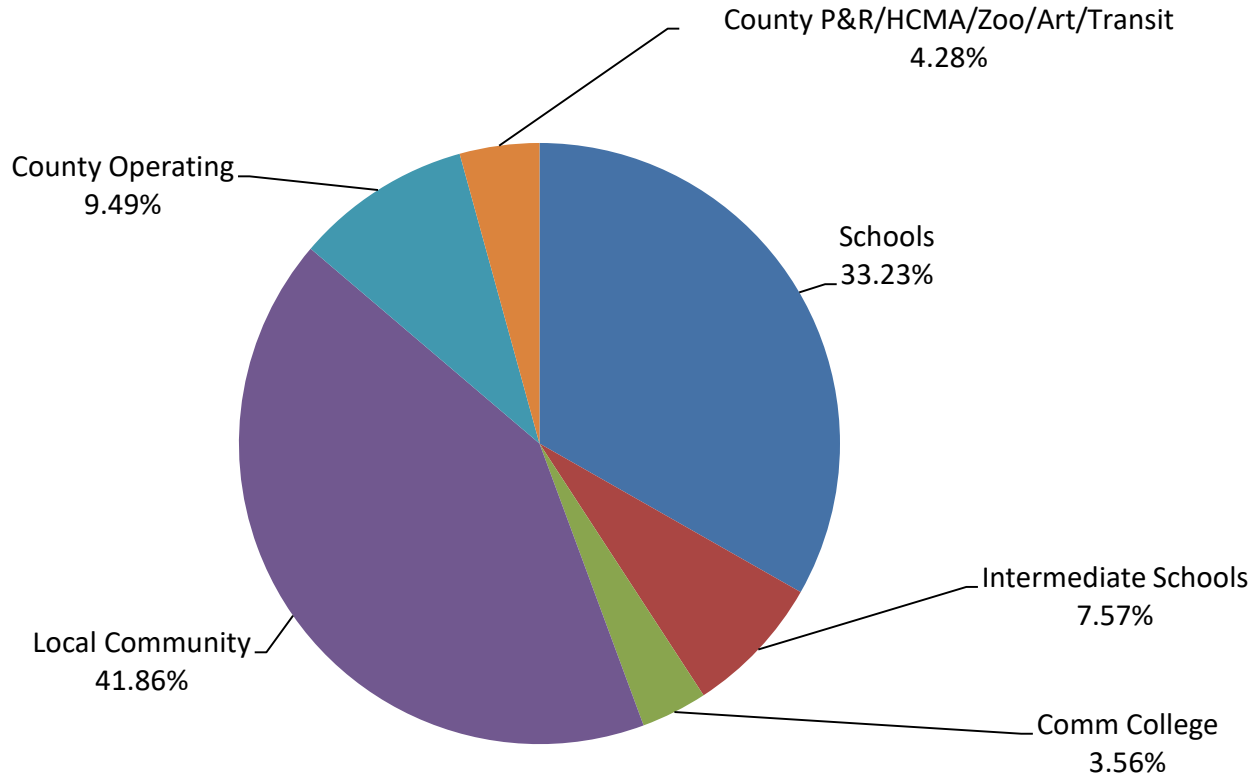


†Average Taxable Value represents 50% of the average sales price for recent sales in the community.

*Schools values are calculated using the predominate school district for the community.

	Schools	Intermediate Schools	Community College	Local Community	Operations	County P&R/HCMA/ZOO ART/TRANSIT	County
Average Taxable Value†	\$166,250						
<i>Rate</i>	13.8904	3.1658	1.4891	17.4947	3.9686	1.7891	
<i>Tax Dollars</i>	\$2,309.28	\$526.31	\$247.56	\$2,908.49	\$659.78	\$297.44	
*Huron Valley Schools							
<i>Percentage</i>	33.23%	7.57%	3.56%	41.86%	9.49%	4.28%	

Village of Milford

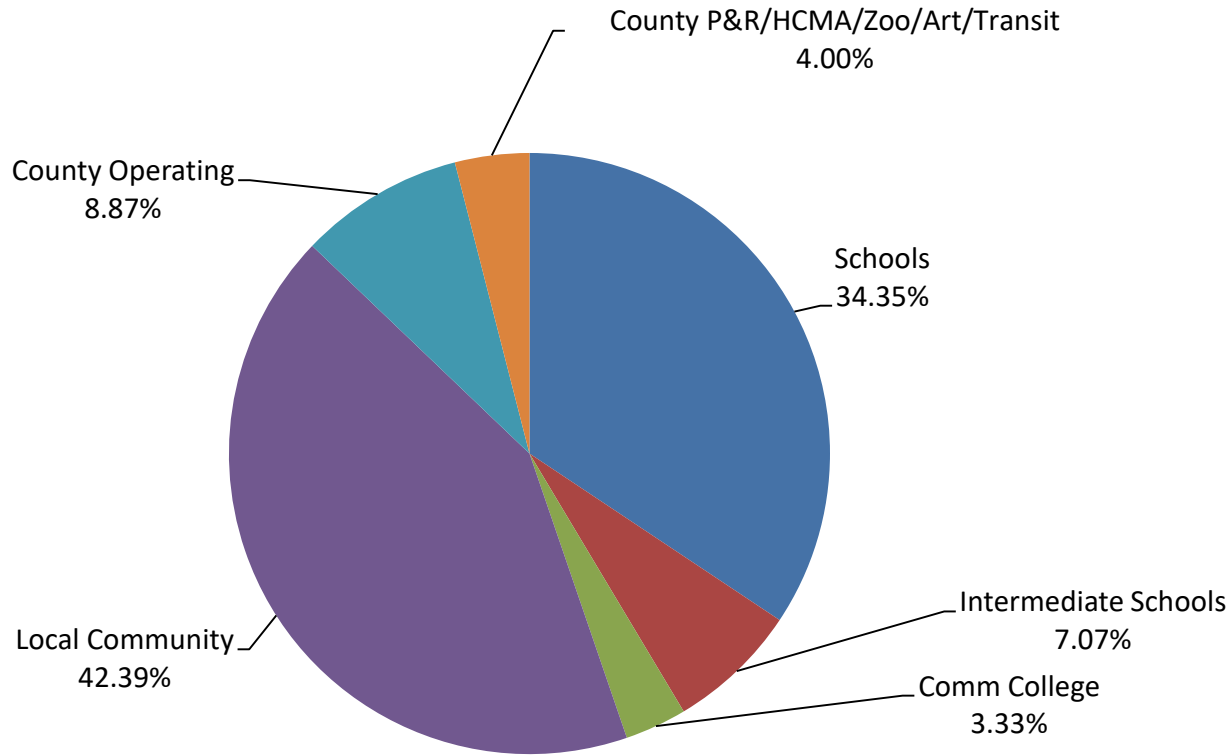


†Average Taxable Value represents 50% of the average sales price for recent sales in the community.

*Schools values are calculated using the predominate school district for the community.

	Schools	Intermediate Schools	Community College	Local Community	Operations	County P&R/ART/TRANSIT	County HCMA/ZOO
Average Taxable Value†	\$141,750						
Rate	15.3772	3.1658	1.4891	18.9766	3.9686	1.7891	
Tax Dollars	\$2,179.72	\$448.75	\$211.08	\$2,689.93	\$562.55	\$253.60	
*Lake Orion Schools	Percentage	34.35%	7.07%	3.33%	42.39%	8.87%	4.00%

Village of Lake Orion

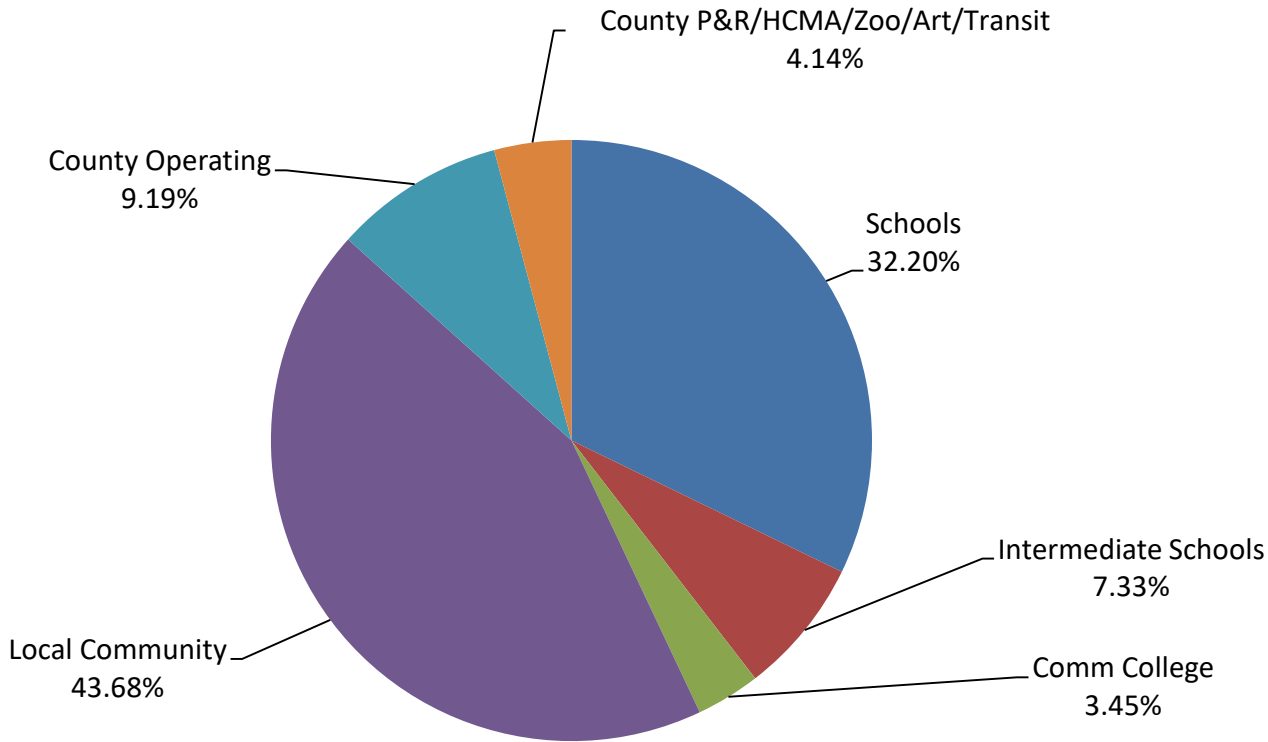


†Average Taxable Value represents 50% of the average sales price for recent sales in the community.

*Schools values are calculated using the predominate school district for the community.

	Schools	Intermediate Schools	Community College	Local Community	Operations	County P&R/HCMA/ZOO ART/TRANSIT	County
Average Taxable Value†	\$140,000						
<i>Rate</i>	13.9000	3.1658	1.4891	18.8599	3.9686	1.7891	
<i>Tax Dollars</i>	\$1,946.00	\$443.21	\$208.47	\$2,640.39	\$555.60	\$250.47	
*Oxford Schools	<i>Percentage</i>	32.20%	7.33%	3.45%	43.68%	9.19%	4.14%

Village of Oxford

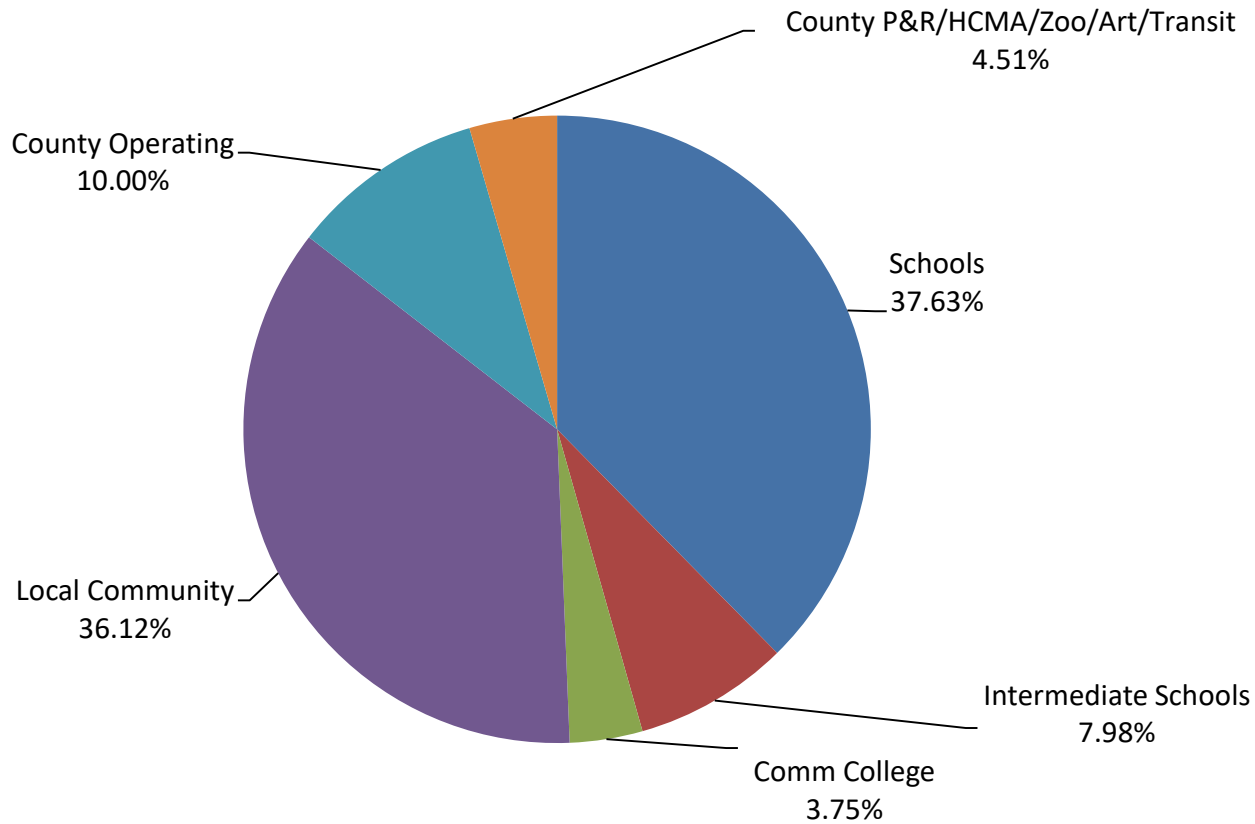


†Average Taxable Value represents 50% of the average sales price for recent sales in the community.

*Schools values are calculated using the predominate school district for the community.

	Schools	Intermediate Schools	Community College	Local Community	Operations	County P&R/HCMA/ZOO ART/TRANSIT	County
Average Taxable Value†	\$246,000						
Rate	14.9287	3.1658	1.4891	14.3310	3.9686	1.7891	
Tax Dollars	\$3,672.46	\$778.79	\$366.32	\$3,525.43	\$976.28	\$440.12	
*Birmingham Schools	Percentage	37.63%	7.98%	3.75%	36.12%	10.00%	4.51%

Village of Beverly Hills

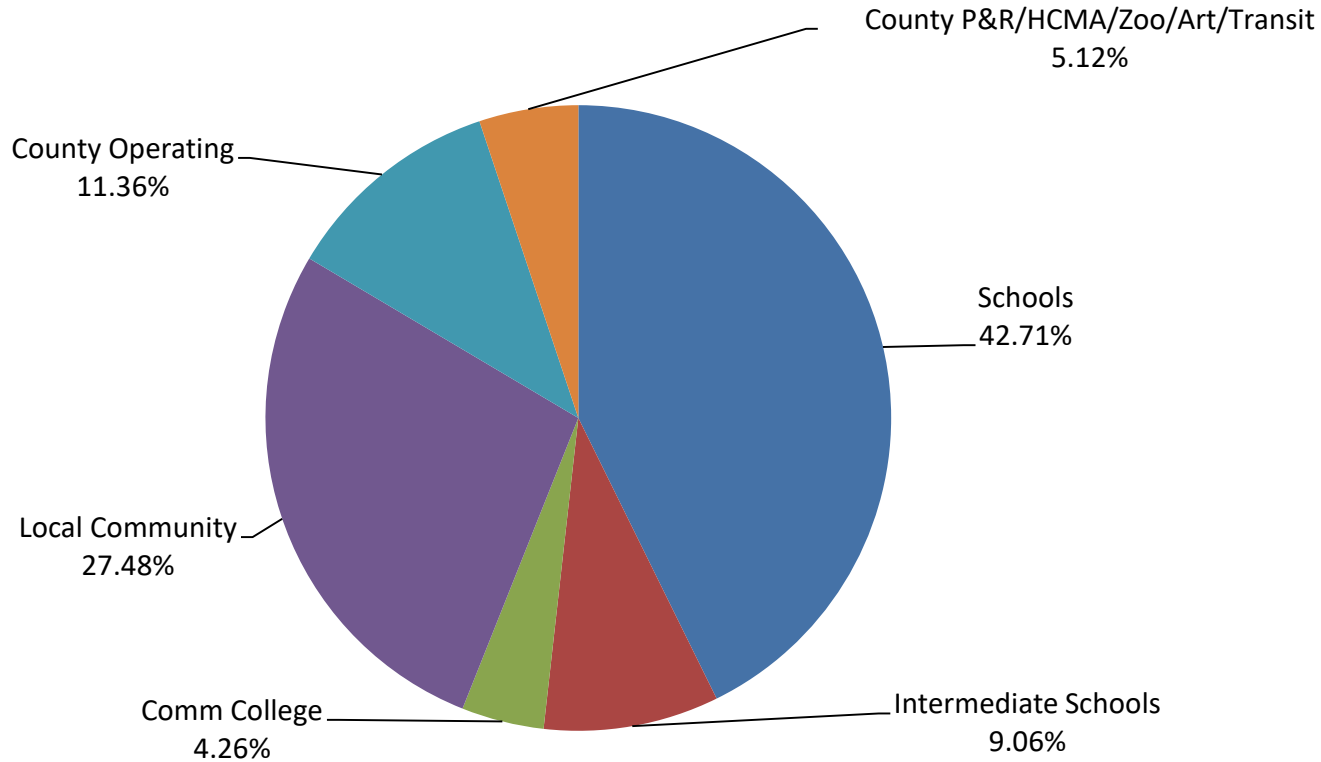


†Average Taxable Value represents 50% of the average sales price for recent sales in the community.

*Schools values are calculated using the predominate school district for the community.

	Schools	Intermediate Schools	Community College	Local Community	Operations	County P&R/HCMA/ZOO ART/TRANSIT	County
Average Taxable Value†	\$273,750						
Rate	14.9207	3.1658	1.4891	9.6000	3.9686	1.7891	
Tax Dollars	\$4,084.54	\$866.64	\$407.64	\$2,628.00	\$1,086.40	\$489.77	
*Birmingham Schools	Percentage	42.71%	9.06%	4.26%	27.48%	11.36%	5.12%

Village of Bingham Farms

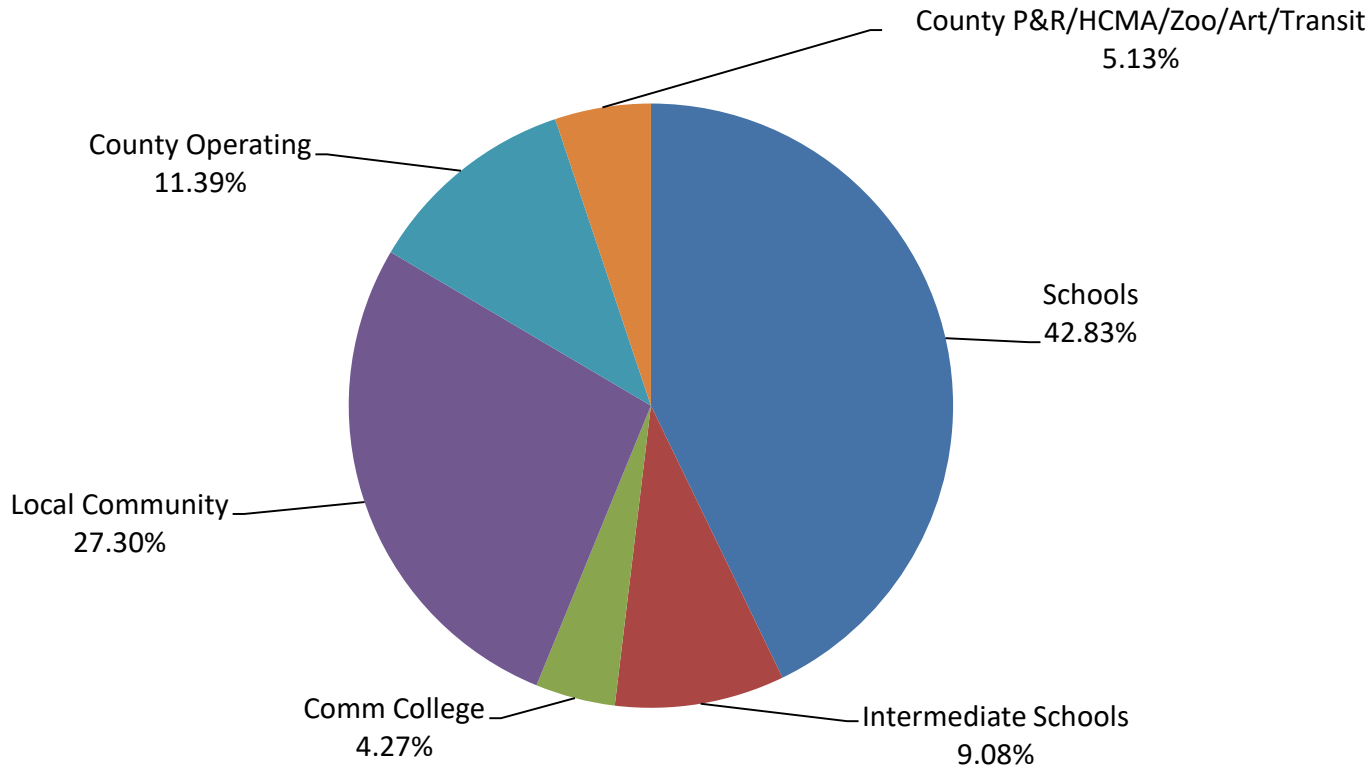


†Average Taxable Value represents 50% of the average sales price for recent sales in the community.

*Schools values are calculated using the predominate school district for the community.

	Schools	Intermediate Schools	Community College	Local Community	Operations	County P&R/HCMA/ZOO ART/TRANSIT	County
Average Taxable Value†	\$357,500						
Rate	14.9287	3.1658	1.4891	9.5151	3.9686	1.7891	
Tax Dollars	\$5,337.01	\$1,131.77	\$532.35	\$3,401.65	\$1,418.77	\$639.60	
*Birmingham Schools	Percentage	42.83%	9.08%	4.27%	27.30%	11.39%	5.13%

Village of Franklin



†Average Taxable Value represents 50% of the average sales price for recent sales in the community.

*Schools values are calculated using the predominate school district for the community.