

**2013
APPORTIONMENT
OF LOCAL TAX RATES**

OAKLAND COUNTY



**L. Brooks Patterson
County Executive**

MICHIGAN



December 2013

L. BROOKS PATTERSON OAKLAND COUNTY EXECUTIVE

2013 APPORTIONMENT REPORT OAKLAND COUNTY, MICHIGAN

Prepared By
**DEPARTMENT OF MANAGEMENT AND BUDGET
LAURIE VAN PELT, Director**

**EQUALIZATION DIVISION
DAVID M. HIEBER, Manager**

Under the direction of the Finance Committee of the Board of Commissioners

**THOMAS MIDDLETON
Chairperson**

**SHELLEY TAUB
Majority Vice Chairperson**

**DAVE WOODWARD
Minority Vice Chairperson**

HELAINÉ ZACK

CHRISTINE LONG

NANCY QUARLES

KATHY CRAWFORD

JEFFERY MATIS

JOHN SCOTT

TABLE OF CONTENTS

2013 APPORTIONMENT REPORT OF LOCAL TAX RATES

LETTER OF TRANSMITTAL.....	i
OAKLAND COUNTY BOARD OF COMMISSIONERS.....	ii
RESOLUTION RECOMMENDING THE ADOPTION OF THE APPORTIONMENT REPORT OF LOCAL TAXES.....	iii
THE TOTAL ESTIMATED TAX LEVY FOR 2013 AD VALOREM PROPERTY TAXES	1
COMPARISON OF TAX RATES.....	2-5
TOTAL CERTIFIED TAX RATES BY TOWNSHIPS.....	6-10
TOTAL CERTIFIED TAX RATES BY CITIES.....	11-17
TOWNSHIP CERTIFIED TAX RATES.....	18-19
CITY CERTIFIED TAX RATES.....	20-21
DDA DISTRICTS CERTIFIED TAX RATES	22
OAKLAND COUNTY PUBLIC TRANSPORTATION AUTHORITY CERTIFIED TAX RATES	23
SCHOOL DISTRICT CERTIFIED TAX RATES.....	24-28
INTERMEDIATE SCHOOL DISTRICT CERTIFIED TAX RATES	29
COMMUNITY COLLEGE CERTIFIED TAX RATES.....	29
OAKLAND COUNTY GENERAL OPERATING CERTIFIED TAX RATE.....	29
OAKLAND COUNTY PARKS & RECREATION CERTIFIED TAX RATE.....	29
OAKLAND COUNTY ZOOLOGICAL AUTHORITY CERTIFIED TAX RATE.....	29
OAKLAND COUNTY ART INSTITUTE AUTHORITY CERTIFIED TAX RATE.....	29
HURON CLINTON METRO AUTHORITY CERTIFIED TAX RATE	29

October 17, 2013

TO THE OAKLAND COUNTY BOARD OF COMMISSIONERS - FINANCE
COMMITTEE:

The attached Apportionment of Local Tax Rates was prepared by the Equalization Division of the Department of Management and Budget, under the supervision of the Oakland County Board of Commissioners Finance Committee.


The certificates, statements, papers and records submitted by the various townships, cities and villages were examined, and the enclosed rates represent a compilation of those documents. The certified rates, as adjusted by Headlee M.C.L. (Sections 211.34d, 211.34e) and Truth in Assessing M.C.L. (Section 211.34), are set for all townships, cities, and villages in Oakland County.

Of special interest on page 1 is the Summary of the Estimated Tax Levy by the various taxing authorities. These recaps depict the average tax rate and estimated total levy.

The attached Resolution, if passed by the Oakland County Board of Commissioners, will authorize the Equalization Director to sign the several tax certificates on which the attached tabulation was based. The action thereby authorizes and directs the various assessing officers to spread the rates against the 2013 taxable valuation.

If you have any questions or need further information, please contact my office.

Respectfully submitted,



David M. Hieber, Manager
Equalization Division
Department of Management and Budget

OAKLAND COUNTY BOARD OF COMMISSIONERS

District 1:	Michael J. Gingell
District 2:	Robert Hoffman
District 3:	Michael Spisz
District 4:	Thomas Middleton*
District 5:	John A. Scott*
District 6:	Jim Runestad
District 7:	Christine Long*
District 8:	Philip J. Weipert
District 9:	Kathy Crawford*
District 10:	Mattie M. Hatchett
District 11:	Robert Gosselin
District 12:	Shelley G. Taub*
District 13:	Marcia Gershenson
District 14:	William Dwyer
District 15:	Jeff Matis*
District 16:	Mike Bosnic
District 17:	Nancy L. Quarles*
District 18:	Helaine Zack*
District 19:	Dave Woodward*
District 20:	Gary R. McGillivray
District 21:	Janet Jackson

*Finance Committee Members

MISCELLANEOUS RESOLUTION

BY: FINANCE COMMITTEE, THOMAS MIDDLETON, CHAIRPERSON

IN RE: DEPARTMENT OF MANAGEMENT AND BUDGET – 2013 APPORTIONMENT OF LOCAL TAX RATES

TO THE OAKLAND COUNTY BOARD OF COMMISSIONERS

Chairperson, Ladies and Gentlemen:

WHEREAS the Finance Committee on Local Taxes has examined certificates, statements, papers and records submitted to it from the various townships, cities and villages having taxes to be spread upon the Tax Rolls, and has checked these documents with the pertinent laws, specifically Section 37 General Property Tax Laws, and has caused corrections to be made where necessary; and

WHEREAS the committee has prepared tax certificates showing the certified rates as adjusted by M.C.L. 211.34, M.C.L. 211.34d, M.C.L. 211.24e and M.C.L. 211.34e of the General Property Tax Laws, authorized to be spread against state taxable valuations, which certificates are submitted herewith, and which are the basis for the tabulation above mentioned, and it is recommended that the Board of Commissioners authorize the Equalization Director to sign these certificates; and

WHEREAS the electorate of the State of Michigan amended Article IX of the constitution and added Section 36; and

WHEREAS the legislature, as directed, implemented said legislation under Section 37 of the General Property Tax Act and the 1976 State School Code, as amended; and

WHEREAS the certified rates are subject to M.C.L. 211.36 which allows additional millage to be voted up to and including December 7, 2013 for schools and, if adopted, up to and including November 5, 2013 for taxing jurisdictions, as specified in said section; said additional millage(s) would require Board approval before they could be spread; and

WHEREAS the electorate of the State of Michigan voted to limit school operating levies on homestead and non-homestead property taxes in accordance with this report.

NOW THEREFORE BE IT RESOLVED that the Oakland County Board of Commissioners adopt the attached certificates with the recommendations herein contained as part of the permanent records of the Board.

BE IT FURTHER RESOLVED that the Equalization Director be authorized and directed to sign the several tax certificates on which the attached tabulation was based, thereby authorizing and directing the various assessing officers to spread the rates against the taxable valuation set forth herein for 2013.

BE IT FURTHER RESOLVED that the Oakland County Board of Commissioners, in compliance with the General Property Tax Act and the 50 mill limitation, directs the Equalization Division to revise the apportionment report for 2013 as follows:

<u>Tax Authority</u>	<u>Previous Rate</u>	<u>Revised Rate</u>	<u>Reason For Change</u>
Township of Oxford	11.2708	11.2672	Revision

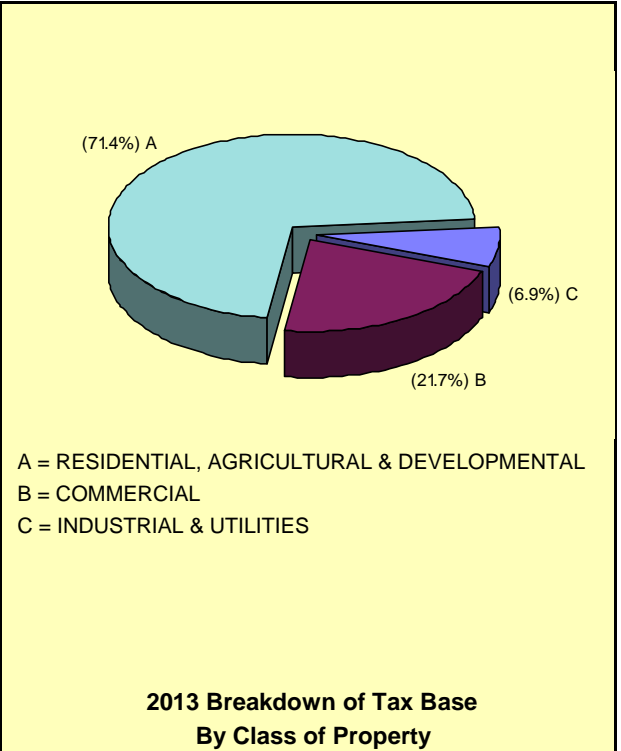
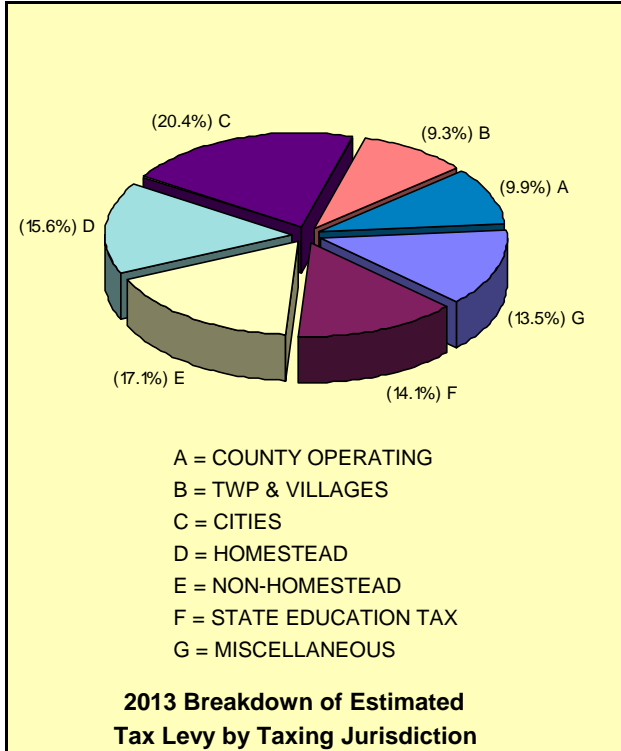
Chairperson, on behalf of the Finance Committee, I move the adoption of the foregoing resolution.

FINANCE COMMITTEE

Thomas Middleton, Chairperson

2013 APPORTIONMENT OF LOCAL TAXES
 OAKLAND COUNTY, MICHIGAN
 THE TOTAL TAX LEVY FOR 2013
 AD VALOREM PROPERTY TAXES AND PERCENTAGE

COUNTY OPERATING	205,920,170	9.86%
TOWNSHIPS & VILLAGES	194,758,415	9.32%
CITIES	427,127,528	20.45%
LOCAL SCHOOL DISTRICTS		
HOMESTEAD	326,574,784	15.63%
NON-HOMESTEAD	358,032,453	17.14%
STATE EDUCATION TAX	295,425,462	14.14%
MISCELLANEOUS		
INTERMEDIATE SCHOOLS	165,788,665	7.94%
COMMUNITY COLLEGES	78,125,874	3.74%
PARKS & RECREATION	11,890,875	0.57%
ZOO AUTHORITY	4,923,758	0.24%
ART INSTITUTE AUTHORITY	9,847,515	0.47%
HURON CLINTON AUTHORITY	10,566,384	0.51%
TOTAL ESTIMATED TAXES	2,088,981,883	100.00%
$\frac{\text{TOTAL TAX}}{\text{TOTAL TAXABLE VALUE}} = \frac{2,088,981,883}{49,145,625,366} = \$42.51 \text{ PER THOUSAND TAXABLE VALUE}$		



* FOR ILLUSTRATION PURPOSES ONLY

2013 Oakland County Equalization Comparison of Tax Rates

Name	2012 Tax Rate	2013 Tax Rate	Rate Change	Reason for Change
COUNTY OPERATING				
COUNTY OPERATING	4.1900	4.1900	0.00%	
TOWNSHIPS & VILLAGES				
ADDISON	8.1311	8.1311	0.00%	
BLOOMFIELD	12.8977	12.8777	-0.16%	Debt decrease
BRANDON	7.2686	7.2286	-0.55%	Debt decrease
COMMERCE	3.4873	3.4873	0.00%	
GROVELAND	4.9400	4.9400	0.00%	
HIGHLAND	7.4944	7.4344	-0.80%	Debt decrease
HOLLY	2.5000	2.5000	0.00%	
INDEPENDENCE	8.4814	8.4814	0.00%	
LYON	4.7466	4.7466	0.00%	
MILFORD	8.3809	8.4274	0.55%	Debt increase
NOVI	2.9777	2.9777	0.00%	
OAKLAND	6.3960	6.2960	-1.56%	Unit decrease
ORION	6.5809	6.5809	0.00%	
OXFORD	11.2372	11.2672	0.27%	Unit increase
ROSE	3.1233	3.1233	0.00%	
ROYAL OAK	13.2102	13.2102	0.00%	
SOUTHFIELD	0.6000	0.6000	0.00%	
SPRINGFIELD	7.1836	7.2786	1.32%	Unit increase
VILLAGE OF BEVERLY HILLS	13.2697	13.2784	0.07%	Debt increase
VILLAGE OF BINGHAM FARMS	7.7000	7.7000	0.00%	
VILLAGE OF FRANKLIN	10.0007	10.2493	2.49%	Debt increase
VILLAGE OF HOLLY	13.5244	13.5244	0.00%	
VILLAGE OF LAKE ORION	13.4401	10.1091	-24.78%	Unit and debt decrease
VILLAGE OF LEONARD	6.0000	6.0000	0.00%	
VILLAGE OF MILFORD	5.9931	9.3431	55.90%	New road millage
VILLAGE OF MILFORD DDA	1.7470	1.7470	0.00%	
VILLAGE OF ORTONVILLE	8.0000	8.0000	0.00%	
VILLAGE OF OXFORD	10.6200	10.6200	0.00%	
VILLAGE OF WOLVERINE LAKE	9.5730	9.5730	0.00%	
WATERFORD	10.8896	11.0796	1.74%	Public safety debt increase
WEST BLOOMFIELD	12.2537	12.2550	0.01%	Drain debt increase
WHITE LAKE	8.8590	8.8590	0.00%	
CITIES				
AUBURN HILLS	10.5602	10.5602	0.00%	
BERKLEY	14.4917	17.5074	20.81%	New operating millage
BERKLEY DDA	1.9217	1.9217	0.00%	
BIRMINGHAM	15.4641	15.0735	-2.53%	Debt decrease
BLOOMFIELD HILLS	10.2400	10.2400	0.00%	
CLARKSTON VILLAGE	18.6344	18.6506	0.09%	Debt increase
CLAWSON	25.8858	25.6558	-0.89%	Debt decrease
CLAWSON DDA	1.9734	1.9734	0.00%	
FARMINGTON	16.5856	16.5856	0.00%	
FARMINGTON HILLS	13.9362	13.9394	0.02%	Unit increase
FENTON	10.6226	10.6226	0.00%	
FERNDAL	29.5714	31.0883	5.13%	Unit increase
FERNDAL DDA	1.3794	1.3794	0.00%	

2013 Oakland County Equalization Comparison of Tax Rates

Name	2012 Tax Rate	2013 Tax Rate	Rate Change	Reason for Change
HAZEL PARK	24.2284	24.2584	0.12%	Unit increase
HAZEL PARK DDA	1.9510	1.9510	0.00%	
HUNTINGTON WOODS	26.3879	26.8265	1.66%	Debt increase
KEEGO HARBOR	13.3799	13.3911	0.08%	Unit increase
LAKE ANGELUS	9.9571	10.1588	2.03%	Unit increase
LATHRUP VILLAGE	20.4731	22.5644	10.21%	Unit increase
LATHRUP VILLAGE DDA	1.9006	1.9006	0.00%	
MADISON HEIGHTS	22.4250	22.9250	2.23%	Unit increase
NORTHVILLE	16.7757	16.7447	-0.18%	Library decrease
NOVI	10.2000	10.2000	0.00%	
OAK PARK	29.8398	36.8734	23.57%	New police retirement millage and debt increase
ORCHARD LAKE	8.8200	7.3600	-16.55%	Debt decrease
PLEASANT RIDGE	18.1928	18.4928	1.65%	Debt increase
PONTIAC	17.0553	17.0011	-0.32%	Debt decrease
ROCHESTER	12.4304	12.4304	0.00%	
ROCHESTER HILLS	9.7060	9.7060	0.00%	
ROYAL OAK	15.2011	15.1652	-0.24%	Debt decrease
ROYAL OAK DDA	1.6477	1.6477	0.00%	
SOUTH LYON	15.1869	15.2222	0.23%	Library and debt increase
SOUTHFIELD	23.7218	24.5011	3.29%	Unit increase
SOUTHFIELD DDA	1.8978	1.8978	0.00%	
SYLVAN LAKE	23.0987	23.6553	2.41%	Unit increase
TROY	10.4800	10.5200	0.38%	Unit increase
WALLED LAKE	17.7347	17.7347	0.00%	
WIXOM	13.3259	16.7929	26.02%	New operating millage
WIXOM DDA	1.8008	1.8008	0.00%	
SCHOOLS				
ALMONT PRE	8.4500	8.4500	0.00%	
ALMONT-NON-PRE	26.4500	26.4500	0.00%	
AVONDALE PRE	7.6000	7.9000	3.95%	Debt increase
AVONDALE-NON-PRE	25.6000	25.9000	1.17%	Debt increase
BERKLEY PRE	4.7167	4.7367	0.42%	Debt increase
BERKLEY-NON-PRE	22.7167	22.7367	0.09%	Debt increase
BIRMINGHAM PRE	13.4601	13.9241	3.45%	Hold harmless decrease and debt increase
BIRMINGHAM-NON-PRE	21.4200	21.9000	2.24%	Debt increase
BIRMINGHAM-TRANSFER PRE	13.5401	13.5241	-0.12%	Hold harmless decrease
BIRMINGHAM-TRANSFER-NON-PRE	21.5000	21.5000	0.00%	
BLOOMFIELD HILLS PRE	10.9224	10.8301	-0.85%	Hold harmless decrease
BLOOMFIELD HILLS-NON-PRE	20.4420	20.4420	0.00%	
BLOOMFIELD HILLS TRANSFER PRE	17.7838	17.4615	-1.81%	Debt decrease
BLOOMFIELD HILLS-TRANS-NON-PRE	27.3034	27.0734	-0.84%	Debt decrease
BRANDON PRE	8.2400	8.2400	0.00%	
BRANDON-NON-PRE	26.1896	26.1896	0.00%	
BRANDON-TRANSFER PRE	6.1000	7.4660	22.39%	Debt increase
BRANDON-TRANSFER-NON-PRE	24.0496	25.4156	5.68%	Debt increase
CLARENCEVILLE PRE	4.5000	4.5000	0.00%	
CLARENCEVILLE-NON-PRE	22.5000	22.5000	0.00%	
CLARKSTON PRE	7.0000	7.0000	0.00%	
CLARKSTON-NON-PRE	25.0000	25.0000	0.00%	

2013 Oakland County Equalization Comparison of Tax Rates

Name	2012 Tax Rate	2013 Tax Rate	Rate Change	Reason for Change
CLAWSON PRE	8.8000	8.6500	-1.70%	Debt decrease
CLAWSON-NON-PRE	26.8000	26.6500	-0.56%	Debt decrease
FARMINGTON PRE	13.3810	13.0150	-2.74%	Hold harmless decrease
FARMINGTON-NON-PRE	20.5600	20.5600	0.00%	
FENTON PRE	7.2862	7.8762	8.10%	Debt increase
FENTON-NON-PRE	25.2862	25.8762	2.33%	Debt increase
FERNDALE PRE	7.0000	7.0000	0.00%	
FERNDALE-NON-PRE	25.0000	25.0000	0.00%	
GOODRICH PRE	7.7500	7.7500	0.00%	
GOODRICH-NON-PRE	25.7500	25.7500	0.00%	
GRAND BLANC PRE	6.5200	6.1000	-6.44%	Debt decrease
GRAND BLANC-NON-PRE	24.5200	24.1000	-1.71%	Debt decrease
HAZEL PARK PRE	8.7500	10.2000	16.57%	Debt increase
HAZEL PARK-NON-PRE	26.7500	28.2000	5.42%	Debt increase
HOLLY PRE	7.0000	7.0000	0.00%	
HOLLY-NON-PRE	25.0000	25.0000	0.00%	
HURON VALLEY PRE	7.9513	7.9513	0.00%	
HURON VALLEY-NON-PRE	25.9513	25.9513	0.00%	
LAKE ORION PRE	7.4910	7.4910	0.00%	
LAKE ORION-NON-PRE	25.4910	25.4910	0.00%	
LAKE ORION-TRANSFER PRE	10.5410	11.3610	7.78%	Debt increase
LAKE ORION-TRANSFER-NON-PRE	28.5410	29.3610	2.87%	Debt increase
LAKE ORION-TRANSFER PRE	6.2510	5.9400	-4.98%	Debt decrease
LAKE ORION-TRANSFER-NON-PRE	24.2510	23.9400	-1.28%	Debt decrease
LAMPHERE PRE	18.9000	19.1400	1.27%	Debt increase
LAMPHERE-NON-PRE	22.4000	22.6400	1.07%	Debt increase
MADISON PRE	7.7600	7.7600	0.00%	
MADISON-NON-PRE	25.7600	25.7600	0.00%	
NORTHVILLE PRE	5.3000	5.3000	0.00%	
NORTHVILLE-NON-PRE	23.3000	23.3000	0.00%	
NORTHVILLE-TRANSFER PRE	6.2600	6.2200	-0.64%	Debt decrease
NORTHVILLE-TRANSFER-NON-PRE	24.2600	24.2200	-0.16%	Debt decrease
NOVI PRE	12.3331	12.3296	-0.03%	Hold harmless decrease
NOVI-NON-PRE	27.1010	27.1010	0.00%	
NOVI-TRANSFER PRE	11.7831	11.0296	-6.39%	Hold harmless and debt decrease
NOVI-TRANSFER-NON-PRE	26.5510	25.8010	-2.82%	Debt decrease
OAK PARK PRE	10.5000	10.5000	0.00%	
OAK PARK-NON-PRE	28.5000	28.5000	0.00%	
OXFORD PRE	7.0000	7.0000	0.00%	
OXFORD-NON-PRE	24.9946	24.9946	0.00%	
PONTIAC PRE	3.0500	3.8700	26.89%	Debt increase
PONTIAC-NON-PRE	21.0500	21.8700	3.90%	Debt increase
ROCHESTER PRE	6.7000	6.7000	0.00%	
ROCHESTER-NON-PRE	24.7000	24.7000	0.00%	
ROMEO PRE	5.4500	5.3000	-2.75%	Debt decrease
ROMEO-NON-PRE	23.4500	23.3000	-0.64%	Debt decrease
ROYAL OAK PRE	7.7300	7.7300	0.00%	
ROYAL OAK-NON-PRE	22.7100	22.7500	0.18%	New millage
SOUTH LYON PRE	10.8500	10.7000	-1.38%	Debt decrease

2013 Oakland County Equalization Comparison of Tax Rates

Name	2012 Tax Rate	2013 Tax Rate	Rate Change	Reason for Change
SOUTH LYON-NON-PRE	28.8500	28.7000	-0.52%	Debt decrease
SOUTHFIELD PRE	20.4868	20.4868	0.00%	
SOUTHFIELD-NON-PRE	21.5000	21.5000	0.00%	
SOUTHFIELD TRANSFER PRE	20.4068	20.8868	2.35%	Debt increase
SOUTHFIELD-TRANSFER-NON-PRE	21.4200	21.9000	2.24%	Debt increase
TROY PRE	10.5063	10.0741	-4.11%	Debt and hold harmless decrease
TROY-NON-PRE	22.9500	22.7000	-1.09%	Debt decrease
WALLED LAKE PRE	7.0254	7.4730	6.37%	Debt increase
WALLED LAKE-NON-PRE	22.5600	23.1445	2.59%	Debt increase
WALLED LAKE TRANSFER PRE	9.6165	9.4678	-1.55%	Debt decrease
WALLED LAKE TRANSFER-NON-PRE	25.1511	25.1393	-0.05%	Debt decrease
WALLED LAKE TRANSFER PRE	7.9854	8.3930	5.10%	Debt increase
WALLED LAKE-TRANSFER-NON-PRE	23.5200	24.0645	2.32%	Debt increase
WARREN PRE	11.3624	11.3829	0.18%	Debt increase
WARREN-NON-PRE	21.8600	21.9200	0.27%	Debt increase
WATERFORD PRE	5.8500	7.0000	19.66%	Debt increase
WATERFORD-NON-PRE	23.8500	25.0000	4.82%	Debt increase
WEST BLOOMFIELD PRE	12.3937	13.2952	7.27%	New sinking fund millage
WEST BLOOMFIELD-NON-PRE	25.9597	27.0097	4.04%	New sinking fund millage
STATE EDUCATION TAX				
STATE EDUCATION TAX	6.0000	6.0000	0.00%	
OTHER TAX				
GENESSEE INTERMEDIATE SCHOOLS	3.5341	3.5341	0.00%	
LAPEER INTERMEDIATE SCHOOLS	2.9295	2.9295	0.00%	
MACOMB INTERMEDIATE SCHOOLS	2.9430	2.9430	0.00%	
OAKLAND INTERMEDIATE SCHOOLS	3.3690	3.3690	0.00%	
WAYNE INTERMEDIATE SCHOOLS	3.4643	3.4643	0.00%	
MOTT COMMUNITY COLLEGE	2.8596	2.8596	0.00%	
OAKLAND COMMUNITY COLLEGE	1.5844	1.5844	0.00%	
SCHOOLCRAFT COLLEGE	1.7967	1.7967	0.00%	
PARKS & RECREATION	0.2415	0.2415	0.00%	
HURON CLINTON AUTHORITY	0.2146	0.2146	0.00%	
OAKLAND COUNTY PUBLIC TRANS	0.5900	0.5900	0.00%	
ZOOLOGICAL AUTHORITY	0.1000	0.1000	0.00%	
ART INSTITUTE AUTHORITY	0.2000	0.2000	0.00%	

TOTAL CERTIFIED TAX RATES BY TOWNSHIP

2013 APPORTIONMENT OF LOCAL TAX RATES IN OAKLAND COUNTY PER \$1000 OF TAXABLE VALUE

TOWNSHIP/SCHOOL DISTRICT	PRE SCHOOL	NON-PRE SCHOOL	INTERMED SCHOOL DISTRICT	COMM-UNITY COLLEGE	CITY VILLAGE TOWNSHIP	OCPTA	* COMBINED	PRE TOTAL	NON-PRE TOTAL
<u>TOWNSHIP OF ADDISON</u>									
150 - LAKE ORION / OIS / OCC	13.4910	31.4910	3.3690	1.5844	8.1311	0.0000	4.9461	31.5216	49.5216
153 - LK ORION/OXFORD TRAN / OIS / OCC	11.9400	29.9400	3.3690	1.5844	8.1311	0.0000	4.9461	29.9706	47.9706
200 - OXFORD / OIS / OCC	13.0000	30.9946	3.3690	1.5844	8.1311	0.0000	4.9461	31.0306	49.0252
400 - ALMONT / LIS /	14.4500	32.4500	2.9295		8.1311	0.0000	4.9461	30.4567	48.4567
700 - ROMEO / MIS /	11.3000	29.3000	2.9430		8.1311	0.0000	4.9461	27.3202	45.3202
702 - ROMEO TRAN / MIS / OCC	11.3000	29.3000	2.9430	1.5844	8.1311	0.0000	4.9461	28.9046	46.9046
<u>VILLAGE OF LEONARD</u>									
200 - OXFORD / OIS / OCC	13.0000	30.9946	3.3690	1.5844	14.1311	0.0000	4.9461	37.0306	55.0252
<u>CHARTER TOWNSHIP OF BLOOMFIELD</u>									
010 - AVONDALE / OIS / OCC	13.9000	31.9000	3.3690	1.5844	12.8777	0.5900	4.9461	37.2672	55.2672
030 - BIRMINGHAM / OIS / OCC	19.9241	27.9000	3.3690	1.5844	12.8777	0.5900	4.9461	43.2913	51.2672
034 - BLM TWP VILLAGE SUB / OIS / OCC	19.9241	27.9000	3.3690	1.5844	12.8777	0.5900	4.9461	43.2913	51.2672
040 - BLOOMFIELD HILLS / OIS / OCC	16.8301	26.4420	3.3690	1.5844	12.8777	0.5900	4.9461	40.1973	49.8092
210 - PONTIAC / OIS / OCC	12.9412	30.9412	3.3690	1.5844	12.8777	0.5900	4.9461	39.3796	54.3084
<u>CHARTER TOWNSHIP OF BRANDON</u>									
050 - BRANDON / OIS / OCC	14.2400	32.1896	3.3690	1.5844	7.2286	0.0000	4.9461	31.3681	49.3177
200 - OXFORD / OIS / OCC	13.0000	30.9946	3.3690	1.5844	7.2286	0.0000	4.9461	30.1281	48.1227
<u>VILLAGE OF ORTONVILLE</u>									
050 - BRANDON / OIS / OCC	14.2400	32.1896	3.3690	1.5844	15.2286	0.0000	4.9461	39.3681	57.3177
<u>CHARTER TOWNSHIP OF COMMERCE</u>									
140 - HURON VALLEY / OIS / OCC	13.9513	31.9513	3.3690	1.5844	3.4873	0.0000	4.9461	27.3381	45.3381
270 - WALLED LAKE / OIS / OCC	13.4730	29.1445	3.3690	1.5844	3.4873	0.0000	4.9461	26.8598	42.5313

TOTAL CERTIFIED TAX RATES BY TOWNSHIP

2013 APPORTIONMENT OF LOCAL TAX RATES IN OAKLAND COUNTY PER \$1000 OF TAXABLE VALUE

TOWNSHIP/SCHOOL DISTRICT	PRE SCHOOL	NON-PRE SCHOOL	INTERMED SCHOOL DISTRICT	COMM-UNITY COLLEGE	CITY VILLAGE TOWNSHIP	OCPTA	* COMBINED	PRE TOTAL	NON-PRE TOTAL
<u>VILLAGE OF WOLVERINE LAKE</u>									
270 - WALLED LAKE / OIS / OCC	13.4730	29.1445	3.3690	1.5844	13.0603	0.0000	4.9461	36.4328	52.1043
<u>TOWNSHIP OF GROVELAND</u>									
050 - BRANDON / OIS / OCC	14.2400	32.1896	3.3690	1.5844	4.9400	0.0000	4.9461	29.0795	47.0291
058 - GDR TO BRAN TRAN / OIS / MCC	13.4660	31.4156	3.3690	2.8596	4.9400	0.0000	4.9461	29.5807	47.5303
130 - HOLLY / OIS / OCC	13.0000	31.0000	3.3690	1.5844	4.9400	0.0000	4.9461	27.8395	45.8395
500 - GOODRICH / GIS / MCC	13.7500	31.7500	3.5341	2.8596	4.9400	0.0000	4.9461	30.0298	48.0298
<u>CHARTER TOWNSHIP OF HIGHLAND</u>									
140 - HURON VALLEY / OIS / OCC	13.9513	31.9513	3.3690	1.5844	7.4344	0.0000	4.9461	31.2852	49.2852
<u>TOWNSHIP OF HOLLY</u>									
130 - HOLLY / OIS / OCC	13.0000	31.0000	3.3690	1.5844	2.5000	0.0000	4.9461	25.3995	43.3995
550 - GRAND BLANC / GIS / MCC	12.1000	30.1000	3.5341	2.8596	2.5000	0.0000	4.9461	25.9398	43.9398
<u>VILLAGE OF HOLLY</u>									
130 - HOLLY / OIS / OCC	13.0000	31.0000	3.3690	1.5844	16.0244	0.0000	4.9461	38.9239	56.9239
<u>CHARTER TOWNSHIP OF INDEPENDENCE</u>									
070 - CLARKSTON / OIS / OCC	13.0000	31.0000	3.3690	1.5844	8.4814	0.0000	4.9461	31.3809	49.3809
150 - LAKE ORION / OIS / OCC	13.4910	31.4910	3.3690	1.5844	8.4814	0.0000	4.9461	31.8719	49.8719
280 - WATERFORD / OIS / OCC	13.0000	31.0000	3.3690	1.5844	8.4814	0.0000	4.9461	31.3809	49.3809
<u>CHARTER TOWNSHIP OF LYON</u>									
240 - SOUTH LYON / OIS / OCC	16.7000	34.7000	3.3690	1.5844	4.7466	0.0000	4.9461	31.3461	49.3461
650 - NORTHVILLE / WIS / SCC	11.3000	29.3000	3.4643	1.7967	4.7466	0.0000	4.9461	26.2537	44.2537

TOTAL CERTIFIED TAX RATES BY TOWNSHIP

2013 APPORTIONMENT OF LOCAL TAX RATES IN OAKLAND COUNTY PER \$1000 OF TAXABLE VALUE

TOWNSHIP/SCHOOL DISTRICT	PRE SCHOOL	NON-PRE SCHOOL	INTERMED SCHOOL DISTRICT	COMM-UNITY COLLEGE	CITY VILLAGE TOWNSHIP	OCPTA	* COMBINED	PRE TOTAL	NON-PRE TOTAL
<u>CHARTER TOWNSHIP OF MILFORD</u>									
140 - HURON VALLEY / OIS / OCC	13.9513	31.9513	3.3690	1.5844	8.4274	0.0000	4.9461	32.2782	50.2782
240 - SOUTH LYON / OIS / OCC	16.7000	34.7000	3.3690	1.5844	8.4274	0.0000	4.9461	35.0269	53.0269
<u>VILLAGE OF MILFORD</u>									
140 - HURON VALLEY / OIS / OCC	13.9513	31.9513	3.3690	1.5844	17.7705	0.0000	4.9461	41.6213	59.6213
<u>TOWNSHIP OF NOVI</u>									
650 - NORTHVILLE / WIS / SCC	11.3000	29.3000	3.4643	1.7967	2.9777	0.0000	4.9461	24.4848	42.4848
<u>CHARTER TOWNSHIP OF OAKLAND</u>									
150 - LAKE ORION / OIS / OCC	13.4910	31.4910	3.3690	1.5844	6.2960	0.0000	4.9461	29.6865	47.6865
220 - ROCHESTER / OIS / OCC	12.7000	30.7000	3.3690	1.5844	6.2960	0.0000	4.9461	28.8955	46.8955
700 - ROMEO / MIS /	11.3000	29.3000	2.9430		6.2960	0.0000	4.9461	25.4851	43.4851
<u>CHARTER TOWNSHIP OF ORION</u>									
070 - CLARKSTON / OIS / OCC	13.0000	31.0000	3.3690	1.5844	6.5809	0.0000	4.9461	29.4804	47.4804
150 - LAKE ORION / OIS / OCC	13.4910	31.4910	3.3690	1.5844	6.5809	0.0000	4.9461	29.9714	47.9714
210 - PONTIAC / OIS / OCC	10.1771	28.1771	3.3690	1.5844	6.5809	0.0000	4.9461	26.6575	44.6575
220 - ROCHESTER / OIS / OCC	12.7000	30.7000	3.3690	1.5844	6.5809	0.0000	4.9461	29.1804	47.1804
<u>VILLAGE OF LAKE ORION</u>									
150 - LAKE ORION / OIS / OCC	13.4910	31.4910	3.3690	1.5844	16.6900	0.0000	4.9461	40.0805	58.0805
<u>CHARTER TOWNSHIP OF OXFORD</u>									
150 - LAKE ORION / OIS / OCC	13.4910	31.4910	3.3690	1.5844	11.2672	0.0000	4.9461	34.6577	52.6577
200 - OXFORD / OIS / OCC	13.0000	30.9946	3.3690	1.5844	11.2672	0.0000	4.9461	34.1667	52.1613
<u>VILLAGE OF OXFORD</u>									
200 - OXFORD / OIS / OCC	13.0000	30.9946	3.3690	1.5844	17.9720	0.0000	4.9461	40.8715	58.8661

TOTAL CERTIFIED TAX RATES BY TOWNSHIP

2013 APPORTIONMENT OF LOCAL TAX RATES IN OAKLAND COUNTY PER \$1000 OF TAXABLE VALUE

TOWNSHIP/SCHOOL DISTRICT	PRE SCHOOL	NON-PRE SCHOOL	INTERMED SCHOOL DISTRICT	COMM-UNITY COLLEGE	CITY VILLAGE TOWNSHIP	OCPTA	* COMBINED	PRE TOTAL	NON-PRE TOTAL
<u>TOWNSHIP OF ROSE</u>									
130 - HOLLY / OIS / OCC	13.0000	31.0000	3.3690	1.5844	3.1233	0.0000	4.9461	26.0228	44.0228
450 - FENTON / GIS / MCC	13.8762	31.8762	3.5341	2.8596	3.1233	0.0000	4.9461	28.3393	46.3393
<u>VILLAGE OF HOLLY</u>									
130 - HOLLY / OIS / OCC	13.0000	31.0000	3.3690	1.5844	16.6477	0.0000	4.9461	39.5472	57.5472
<u>CHARTER TOWNSHIP OF ROYAL OAK</u>									
110 - FERNDALE / OIS / OCC	13.0000	31.0000	3.3690	1.5844	13.2102	0.5900	4.9461	36.6997	54.6997
190 - OAK PARK / OIS / OCC	16.5000	34.5000	3.3690	1.5844	13.2102	0.5900	4.9461	40.1997	58.1997
<u>TOWNSHIP OF SOUTHFIELD</u>									
030 - BIRMINGHAM / OIS / OCC	19.9241	27.9000	3.3690	1.5844	0.6000	0.0000	4.9461	30.4236	38.3995
250 - SOUTHFIELD / OIS / OCC	26.4868	27.5000	3.3690	1.5844	0.6000	0.0000	4.9461	36.9863	37.9995
<u>VILLAGE OF BINGHAM FARMS</u>									
030 - BIRMINGHAM / OIS / OCC	19.9241	27.9000	3.3690	1.5844	8.3000	0.5900	4.9461	38.7136	46.6895
250 - SOUTHFIELD / OIS / OCC	26.4868	27.5000	3.3690	1.5844	8.3000	0.5900	4.9461	45.2763	46.2895
<u>VILLAGE OF FRANKLIN</u>									
030 - BIRMINGHAM / OIS / OCC	19.9241	27.9000	3.3690	1.5844	10.8493	0.5900	4.9461	41.2629	49.2388
<u>VILLAGE OF BEVERLY HILLS</u>									
030 - BIRMINGHAM / OIS / OCC	19.9241	27.9000	3.3690	1.5844	13.8784	0.5900	4.9461	44.2920	52.2679
<u>CHARTER TOWNSHIP OF SPRINGFIELD</u>									
050 - BRANDON / OIS / OCC	14.2400	32.1896	3.3690	1.5844	7.2786	0.0000	4.9461	31.4181	49.3677
070 - CLARKSTON / OIS / OCC	13.0000	31.0000	3.3690	1.5844	7.2786	0.0000	4.9461	30.1781	48.1781
130 - HOLLY / OIS / OCC	13.0000	31.0000	3.3690	1.5844	7.2786	0.0000	4.9461	30.1781	48.1781

TOTAL CERTIFIED TAX RATES BY TOWNSHIP

2013 APPORTIONMENT OF LOCAL TAX RATES IN OAKLAND COUNTY PER \$1000 OF TAXABLE VALUE

TOWNSHIP/SCHOOL DISTRICT	PRE SCHOOL	NON-PRE SCHOOL	INTERMED SCHOOL DISTRICT	COMM-UNITY COLLEGE	CITY VILLAGE TOWNSHIP	OCPTA	* COMBINED	PRE TOTAL	NON-PRE TOTAL
<u>CHARTER TOWNSHIP OF WATERFORD</u>									
070 - CLARKSTON / OIS / OCC	13.0000	31.0000	3.3690	1.5844	11.0796	0.0000	4.9461	33.9791	51.9791
210 - PONTIAC / OIS / OCC	12.9412	30.9412	3.3690	1.5844	11.0796	0.0000	4.9461	33.9203	51.9203
280 - WATERFORD / OIS / OCC	13.0000	31.0000	3.3690	1.5844	11.0796	0.0000	4.9461	33.9791	51.9791
<u>CHARTER TOWNSHIP OF WEST BLOOMFIELD</u>									
030 - BIRMINGHAM / OIS / OCC	19.9241	27.9000	3.3690	1.5844	12.2550	0.5900	4.9461	42.6686	50.6445
040 - BLOOMFIELD HILLS / OIS / OCC	16.8301	26.4420	3.3690	1.5844	12.2550	0.5900	4.9461	39.5746	49.1865
041 - BLOOMFLD HILLS TRAN / OIS / OCC	23.4615	33.0734	3.3690	1.5844	12.2550	0.5900	4.9461	46.2060	55.8179
100 - FARMINGTON / OIS / OCC	19.0150	26.5600	3.3690	1.5844	12.2550	0.5900	4.9461	41.7595	49.3045
210 - PONTIAC / OIS / OCC	12.9412	30.9412	3.3690	1.5844	12.2550	0.5900	4.9461	35.6857	53.6857
270 - WALLED LAKE / OIS / OCC	13.4730	29.1445	3.3690	1.5844	12.2550	0.5900	4.9461	36.2175	51.8890
280 - WATERFORD / OIS / OCC	13.0000	31.0000	3.3690	1.5844	12.2550	0.5900	4.9461	35.7445	53.7445
290 - WEST BLOOMFIELD / OIS / OCC	19.2952	33.0097	3.3690	1.5844	12.2550	0.5900	4.9461	42.0397	55.7542
<u>CHARTER TOWNSHIP OF WHITE LAKE</u>									
070 - CLARKSTON / OIS / OCC	13.0000	31.0000	3.3690	1.5844	8.8590	0.0000	4.9461	31.7585	49.7585
130 - HOLLY / OIS / OCC	13.0000	31.0000	3.3690	1.5844	8.8590	0.0000	4.9461	31.7585	49.7585
140 - HURON VALLEY / OIS / OCC	13.9513	31.9513	3.3690	1.5844	8.8590	0.0000	4.9461	32.7098	50.7098
270 - WALLED LAKE / OIS / OCC	13.4730	29.1445	3.3690	1.5844	8.8590	0.0000	4.9461	32.2315	47.9030
271 - HV TO WALLED LK TRAN / OIS / OCC	15.4678	31.1393	3.3690	1.5844	8.8590	0.0000	4.9461	34.2263	49.8978
280 - WATERFORD / OIS / OCC	13.0000	31.0000	3.3690	1.5844	8.8590	0.0000	4.9461	31.7585	49.7585

TOTAL CERTIFIED TAX RATES BY CITY

2013 APPORTIONMENT OF LOCAL TAX RATES IN OAKLAND COUNTY PER \$1000 OF TAXABLE VALUE

CITY/SCHOOL DISTRICT	PRE SCHOOL	NON-PRE SCHOOL	INTERMED SCHOOL DISTRICT	COMM-UNITY COLLEGE	CITY VILLAGE TOWNSHIP	OCPTA	* COMBINED	PRE TOTAL	NON-PRE TOTAL
<u>CITY OF AUBURN HILLS</u>									
010 - AVONDALE / OIS / OCC	13.9000	31.9000	3.3690	1.5844	10.5602	0.5900	4.9461	34.9497	52.9497
150 - LAKE ORION / OIS / OCC	13.4910	31.4910	3.3690	1.5844	10.5602	0.5900	4.9461	34.5407	52.5407
152 - LAKE ORION TRAN / OIS / OCC	17.3610	35.3610	3.3690	1.5844	10.5602	0.5900	4.9461	38.4107	56.4107
210 - PONTIAC / OIS / OCC	10.1771	28.1771	3.3690	1.5844	10.5602	0.5900	4.9461	31.2268	49.2268
220 - ROCHESTER / OIS / OCC	12.7000	30.7000	3.3690	1.5844	10.5602	0.5900	4.9461	33.7497	51.7497
<u>CITY OF BERKLEY</u>									
020 - BERKLEY / OIS / OCC	10.7367	28.7367	3.3690	1.5844	17.5074	0.5900	4.9461	38.7336	56.7336
230 - ROYAL OAK / OIS / OCC	13.7300	28.7500	3.3690	1.5844	17.5074	0.5900	4.9461	41.7269	56.7469
<u>CITY OF BIRMINGHAM</u>									
030 - BIRMINGHAM / OIS / OCC	19.9241	27.9000	3.3690	1.5844	15.0735	0.5900	4.9461	45.4871	53.4630
<u>CITY OF BLOOMFIELD HILLS</u>									
030 - BIRMINGHAM / OIS / OCC	19.9241	27.9000	3.3690	1.5844	10.2400	0.0000	4.9461	40.0636	48.0395
040 - BLOOMFIELD HILLS / OIS / OCC	16.8301	26.4420	3.3690	1.5844	10.2400	0.0000	4.9461	36.9696	46.5815
<u>CITY OF CLARKSTON VILLAGE</u>									
070 - CLARKSTON / OIS / OCC	13.0000	31.0000	3.3690	1.5844	18.6506	0.0000	4.9461	41.5501	59.5501
<u>CITY OF CLAWSON</u>									
080 - CLAWSON / OIS / OCC	14.6500	32.6500	3.3690	1.5844	25.6558	0.5900	4.9461	50.7953	68.7953
<u>CITY OF FARMINGTON</u>									
100 - FARMINGTON / OIS / OCC	19.0150	26.5600	3.3690	1.5844	16.5856	0.5900	4.9461	46.0901	53.6351

TOTAL CERTIFIED TAX RATES BY CITY

2013 APPORTIONMENT OF LOCAL TAX RATES IN OAKLAND COUNTY PER \$1000 OF TAXABLE VALUE

CITY/SCHOOL DISTRICT	PRE SCHOOL	NON-PRE SCHOOL	INTERMED SCHOOL DISTRICT	COMM-UNITY COLLEGE	CITY VILLAGE TOWNSHIP	OCPTA	* COMBINED	PRE TOTAL	NON-PRE TOTAL
<u>CITY OF FARMINGTON HILLS</u>									
060 - CLARENCEVILLE / OIS / SCC	10.5000	28.5000	3.3690	1.7967	13.9394	0.5900	4.9461	35.1412	53.1412
100 - FARMINGTON / OIS / OCC	19.0150	26.5600	3.3690	1.5844	13.9394	0.5900	4.9461	43.4439	50.9889
270 - WALLED LAKE / OIS / OCC	13.4730	29.1445	3.3690	1.5844	13.9394	0.5900	4.9461	37.9019	53.5734
<u>CITY OF FENTON</u>									
130 - HOLLY / OIS / OCC	13.0000	31.0000	3.3690	1.5844	10.6226	0.0000	4.9461	33.5221	51.5221
<u>CITY OF FERNDALE</u>									
110 - FERNDALE / OIS / OCC	13.0000	31.0000	3.3690	1.5844	31.0883	0.5900	4.9461	54.5778	72.5778
120 - HAZEL PARK / OIS / OCC	16.2000	34.2000	3.3690	1.5844	31.0883	0.5900	4.9461	57.7778	75.7778
<u>CITY OF HAZEL PARK</u>									
120 - HAZEL PARK / OIS / OCC	16.2000	34.2000	3.3690	1.5844	24.2584	0.5900	4.9461	50.9479	68.9479
<u>CITY OF HUNTINGTON WOODS</u>									
020 - BERKLEY / OIS / OCC	10.7367	28.7367	3.3690	1.5844	26.8265	0.5900	4.9461	48.0527	66.0527
230 - ROYAL OAK / OIS / OCC	13.7300	28.7500	3.3690	1.5844	26.8265	0.5900	4.9461	51.0460	66.0660
<u>CITY OF KEEGO HARBOR</u>									
290 - WEST BLOOMFIELD / OIS / OCC	19.2952	33.0097	3.3690	1.5844	13.3911	0.0000	4.9461	42.5858	56.3003
<u>CITY OF LAKE ANGELUS</u>									
210 - PONTIAC / OIS / OCC	10.1771	28.1771	3.3690	1.5844	10.1588	0.0000	4.9461	30.2354	48.2354
280 - WATERFORD / OIS / OCC	13.0000	31.0000	3.3690	1.5844	10.1588	0.0000	4.9461	33.0583	51.0583
<u>CITY OF LATHRUP VILLAGE</u>									
250 - SOUTHFIELD / OIS / OCC	26.4868	27.5000	3.3690	1.5844	22.5644	0.0000	4.9461	58.9507	59.9639

TOTAL CERTIFIED TAX RATES BY CITY

2013 APPORTIONMENT OF LOCAL TAX RATES IN OAKLAND COUNTY PER \$1000 OF TAXABLE VALUE

CITY/SCHOOL DISTRICT	PRE SCHOOL	NON-PRE SCHOOL	INTERMED SCHOOL DISTRICT	COMM-UNITY COLLEGE	CITY VILLAGE TOWNSHIP	OCPTA	* COMBINED	PRE TOTAL	NON-PRE TOTAL
<u>CITY OF MADISON HEIGHTS</u>									
160 - LAMPHERE / OIS / OCC	25.1400	28.6400	3.3690	1.5844	22.9250	0.5900	4.9461	58.5545	62.0545
170 - MADISON / OIS / OCC	13.7600	31.7600	3.3690	1.5844	22.9250	0.5900	4.9461	47.1745	65.1745
230 - ROYAL OAK / OIS / OCC	13.7300	28.7500	3.3690	1.5844	22.9250	0.5900	4.9461	47.1445	62.1645
<u>CITY OF NORTHVILLE</u>									
650 - NORTHVILLE / WIS / SCC	11.3000	29.3000	3.4643	1.7967	16.7447	0.0000	4.9461	38.2518	56.2518
<u>CITY OF NOVI</u>									
180 - NOVI / OIS / OCC	18.3296	33.1010	3.3690	1.5844	10.2000	0.0000	4.9461	38.4291	53.2005
183 - NOVI TRAN / OIS / SCC	18.3296	33.1010	3.3690	1.7967	10.2000	0.0000	4.9461	38.6414	53.4128
184 - SOUTH LYON/NOVI TRAN / OIS / OCC	17.0296	31.8010	3.3690	1.5844	10.2000	0.0000	4.9461	37.1291	51.9005
240 - SOUTH LYON / OIS / OCC	16.7000	34.7000	3.3690	1.5844	10.2000	0.0000	4.9461	36.7995	54.7995
270 - WALLED LAKE / OIS / OCC	13.4730	29.1445	3.3690	1.5844	10.2000	0.0000	4.9461	33.5725	49.2440
275 - WALLED LAKE TRAN / OIS / OCC	14.3930	30.0645	3.3690	1.5844	10.2000	0.0000	4.9461	34.4925	50.1640
650 - NORTHVILLE / WIS / SCC	11.3000	29.3000	3.4643	1.7967	10.2000	0.0000	4.9461	31.7071	49.7071
651 - NORTHVILLE TRAN / WIS / OCC	12.2200	30.2200	3.4643	1.5844	10.2000	0.0000	4.9461	32.4148	50.4148
<u>CITY OF OAK PARK</u>									
020 - BERKLEY / OIS / OCC	10.7367	28.7367	3.3690	1.5844	36.8734	0.5900	4.9461	58.0996	76.0996
023 - BERKLEY 425 / OIS / OCC	10.7367	28.7367	3.3690	1.5844	36.8734	0.5900	4.9461	58.0996	76.0996
024 - BERKLEY ANNEX TO OK PK / OIS / OCC	10.7367	28.7367	3.3690	1.5844	36.8734	0.5900	4.9461	58.0996	76.0996
110 - FERNDALE / OIS / OCC	13.0000	31.0000	3.3690	1.5844	36.8734	0.5900	4.9461	60.3629	78.3629
190 - OAK PARK / OIS / OCC	16.5000	34.5000	3.3690	1.5844	36.8734	0.5900	4.9461	63.8629	81.8629
193 - OAK PARK 425 / OIS / OCC	16.5000	34.5000	3.3690	1.5844	36.8734	0.5900	4.9461	63.8629	81.8629
194 - OAK PARK BRA / OIS / OCC	16.5000	34.5000	3.3690	1.5844	36.8734	0.5900	4.9461	63.8629	81.8629
195 - OAK PARK BR/2 / OIS / OCC	16.5000	34.5000	3.3690	1.5844	36.8734	0.5900	4.9461	63.8629	81.8629

TOTAL CERTIFIED TAX RATES BY CITY

2013 APPORTIONMENT OF LOCAL TAX RATES IN OAKLAND COUNTY PER \$1000 OF TAXABLE VALUE

CITY/SCHOOL DISTRICT	PRE SCHOOL	NON-PRE SCHOOL	INTERMED SCHOOL DISTRICT	COMM-UNITY COLLEGE	CITY VILLAGE TOWNSHIP	OCPTA	* COMBINED	PRE TOTAL	NON-PRE TOTAL
<u>CITY OF ORCHARD LAKE VILLAGE</u>									
040 - BLOOMFIELD HILLS / OIS / OCC	16.8301	26.4420	3.3690	1.5844	7.3600	0.0000	4.9461	34.0896	43.7015
270 - WALLED LAKE / OIS / OCC	13.4730	29.1445	3.3690	1.5844	7.3600	0.0000	4.9461	30.7325	46.4040
290 - WEST BLOOMFIELD / OIS / OCC	19.2952	33.0097	3.3690	1.5844	7.3600	0.0000	4.9461	36.5547	50.2692
<u>CITY OF PLEASANT RIDGE</u>									
110 - FERNDALE / OIS / OCC	13.0000	31.0000	3.3690	1.5844	18.4928	0.5900	4.9461	41.9823	59.9823
<u>CITY OF PONTIAC</u>									
210 - PONTIAC / OIS / OCC	10.1771	28.1771	3.3690	1.5844	17.0011	0.5900	4.9461	37.6677	55.6677
21C - PONT 425 AGREEMENT / OIS / OCC	10.1771	28.1771	3.3690	1.5844	17.0011	0.5900	4.9461	37.6677	55.6677
<u>CITY OF ROCHESTER</u>									
220 - ROCHESTER / OIS / OCC	12.7000	30.7000	3.3690	1.5844	12.4304	0.0000	4.9461	35.0299	53.0299
<u>CITY OF ROCHESTER HILLS</u>									
010 - AVONDALE / OIS / OCC	13.9000	31.9000	3.3690	1.5844	9.7060	0.0000	4.9461	33.5055	51.5055
220 - ROCHESTER / OIS / OCC	12.7000	30.7000	3.3690	1.5844	9.7060	0.0000	4.9461	32.3055	50.3055
<u>CITY OF ROYAL OAK</u>									
020 - BERKLEY / OIS / OCC	10.7367	28.7367	3.3690	1.5844	15.1652	0.5900	4.9461	36.3914	54.3914
080 - CLAWSON / OIS / OCC	14.6500	32.6500	3.3690	1.5844	15.1652	0.5900	4.9461	40.3047	58.3047
230 - ROYAL OAK / OIS / OCC	13.7300	28.7500	3.3690	1.5844	15.1652	0.5900	4.9461	39.3847	54.4047

TOTAL CERTIFIED TAX RATES BY CITY

2013 APPORTIONMENT OF LOCAL TAX RATES IN OAKLAND COUNTY PER \$1000 OF TAXABLE VALUE

CITY/SCHOOL DISTRICT	PRE SCHOOL	NON-PRE SCHOOL	INTERMED SCHOOL DISTRICT	COMM-UNITY COLLEGE	CITY VILLAGE TOWNSHIP	OCPTA	* COMBINED	PRE TOTAL	NON-PRE TOTAL
<u>CITY OF SOUTHFIELD</u>									
030 - BIRMINGHAM / OIS / OCC	19.9241	27.9000	3.3690	1.5844	24.5011	0.5900	4.9461	54.9147	62.8906
032 - BIRM SOUTHFLD TRAN / OIS / OCC	19.5241	27.5000	3.3690	1.5844	24.5011	0.5900	4.9461	54.5147	62.4906
03A - BIRM CENTEX 30BF / OIS / OCC	19.9241	27.9000	3.3690	1.5844	24.5011	0.5900	4.9461	54.9147	62.8906
190 - OAK PARK / OIS / OCC	16.5000	34.5000	3.3690	1.5844	24.5011	0.5900	4.9461	51.4906	69.4906
192 - OAK PARK TIFA/DDA / OIS / OCC	16.5000	34.5000	3.3690	1.5844	24.5011	0.5900	4.9461	51.4906	69.4906
199 - OAK PARK DDA / OIS / OCC	16.5000	34.5000	3.3690	1.5844	24.5011	0.5900	4.9461	51.4906	69.4906
250 - SOUTHFIELD / OIS / OCC	26.4868	27.5000	3.3690	1.5844	24.5011	0.5900	4.9461	61.4774	62.4906
251 - SOUTHFIELD LDFA A / OIS / OCC	26.4868	27.5000	3.3690	1.5844	24.5011	0.5900	4.9461	61.4774	62.4906
253 - SOUTHFIELD LDFA-1 / OIS / OCC	26.4868	27.5000	3.3690	1.5844	24.5011	0.5900	4.9461	61.4774	62.4906
255 - SOUTHFIELD DDA / OIS / OCC	26.4868	27.5000	3.3690	1.5844	24.5011	0.5900	4.9461	61.4774	62.4906
256 - SOUTHFIELD TIFA/DDA / OIS / OCC	26.4868	27.5000	3.3690	1.5844	24.5011	0.5900	4.9461	61.4774	62.4906
257 - SOUTHFIELD LDFA 3 / OIS / OCC	26.4868	27.5000	3.3690	1.5844	24.5011	0.5900	4.9461	61.4774	62.4906
258 - SOUTHFLD BIRM TRAN / OIS / OCC	26.8868	27.9000	3.3690	1.5844	24.5011	0.5900	4.9461	61.8774	62.8906
25A - SLFD SZ / OIS / OCC	26.4868	27.5000	3.3690	1.5844	24.5011	0.5900	4.9461	61.4774	62.4906
25C - SLFD CENTEX 25BF / OIS / OCC	26.4868	27.5000	3.3690	1.5844	24.5011	0.5900	4.9461	61.4774	62.4906
25D - SLFD BF 4 / OIS / OCC	26.4868	27.5000	3.3690	1.5844	24.5011	0.5900	4.9461	61.4774	62.4906
25E - SLFD BF 5 / OIS / OCC	26.4868	27.5000	3.3690	1.5844	24.5011	0.5900	4.9461	61.4774	62.4906
25F - SOUTHFIELD TOOL AND DIE / OIS / OCC	26.4868	27.5000	3.3690	1.5844	24.5011	0.5900	4.9461	61.4774	62.4906
<u>CITY OF SOUTH LYON</u>									
240 - SOUTH LYON / OIS / OCC	16.7000	34.7000	3.3690	1.5844	15.2222	0.0000	4.9461	41.8217	59.8217
<u>CITY OF SYLVAN LAKE</u>									
210 - PONTIAC / OIS / OCC	12.9412	30.9412	3.3690	1.5844	23.6553	0.0000	4.9461	46.4960	64.4960
290 - WEST BLOOMFIELD / OIS / OCC	19.2952	33.0097	3.3690	1.5844	23.6553	0.0000	4.9461	52.8500	66.5645

TOTAL CERTIFIED TAX RATES BY CITY

2013 APPORTIONMENT OF LOCAL TAX RATES IN OAKLAND COUNTY PER \$1000 OF TAXABLE VALUE

CITY/SCHOOL DISTRICT	PRE SCHOOL	NON-PRE SCHOOL	INTERMED SCHOOL DISTRICT	COMM-UNITY COLLEGE	CITY VILLAGE TOWNSHIP	OCPTA	* COMBINED	PRE TOTAL	NON-PRE TOTAL
<u>CITY OF TROY</u>									
010 - AVONDALE / OIS / OCC	13.9000	31.9000	3.3690	1.5844	10.5200	0.5900	4.9461	34.9095	52.9095
030 - BIRMINGHAM / OIS / OCC	19.9241	27.9000	3.3690	1.5844	10.5200	0.5900	4.9461	40.9336	48.9095
040 - BLOOMFIELD HILLS / OIS / OCC	16.8301	26.4420	3.3690	1.5844	10.5200	0.5900	4.9461	37.8396	47.4515
160 - LAMPHERE / OIS / OCC	25.1400	28.6400	3.3690	1.5844	10.5200	0.5900	4.9461	46.1495	49.6495
230 - ROYAL OAK / OIS / OCC	13.7300	28.7500	3.3690	1.5844	10.5200	0.5900	4.9461	34.7395	49.7595
260 - TROY / OIS / OCC	16.0741	28.7000	3.3690	1.5844	10.5200	0.5900	4.9461	37.0836	49.7095
265 - TROY DDA / OIS / OCC	16.0741	28.7000	3.3690	1.5844	10.5200	0.5900	4.9461	37.0836	49.7095
268 - TROY SZ / OIS / OCC	16.0741	28.7000	3.3690	1.5844	10.5200	0.5900	4.9461	37.0836	49.7095
269 - TROY BROWNFIELD / OIS / OCC	16.0741	28.7000	3.3690	1.5844	10.5200	0.5900	4.9461	37.0836	49.7095
750 - WARREN / MIS / OCC	17.3829	27.9200	2.9430	1.5844	10.5200	0.5900	4.9461	37.9664	48.5035
<u>CITY OF WALLED LAKE</u>									
270 - WALLED LAKE / OIS / OCC	13.4730	29.1445	3.3690	1.5844	17.7347	0.5900	4.9461	41.6972	57.3687
<u>CITY OF WIXOM</u>									
180 - NOVI / OIS / OCC	18.3296	33.1010	3.3690	1.5844	16.7929	0.0000	4.9461	45.0220	59.7934
240 - SOUTH LYON / OIS / OCC	16.7000	34.7000	3.3690	1.5844	16.7929	0.0000	4.9461	43.3924	61.3924
270 - WALLED LAKE / OIS / OCC	13.4730	29.1445	3.3690	1.5844	16.7929	0.0000	4.9461	40.1654	55.8369

TOTAL CERTIFIED TAX RATES BY CITY

2013 APPORTIONMENT OF LOCAL TAX RATES IN OAKLAND COUNTY PER \$1000 OF TAXABLE VALUE

CITY/SCHOOL DISTRICT	PRE SCHOOL	NON-PRE SCHOOL	INTERMED SCHOOL DISTRICT	COMM-UNITY COLLEGE	CITY VILLAGE TOWNSHIP	OCPTA	* COMBINED	PRE TOTAL	NON-PRE TOTAL
----------------------	------------	----------------	--------------------------	--------------------	-----------------------	-------	------------	-----------	---------------

* COMBINED-CONSISTS OF:

COUNTY OPERATING	4.1900
PARKS AND RECREATION	0.2415
ZOO AUTHORITY	0.1000
ART INSTITUTE AUTHORITY	0.2000
HURON CLINTON AUTHORITY	<u>0.2146</u>
TOTAL	4.9461

TOWNSHIP AND VILLAGE CERTIFIED TAX RATES

2013 APPORTIONMENT OF LOCAL TAX RATES IN OAKLAND COUNTY PER \$1000 OF TAXABLE VALUE

TOWNSHIP AND VILLAGE	TOWNSHIP			VILLAGE	OCPTA	TOTAL
	ALLOCATED	VOTED	DEBT OR AUTHORITY			
A TOWNSHIP OF ADDISON	1.0748	7.0563	0.0000		0.0000	8.1311
AL VILLAGE OF LEONARD	1.0748	7.0563	0.0000	6.0000	0.0000	14.1311
C CHARTER TOWNSHIP OF BLOOMFIELD	0.0000	0.0000	12.8777		0.5900	13.4677
D CHARTER TOWNSHIP OF BRANDON	0.0000	0.0000	7.2286		0.0000	7.2286
DO VILLAGE OF ORTONVILLE	0.0000	0.0000	7.2286	8.0000	0.0000	15.2286
E CHARTER TOWNSHIP OF COMMERCE	0.0000	0.0000	3.4873		0.0000	3.4873
EW VILLAGE OF WOLVERINE LAKE	0.0000	0.0000	3.4873	9.5730	0.0000	13.0603
G TOWNSHIP OF GROVELAND	1.0000	3.9400	0.0000		0.0000	4.9400
H CHARTER TOWNSHIP OF HIGHLAND	0.0000	0.0000	7.4344		0.0000	7.4344
I TOWNSHIP OF HOLLY	1.0000	1.5000	0.0000		0.0000	2.5000
IH VILLAGE OF HOLLY	1.0000	1.5000	0.0000	13.5244	0.0000	16.0244
J CHARTER TOWNSHIP OF INDEPENDENCE	0.0000	0.0000	8.4814		0.0000	8.4814
K CHARTER TOWNSHIP OF LYON	0.0000	0.0000	4.7466		0.0000	4.7466
L CHARTER TOWNSHIP OF MILFORD	0.0000	0.0000	8.4274		0.0000	8.4274
LM VILLAGE OF MILFORD	0.0000	0.0000	8.4274	9.3431	0.0000	17.7705
M TOWNSHIP OF NOVI	0.7222	2.2555	0.0000		0.0000	2.9777
N CHARTER TOWNSHIP OF OAKLAND	0.0000	0.0000	6.2960		0.0000	6.2960
O CHARTER TOWNSHIP OF ORION	0.0000	0.0000	6.5809		0.0000	6.5809
OL VILLAGE OF LAKE ORION	0.0000	0.0000	6.5809	10.1091	0.0000	16.6900
P CHARTER TOWNSHIP OF OXFORD	0.0000	0.0000	11.2672		0.0000	11.2672

TOWNSHIP AND VILLAGE CERTIFIED TAX RATES
2013 APPORTIONMENT OF LOCAL TAX RATES IN OAKLAND COUNTY PER \$1000 OF TAXABLE VALUE

TOWNSHIP AND VILLAGE	TOWNSHIP			VILLAGE	OCPTA	TOTAL
	ALLOCATED	VOTED	DEBT OR AUTHORITY			
PO VILLAGE OF OXFORD	0.0000	0.0000	7.3520	10.6200	0.0000	17.9720
R TOWNSHIP OF ROSE	1.0148	2.1085	0.0000		0.0000	3.1233
RH VILLAGE OF HOLLY	1.0148	2.1085	0.0000	13.5244	0.0000	16.6477
S CHARTER TOWNSHIP OF ROYAL OAK	0.0000	0.0000	13.2102		0.5900	13.8002
T TOWNSHIP OF SOUTHFIELD	0.6000	0.0000	0.0000		0.0000	0.6000
TB VILLAGE OF BINGHAM FARMS	0.6000	0.0000	0.0000	7.7000	0.5900	8.8900
TF VILLAGE OF FRANKLIN	0.6000	0.0000	0.0000	10.2493	0.5900	11.4393
TH VILLAGE OF BEVERLY HILLS	0.6000	0.0000	0.0000	13.2784	0.5900	14.4684
U CHARTER TOWNSHIP OF SPRINGFIELD	0.0000	0.0000	7.2786		0.0000	7.2786
W CHARTER TOWNSHIP OF WATERFORD	0.0000	0.0000	11.0796		0.0000	11.0796
X CHARTER TOWNSHIP OF WEST BLOOMFIELD	0.0000	0.0000	12.2550		0.5900	12.8450
Y CHARTER TOWNSHIP OF WHITE LAKE	0.0000	0.0000	8.8590		0.0000	8.8590

CITY CERTIFIED TAX RATES

2013 APPORTIONMENT OF LOCAL TAX RATES IN OAKLAND COUNTY PER \$1000 OF TAXABLE VALUE

CITY	CERTIFIED RATE	OCPTA	TOTAL
02 CITY OF AUBURN HILLS	10.5602	0.5900	11.1502
04 CITY OF BERKLEY	17.5074	0.5900	18.0974
08 CITY OF BIRMINGHAM	15.0735	0.5900	15.6635
12 CITY OF BLOOMFIELD HILLS	10.2400	0.0000	10.2400
14 CITY OF CLARKSTON VILLAGE	18.6506	0.0000	18.6506
16 CITY OF CLAWSON	25.6558	0.5900	26.2458
20 CITY OF FARMINGTON	16.5856	0.5900	17.1756
22 CITY OF FARMINGTON HILLS	13.9394	0.5900	14.5294
23 CITY OF FENTON	10.6226	0.0000	10.6226
24 CITY OF FERNDALE	31.0883	0.5900	31.6783
28 CITY OF HAZEL PARK	24.2584	0.5900	24.8484
32 CITY OF HUNTINGTON WOODS	26.8265	0.5900	27.4165
36 CITY OF KEEGO HARBOR	13.3911	0.0000	13.3911
38 CITY OF LAKE ANGELUS	10.1588	0.0000	10.1588
40 CITY OF LATHRUP VILLAGE	22.5644	0.0000	22.5644
44 CITY OF MADISON HEIGHTS	22.9250	0.5900	23.5150
48 CITY OF NORTHVILLE	16.7447	0.0000	16.7447
50 CITY OF NOVI	10.2000	0.0000	10.2000
52 CITY OF OAK PARK	36.8734	0.5900	37.4634
56 CITY OF ORCHARD LAKE VILLAGE	7.3600	0.0000	7.3600

CITY CERTIFIED TAX RATES

2013 APPORTIONMENT OF LOCAL TAX RATES IN OAKLAND COUNTY PER \$1000 OF TAXABLE VALUE

CITY	CERTIFIED RATE	OCPTA	TOTAL
60 CITY OF PLEASANT RIDGE	18.4928	0.5900	19.0828
64 CITY OF PONTIAC	17.0011	0.5900	17.5911
68 CITY OF ROCHESTER	12.4304	0.0000	12.4304
70 CITY OF ROCHESTER HILLS	9.7060	0.0000	9.7060
72 CITY OF ROYAL OAK	15.1652	0.5900	15.7552
76 CITY OF SOUTHFIELD	24.5011	0.5900	25.0911
80 CITY OF SOUTH LYON	15.2222	0.0000	15.2222
84 CITY OF SYLVAN LAKE	23.6553	0.0000	23.6553
88 CITY OF TROY	10.5200	0.5900	11.1100
92 CITY OF WALLED LAKE	17.7347	0.5900	18.3247
96 CITY OF WIXOM	16.7929	0.0000	16.7929

DDA DISTRICTS CERTIFIED TAX RATES

2013 APPORTIONMENT OF LOCAL TAX RATES IN OAKLAND COUNTY PER \$1000 OF TAXABLE VALUE

CITY, VILLAGE OR TOWNSHIP	ALLOCATED	VOTED	DEBT OR AUTHORITY	TOTAL
CITY OF BERKLEY DDA			1.9217	1.9217
CITY OF CLAWSON DDA			1.9734	1.9734
CITY OF FERNDALE DDA			1.3794	1.3794
CITY OF HAZEL PARK DDA			1.9510	1.9510
CITY OF LATHRUP VILLAGE DDA			1.9006	1.9006
CITY OF ROYAL OAK DDA			1.6477	1.6477
CITY OF SOUTHFIELD DDA			1.8978	1.8978
CITY OF WIXOM DDA			1.8008	1.8008
VILLAGE OF MILFORD DDA			1.7470	1.7470

OAKLAND COUNTY PUBLIC TRANSPORTATION AUTHORITY
CERTIFIED TAX RATES

2013 APPORTIONMENT OF LOCAL TAX RATES IN OAKLAND COUNTY PER \$1000 OF TAXABLE VALUE

CITY, VILLAGE OR TOWNSHIP	ALLOCATED	VOTED	DEBT OR AUTHORITY	TOTAL
CHARTER TOWNSHIP OF BLOOMFIELD		0.5900		0.5900
CHARTER TOWNSHIP OF ROYAL OAK		0.5900		0.5900
CHARTER TOWNSHIP OF WEST BLOOMFIELD		0.5900		0.5900
CITY OF AUBURN HILLS		0.5900		0.5900
CITY OF BERKLEY		0.5900		0.5900
CITY OF BIRMINGHAM		0.5900		0.5900
CITY OF CLAWSON		0.5900		0.5900
CITY OF FARMINGTON		0.5900		0.5900
CITY OF FARMINGTON HILLS		0.5900		0.5900
CITY OF FERNDALE		0.5900		0.5900
CITY OF HAZEL PARK		0.5900		0.5900
CITY OF HUNTINGTON WOODS		0.5900		0.5900
CITY OF MADISON HEIGHTS		0.5900		0.5900
CITY OF OAK PARK		0.5900		0.5900
CITY OF PLEASANT RIDGE		0.5900		0.5900
CITY OF PONTIAC		0.5900		0.5900
CITY OF ROYAL OAK		0.5900		0.5900
CITY OF SOUTHFIELD		0.5900		0.5900
CITY OF TROY		0.5900		0.5900
CITY OF WALLED LAKE		0.5900		0.5900
VILLAGE OF BINGHAM FARMS		0.5900		0.5900
VILLAGE OF FRANKLIN		0.5900		0.5900
VILLAGE OF BEVERLY HILLS		0.5900		0.5900

SCHOOL DISTRICT CERTIFIED TAX RATES

2013 APPORTIONMENT OF LOCAL TAX RATES IN OAKLAND COUNTY PER \$1000 OF TAXABLE VALUE

SCHOOL DISTRICT	(ALL PROPERTY) STATE EDUCATION	(NON-PRE) SCHOOL OPERATING	(PRE) <18 MILLS SUPPLE- MENTAL	(ALL PROPERTY) >18 MILLS SUPPLE- MENTAL	(ALL PROPERTY) SINKING FUND	(ALL PROPERTY) DEBT	PRE TOTAL	NON-PRE TOTAL
010 AVONDALE	6.0000	18.0000	0.0000	0.0000	0.6000	7.3000	13.9000	31.9000
020 BERKLEY	6.0000	18.0000	0.0000	0.0000	0.7367	4.0000	10.7367	28.7367
023 BERKLEY 425	6.0000	18.0000	0.0000	0.0000	0.7367	4.0000	10.7367	28.7367
024 BERKLEY ANNEX TO OK PK	6.0000	18.0000	0.0000	0.0000	0.7367	4.0000	10.7367	28.7367
030 BIRMINGHAM	6.0000	18.0000	10.0241	0.0000	0.0000	3.9000	19.9241	27.9000
032 BIRM SOUTHFLD TRAN	6.0000	18.0000	10.0241	0.0000	0.0000	3.5000	19.5241	27.5000
034 BLM TWP VILLAGE SUB	6.0000	18.0000	10.0241	0.0000	0.0000	3.9000	19.9241	27.9000
03A BIRM CENTEX 30BF	6.0000	18.0000	10.0241	0.0000	0.0000	3.9000	19.9241	27.9000
040 BLOOMFIELD HILLS	6.0000	18.0000	8.3881	0.0000	1.4834	0.9586	16.8301	26.4420
041 BLOOMFLD HILLS TRAN	6.0000	18.0000	8.3881	0.0000	1.4834	7.5900	23.4615	33.0734
050 BRANDON	6.0000	17.9496	0.0000	0.0000	0.0000	8.2400	14.2400	32.1896
058 GDR TO BRAN TRAN	6.0000	17.9496	0.0000	0.0000	0.0000	7.4660	13.4660	31.4156
060 CLARENCEVILLE	6.0000	18.0000	0.0000	0.0000	4.5000	0.0000	10.5000	28.5000
070 CLARKSTON	6.0000	18.0000	0.0000	0.0000	0.0000	7.0000	13.0000	31.0000
080 CLAWSON	6.0000	18.0000	0.0000	0.0000	0.0000	8.6500	14.6500	32.6500
100 FARMINGTON	6.0000	18.0000	10.4550	0.0000	0.0000	2.5600	19.0150	26.5600
110 FERNDALE	6.0000	18.0000	0.0000	0.0000	0.0000	7.0000	13.0000	31.0000
120 HAZEL PARK	6.0000	18.0000	0.0000	0.0000	1.0000	9.2000	16.2000	34.2000
130 HOLLY	6.0000	18.0000	0.0000	0.0000	0.0000	7.0000	13.0000	31.0000

SCHOOL DISTRICT CERTIFIED TAX RATES

2013 APPORTIONMENT OF LOCAL TAX RATES IN OAKLAND COUNTY PER \$1000 OF TAXABLE VALUE

SCHOOL DISTRICT	(ALL PROPERTY) STATE EDUCATION	(NON-PRE) SCHOOL OPERATING	(PRE) <18 MILLS SUPPLE- MENTAL	(ALL PROPERTY) >18 MILLS SUPPLE- MENTAL	(ALL PROPERTY) SINKING FUND	(ALL PROPERTY) DEBT	PRE TOTAL	NON-PRE TOTAL
140 HURON VALLEY	6.0000	18.0000	0.0000	0.0000	0.9513	7.0000	13.9513	31.9513
150 LAKE ORION	6.0000	18.0000	0.0000	0.0000	0.0000	7.4910	13.4910	31.4910
152 LAKE ORION TRAN	6.0000	18.0000	0.0000	0.0000	0.0000	11.3610	17.3610	35.3610
153 LK ORION/OXFORD TRAN	6.0000	18.0000	0.0000	0.0000	0.0000	5.9400	11.9400	29.9400
160 LAMPHERE	6.0000	18.0000	14.5000	0.0000	0.5000	4.1400	25.1400	28.6400
170 MADISON	6.0000	18.0000	0.0000	0.0000	0.0000	7.7600	13.7600	31.7600
180 NOVI	6.0000	18.0000	3.2286	0.9800	0.4932	7.6278	18.3296	33.1010
183 NOVI TRAN	6.0000	18.0000	3.2286	0.9800	0.4932	7.6278	18.3296	33.1010
184 SOUTH LYON/NOVI TRAN	6.0000	18.0000	3.2286	0.9800	0.4932	6.3278	17.0296	31.8010
190 OAK PARK	6.0000	18.0000	0.0000	0.0000	3.0000	7.5000	16.5000	34.5000
192 OAK PARK TIFA/DDA	6.0000	18.0000	0.0000	0.0000	3.0000	7.5000	16.5000	34.5000
193 OAK PARK 425	6.0000	18.0000	0.0000	0.0000	3.0000	7.5000	16.5000	34.5000
194 OAK PARK BRA	6.0000	18.0000	0.0000	0.0000	3.0000	7.5000	16.5000	34.5000
195 OAK PARK BRF/2	6.0000	18.0000	0.0000	0.0000	3.0000	7.5000	16.5000	34.5000
199 OAK PARK DDA	6.0000	18.0000	0.0000	0.0000	3.0000	7.5000	16.5000	34.5000
200 OXFORD	6.0000	17.9946	0.0000	0.0000	0.0000	7.0000	13.0000	30.9946
** 210 PONTIAC	6.0000	18.0000	0.0000	0.0000	0.0000	3.8700	9.8700	27.8700
** 21C PONT 425 AGREEMENT	6.0000	18.0000	0.0000	0.0000	0.0000	3.8700	9.8700	27.8700
220 ROCHESTER	6.0000	18.0000	0.0000	0.0000	0.0000	6.7000	12.7000	30.7000
230 ROYAL OAK	6.0000	18.0000	2.9800	0.0000	1.0000	3.7500	13.7300	28.7500

**See page 28 for MESSA debt rates.

SCHOOL DISTRICT CERTIFIED TAX RATES

2013 APPORTIONMENT OF LOCAL TAX RATES IN OAKLAND COUNTY PER \$1000 OF TAXABLE VALUE

SCHOOL DISTRICT	(ALL PROPERTY) STATE EDUCATION	(NON-PRE) SCHOOL OPERATING	(PRE) <18 MILLS SUPPLE- MENTAL	(ALL PROPERTY) >18 MILLS SUPPLE- MENTAL	(ALL PROPERTY) SINKING FUND	(ALL PROPERTY) DEBT	PRE TOTAL	NON-PRE TOTAL
240 SOUTH LYON	6.0000	18.0000	0.0000	0.0000	0.0000	10.7000	16.7000	34.7000
250 SOUTHFIELD	6.0000	18.0000	16.9868	0.0000	0.0000	3.5000	26.4868	27.5000
251 SOUTHFIELD LDFA A	6.0000	18.0000	16.9868	0.0000	0.0000	3.5000	26.4868	27.5000
253 SOUTHFIELD LDFA-1	6.0000	18.0000	16.9868	0.0000	0.0000	3.5000	26.4868	27.5000
255 SOUTHFIELD DDA	6.0000	18.0000	16.9868	0.0000	0.0000	3.5000	26.4868	27.5000
256 SOUTHFIELD TIFA/DDA	6.0000	18.0000	16.9868	0.0000	0.0000	3.5000	26.4868	27.5000
257 SOUTHFIELD LDFA 3	6.0000	18.0000	16.9868	0.0000	0.0000	3.5000	26.4868	27.5000
258 SOUTHFLD BIRM TRAN	6.0000	18.0000	16.9868	0.0000	0.0000	3.9000	26.8868	27.9000
25A SLFD SZ	6.0000	18.0000	16.9868	0.0000	0.0000	3.5000	26.4868	27.5000
25C SLFD CENTEX 25BF	6.0000	18.0000	16.9868	0.0000	0.0000	3.5000	26.4868	27.5000
25D SLFD BF 4	6.0000	18.0000	16.9868	0.0000	0.0000	3.5000	26.4868	27.5000
25E SLFD BF 5	6.0000	18.0000	16.9868	0.0000	0.0000	3.5000	26.4868	27.5000
25F SOUTHFIELD TOOL AND DIE	6.0000	18.0000	16.9868	0.0000	0.0000	3.5000	26.4868	27.5000
260 TROY	6.0000	18.0000	5.3741	0.0000	0.0000	4.7000	16.0741	28.7000
265 TROY DDA	6.0000	18.0000	5.3741	0.0000	0.0000	4.7000	16.0741	28.7000
268 TROY SZ	6.0000	18.0000	5.3741	0.0000	0.0000	4.7000	16.0741	28.7000
269 TROY BROWNFIELD	6.0000	18.0000	5.3741	0.0000	0.0000	4.7000	16.0741	28.7000
270 WALLED LAKE	6.0000	18.0000	2.3285	0.0000	0.5000	4.6445	13.4730	29.1445
271 HV TO WALLED LK TRAN	6.0000	18.0000	2.3285	0.0000	0.5000	6.6393	15.4678	31.1393
275 WALLED LAKE TRAN	6.0000	18.0000	2.3285	0.0000	0.5000	5.5645	14.3930	30.0645
280 WATERFORD	6.0000	18.0000	0.0000	0.0000	0.0000	7.0000	13.0000	31.0000
290 WEST BLOOMFIELD	6.0000	17.8597	4.1452	0.0000	1.2500	7.9000	19.2952	33.0097

SCHOOL DISTRICT CERTIFIED TAX RATES

2013 APPORTIONMENT OF LOCAL TAX RATES IN OAKLAND COUNTY PER \$1000 OF TAXABLE VALUE

SCHOOL DISTRICT	(ALL PROPERTY) STATE EDUCATION	(NON-PRE) SCHOOL OPERATING	(PRE) <18 MILLS SUPPLE- MENTAL	(ALL PROPERTY) >18 MILLS SUPPLE- MENTAL	(ALL PROPERTY) SINKING FUND	(ALL PROPERTY) DEBT	PRE TOTAL	NON-PRE TOTAL
400 ALMONT	6.0000	18.0000	0.0000	0.0000	0.0000	8.4500	14.4500	32.4500
450 FENTON	6.0000	18.0000	0.0000	0.0000	0.9362	6.9400	13.8762	31.8762
500 GOODRICH	6.0000	18.0000	0.0000	0.0000	0.0000	7.7500	13.7500	31.7500
550 GRAND BLANC	6.0000	18.0000	0.0000	0.0000	1.0000	5.1000	12.1000	30.1000
650 NORTHVILLE	6.0000	18.0000	0.0000	0.0000	1.0000	4.3000	11.3000	29.3000
651 NORTHVILLE TRAN	6.0000	18.0000	0.0000	0.0000	1.0000	5.2200	12.2200	30.2200
700 ROMEO	6.0000	18.0000	0.0000	0.0000	1.2500	4.0500	11.3000	29.3000
702 ROMEO TRAN	6.0000	18.0000	0.0000	0.0000	1.2500	4.0500	11.3000	29.3000
750 WARREN	6.0000	18.0000	7.4629	0.0000	0.0000	3.9200	17.3829	27.9200

PONTIAC SCHOOL DISTRICT MESSA JUDGMENT CERTIFIED TAX RATES

2013 APPORTIONMENT OF LOCAL TAX RATES IN OAKLAND COUNTY PER \$1000 OF TAXABLE VALUE

CITY, VILLAGE OR TOWNSHIP	YEARS TO BE LEVIED		DEBT OR AUTHORITY	TOTAL
TOWNSHIP OF BLOOMFIELD	ONE		3.0712	3.0712
TOWNSHIP OF ORION	TEN		0.3071	0.3071
TOWNSHIP OF WATERFORD	ONE		3.0712	3.0712
TOWNSHIP OF WEST BLOOMFIELD	ONE		3.0712	3.0712
CITY OF AUBURN HILLS	TEN		0.3071	0.3071
CITY OF LAKE ANGELUS	TEN		0.3071	0.3071
CITY OF PONTIAC	TEN		0.3071	0.3071
CITY OF SYLVAN LAKE	ONE		3.0712	3.0712

INTERMEDIATE SCHOOL DISTRICT/COMMUNITY COLLEGE/OAKLAND COUNTY GENERAL OPERATING/
 OAKLAND COUNTY PARKS AND RECREATION/HURON CLINTON METROPOLITAN AUTHORITY/OAKLAND COUNTY ZOOLOGICAL
 AUTHORITY/OAKLAND COUNTY ART AUTHORITY

CERTIFIED TAX RATES

2013 APPORTIONMENT OF LOCAL TAX RATES IN OAKLAND COUNTY PER \$1000 OF TAXABLE VALUE

	ALLOCATED	VOTED	DEBT OR AUTHORITY	TOTAL
--	-----------	-------	----------------------	-------

INTERMEDIATE SCHOOLS

GENESEE INTERMEDIATE SCHOOLS	0.1635	3.3706	0.0000	3.5341
LAPEER INTERMEDIATE SCHOOLS	0.1866	2.7429	0.0000	2.9295
MACOMB INTERMEDIATE SCHOOLS	0.2023	2.7407	0.0000	2.9430
OAKLAND INTERMEDIATE SCHOOLS	0.2003	3.1687	0.0000	3.3690
WAYNE INTERMEDIATE SCHOOLS	0.0965	3.3678	0.0000	3.4643

COMMUNITY COLLEGES

MOTT COMMUNITY COLLEGE	0.0000	1.9896	0.8700	2.8596
OAKLAND COMMUNITY COLLEGE	0.0000	1.5844	0.0000	1.5844
SCHOOLCRAFT COLLEGE	0.0000	1.7967	0.0000	1.7967

OAKLAND COUNTY GENERAL OPERATING

	4.1900	0.0000	0.0000	4.1900
--	--------	--------	--------	--------

OAKLAND COUNTY PARKS AND RECREATION

	0.0000	0.2415	0.0000	0.2415
--	--------	--------	--------	--------

OAKLAND COUNTY ZOOLOGICAL AUTHORITY

	0.0000	0.1000	0.0000	0.1000
--	--------	--------	--------	--------

OAKLAND COUNTY ART INSTITUTE AUTHORITY

	0.0000	0.2000	0.0000	0.2000
--	--------	--------	--------	--------

HURON CLINTON METRO AUTHORITY

	0.0000	0.0000	0.2146	0.2146
--	--------	--------	--------	--------

* COMBINED-CONSISTS OF:

COUNTY OPERATING	4.1900
PARKS AND RECREATION	0.2415
ZOO AUTHORITY	0.1000
ART INSTITUTE AUTHORITY	0.2000
HURON CLINTON AUTHORITY	0.2146
TOTAL	4.9461