

*Beth S.*



**1990  
APPORTIONMENT  
of  
LOCAL TAX RATES**

*Prepared By*

**Department of Management and Budget  
Equalization Division  
under the direction of  
the Finance Committee of  
the Board of Commissioners**

**DANIEL T. MURPHY**  
County Executive

## TABLE OF CONTENTS

### 1990 APPORTIONMENT REPORT OF LOCAL TAX RATES

LETTER OF TRANSMITTAL . . . . .	i
OAKLAND COUNTY BOARD OF COMMISSIONERS . . . . .	ii
RESOLUTION RECOMMENDING THE ADOPTION OF THE APPORTIONMENT REPORT OF LOCAL TAXES . . . . .	iii
THE TOTAL ESTIMATED TAX LEVY FOR 1990 AD VALOREM PROPERTY TAXES . . . . .	1
TOTAL CERTIFIED TAX RATES BY TOWNSHIPS . . . . .	2-7
TOTAL CERTIFIED TAX RATES BY CITIES . . . . .	8-13
TOWNSHIP AND VILLAGE CERTIFIED TAX RATES . . . . .	14
CITY CERTIFIED TAX RATES . . . . .	15
SCHOOL DISTRICT CERTIFIED TAX RATES . . . . .	16-17
INTERMEDIATE SCHOOL DISTRICT CERTIFIED TAX RATES . . . . .	18
COMMUNITY COLLEGE CERTIFIED TAX RATES . . . . .	18
OAKLAND COUNTY GENERAL OPERATING CERTIFIED TAX RATES . . . . .	18
OAKLAND COUNTY PARKS & RECREATION CERTIFIED TAX RATES . . . . .	18
HURON CLINTON AUTHORITY CERTIFIED TAX RATES . . . . .	18
SPECIAL TAXES SPREAD AGAINST PROPERTY FOR EACH TOWNSHIP AND CITY . . . . .	19

November 8, 1990

TO THE OAKLAND COUNTY BOARD OF COMMISSIONERS - FINANCE COMMITTEE:

The attached Apportionment of Local Tax Rates was prepared by the Equalization Division of the Management and Budget Department, under the supervision of the Oakland County Board of Commissioners' Finance Committee.

The certificates, statements, papers and records submitted by the various townships, cities and villages were examined, and the enclosed rates represents a compilation of those documents. The certified rates, as adjusted by Headlee (Section 211.34D M.C.L.), Truth in Taxation (Section 211.24E M.C.L.) and Truth in Assessing (Section 211.34 M.C.L.), are set forth for all townships, cities and villages in Oakland County.


The certified rates are subject to Section 211.36 M.C.L. which will allow additional millage to be voted up to and including December 7, 1990 for schools as specified in said Section; said additional millage(s) would require Board approval before they could be spread.

Of special interest on Page 1 is the Summary of the Estimated Tax Levy by the various taxing jurisdictions. These recaps depict the average tax rate and estimated total levy.

The attached resolution, if passed by the Oakland County Board of Commissioners, will authorize the Clerk to sign the several tax certificates in which the attached tabulation was based. This action thereby authorizes and directs the various assessing officers to spread the rates against the 1990 State Equalized Valuation.

If you have any questions or need further information, please contact my office.

Respectfully submitted,



Russell D. Martin, Director  
Department of Management & Budget

OAKLAND COUNTY BOARD OF COMMISSIONERS

Dennis M. Aaron	A. Madeline Luxon
*Donald E. Bishop	Nancy McConnell
*G. William Caddell	Michael D. McCulloch
John P. Calandro	Ruel E. McPherson
*Mark W. Chester	David L. Moffitt
Larry Crake	Lillian Jaffe Oaks
*James D. Ferrens	*John E. Olsen
*Marilynn E. Gosling	*John G. Pappageorge
Donna R. Huntoon	*Lawrence R. Pernick
*Donald W. Jensen	*Hubert Price, Jr.
Ruth A. Johnson	Roy Rewold
Richard D. Kuhn, Jr.	Richard G. Skarritt
Susan G. Kuhn	Donn L. Wolf
Thomas A. Law	

\*Finance Committee

November 8, 1990

BY: FINANCE COMMITTEE - Dr. G. William Caddell, Chairperson

RE: MANAGEMENT & BUDGET DEPT. - APPORTIONMENT OF LOCAL TAX RATES

TO THE OAKLAND COUNTY BOARD OF COMMISSIONERS

Mr. Chairperson, Ladies and Gentlemen:

WHEREAS your Finance Committee on Local Taxes has examined certificates, statements, papers and records submitted to it from the various townships, cities and villages having taxes to be spread upon the County Tax Roll, and has checked these documents with the pertinent law (Section 37 General Property Tax Laws), and has caused corrections to be made where necessary; and

WHEREAS your Committee has prepared tax certificates showing the certified rates as adjusted by Sections 211.24E M.C.L., 211.34 M.C.L. and 211.34D M.C.L. of the General Property Tax Laws, authorized to be spread against State Equalized Valuations, which certificates are submitted herewith and which are the basis for the tabulation above mentioned, and it is recommended that the Board of Commissioners authorize the Clerk to sign these certificates and;

WHEREAS the certified rates are subject to Section 211.36 M.C.L. which will allow additional millage to be voted up to and including December 7, 1990 for schools as specified in said Section; said additional millage(s) would require Board approval before they could be spread.

NOW THEREFORE BE IT RESOLVED that this Board adopt the attached certificates from the Finance Committee with the recommendations herein contained as part of the permanent records of the Board.

BE IT FURTHER RESOLVED that the Clerk be authorized and directed to sign the several tax certificates on which the attached tabulation was based, thereby authorizing and directing the various assessing officers to spread the rates against the State Equalized Valuation set forth herein for 1990.

Mr. Chairperson, on behalf of the Finance Committee, I move the adoption of the foregoing resolution.

FINANCE COMMITTEE

Dr. G. William Caddell, Chairperson

1990 APPORTIONMENT OF LOCAL TAXES

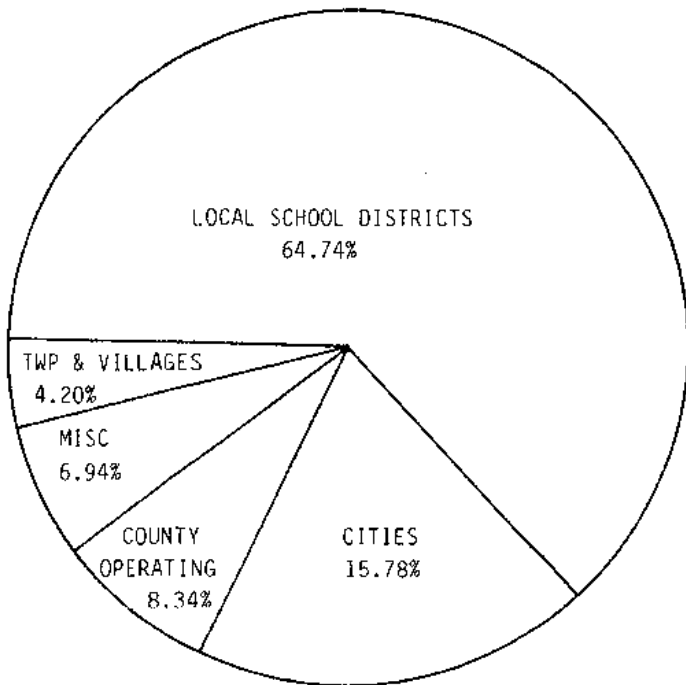
OAKLAND COUNTY, MICHIGAN

THE TOTAL ESTIMATED TAX LEVY FOR 1990  
AD VALOREM PROPERTY TAXES AND PERCENTAGE

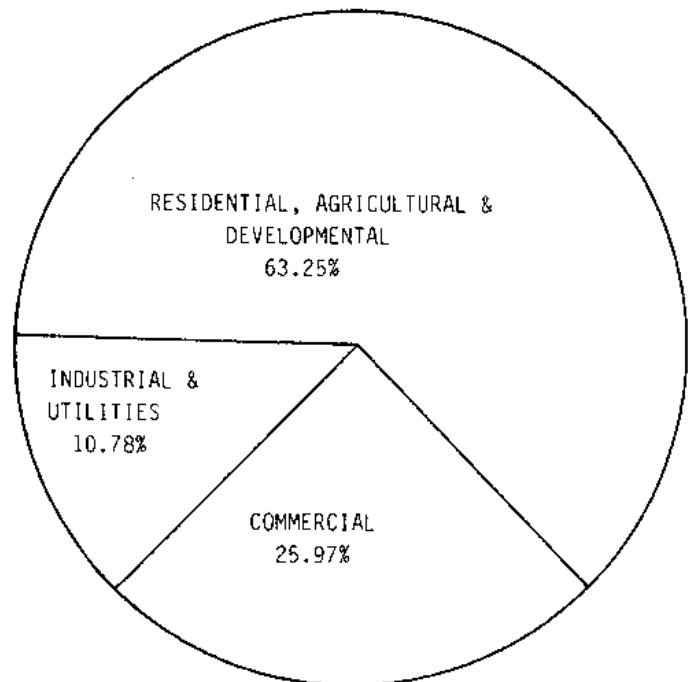
COUNTY OPERATING	117,802,085	8.34
TOWNSHIPS & VILLAGES	59,309,954	4.20
CITIES	222,841,558	15.78
LOCAL SCHOOL DISTRICTS	914,082,052	64.74
MISCELLANEOUS:		
INTERMEDIATE SCHOOLS	55,993,349	3.97
COMMUNITY COLLEGES	30,366,940	2.15
PARKS & RECREATION	5,598,948	.40
HURON CLINTON AUTHORITY	5,905,564	.42
<b>TOTAL ESTIMATED TAXES</b>	<b>1,411,900,450</b>	<b>100.00</b>

AVERAGE TOTAL TAX RATE

$$\frac{\text{TOTAL TAX } 1,411,900,450}{\text{TOTAL S.E.V. } 25,765,985,374} = \$54.80 \text{ PER THOUSAND S.E.V.}$$



1990 BREAKDOWN OF ESTIMATED  
TAX LEVY BY TAXING JURISDICTION



1990 BREAKDOWN OF TAX BASE  
BY CLASS OF PROPERTY

TOTAL CERTIFIED TAX RATES BY TOWNSHIP

1990 APPORTIONMENT OF LOCAL TAX RATES IN OAKLAND COUNTY PER \$1000 OF STATE EQUALIZED VALUE

TOWNSHIP/SCHOOL DISTRICT	SCHOOL	INTER-MEDIATE SCH. DST	COMM. COLLEGE	CITY, VILLAGE, TOWNSHIP	* COMBINED	TOTAL
<b>TOWNSHIP OF ADDISON</b>						
-----						
150-LAKE ORION/OIS/OCC	43.36790	2.17440	1.16970	6.46610	5.01850	58.19660
200-OXFORD/OIS/OCC	43.46910	2.17440	1.16970	6.46610	5.01850	58.29780
204-OXFORD TRANSFER/OIS/OCC	39.88210	2.17440	1.16970	6.46610	5.01850	54.71080
400-ALMONT/LIS/	42.97280	3.50010		6.46610	5.01850	57.95750
401-ALMONT TRANSFER/LIS/OCC	43.03980	3.50010	1.16970	6.46610	5.01850	59.19420
700-ROMEO/MIS/	42.37480	2.06480		6.46610	5.01850	55.92420
702-ROMEO TRANSFER/MIS/OCC	47.18180	2.06480	1.16970	6.46610	5.01850	61.90090
<b>VILLAGE OF LEONARD</b>						
-----						
200-OXFORD/OIS/OCC	43.46910	2.17440	1.16970	12.46610	5.01850	64.29780
<b>TOWNSHIP OF BLOOMFIELD</b>						
-----						
010-AVONDALE/OIS/OCC	37.27040	2.17440	1.16970	6.31200	5.01850	51.94500
030-BIRMINGHAM/OIS/OCC	27.20000	2.17440	1.16970	6.31200	5.01850	41.87460
040-BLOOMFIELD HILLS/OIS/OCC	25.36500	2.17440	1.16970	6.31200	5.01850	40.03960
210-PONTIAC/OIS/OCC	42.73600	2.17440	1.16970	6.31200	5.01850	57.41060
<b>CHARTER TOWNSHIP OF BRANDON</b>						
-----						
050-BRANDON/OIS/OCC	46.26570	2.17440	1.16970	9.21000	5.01850	63.83830
200-OXFORD/OIS/OCC	43.46910	2.17440	1.16970	9.21000	5.01850	61.04170
202-OXFORD TRANSFER/OIS/OCC	44.70210	2.17440	1.16970	9.21000	5.01850	62.27470
<b>VILLAGE OF ORTONVILLE</b>						
-----						
050-BRANDON/OIS/OCC	46.26570	2.17440	1.16970	17.21000	5.01850	71.83830

\* COMBINED-CONSISTS OF:

COUNTY OPERATING	4.5720
PARKS AND RECREATION	.2173
HURON CLINTON AUTHORITY	.2292
TOTAL	5.0185

TOTAL CERTIFIED TAX RATES BY TOWNSHIP

1990 APPORTIONMENT OF LOCAL TAX RATES IN OAKLAND COUNTY PER \$1000 OF STATE EQUALIZED VALUE

TOWNSHIP/SCHOOL DISTRICT	SCHOOL	INTER-MEDIATE SCH. DST	COMM. COLLEGE	CITY, VILLAGE, TOWNSHIP	* COMBINED	TOTAL
<b>CHARTER TOWNSHIP OF COMMERCE</b>						
-----						
140-HURON VALLEY/OIS/OCC	43.15800	2.17440	1.16970	2.14667	5.01850	53.66727
270-WALLED LAKE/OIS/OCC	38.70000	2.17440	1.16970	2.14667	5.01850	49.20927
271-WALLED LAKE TRANSFER/OIS/OCC	38.91400	2.17440	1.16970	2.14667	5.01850	49.42327
<b>VILLAGE OF WOLVERINE LAKE</b>						
-----						
270-WALLED LAKE/OIS/OCC	38.70000	2.17440	1.16970	12.65567	5.01850	59.71827
<b>TOWNSHIP OF GROVELAND</b>						
-----						
050-BRANDON/OIS/OCC	46.26570	2.17440	1.16970	4.78850	5.01850	59.41680
052-BRANDON TRANSFER/OIS/OCC	46.17030	2.17440	1.16970	4.78850	5.01850	59.32140
053-BRANDON TRANSFER/OIS/OCC	46.17030	2.17440	1.16970	4.78850	5.01850	59.32140
130-HOLLY/OIS/OCC	38.77710	2.17440	1.16970	4.78850	5.01850	51.92820
500-GOODRICH/GIS/MCC	36.11000	3.67000	1.90000	4.78850	5.01850	51.48700
<b>CHARTER TOWNSHIP OF HIGHLAND</b>						
-----						
140-HURON VALLEY/OIS/OCC	43.15800	2.17440	1.16970	4.55640	5.01850	56.07700
<b>TOWNSHIP OF HOLLY</b>						
-----						
130-HOLLY/OIS/OCC	38.77710	2.17440	1.16970	2.35000	5.01850	49.48970
550-GRAND BLANC/GIS/MCC	36.94120	3.67000	1.90000	2.35000	5.01850	49.87970
<b>VILLAGE OF HOLLY</b>						
-----						
130-HOLLY/OIS/OCC	38.77710	2.17440	1.16970	19.21020	5.01850	66.34990



TOTAL CERTIFIED TAX RATES BY TOWNSHIP

1990 APPORTIONMENT OF LOCAL TAX RATES IN OAKLAND COUNTY PER \$1000 OF STATE EQUALIZED VALUE

TOWNSHIP/SCHOOL DISTRICT	SCHOOL	INTER-MEDIATE SCH. DST	COMM. COLLEGE	CITY, VILLAGE, TOWNSHIP	* COMBINED	TOTAL
<b>CHARTER TOWNSHIP OF INDEPENDENCE</b>						
070-CLARKSTON/OIS/OCC	40.65000	2.17440	1.16970	5.18380	5.01850	54.19640
071-CLARKSTON TRANSFER/OIS/OCC	42.07000	2.17440	1.16970	5.18380	5.01850	55.61640
150-LAKE ORION/OIS/OCC	43.36790	2.17440	1.16970	5.18380	5.01850	56.91430
280-WATERFORD/OIS/OCC	37.30990	2.17440	1.16970	5.18380	5.01850	50.85630
<b>VILLAGE OF CLARKSTON</b>						
070-CLARKSTON/OIS/OCC	40.65000	2.17440	1.16970	11.83380	5.01850	60.84640
<b>CHARTER TOWNSHIP OF LYON</b>						
240-SOUTH LYON/OIS/OCC	41.68330	2.17440	1.16970	3.73970	5.01850	53.78560
650-NORTHVILLE/WIS/SCC	34.04070	1.97260	1.94750	3.73970	5.01850	46.71900
<b>CHARTER TOWNSHIP OF MILFORD</b>						
140-HURON VALLEY/OIS/OCC	43.15800	2.17440	1.16970	3.02420	5.01850	54.54480
144-HURON VALLEY TRANSFER/OIS/OCC	42.95400	2.17440	1.16970	3.02420	5.01850	54.34080
240-SOUTH LYON/OIS/OCC	41.68330	2.17440	1.16970	3.02420	5.01850	53.07010
<b>VILLAGE OF MILFORD</b>						
140-HURON VALLEY/OIS/OCC	43.15800	2.17440	1.16970	17.74000	5.01850	69.26060
<b>TOWNSHIP OF NOVI</b>						
650-NORTHVILLE/WIS/SCC	34.04070	1.97260	1.94750	2.41010	5.01850	45.38940

**TOTAL CERTIFIED TAX RATES BY TOWNSHIP**

1990 APPORTIONMENT OF LOCAL TAX RATES IN OAKLAND COUNTY PER \$1000 OF STATE EQUALIZED VALUE

TOWNSHIP/SCHOOL DISTRICT	SCHOOL	INTER-MEDIATE SCH. DST	COMM. COLLEGE	CITY, VILLAGE, TOWNSHIP	* COMBINED	TOTAL
<b>CHARTER TOWNSHIP OF OAKLAND</b>						
150-LAKE ORION/OIS/OCC	43.36790	2.17440	1.16970	3.31280	5.01850	55.04330
220-ROCHESTER/OIS/OCC	37.46000	2.17440	1.16970	3.31280	5.01850	49.13540
700-ROMEO/MIS/	42.37480	2.06480		3.31280	5.01850	52.77090
<b>CHARTER TOWNSHIP OF ORION</b>						
070-CLARKSTON/OIS/OCC	40.65000	2.17440	1.16970	3.69920	5.01850	52.71180
150-LAKE ORION/OIS/OCC	43.36790	2.17440	1.16970	3.69920	5.01850	55.42970
210-PONTIAC/OIS/OCC	42.73600	2.17440	1.16970	3.69920	5.01850	54.79780
220-ROCHESTER/OIS/OCC	37.46000	2.17440	1.16970	3.69920	5.01850	49.52180
<b>VILLAGE OF LAKE ORION</b>						
150-LAKE ORION/OIS/OCC	43.36790	2.17440	1.16970	19.45920	5.01850	71.18970
<b>CHARTER TOWNSHIP OF OXFORD</b>						
150-LAKE ORION/OIS/OCC	43.36790	2.17440	1.16970	10.69000	5.01850	62.42050
200-OXFORD/OIS/OCC	43.46910	2.17440	1.16970	10.69000	5.01850	62.52170
203-OXFORD TRANSFER/OIS/OCC	43.74210	2.17440	1.16970	10.69000	5.01850	62.79470
<b>VILLAGE OF OXFORD</b>						
200-OXFORD/OIS/OCC	43.46910	2.17440	1.16970	16.09000	5.01850	67.92170
<b>TOWNSHIP OF ROSE</b>						
130-HOLLY/OIS/OCC	38.77710	2.17440	1.16970	1.89280	5.01850	49.03250
450-FENTON/GIS/MCC	42.15000	3.67000	1.90000	1.89280	5.01850	54.63130
<b>VILLAGE OF HOLLY</b>						
130-HOLLY/OIS/OCC	38.77710	2.17440	1.16970	18.75300	5.01850	65.89270

TOTAL CERTIFIED TAX RATES BY TOWNSHIP

1990 APPORTIONMENT OF LOCAL TAX RATES IN OAKLAND COUNTY PER \$1000 OF STATE EQUALIZED VALUE

TOWNSHIP/SCHOOL DISTRICT	SCHOOL	INTER-MEDIATE SCH. DST	COMM. COLLEGE	CITY, VILLAGE, TOWNSHIP	* COMBINED	TOTAL
<b>CHARTER TOWNSHIP OF ROYAL OAK</b>						
-----						
020-BERKLEY/OIS/OCC	43.62150	2.17440	1.16970	6.54820	5.01850	58.53230
110-FERNDALE/OIS/OCC	46.09000	2.17440	1.16970	6.54820	5.01850	61.00080
190-OAK PARK/OIS/OCC	49.40000	2.17440	1.16970	6.54820	5.01850	64.31080
						<i>20.514</i>
						<i>84,8298</i>
<b>TOWNSHIP OF SOUTHFIELD</b>						
-----						
030-BIRMINGHAM/OIS/OCC	27.20000	2.17440	1.16970	0.71000	5.01850	36.27260
036-BIRMINGHAM TRANSFER/OIS/OCC	27.90839	2.17440	1.16970	0.71000	5.01850	36.98099
250-SOUTHFIELD/OIS/OCC	36.03000	2.17440	1.16970	0.71000	5.01850	45.10260
<b>VILLAGE OF BINGHAM FARMS</b>						
-----						
030-BIRMINGHAM/OIS/OCC	27.20000	2.17440	1.16970	6.21000	5.01850	41.77260
036-BIRMINGHAM TRANSFER/OIS/OCC	27.90839	2.17440	1.16970	6.21000	5.01850	42.48099
250-SOUTHFIELD/OIS/OCC	36.03000	2.17440	1.16970	6.21000	5.01850	50.60260
<b>VILLAGE OF FRANKLIN</b>						
-----						
030-BIRMINGHAM/OIS/OCC	27.20000	2.17440	1.16970	6.12480	5.01850	41.68740
<b>VILLAGE OF BEVERLY HILLS</b>						
-----						
030-BIRMINGHAM/OIS/OCC	27.20000	2.17440	1.16970	10.82290	5.01850	46.38550
<b>CHARTER TOWNSHIP OF SPRINGFIELD</b>						
-----						
050-BRANDON/OIS/OCC	46.26570	2.17440	1.16970	3.55690	5.01850	58.18520
070-CLARKSTON/OIS/OCC	40.65000	2.17440	1.16970	3.55690	5.01850	52.56950
130-HOLLY/OIS/OCC	38.77710	2.17440	1.16970	3.55690	5.01850	50.69660
131-HOLLY TRANSFER/OIS/OCC	37.82250	2.17440	1.16970	3.55690	5.01850	49.74200

TOTAL CERTIFIED TAX RATES BY TOWNSHIP

1990 APPORTIONMENT OF LOCAL TAX RATES IN OAKLAND COUNTY PER \$1000 OF STATE EQUALIZED VALUE

TOWNSHIP/SCHOOL DISTRICT	SCHOOL	INTER-MEDIATE SCH. DST	COMM. COLLEGE	CITY, VILLAGE, TOWNSHIP	* COMBINED	TOTAL
CHARTER TOWNSHIP OF WATERFORD						
070-CLARKSTON/OIS/OCC	40.65000	2.17440	1.16970	9.96190	5.01850	58.97450
210-PONTIAC/OIS/OCC	42.73600	2.17440	1.16970	9.96190	5.01850	61.06050
280-WATERFORD/OIS/OCC	37.30990	2.17440	1.16970	9.96190	5.01850	55.63440

CHARTER TOWNSHIP OF WEST BLOOMFIELD

030-BIRMINGHAM/OIS/OCC	27.20000	2.17440	1.16970	6.77850	5.01850	42.34110
040-BLOOMFIELD HILLS/OIS/OCC	25.36500	2.17440	1.16970	6.77850	5.01850	40.50610
100-FARMINGTON/OIS/OCC	32.85000	2.17440	1.16970	6.77850	5.01850	47.99110
210-PONTIAC/OIS/OCC	42.73600	2.17440	1.16970	6.77850	5.01850	57.87710
270-WALLED LAKE/OIS/OCC	38.70000	2.17440	1.16970	6.77850	5.01850	53.84110
280-WATERFORD/OIS/OCC	37.30990	2.17440	1.16970	6.77850	5.01850	52.45100
281-WATERFORD TRANSFER/OIS/OCC	37.46990	2.17440	1.16970	6.77850	5.01850	52.61100
290-WEST BLOOMFIELD/OIS/OCC	34.17320	2.17440	1.16970	6.77850	5.01850	49.31430
291-WEST BLOOMFIELD TRANS/OIS/OCC	34.01320	2.17440	1.16970	6.77850	5.01850	49.15430

CHARTER TOWNSHIP OF WHITE LAKE

070-CLARKSTON/OIS/OCC	40.65000	2.17440	1.16970	4.46820	5.01850	53.48080
130-HOLLY/OIS/OCC	38.77710	2.17440	1.16970	4.46820	5.01850	51.60790
140-HURON VALLEY/OIS/OCC	43.15800	2.17440	1.16970	4.46820	5.01850	55.98880
270-WALLED LAKE/OIS/OCC	38.70000	2.17440	1.16970	4.46820	5.01850	51.53080
273-WALLED LAKE TRANSFER/OIS/OCC	38.34000	2.17440	1.16970	4.46820	5.01850	51.17080
274-WALLED LAKE TRANSFER/OIS/OCC	38.91400	2.17440	1.16970	4.46820	5.01850	51.74480
275-WALLED LAKE TRANSFER/OIS/OCC	38.34000	2.17440	1.16970	4.46820	5.01850	51.17080
280-WATERFORD/OIS/OCC	37.30990	2.17440	1.16970	4.46820	5.01850	50.14070

TOTAL CERTIFIED TAX RATES BY CITY

1990 APPORTIONMENT OF LOCAL TAX RATES IN OAKLAND COUNTY PER \$1000 OF STATE EQUALIZED VALUE

CITY/SCHOOL DISTRICT	SCHOOL	INTER-MEDIATE SCH. DST	COMM. COLLEGE	CITY, VILLAGE, TOWNSHIP	* COMBINED	TOTAL
<b>CITY OF AUBURN HILLS</b>						
010-AVONDALE/OIS/OCC	37.27040	2.17440	1.16970	10.04000	5.01850	55.67300
210-PONTIAC/OIS/OCC	42.73600	2.17440	1.16970	10.04000	5.01850	61.13860
220-ROCHESTER/OIS/OCC	37.46000	2.17440	1.16970	10.04000	5.01850	55.86260
<b>CITY OF BERKLEY</b>						
020-BERKLEY/OIS/OCC	43.62150	2.17440	1.16970	18.86300	5.01850	70.84710
230-ROYAL OAK/OIS/OCC	38.81860	2.17440	1.16970	18.86300	5.01850	66.04420
<b>CITY OF BIRMINGHAM</b>						
030-BIRMINGHAM/OIS/OCC	27.20000	2.17440	1.16970	12.12732	5.01850	47.68992
<b>CITY OF BLOOMFIELD HILLS</b>						
030-BIRMINGHAM/OIS/OCC	27.20000	2.17440	1.16970	6.34580	5.01850	41.90840
040-BLOOMFIELD HILLS/OIS/OCC	25.36500	2.17440	1.16970	6.34580	5.01850	40.07340
<b>CITY OF CLAWSON</b>						
080-CLAWSON/OIS/OCC	41.37060	2.17440	1.16970	15.28150	5.01850	65.01470
<b>CITY OF FARMINGTON</b>						
100-FARMINGTON/OIS/OCC	32.85000	2.17440	1.16970	11.03000	5.01850	52.24260

TOTAL CERTIFIED TAX RATES BY CITY

1990 APPORTIONMENT OF LOCAL TAX RATES IN OAKLAND COUNTY PER \$1000 OF STATE EQUALIZED VALUE

CITY/SCHOOL DISTRICT	SCHOOL	INTER-MEDIATE SCH. DST	COMM. COLLEGE	CITY, VILLAGE, TOWNSHIP	* COMBINED	TOTAL
<b>CITY OF FARMINGTON HILLS</b>						
060-CLARENCEVILLE/OIS/SCC	42.50350	2.17440	1.94750	8.87100	5.01850	60.51490
100-FARMINGTON/OIS/OCC	32.85000	2.17440	1.16970	8.87100	5.01850	50.08360
270-WALLED LAKE/OIS/OCC	38.70000	2.17440	1.16970	8.87100	5.01850	55.93360
<b>CITY OF FERNDALE</b>						
110-FERNDALE/OIS/OCC	46.09000	2.17440	1.16970	24.24510	5.01850	78.69770
120-HAZEL PARK/OIS/OCC	42.04000	2.17440	1.16970	24.24510	5.01850	74.64770
<b>CITY OF HAZEL PARK</b>						
120-HAZEL PARK/OIS/OCC	42.04000	2.17440	1.16970	24.40000	5.01850	74.80260
<b>CITY OF HUNTINGTON WOODS</b>						
020-BERKLEY/OIS/OCC	43.62150	2.17440	1.16970	21.00780	5.01850	72.99190
230-ROYAL OAK/OIS/OCC	38.81860	2.17440	1.16970	21.00780	5.01850	68.18900
<b>CITY OF KEEGO HARBOR</b>						
290-WEST BLOOMFIELD/OIS/OCC	34.17320	2.17440	1.16970	15.70000	5.01850	58.23580
<b>CITY OF LAKE ANGELUS</b>						
210-PONTIAC/OIS/OCC	42.73600	2.17440	1.16970	11.97790	5.01850	63.07650
280-WATERFORD/OIS/OCC	37.30990	2.17440	1.16970	11.97790	5.01850	57.65040

TOTAL CERTIFIED TAX RATES BY CITY

1990 APPORTIONMENT OF LOCAL TAX RATES IN OAKLAND COUNTY PER \$1000 OF STATE EQUALIZED VALUE

CITY/SCHOOL DISTRICT	SCHOOL	INTER-MEDIATE SCH. DST	COMM. COLLEGE	CITY, VILLAGE, TOWNSHIP	* COMBINED	TOTAL
<b>CITY OF LATHRUP VILLAGE</b>						
-----						
250-SOUTHFIELD/OIS/OCC	36.03000	2.17440	1.16970	14.48900	5.01850	58.88160
 <b>CITY OF MADISON HEIGHTS</b>						
-----						
160-LAMPHERE/OIS/OCC	28.65000	2.17440	1.16970	14.73000	5.01850	51.74260
170-MADISON HEIGHTS/OIS/OCC	41.98310	2.17440	1.16970	14.73000	5.01850	65.07570
230-ROYAL OAK/OIS/OCC	38.81860	2.17440	1.16970	14.73000	5.01850	61.91120
 <b>CITY OF NORTHVILLE</b>						
-----						
650-NORTHVILLE/WIS/SCC	34.04070	1.97260	1.94750	14.80000	5.01850	57.77930
 <b>CITY OF NOVI</b>						
-----						
180-NOVI/OIS/OCC	29.49500	2.17440	1.16970	10.80350	5.01850	48.66110
182-NOVI TRANSFER/OIS/SCC	28.82990	2.17440	1.94750	10.80350	5.01850	48.77380
183-NOVI TRANSFER/OIS/SCC	28.82990	2.17440	1.94750	10.80350	5.01850	48.77380
240-SOUTH LYON/OIS/OCC	41.68330	2.17440	1.16970	10.80350	5.01850	60.84940
270-WALLED LAKE/OIS/OCC	38.70000	2.17440	1.16970	10.80350	5.01850	57.86610
650-NORTHVILLE/WIS/SCC	34.04070	1.97260	1.94750	10.80350	5.01850	53.78280
 <b>CITY OF OAK PARK</b>						
-----						
020-BERKLEY/OIS/OCC	43.62150	2.17440	1.16970	28.03180	5.01850	80.01590
110-FERNDALE/OIS/OCC	46.09000	2.17440	1.16970	28.03180	5.01850	82.48440
190-OAK PARK/OIS/OCC	49.40000	2.17440	1.16970	28.03180	5.01850	85.79440

TOTAL CERTIFIED TAX RATES BY CITY

1990 APPORTIONMENT OF LOCAL TAX RATES IN OAKLAND COUNTY PER \$1000 OF STATE EQUALIZED VALUE

CITY/SCHOOL DISTRICT	SCHOOL	INTER-MEDIATE SCH. DST	COMM. COLLEGE	CITY, VILLAGE, TOWNSHIP	* COMBINED	TOTAL
<u>CITY OF ORCHARD LAKE VILLAGE</u>						
040-BLOOMFIELD HILLS/OIS/OCC	25.36500	2.17440	1.16970	6.50000	5.01850	40.22760
270-WALLED LAKE/OIS/OCC	38.70000	2.17440	1.16970	6.50000	5.01850	53.56260
290-WEST BLOOMFIELD/OIS/OCC	34.17320	2.17440	1.16970	6.50000	5.01850	49.03580
<u>CITY OF PLEASANT RIDGE</u>						
110-FERNDALE/OIS/OCC	46.09000	2.17440	1.16970	17.83320	5.01850	72.28580
<u>CITY OF PONTIAC</u>						
210-PONTIAC/OIS/OCC	42.73600	2.17440	1.16970	28.62760	5.01850	79.72620
<u>CITY OF ROCHESTER</u>						
220-ROCHESTER/OIS/OCC	37.46000	2.17440	1.16970	14.87540	5.01850	60.69800
<u>CITY OF ROCHESTER HILLS</u>						
010-AVONDALE/OIS/OCC	37.27040	2.17440	1.16970	8.99950	5.01850	54.63250
220-ROCHESTER/OIS/OCC	37.46000	2.17440	1.16970	8.99950	5.01850	54.82210
<u>CITY OF ROYAL OAK</u>						
080-CLAWSON/OIS/OCC	41.37060	2.17440	1.16970	15.26080	5.01850	64.99400
230-ROYAL OAK/OIS/OCC	38.81860	2.17440	1.16970	15.26080	5.01850	62.44200



TOTAL CERTIFIED TAX RATES BY CITY

1990 APPORTIONMENT OF LOCAL TAX RATES IN OAKLAND COUNTY PER \$1000 OF STATE EQUALIZED VALUE

CITY/SCHOOL DISTRICT	SCHOOL	INTER- MEDIATE SCH. DST	COMM. COLLEGE	CITY, VILLAGE, TOWNSHIP	* COMBINED	TOTAL
CITY OF SOUTHFIELD						
030-BIRMINGHAM/OIS/OCC	27.20000	2.17440	1.16970	17.14920	5.01850	52.71180
035-BIRMINGHAM TRANSFER/OIS/OCC	27.90839	2.17440	1.16970	17.14920	5.01850	53.42019
190-OAK PARK/OIS/OCC	49.40000	2.17440	1.16970	17.14920	5.01850	74.91180
250-SOUTHFIELD/OIS/OCC	36.03000	2.17440	1.16970	17.14920	5.01850	61.54180
CITY OF SOUTH LYON						
240-SOUTH LYON/OIS/OCC	41.68330	2.17440	1.16970	16.64390	5.01850	66.68980
CITY OF SYLVAN LAKE						
210-PONTIAC/OIS/OCC	42.73600	2.17440	1.16970	10.75500	5.01850	61.85360
290-WEST BLOOMFIELD/OIS/OCC	34.17320	2.17440	1.16970	10.75500	5.01850	53.29080
CITY OF TROY						
010-AVONDALE/OIS/OCC	37.27040	2.17440	1.16970	9.33000	5.01850	54.96300
030-BIRMINGHAM/OIS/OCC	27.20000	2.17440	1.16970	9.33000	5.01850	44.89260
033-BIRMINGHAM TRANSFER/OIS/OCC	27.03100	2.17440	1.16970	9.33000	5.01850	44.72360
040-BLOOMFIELD HILLS/OIS/OCC	25.36500	2.17440	1.16970	9.33000	5.01850	43.05760
160-LAMPHERE/OIS/OCC	28.65000	2.17440	1.16970	9.33000	5.01850	46.34260
230-ROYAL OAK/OIS/OCC	38.81860	2.17440	1.16970	9.33000	5.01850	56.51120
260-TROY/OIS/OCC	32.25000	2.17440	1.16970	9.33000	5.01850	49.94260
262-TROY TRANSFER/OIS/OCC	31.33000	2.17440	1.16970	9.33000	5.01850	49.02260
750-WARREN/MIS/OCC	33.79300	2.06480	1.16970	9.33000	5.01850	51.37600

TOTAL CERTIFIED TAX RATES BY CITY

1990 APPORTIONMENT OF LOCAL TAX RATES IN OAKLAND COUNTY PER \$1000 OF STATE EQUALIZED VALUE

CITY/SCHOOL DISTRICT	SCHOOL	INTER-MEDIATE SCH. DST	COMM. COLLEGE	CITY, VILLAGE, TOWNSHIP	* COMBINED	TOTAL
CITY OF WALLED LAKE						
-----						
270-WALLED LAKE/OIS/OCC	38.70000	2.17440	1.16970	15.88750	5.01850	62.95010
CITY OF WIXOM						
-----						
180-NOVI/OIS/OCC	29.49500	2.17440	1.16970	8.17920	5.01850	46.03680
240-SOUTH LYON/OIS/OCC	41.68330	2.17440	1.16970	8.17920	5.01850	58.22510
270-WALLED LAKE/OIS/OCC	38.70000	2.17440	1.16970	8.17920	5.01850	55.24180

TOWNSHIP AND VILLAGE CERTIFIED TAX RATES

1990 APPORTIONMENT OF LOCAL TAX RATES IN OAKLAND COUNTY PER \$1000 OF STATE EQUALIZED VALUE

TOWNSHIP AND VILLAGE	TOWNSHIP			VILLAGE	TOTAL
	ALLOCATED	VOTED	DEBT OR AUTHORITY		
A TOWNSHIP OF ADDISON	1.25460	3.78080	1.43070		6.46610
AL VILLAGE OF LEONARD	1.25460	3.78080	1.43070	6.00000	12.46610
C TOWNSHIP OF BLOOMFIELD	1.13190	3.91730	1.26280		6.31200
D CHARTER TOWNSHIP OF BRANDON			9.21000		9.21000
DO VILLAGE OF ORTONVILLE			9.21000	8.00000	17.21000
E CHARTER TOWNSHIP OF COMMERCE			2.14667		2.14667
EW VILLAGE OF WOLVERINE LAKE			2.14667	10.50900	12.65567
G TOWNSHIP OF GROVELAND	1.28850	3.50000			4.78850
H CHARTER TOWNSHIP OF HIGHLAND			4.55640		4.55640
I TOWNSHIP OF HOLLY	1.00000	0.45000	0.90000		2.35000
IH VILLAGE OF HOLLY	1.00000	0.45000	0.90000	16.86020	19.21020
J CHARTER TOWNSHIP OF INDEPENDENCE			5.18380		5.18380
JC VILLAGE OF CLARKSTON			5.18380	6.65000	11.83380
K CHARTER TOWNSHIP OF LYON			3.73970		3.73970
L CHARTER TOWNSHIP OF MILFORD			3.02420		3.02420
LM VILLAGE OF MILFORD			3.02420	14.71580	17.74000
M TOWNSHIP OF NOVI	1.16780	0.82820	0.41410		2.41010
N CHARTER TOWNSHIP OF OAKLAND			3.31280		3.31280
O CHARTER TOWNSHIP OF ORION			3.69920		3.69920
OL VILLAGE OF LAKE ORION			3.69920	15.76000	19.45920
P CHARTER TOWNSHIP OF OXFORD			10.69000		10.69000
PO VILLAGE OF OXFORD			10.69000	5.40000	16.09000
R TOWNSHIP OF ROSE	0.89280	1.00000			1.89280
RH VILLAGE OF HOLLY	0.89280	1.00000		16.86020	18.75300
S CHARTER TOWNSHIP OF ROYAL OAK			6.54820		6.54820
T TOWNSHIP OF SOUTHFIELD	0.71000				0.71000
TB VILLAGE OF BINGHAM FARMS	0.71000			5.50000	6.21000
TF VILLAGE OF FRANKLIN	0.71000			5.41480	6.12480
TH VILLAGE OF BEVERLY HILLS	0.71000			10.11290	10.82290
U CHARTER TOWNSHIP OF SPRINGFIELD			3.55690		3.55690
W CHARTER TOWNSHIP OF WATERFORD			9.96190		9.96190
X CHARTER TOWNSHIP OF WEST BLOOMFIELD			6.77850		6.77850
Y CHARTER TOWNSHIP OF WHITE LAKE			4.46820		4.46820

CITY CERTIFIED TAX RATES

1990 APPORTIONMENT OF LOCAL TAX RATES IN OAKLAND COUNTY PER \$1000 OF STATE EQUALIZED VALUE

02	CITY OF AUBURN HILLS	10.04000
04	CITY OF BERKLEY	18.86300
08	CITY OF BIRMINGHAM	12.12732
12	CITY OF BLOOMFIELD HILLS	6.34580
16	CITY OF CLAWSON	15.28150
20	CITY OF FARMINGTON	11.03000
22	CITY OF FARMINGTON HILLS	8.87100
24	CITY OF FERNDALE	24.24510
28	CITY OF HAZEL PARK	24.40000
32	CITY OF HUNTINGTON WOODS	21.00780
36	CITY OF KEEGO HARBOR	15.70000
38	CITY OF LAKE ANGELUS	11.97790
40	CITY OF LATHRUP VILLAGE	14.48900
44	CITY OF MADISON HEIGHTS	14.73000
48	CITY OF NORTHVILLE	14.80000
50	CITY OF NOVI	10.80350
55	CITY OF OAK PARK	28.03180
56	CITY OF ORCHARD LAKE VILLAGE	6.50000
60	CITY OF PLEASANT RIDGE	17.83320
64	CITY OF PONTIAC	28.62760
68	CITY OF ROCHESTER	14.87540
70	CITY OF ROCHESTER HILLS	8.99950
72	CITY OF ROYAL OAK	15.26080
76	CITY OF SOUTHFIELD	17.14920
80	CITY OF SOUTH LYON	16.64390
84	CITY OF SYLVAN LAKE	10.75500
88	CITY OF TROY	9.33000
92	CITY OF WALLED LAKE	15.88750
96	CITY OF WIXOM	8.17920

SCHOOL DISTRICT CERTIFIED TAX RATES

1990 APPORTIONMENT OF LOCAL TAX RATES IN OAKLAND COUNTY PER \$1000 OF STATE EQUALIZED VALUE

	ALLOCATED	VOTED	DEBT	TOTAL
010-AVONDALE	7.86190	23.80850	5.60000	37.27040
020-BERKLEY	9.05350	32.44450	2.12350	43.62150
030-BIRMINGHAM	7.48000	19.38000	0.34000	27.20000
033-BIRMINGHAM TRANSFER	7.48000	19.38000	0.17100	27.03100
035-BIRMINGHAM TRANSFER	7.48000	19.38000	1.04839	27.90839
036-BIRMINGHAM TRANSFER	7.48000	19.38000	1.04839	27.90839
040-BLOOMFIELD HILLS	7.94100	16.92400	0.50000	25.36500
050-BRANDON	9.39210	28.99360	7.88000	46.26570
052-BRANDON TRANSFER	9.39210	28.99360	7.78460	46.17030
053-BRANDON TRANSFER	9.39210	28.99360	7.78460	46.17030
060-CLARENCEVILLE	8.86890	32.38630	1.24830	42.50350
070-CLARKSTON	8.09180	30.73820	1.82000	40.65000
071-CLARKSTON TRANSFER	8.09180	30.73820	3.24000	42.07000
080-CLAWSON	9.34060	31.47000	0.56000	41.37060
100-FARMINGTON	8.05260	23.99740	0.80000	32.85000
110-FERNDALE	9.54000	34.95000	1.60000	46.09000
120-HAZEL PARK	9.54000	29.50000	3.00000	42.04000
130-HOLLY	9.26140	27.89110	1.62460	38.77710
131-HOLLY TRANSFER	9.26140	27.89110	0.67000	37.82250
140-HURON VALLEY	9.54000	29.90000	3.71800	43.15800
144-HURON VALLEY TRANSFER	9.54000	29.90000	3.51400	42.95400
150-LAKE ORION	8.35790	31.60000	3.41000	43.36790
160-LAMPHERE	8.54570	19.45430	0.65000	28.65000
170-MADISON HEIGHTS	10.88980	28.34330	2.75000	41.98310
180-NOVI	7.62000	18.77500	3.10000	29.49500
182-NOVI TRANSFER	7.62000	18.77500	2.43490	28.82990
183-NOVI TRANSFER	7.62000	18.77500	2.43490	28.82990
190-OAK PARK	9.54000	33.76000	6.10000	49.40000
200-OXFORD	8.84930	27.41980	7.20000	43.46910
202-OXFORD TRANSFER	8.84930	27.41980	8.43300	44.70210
203-OXFORD TRANSFER	8.84930	27.41980	7.47300	43.74210
204-OXFORD TRANSFER	8.84930	27.41980	3.61300	39.88210

SCHOOL DISTRICT CERTIFIED TAX RATES

1990 APPORTIONMENT OF LOCAL TAX RATES IN OAKLAND COUNTY PER \$1000 OF STATE EQUALIZED VALUE

	ALLOCATED	VOTED	DEBT	TOTAL
210-PONTIAC	9.52470	30.41130	2.80000	42.73600
220-ROCHESTER	7.92500	25.91500	3.62000	37.46000
230-ROYAL OAK	7.85520	28.46340	2.50000	38.81860
240-SOUTH LYON	8.50590	25.92740	7.25000	41.68330
250-SOUTHFIELD	9.54000	25.29000	1.20000	36.03000
260-TROY	8.93670	20.21330	3.10000	32.25000
262-TROY TRANSFER	8.93670	20.21330	2.18000	31.33000
270-WALLED LAKE	7.00000	29.00000	2.70000	38.70000
271-WALLED LAKE TRANSFER	7.00000	29.00000	2.91400	38.91400
272-WALLED LAKE TRANSFER	7.00000	29.00000	2.91400	38.91400
273-WALLED LAKE TRANSFER	7.00000	29.00000	2.34000	38.34000
274-WALLED LAKE TRANSFER	7.00000	29.00000	2.91400	38.91400
275-WALLED LAKE TRANSFER	7.00000	29.00000	2.34000	38.34000
280-WATERFORD	9.16030	27.02960	1.12000	37.30990
281-WATERFORD TRANSFER	9.16030	27.02960	1.28000	37.46990
290-WEST BLOOMFIELD	8.28550	23.52770	2.36000	34.17320
291-WEST BLOOMFIELD TRANS	8.28550	23.52770	2.20000	34.01320
400-ALMONT	8.04420	26.47860	8.45000	42.97280
401-ALMONT TRANSFER	8.04420	26.47860	8.51700	43.03980
450-FENTON	7.99000	30.86000	3.30000	42.15000
500-GOODRICH	8.11000	24.50000	3.50000	36.11000
550-GRAND BLANC	7.97460	26.10660	2.86000	36.94120
650-NORTHVILLE	7.17170	22.63400	4.23500	34.04070
700-ROMEO	7.61560	30.65920	4.10000	42.37480
702-ROMEO TRANSFER	7.61560	30.65920	8.90700	47.18180
750-WARREN	9.11920	23.67380	1.00000	33.79300

INTERMEDIATE SCHOOL DISTRICT/ COMMUNITY COLLEGE/OAKLAND COUNTY GENERAL OPERATING/  
 OAKLAND COUNTY PARKS AND RECREATIONS/HURON CLINTON METROPOLITAN AUTHORITY  
 CERTIFIED TAX RATES

1990 APPORTIONMENT OF LOCAL TAX RATES IN OAKLAND COUNTY PER \$1000 OF STATE EQUALIZED VALUE

	ALLOCATED	VOTED	DEBT OR AUTHORITY	TOTAL
<u>INTERMEDIATE SCHOOLS</u>				
GENESEE INTERMEDIATE SCHOOLS (GIS)	0.17000	3.50000		3.67000
LAPEER INTERMEDIATE SCHOOLS (LIS)	0.22340	3.16670	0.11000	3.50010
MACOMB INTERMEDIATE SCHOOLS (MIS)	0.21300	1.85180		2.06480
OAKLAND INTERMEDIATE SCHOOLS (OIS)	0.21740	1.95700		2.17440
WAYNE INTERMEDIATE SCHOOLS (WIS)	0.02900	1.94360		1.97260
 <u>COMMUNITY COLLEGES</u>				
MOTT COMMUNITY COLLEGE (MCC)		1.40000	0.50000	1.90000
OAKLAND COMMUNITY COLLEGE (OCC)		0.86970	0.30000	1.16970
SCHOOLCRAFT COMMUNITY COLLEGE (SCC)		1.90750	0.04000	1.94750
 * <u>OAKLAND COUNTY GENERAL OPERATING</u>	 4.57200			 4.57200
 * <u>OAKLAND COUNTY PARKS AND RECREATION</u>		 0.21730		 0.21730
 * <u>HURON CLINTON METRO AUTHORITY</u>			 0.22920	 0.22920
 * COMBINED-CONSISTS OF:				
COUNTY OPERATING	4.5720			
PARKS AND RECREATION	.2173			
HURON CLINTON AUTHORITY	.2292			
	-----			
TOTAL	5.0185			

SPECIAL TAXES SPREAD AGAINST PROPERTY FOR EACH TOWNSHIP AND CITY

TOWNSHIPS

ADDISON	96,924.21
BLOOMFIELD	362,699.63
BRANDON	8,746.16
COMMERCE	140,555.05
GROVELAND	0.00
HIGHLAND	217,934.18
HOLLY	2,427.31
INDEPENDENCE	1,391,464.00
LYON	3,056.04
MILFORD	161,124.68
NOVI	0.00
OAKLAND	22,957.35
ORION	865,390.65
OXFORD	72,281.65
ROSE	22,805.03
ROYAL OAK	939,478.78
SOUTHFIELD	0.00
SPRINGFIELD	104,561.69
WATERFORD	1,403,140.70
WEST BLOOMFIELD	522,435.67
WHITE LAKE	853,559.82

CITIES

AUBURN HILLS	716,528.97
BERKLEY	203,544.42
BIRMINGHAM	0.00
BLOOMFIELD HILLS	890.41
CLAWSON	55,910.28
FARMINGTON	32,605.80
FARMINGTON HILLS	490.58
FERNDALE	0.00
HAZEL PARK	69,116.48
HUNTINGTON WOODS	562.99
KEEGO HARBOR	90,230.92
LAKE ANGELUS	32.99
LATHRUP VILLAGE	7,999.31
MADISON HEIGHTS	0.00
NORTHVILLE	134,203.10
NOVI	1,935,643.79
OAK PARK	46,074.24
ORCHARD LAKE	43,637.50
PLEASANT RIDGE	0.00
PONTIAC	1,098.30
ROCHESTER	4,922.77
ROCHESTER HILLS	530,600.02
ROYAL OAK	65,556.70
SOUTHFIELD	248,869.90
SOUTH LYON	4,342.19
SYLVAN LAKE	87,113.90
TROY	405,440.25
WALLED LAKE	53,675.55
WIXOM	9,800.03

LISTING IS FOR INFORMATION ONLY AND IS NOT INCLUDED IN THE CERTIFIED TAX RATES FOR EACH MUNICIPALITY.



