

Average Principal Residence Tax Bill By Community

2008 Rates

Oakland County
Michigan™

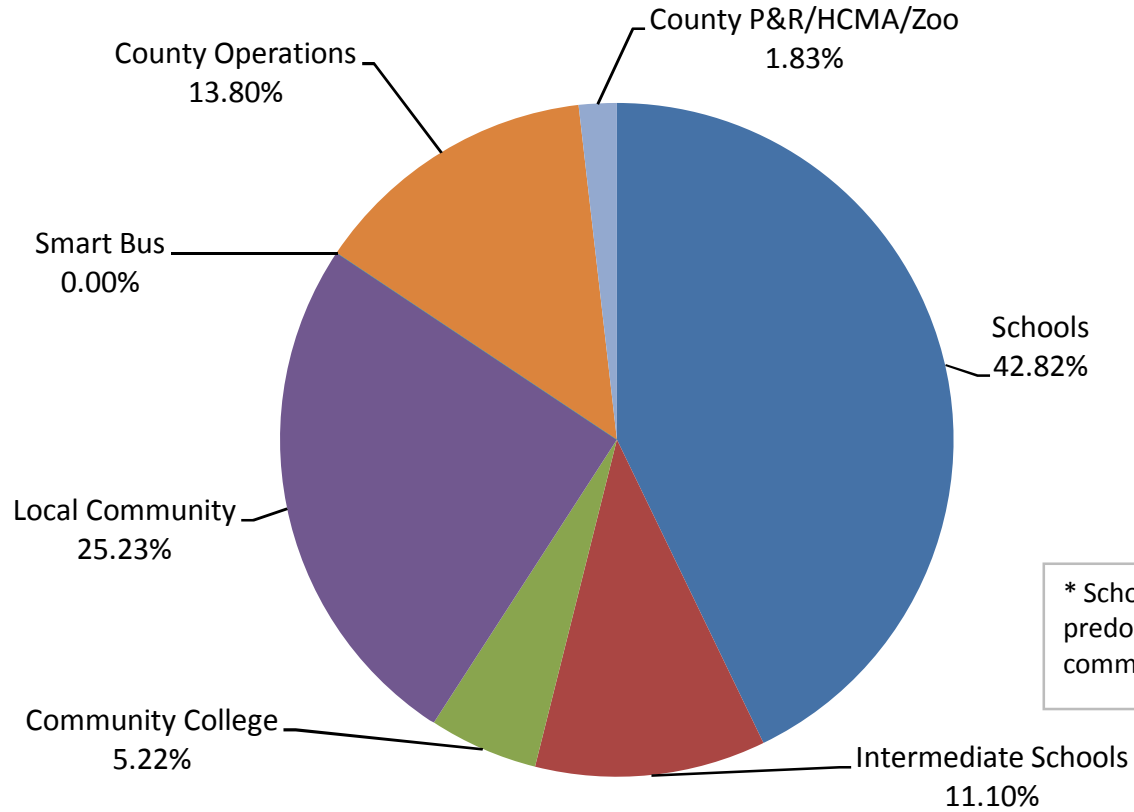
Prepared by:
Oakland County Equalization
12-17-08

Average
Taxable Value \$137,450

	Schools	Intermediate Schools	Community College	Local Community	Smart Bus	County Operations	County P&R/HCMA/ZOO
<i>Rate</i>	13.0000	3.3690	1.5844	7.6591	0.0000	4.1900	0.5561
<i>Tax Dollars</i>	\$1,786.85	\$463.07	\$217.78	\$1,052.74	\$0.00	\$575.92	\$76.44
<i>Percentage</i>	42.82%	11.10%	5.22%	25.23%	0.00%	13.80%	1.83%

*Oxford Schools

Township of Addison



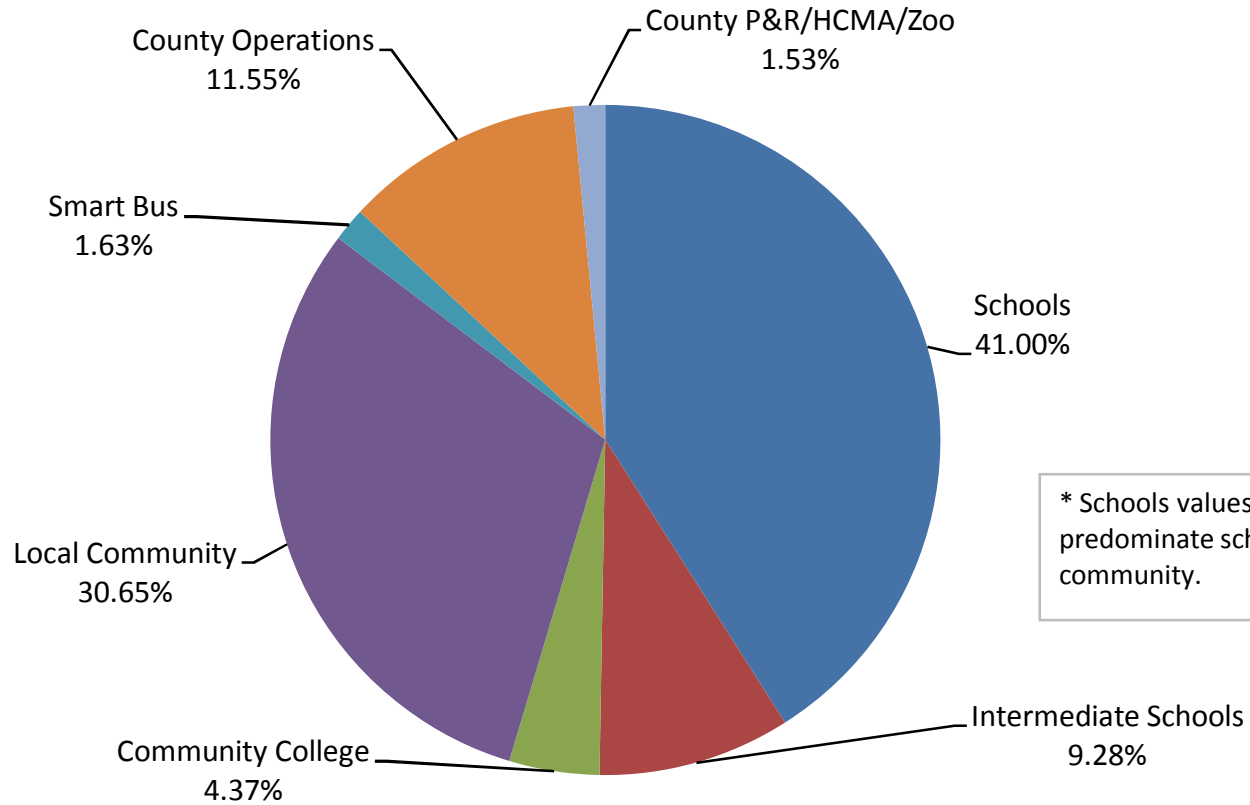
* Schools values are calculated using the predominate school district for the community.

Average
Taxable Value \$175,000

	Schools	Intermediate Schools	Community College	Local Community	Smart Bus	County Operations	County P&R/HCMA/ZOO
<i>Rate</i>	14.8761	3.3690	1.5844	11.1212	0.5900	4.1900	0.5561
<i>Tax Dollars</i>	\$2,603.32	\$589.58	\$277.27	\$1,946.21	\$103.25	\$733.25	\$97.32
<i>Percentage</i>	41.00%	9.28%	4.37%	30.65%	1.63%	11.55%	1.53%

*Bloomfield Hills Schools

Township of Bloomfield



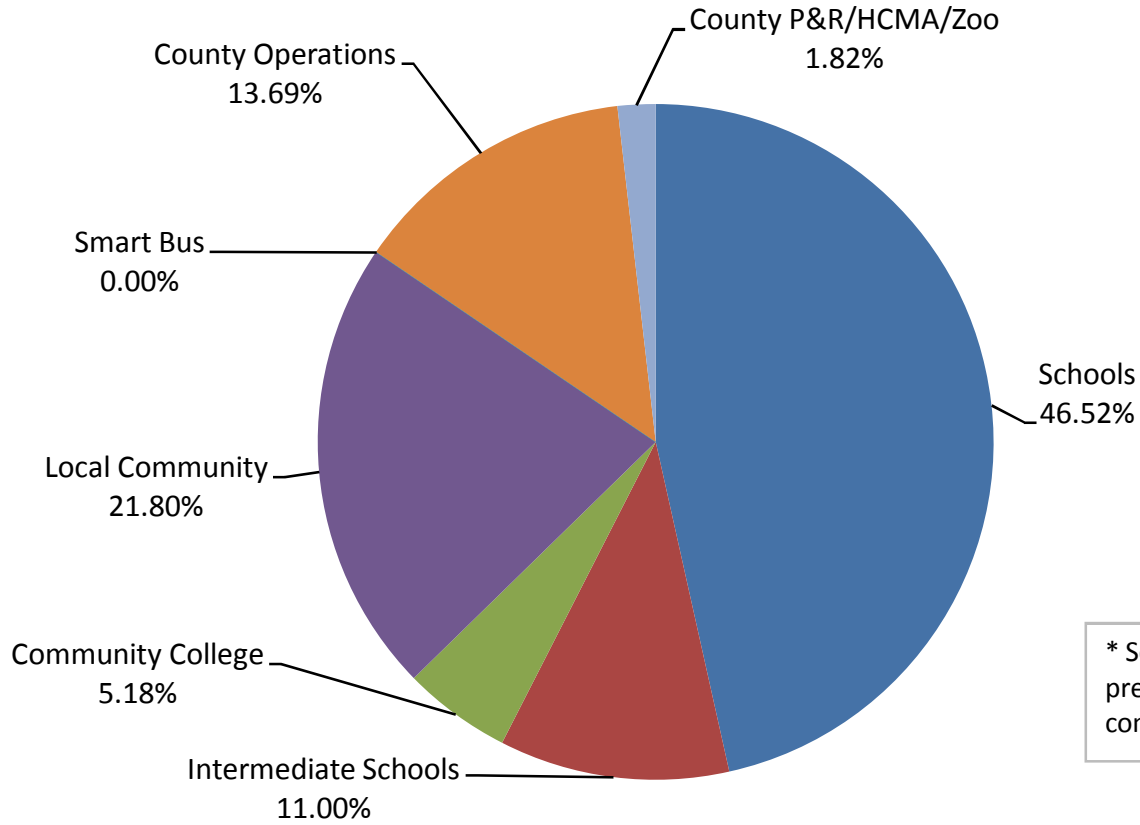
* Schools values are calculated using the predominate school district for the community.

Average
Taxable Value \$116,625

	Schools	Intermediate Schools	Community College	Local Community	Smart Bus	County Operations	County P&R/HCMA/ZOO
<i>Rate</i>	14.2400	3.3690	1.5844	6.6739	0.0000	4.1900	0.5561
<i>Tax Dollars</i>	\$1,660.74	\$392.91	\$184.78	\$778.34	\$0.00	\$488.66	\$64.86
<i>Percentage</i>	46.52%	11.00%	5.18%	21.80%	0.00%	13.69%	1.82%

*Brandon Schools

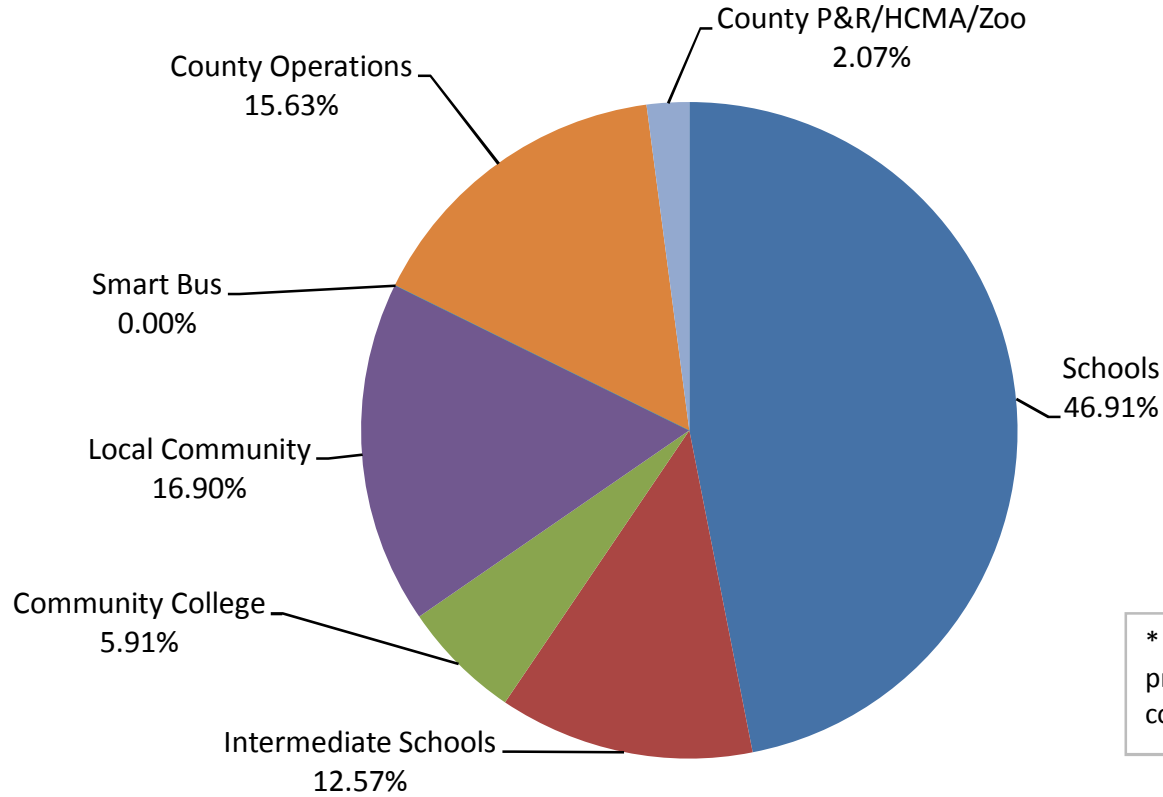
Township of Brandon



* Schools values are calculated using the predominate school district for the community.

	Schools	Intermediate Schools	Community College	Local Community	Smart Bus	County Operations	County P&R/HCMA/ZOO
Average Taxable Value	\$120,000						
Rate	12.5722	3.3690	1.5844	4.5306	0.0000	4.1900	0.5561
Tax Dollars	\$1,508.66	\$404.28	\$190.13	\$543.67	\$0.00	\$502.80	\$66.73
*Walled Lake Schools	46.91%	12.57%	5.91%	16.90%	0.00%	15.63%	2.07%

Township of Commerce



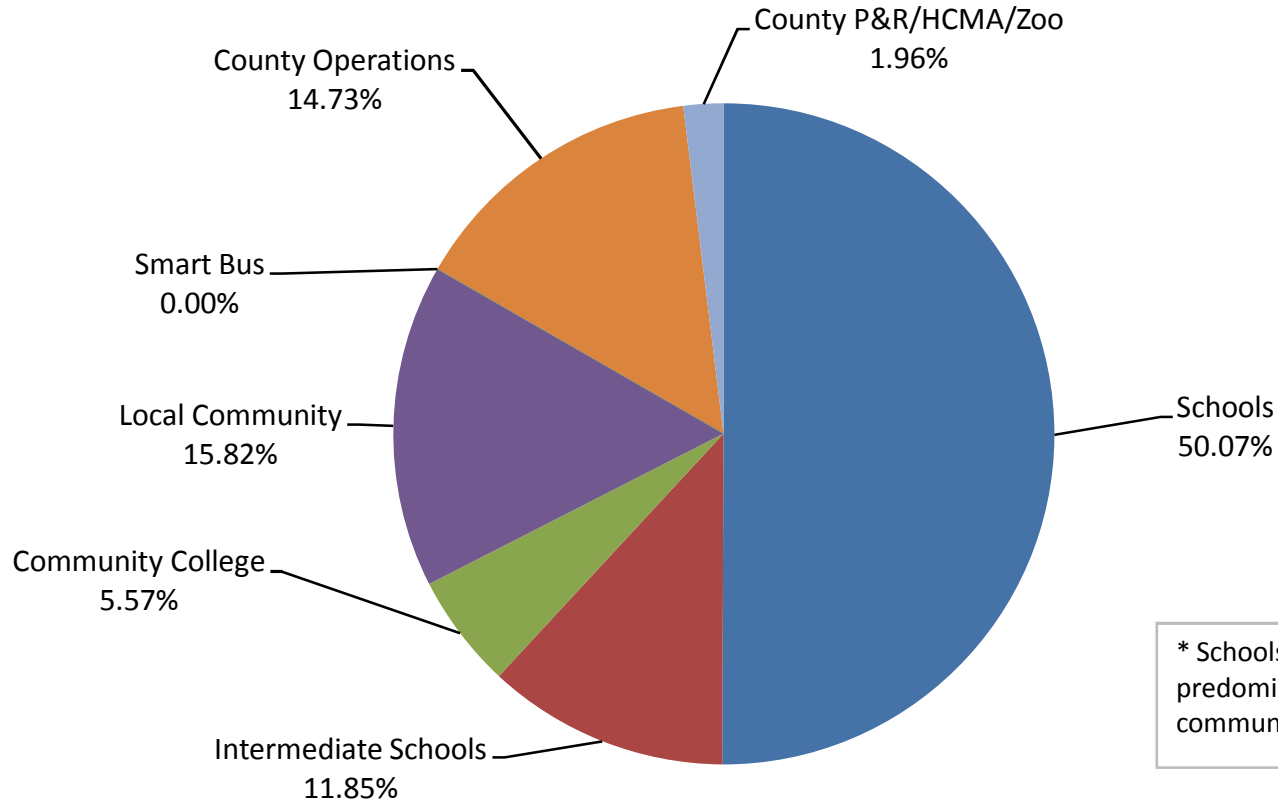
* Schools values are calculated using the predominate school district for the community.

Average
Taxable Value \$123,750

	Schools	Intermediate Schools	Community College	Local Community	Smart Bus	County Operations	County P&R/HCMA/ZOO	
<i>Rate</i>	14.2400		3.3690	1.5844	4.5000	0.0000	4.1900	0.5561
<i>Tax Dollars</i>	\$1,762.20		\$416.91	\$196.07	\$556.88	\$0.00	\$518.51	\$68.82
<i>Percentage</i>	50.07%		11.85%	5.57%	15.82%	0.00%	14.73%	1.96%

*Brandon Schools

Township of Groveland



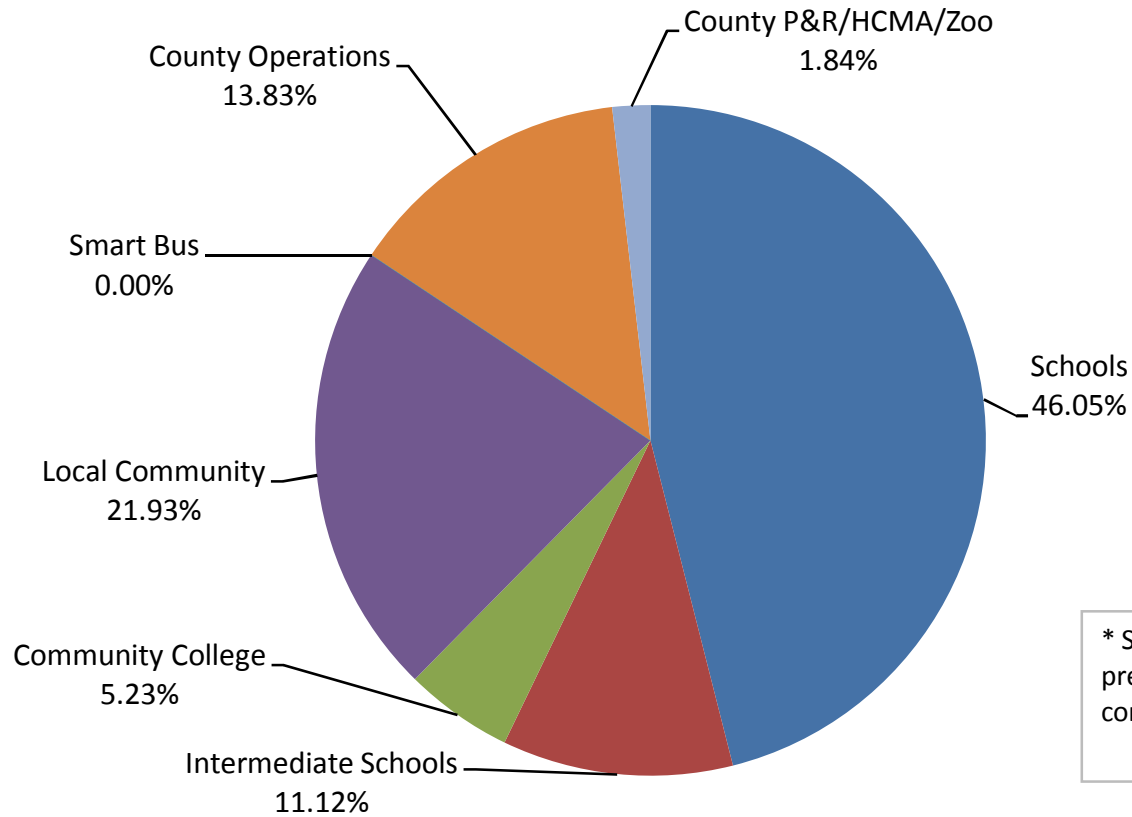
* Schools values are calculated using the predominate school district for the community.

Average
Taxable Value \$105,000

	Schools	Intermediate Schools	Community College	Local Community	Smart Bus	County Operations	County P&R/HCMA/ZOO	
<i>Rate</i>	13.9513		3.3690	1.5844	6.6444	0.0000	4.1900	0.5561
<i>Tax Dollars</i>	\$1,464.89		\$353.75	\$166.36	\$697.66	\$0.00	\$439.95	\$58.39
<i>Percentage</i>	46.05%		11.12%	5.23%	21.93%	0.00%	13.83%	1.84%

*Huron Valley Schools

Township of Highland



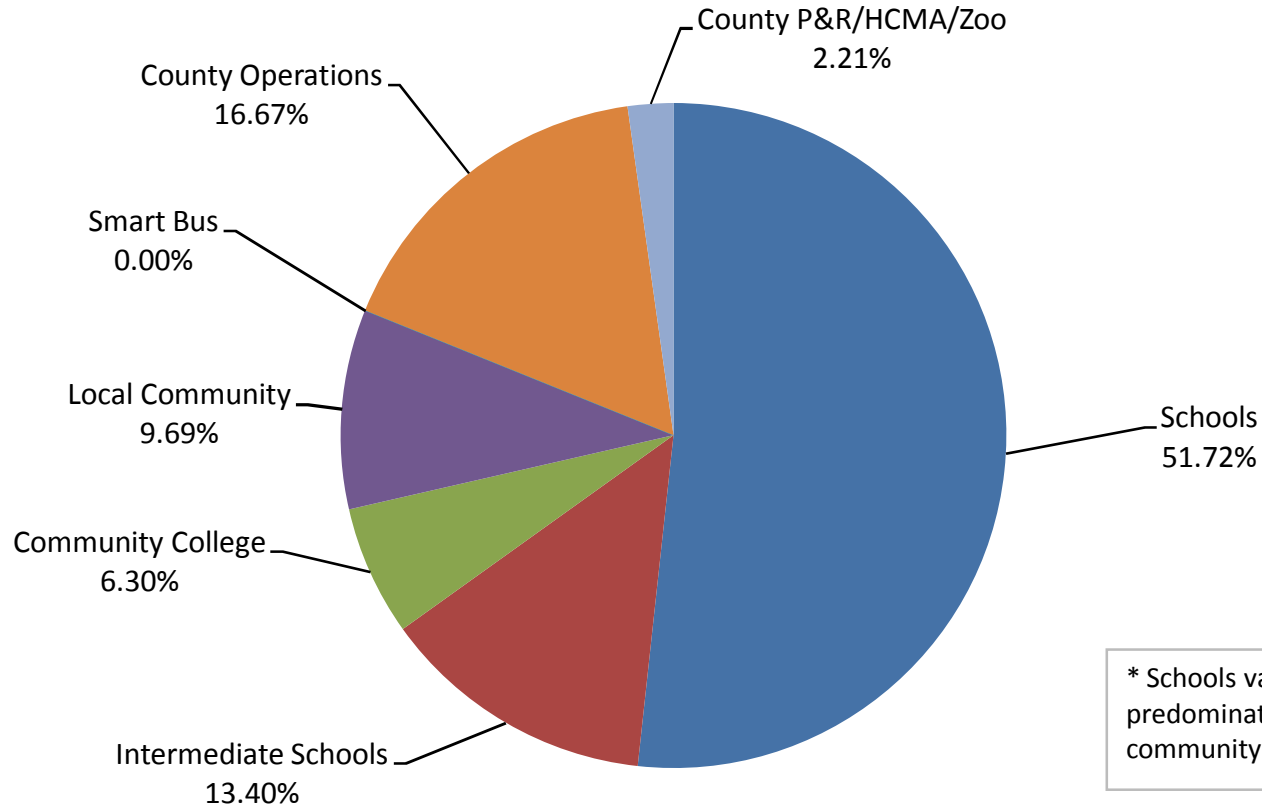
* Schools values are calculated using the predominate school district for the community.

Average
Taxable Value \$89,950

*Holly Schools

	Schools	Intermediate Schools	Community College	Local Community	Smart Bus	County Operations	County P&R/HCMA/ZOO
<i>Rate</i>	13.0000	3.3690	1.5844	2.4360	0.0000	4.1900	0.5561
<i>Tax Dollars</i>	\$1,169.35	\$303.04	\$142.52	\$219.12	\$0.00	\$376.89	\$50.02
<i>Percentage</i>	51.72%	13.40%	6.30%	9.69%	0.00%	16.67%	2.21%

Township of Holly



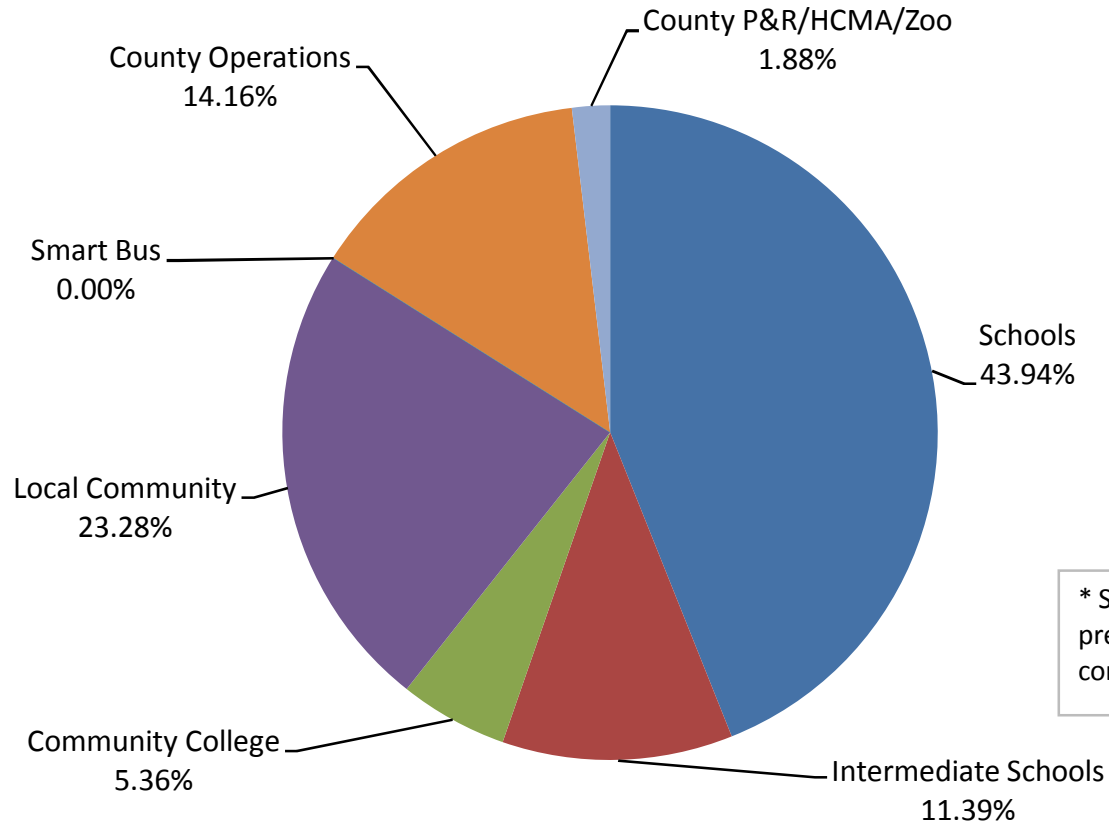
* Schools values are calculated using the predominate school district for the community.

Average
Taxable Value \$111,625

	Schools	Intermediate Schools	Community College	Local Community	Smart Bus	County Operations	County P&R/HCMA/ZOO
<i>Rate</i>	13.0000	3.3690	1.5844	6.8870	0.0000	4.1900	0.5561
<i>Tax Dollars</i>	\$1,451.13	\$376.06	\$176.86	\$768.76	\$0.00	\$467.71	\$62.07
<i>Percentage</i>	43.94%	11.39%	5.36%	23.28%	0.00%	14.16%	1.88%

*Clarkston Schools

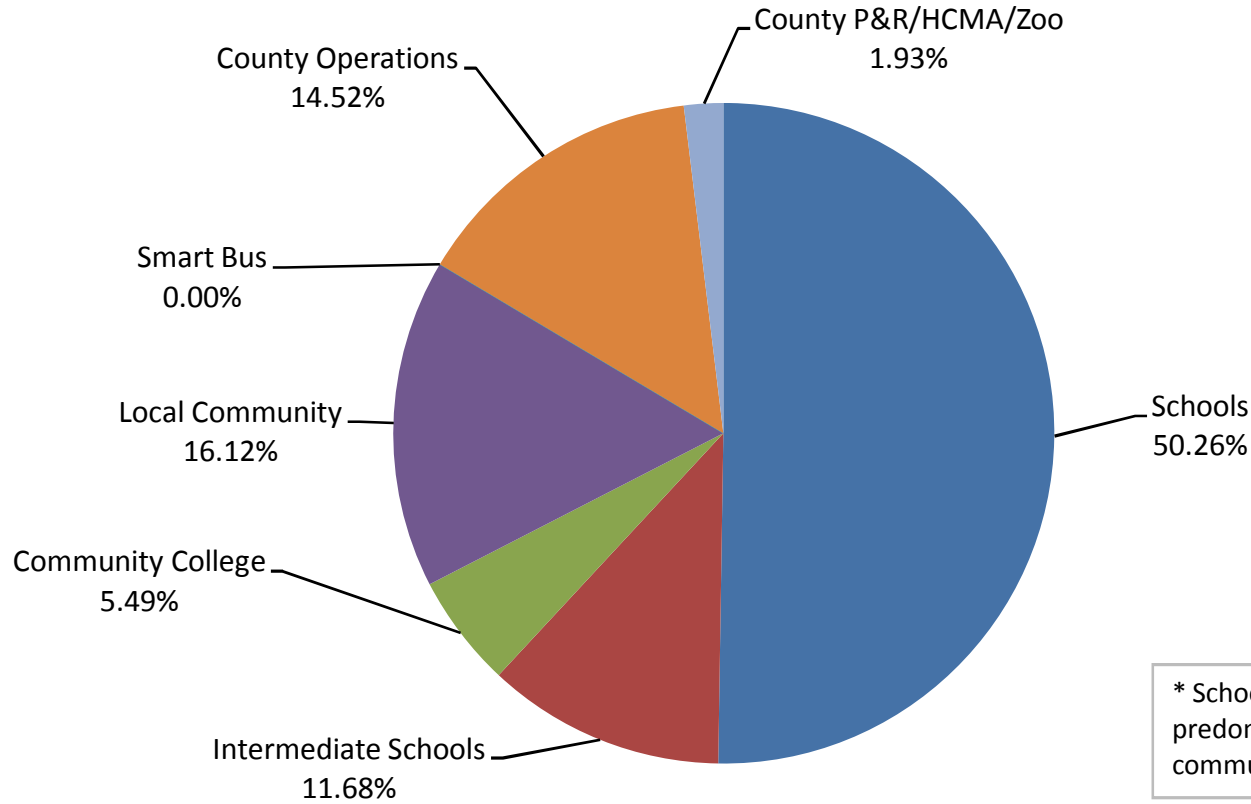
Township of Independence



* Schools values are calculated using the predominate school district for the community.

	Schools	Intermediate Schools	Community College	Local Community	Smart Bus	County Operations	County P&R/HCMA/ZOO
Average Taxable Value	\$125,000						
Rate	14.5000	3.3690	1.5844	4.6500	0.0000	4.1900	0.5561
Tax Dollars	\$1,812.50	\$421.13	\$198.05	\$581.25	\$0.00	\$523.75	\$69.51
*South Lyon Schools	50.26%	11.68%	5.49%	16.12%	0.00%	14.52%	1.93%

Township of Lyon



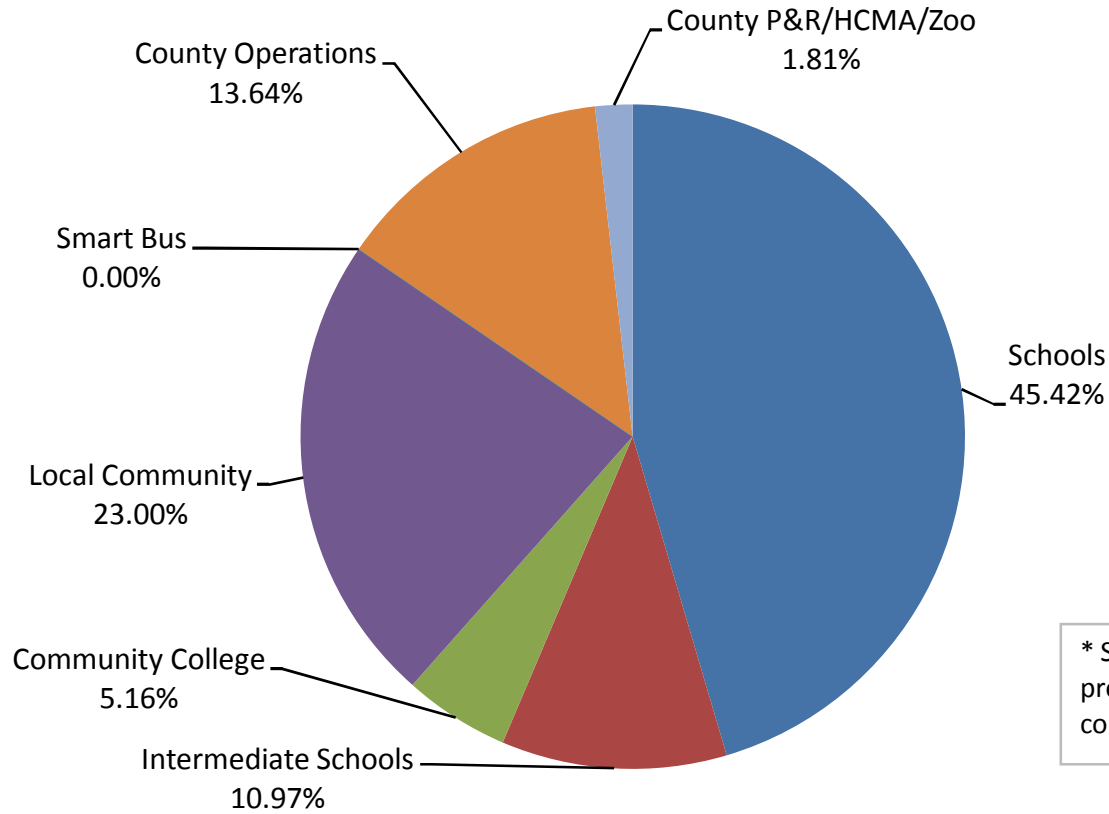
* Schools values are calculated using the predominate school district for the community.

Average
Taxable Value \$165,000

	Schools	Intermediate Schools	Community College	Local Community	Smart Bus	County Operations	County P&R/HCMA/ZOO
<i>Rate</i>	13.9513	3.3690	1.5844	7.0664	0.0000	4.1900	0.5561
<i>Tax Dollars</i>	\$2,301.96	\$555.89	\$261.43	\$1,165.96	\$0.00	\$691.35	\$91.76
<i>Percentage</i>	45.42%	10.97%	5.16%	23.00%	0.00%	13.64%	1.81%

*Huron Valley Schools

Township of Milford



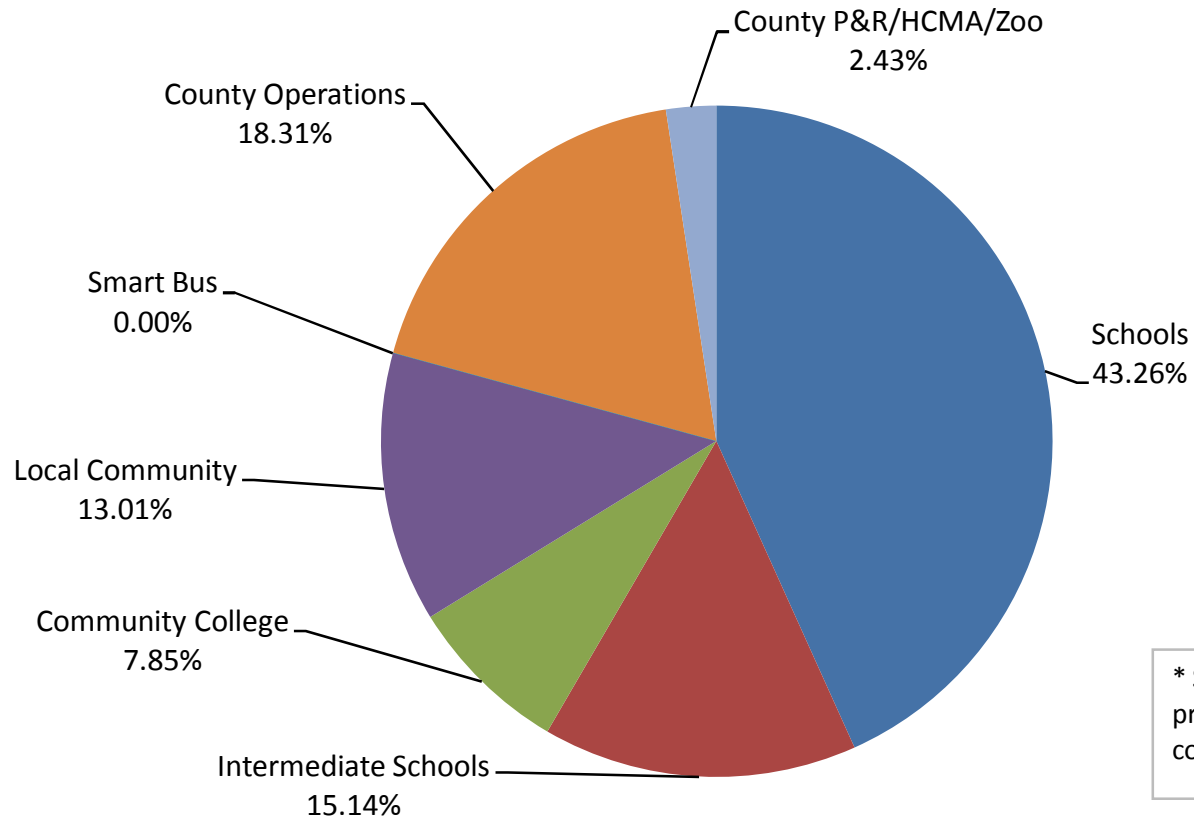
* Schools values are calculated using the predominate school district for the community.

Average
Taxable Value \$128,250

	Schools	Intermediate Schools	Community College	Local Community	Smart Bus	County Operations	County P&R/HCMA/ZOO
<i>Rate</i>	9.9000	3.4643	1.7967	2.9777	0.0000	4.1900	0.5561
<i>Tax Dollars</i>	\$1,269.68	\$444.30	\$230.43	\$381.89	\$0.00	\$537.37	\$71.32
<i>Percentage</i>	43.26%	15.14%	7.85%	13.01%	0.00%	18.31%	2.43%

*Northville Schools

Township of Novi



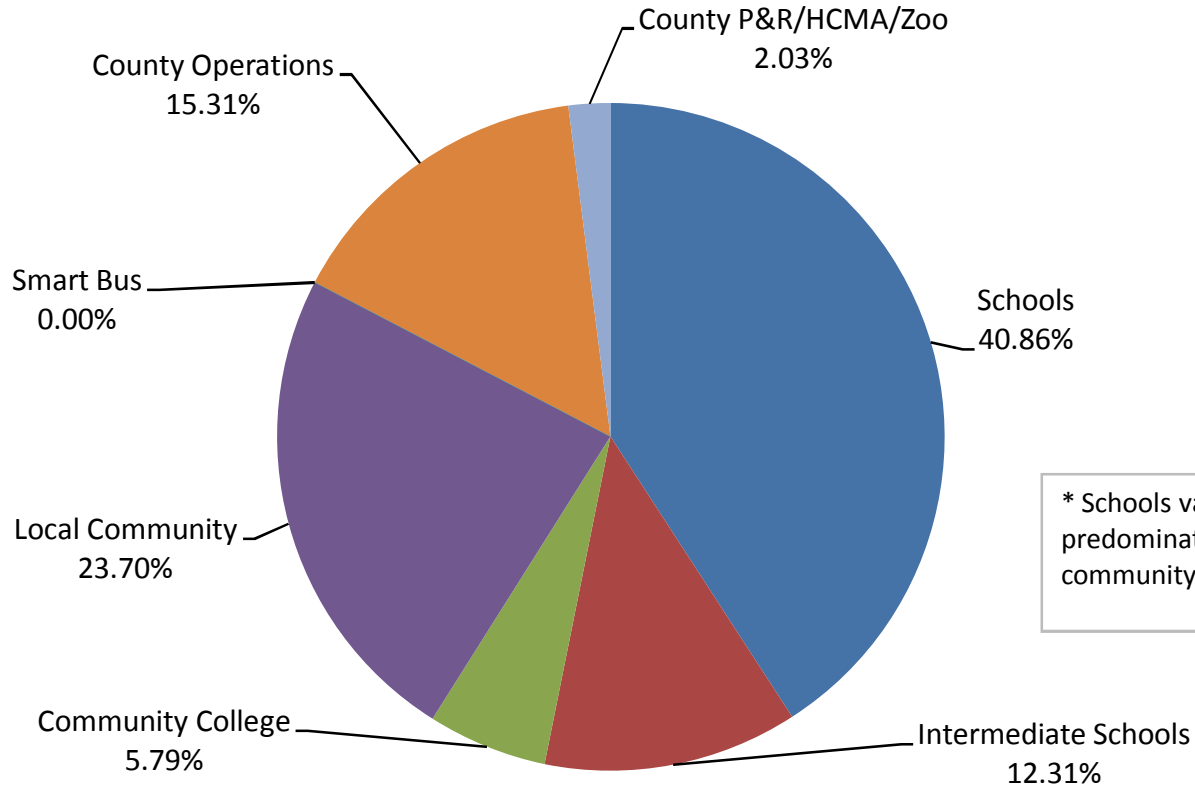
* Schools values are calculated using the predominate school district for the community.

Average
Taxable Value \$191,500

	Schools	Intermediate Schools	Community College	Local Community	Smart Bus	County Operations	County P&R/HCMA/ZOO
<i>Rate</i>	11.1800	3.3690	1.5844	6.4841	0.0000	4.1900	0.5561
<i>Tax Dollars</i>	\$2,140.97	\$645.16	\$303.41	\$1,241.71	\$0.00	\$802.39	\$106.49
<i>Percentage</i>	40.86%	12.31%	5.79%	23.70%	0.00%	15.31%	2.03%

*Rochester Schools

Township of Oakland



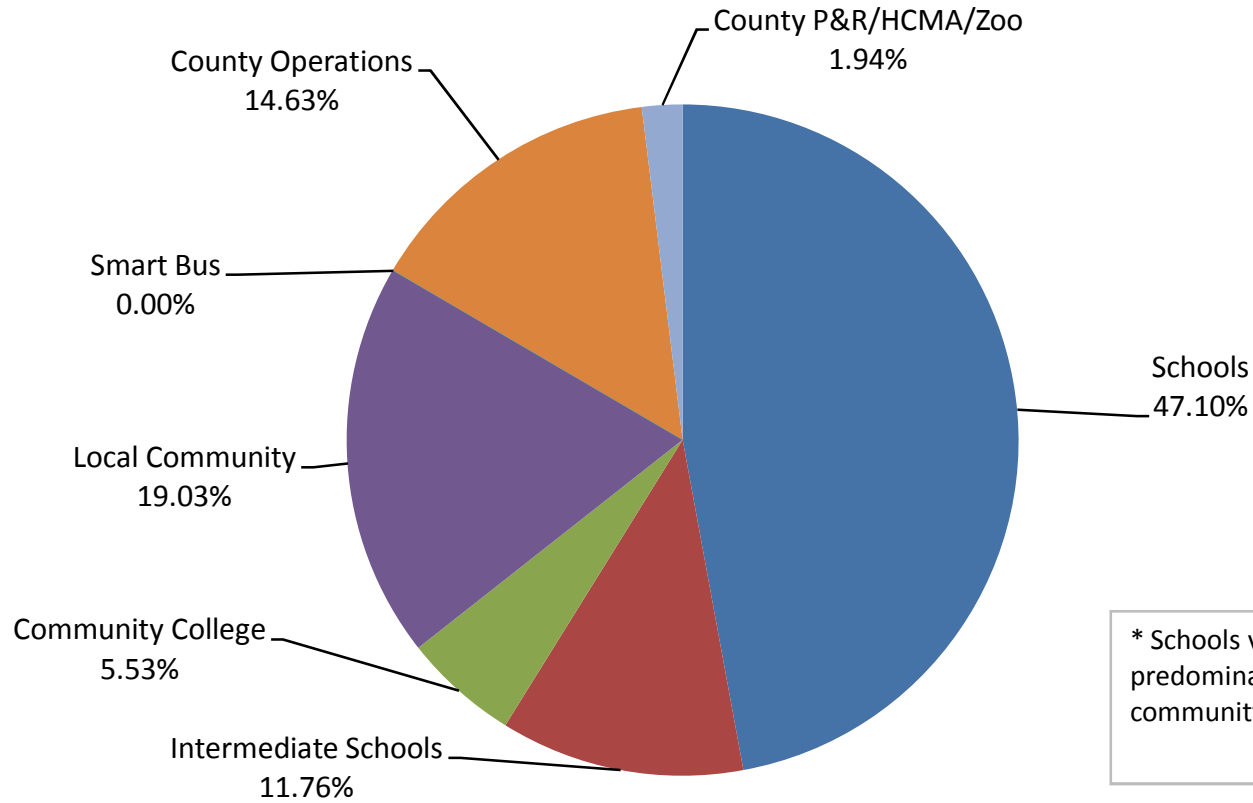
* Schools values are calculated using the predominate school district for the community.

Average
Taxable Value \$113,250

	Schools	Intermediate Schools	Community College	Local Community	Smart Bus	County Operations	County P&R/HCMA/ZOO
<i>Rate</i>	13.4910	3.3690	1.5844	5.4519	0.0000	4.1900	0.5561
<i>Tax Dollars</i>	\$1,527.86	\$381.54	\$179.43	\$617.43	\$0.00	\$474.52	\$62.98
<i>Percentage</i>	47.10%	11.76%	5.53%	19.03%	0.00%	14.63%	1.94%

*Lake Orion Schools

Township of Orion



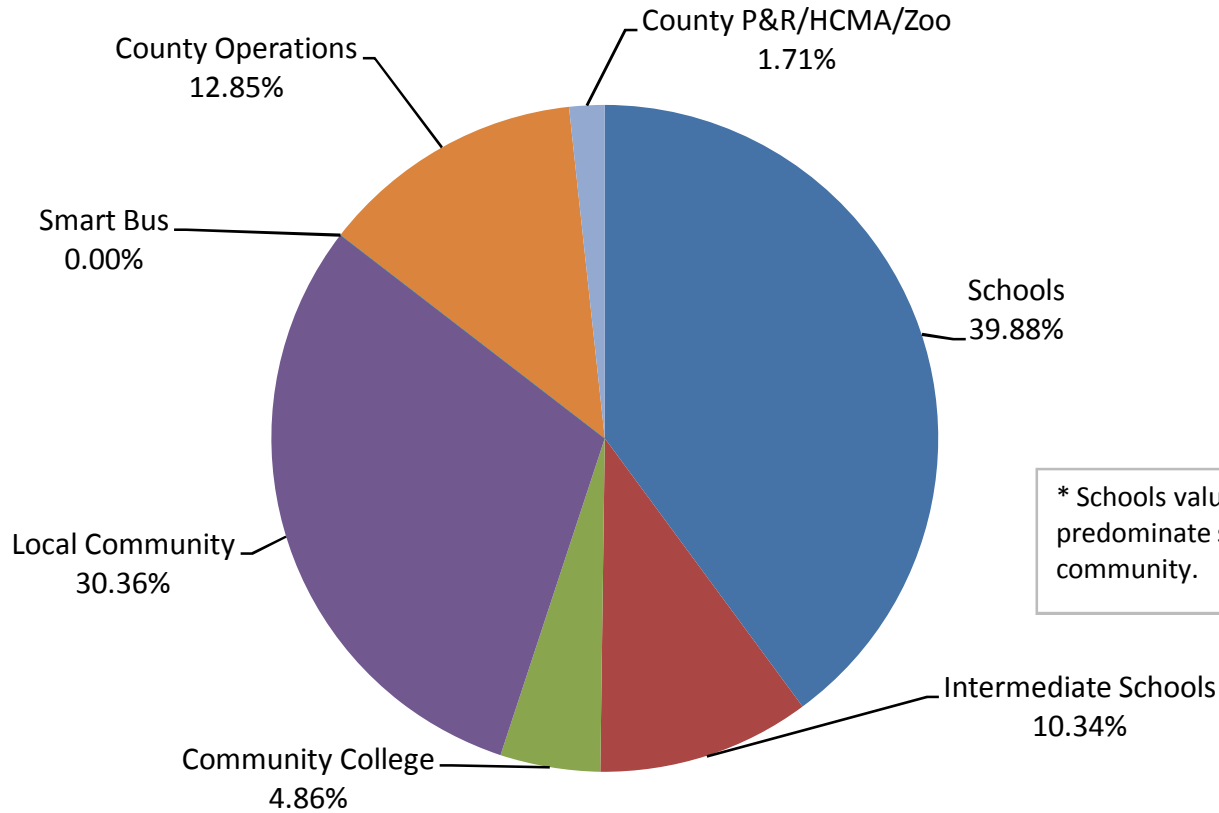
* Schools values are calculated using the predominate school district for the community.

Average Taxable Value \$115,500

	Schools	Intermediate Schools	Community College	Local Community	Smart Bus	County Operations	County P&R/HCMA/ZOO
<i>Rate</i>	13.0000	3.3690	1.5844	9.8972	0.0000	4.1900	0.5561
<i>Tax Dollars</i>	\$1,501.50	\$389.12	\$183.00	\$1,143.13	\$0.00	\$483.95	\$64.23
<i>Percentage</i>	39.88%	10.34%	4.86%	30.36%	0.00%	12.85%	1.71%

*Oxford Schools

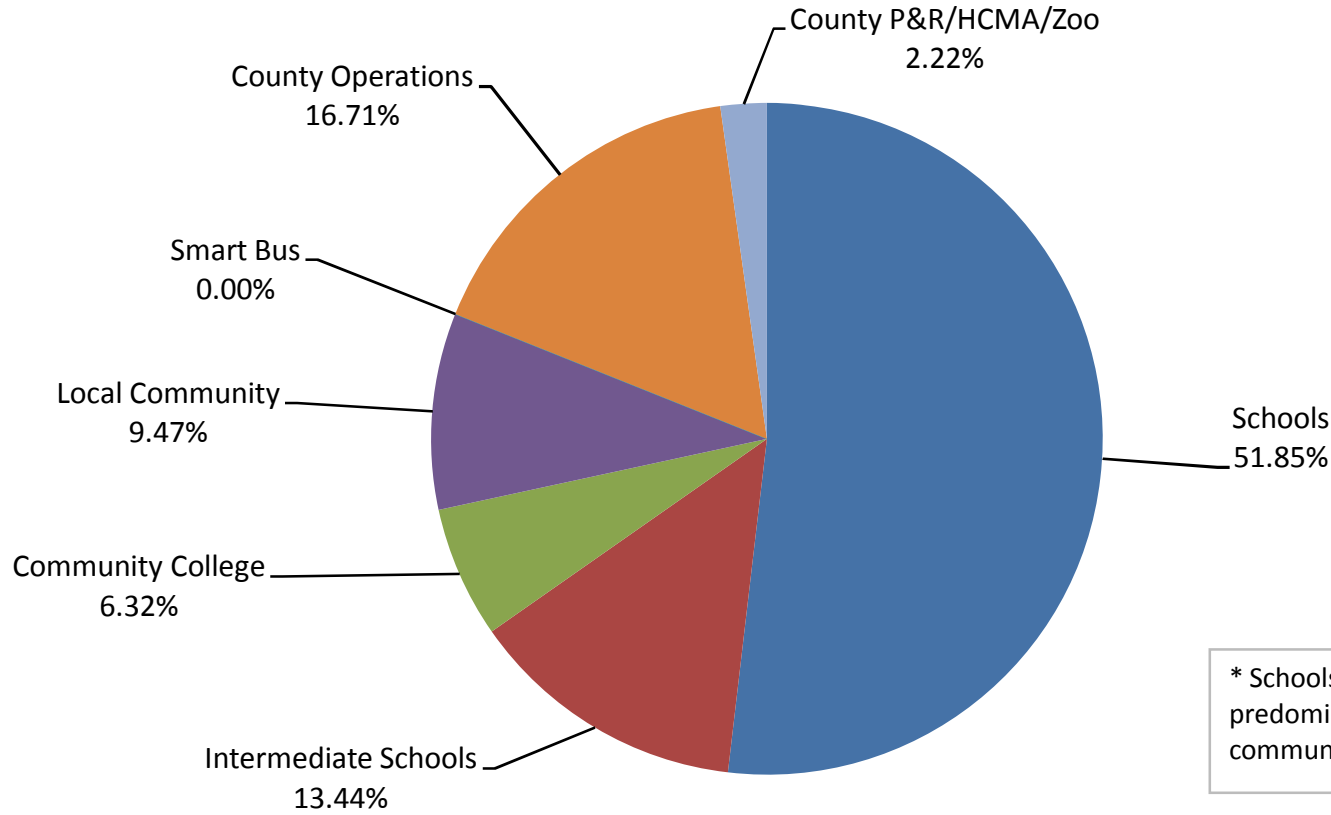
Township of Oxford



* Schools values are calculated using the predominate school district for the community.

	Schools	Intermediate Schools	Community College	Local Community	Smart Bus	County Operations	County P&R/HCMA/ZOO
Average Taxable Value	\$108,250						
Rate	13.0000	3.3690	1.5844	2.3733	0.0000	4.1900	0.5561
Tax Dollars	\$1,407.25	\$364.69	\$171.51	\$256.91	\$0.00	\$453.57	\$60.20
*Holly Schools	51.85%	13.44%	6.32%	9.47%	0.00%	16.71%	2.22%

Township of Rose



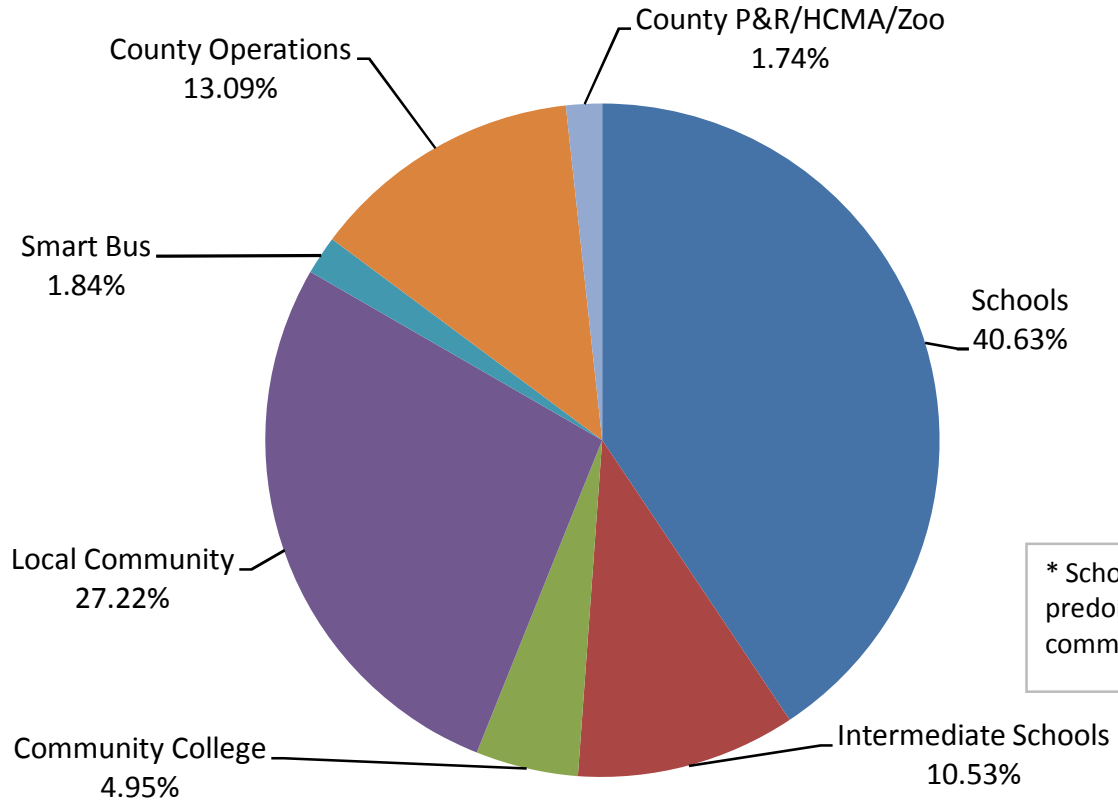
* Schools values are calculated using the predominate school district for the community.

Average
Taxable Value \$41,538

*Ferndale Schools

	Schools	Intermediate Schools	Community College	Local Community	Smart Bus	County Operations	County P&R/HCMA/ZOO
<i>Rate</i>	13.0000	3.3690	1.5844	8.7102	0.5900	4.1900	0.5561
<i>Tax Dollars</i>	\$539.99	\$139.94	\$65.81	\$361.80	\$24.51	\$174.04	\$23.10
<i>Percentage</i>	40.63%	10.53%	4.95%	27.22%	1.84%	13.09%	1.74%

Township of Royal Oak



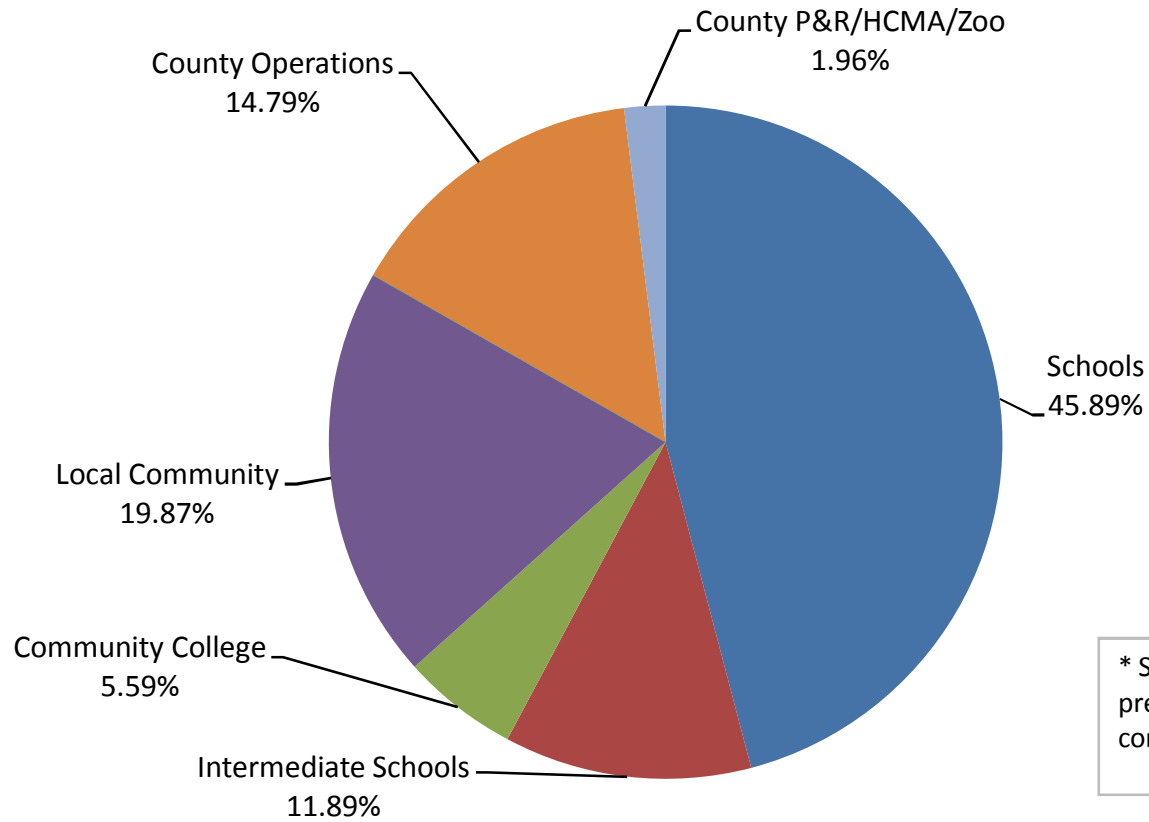
* Schools values are calculated using the predominate school district for the community.

Average
Taxable Value \$140,125

	Schools	Intermediate Schools	Community College	Local Community	Smart Bus	County Operations	County P&R/HCMA/ZOO
<i>Rate</i>	13.0000	3.3690	1.5844	5.6286	0.0000	4.1900	0.5561
<i>Tax Dollars</i>	\$1,821.63	\$472.08	\$222.01	\$788.71	\$0.00	\$587.12	\$77.92
<i>Percentage</i>	45.89%	11.89%	5.59%	19.87%	0.00%	14.79%	1.96%

*Clarkston Schools

Township of Springfield



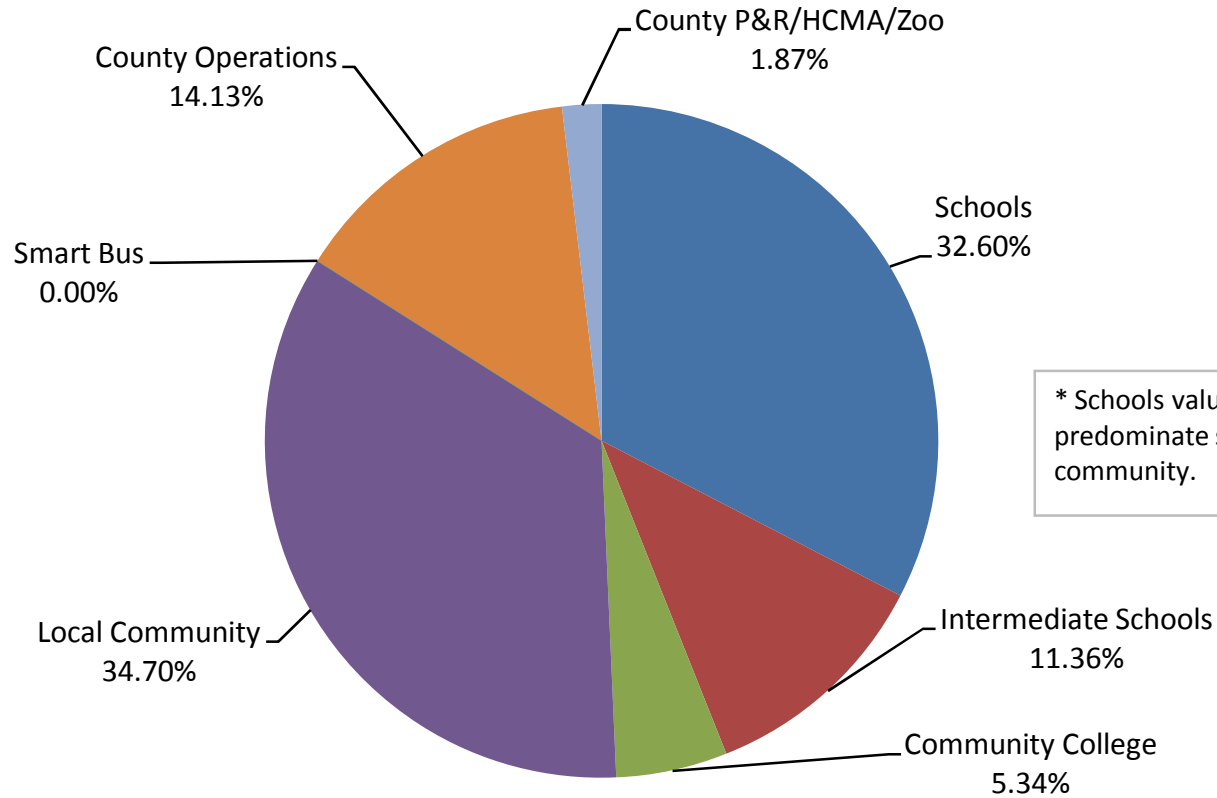
* Schools values are calculated using the predominate school district for the community.

Average
Taxable Value \$77,500

	Schools	Intermediate Schools	Community College	Local Community	Smart Bus	County Operations	County P&R/HCMA/ZOO
<i>Rate</i>	9.6700	3.3690	1.5844	10.2910	0.0000	4.1900	0.5561
<i>Tax Dollars</i>	\$749.43	\$261.10	\$122.79	\$797.55	\$0.00	\$324.73	\$43.10
<i>Percentage</i>	32.60%	11.36%	5.34%	34.70%	0.00%	14.13%	1.87%

*Waterford Schools

Township of Waterford



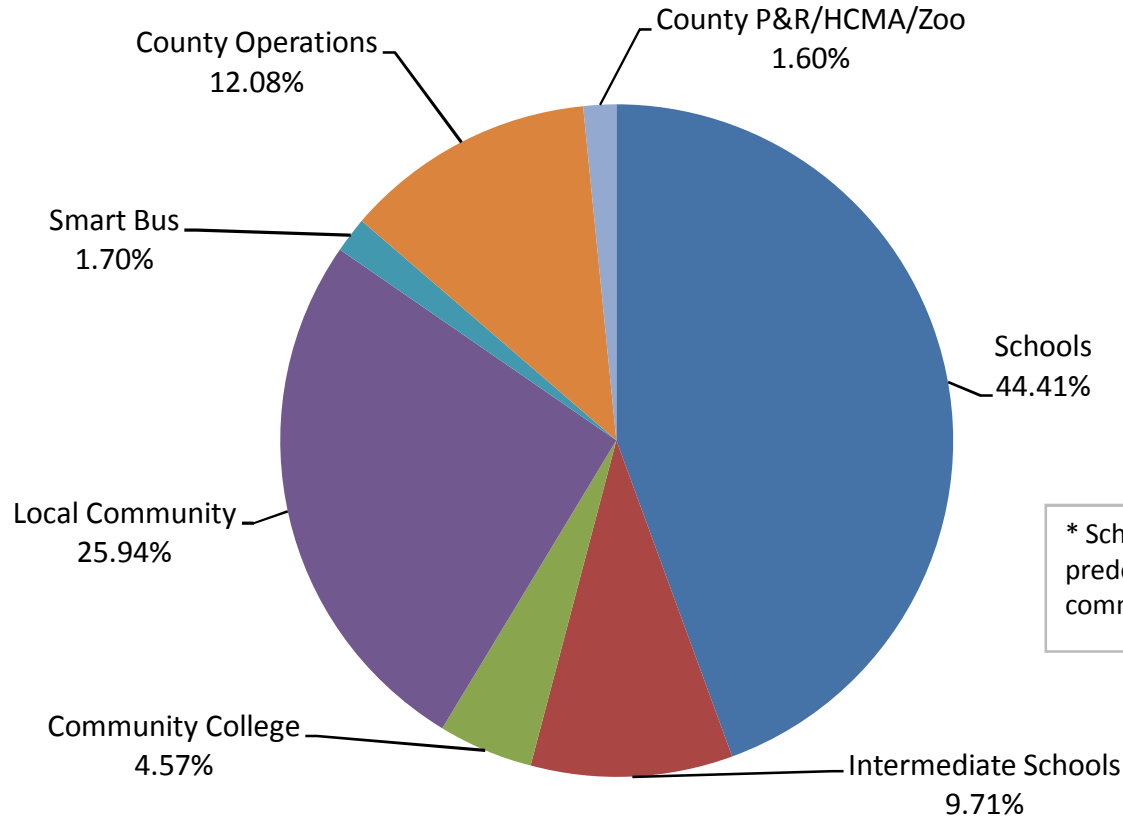
* Schools values are calculated using the predominate school district for the community.

Average
Taxable Value \$135,000

	Schools	Intermediate Schools	Community College	Local Community	Smart Bus	County Operations	County P&R/HCMA/ZOO
<i>Rate</i>	15.4079	3.3690	1.5844	8.9994	0.5900	4.1900	0.5561
<i>Tax Dollars</i>	\$2,080.07	\$454.82	\$213.89	\$1,214.92	\$79.65	\$565.65	\$75.07
<i>Percentage</i>	44.41%	9.71%	4.57%	25.94%	1.70%	12.08%	1.60%

*West Bloomfield Schools

Township of West Bloomfield



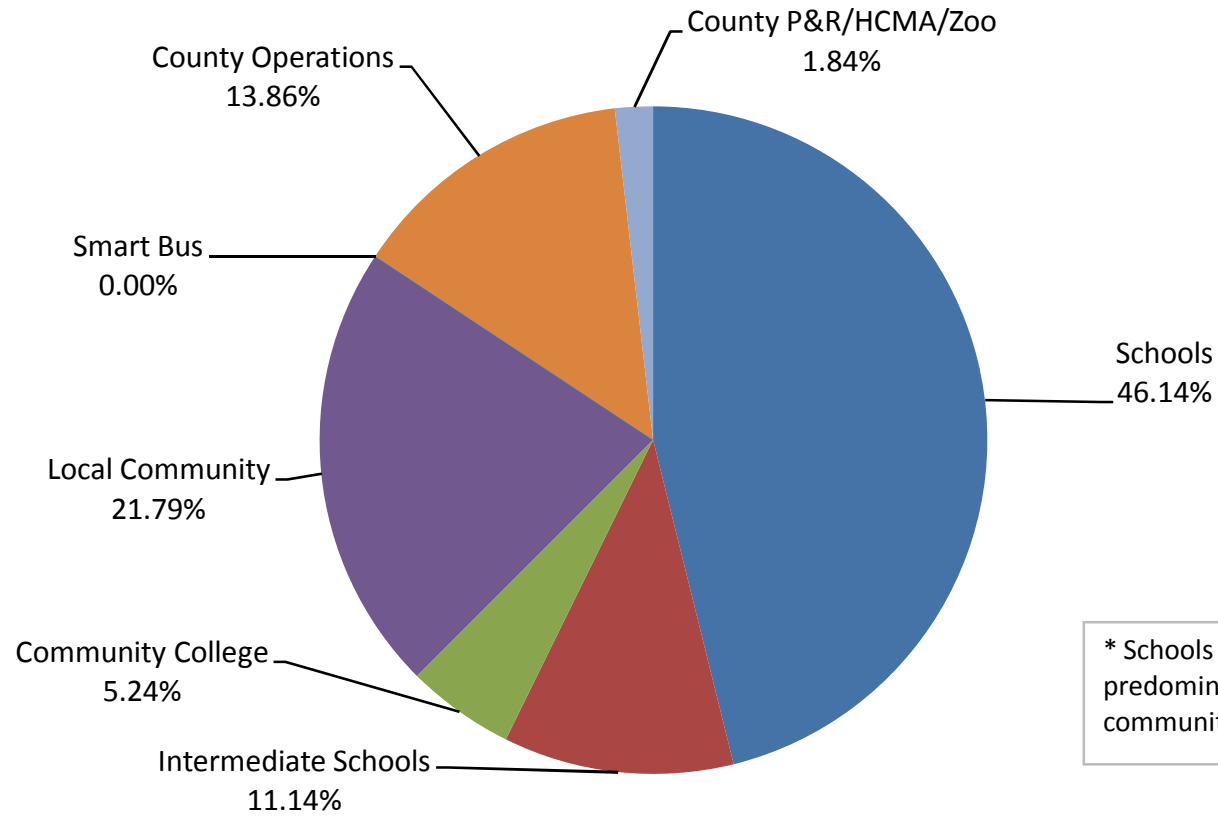
* Schools values are calculated using the predominate school district for the community.

Average
Taxable Value \$106,125

	Schools	Intermediate Schools	Community College	Local Community	Smart Bus	County Operations	County P&R/HCMA/ZOO
<i>Rate</i>	13.9513	3.3690	1.5844	6.5876	0.0000	4.1900	0.5561
<i>Tax Dollars</i>	\$1,480.58	\$357.54	\$168.14	\$699.11	\$0.00	\$444.66	\$59.02
<i>Percentage</i>	46.14%	11.14%	5.24%	21.79%	0.00%	13.86%	1.84%

*Huron Valley Schools

Township of White Lake



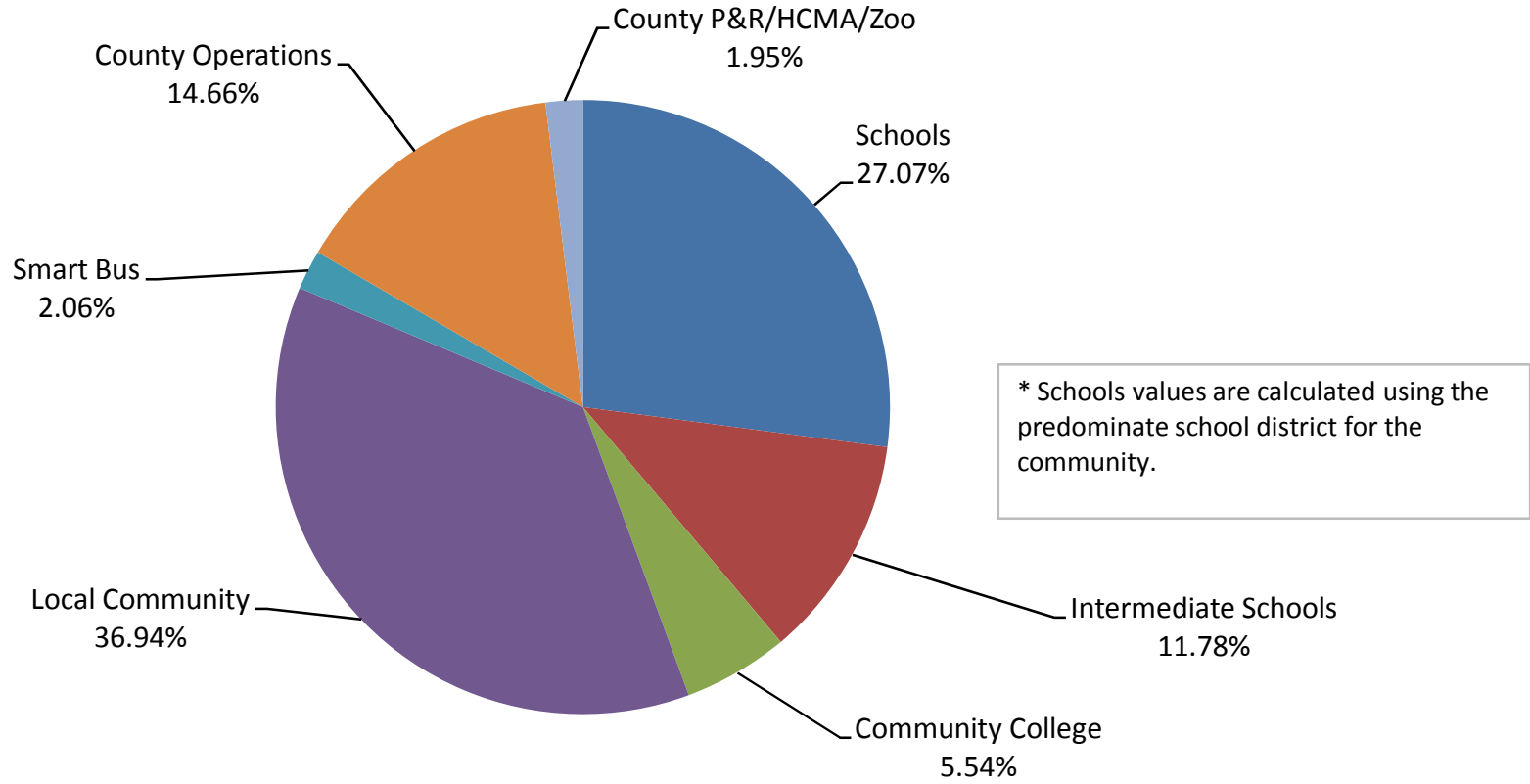
* Schools values are calculated using the predominate school district for the community.

Average Taxable Value \$80,000

*Pontiac Schools

	Schools	Intermediate Schools	Community College	Local Community	Smart Bus	County Operations	County P&R/HCMA/ZOO
Rate	7.7400	3.3690	1.5844	10.5602	0.5900	4.1900	0.5561
Tax Dollars	\$619.20	\$269.52	\$126.75	\$844.82	\$47.20	\$335.20	\$44.49
Percentage	27.07%	11.78%	5.54%	36.94%	2.06%	14.66%	1.95%

City of Auburn Hills

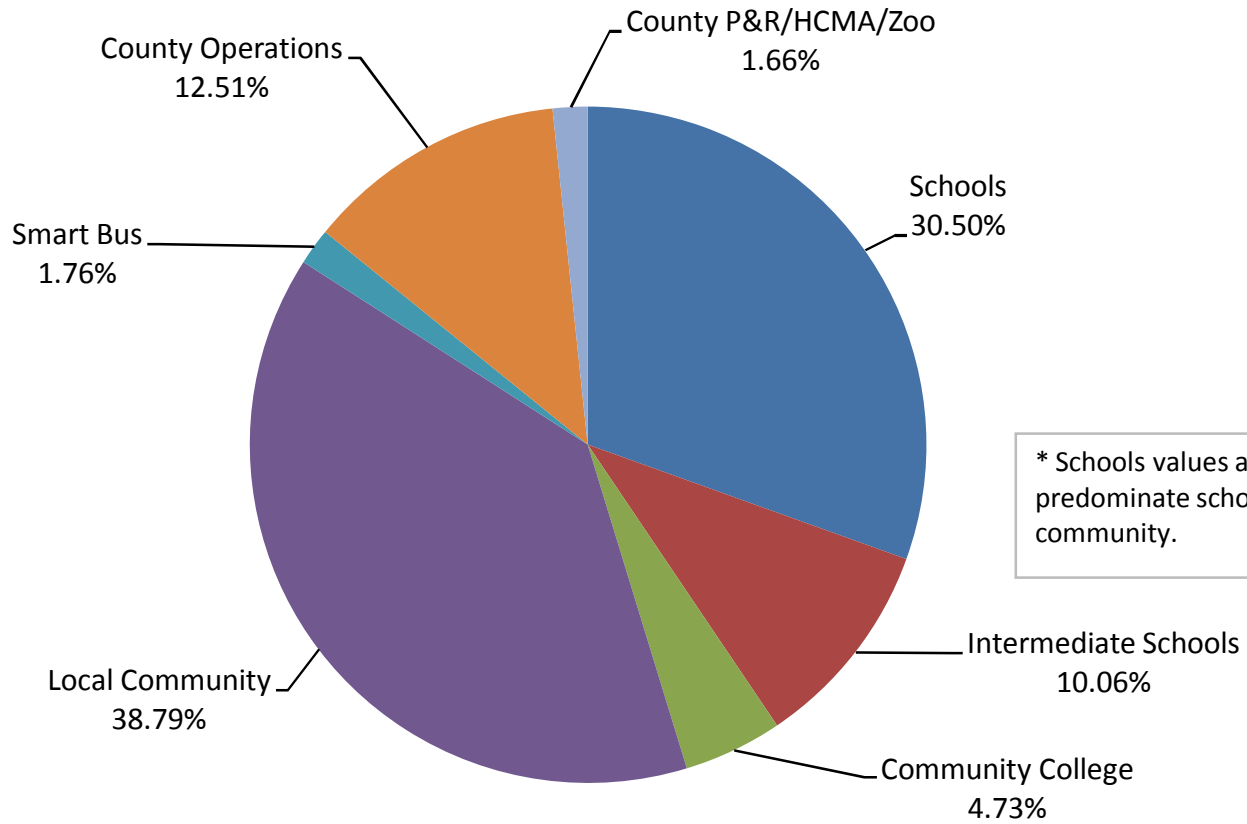


Average
Taxable Value \$79,250

	Schools	Intermediate Schools	Community College	Local Community	Smart Bus	County Operations	County P&R/HCMA/ZOO
<i>Rate</i>	10.2167	3.3690	1.5844	12.9957	0.5900	4.1900	0.5561
<i>Tax Dollars</i>	\$809.67	\$266.99	\$125.56	\$1,029.91	\$46.76	\$332.06	\$44.07
<i>Percentage</i>	30.50%	10.06%	4.73%	38.79%	1.76%	12.51%	1.66%

*Berkley Schools

City of Berkley



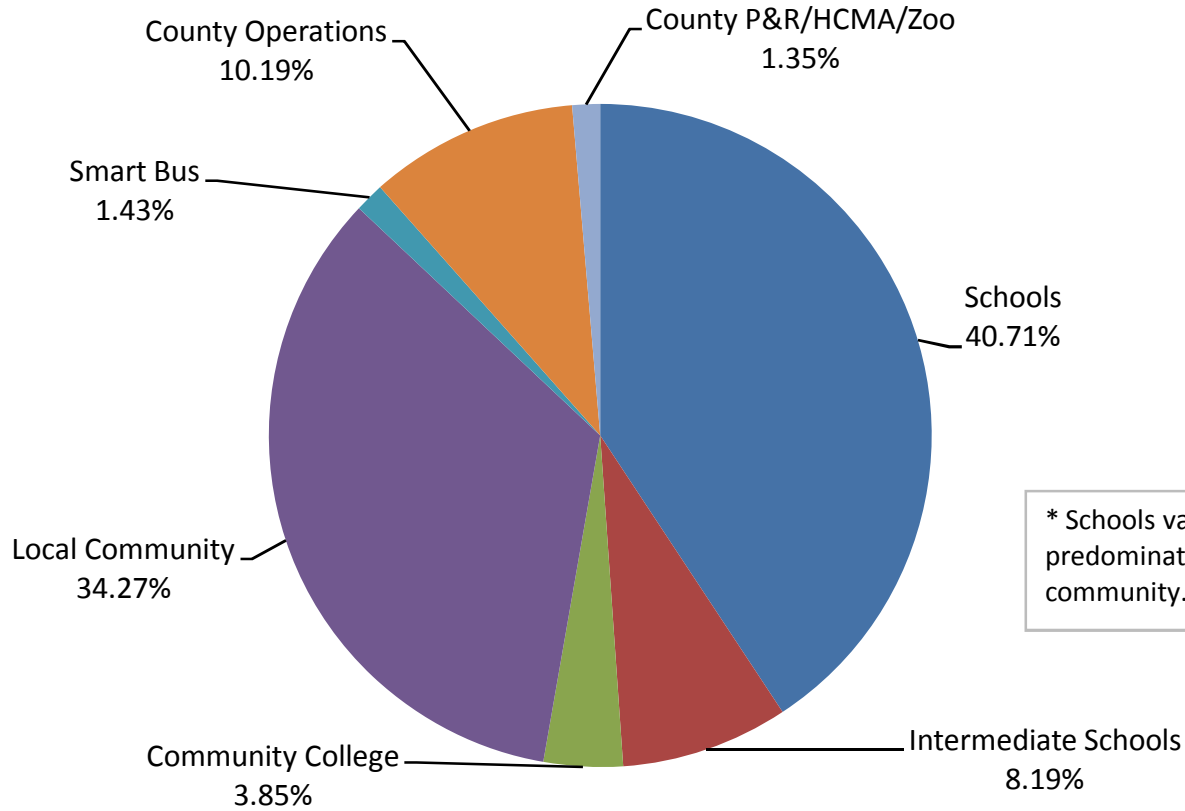
* Schools values are calculated using the predominate school district for the community.

Average
Taxable Value \$212,500

	Schools	Intermediate Schools	Community College	Local Community	Smart Bus	County Operations	County P&R/HCMA/ZOO
<i>Rate</i>	16.7420		3.3690	1.5844	14.0936	0.5900	4.1900
<i>Tax Dollars</i>	\$3,557.68		\$715.91	\$336.69	\$2,994.89	\$125.38	\$890.38
<i>Percentage</i>	40.71%		8.19%	3.85%	34.27%	1.43%	10.19%

*Birmingham Schools

City of Birmingham



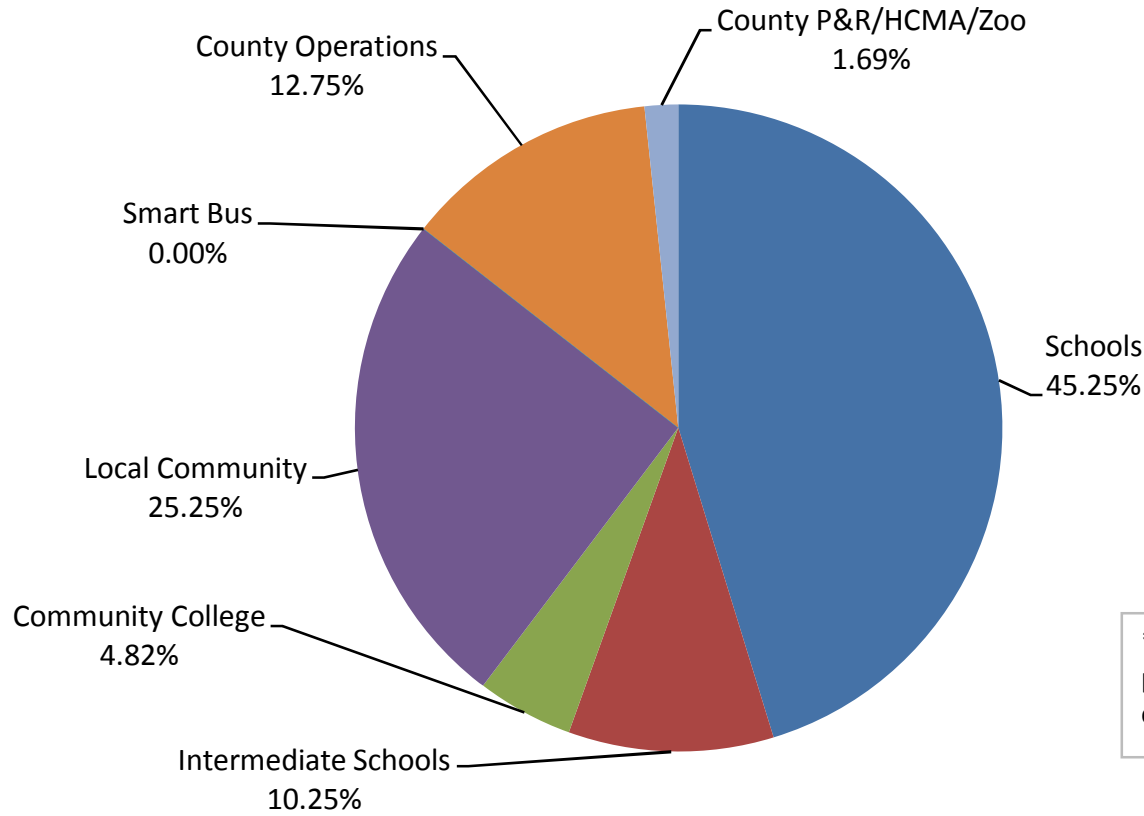
* Schools values are calculated using the predominate school district for the community.

Average
Taxable Value \$387,500

	Schools	Intermediate Schools	Community College	Local Community	Smart Bus	County Operations	County P&R/HCMA/ZOO
<i>Rate</i>	14.8761	3.3690	1.5844	8.3000	0.0000	4.1900	0.5561
<i>Tax Dollars</i>	\$5,764.49	\$1,305.49	\$613.96	\$3,216.25	\$0.00	\$1,623.63	\$215.49
<i>Percentage</i>	45.25%	10.25%	4.82%	25.25%	0.00%	12.75%	1.69%

*Bloomfield Hills Schools

City of Bloomfield Hills



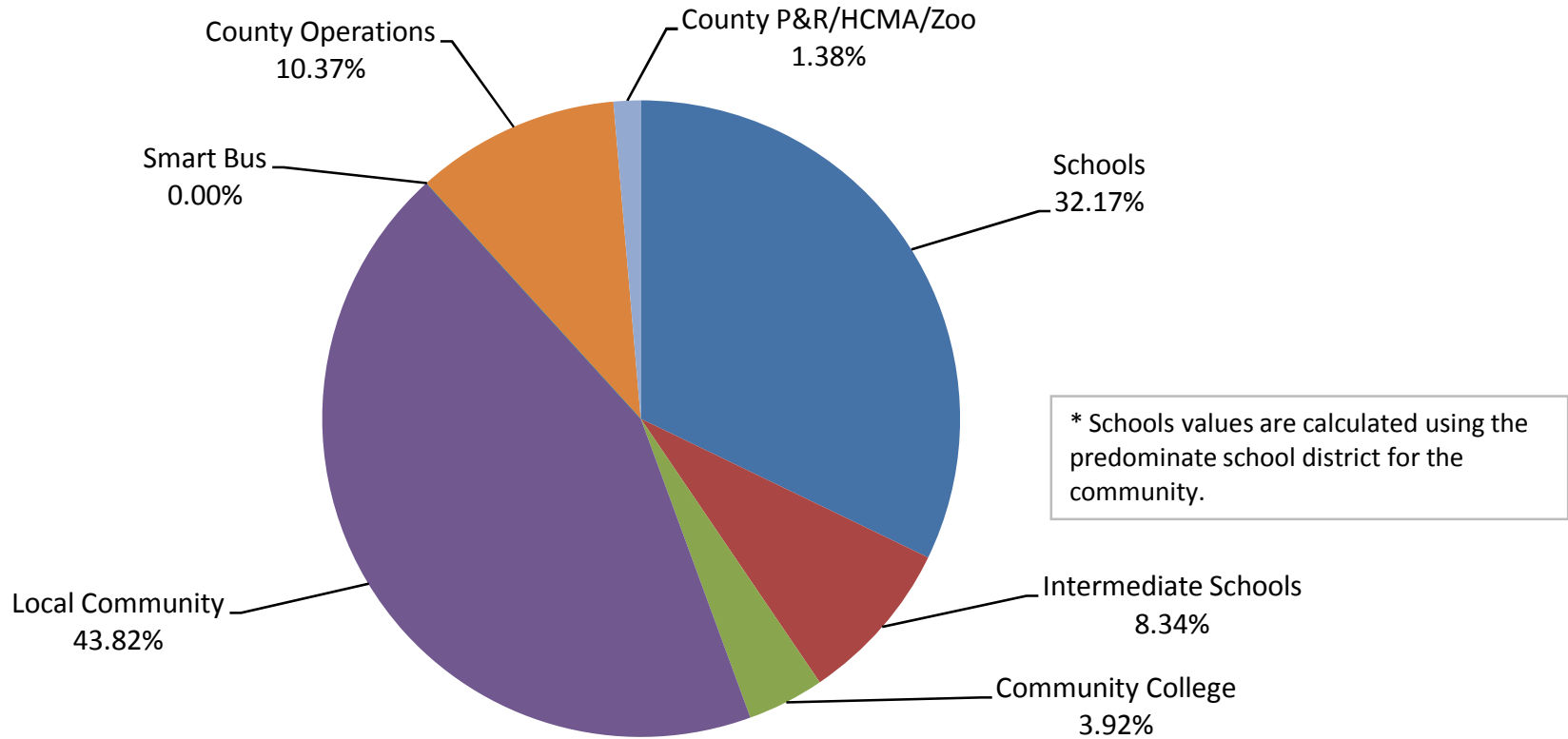
* Schools values are calculated using the predominate school district for the community.

Average
Taxable Value \$125,000

	Schools	Intermediate Schools	Community College	Local Community	Smart Bus	County Operations	County P&R/HCMA/ZOO
<i>Rate</i>	13.0000	3.3690	1.5844	17.7079	0.0000	4.1900	0.5561
<i>Tax Dollars</i>	\$1,625.00	\$421.13	\$198.05	\$2,213.49	\$0.00	\$523.75	\$69.51
<i>Percentage</i>	32.17%	8.34%	3.92%	43.82%	0.00%	10.37%	1.38%

*Clarkston Schools

City of the Village of Clarkston

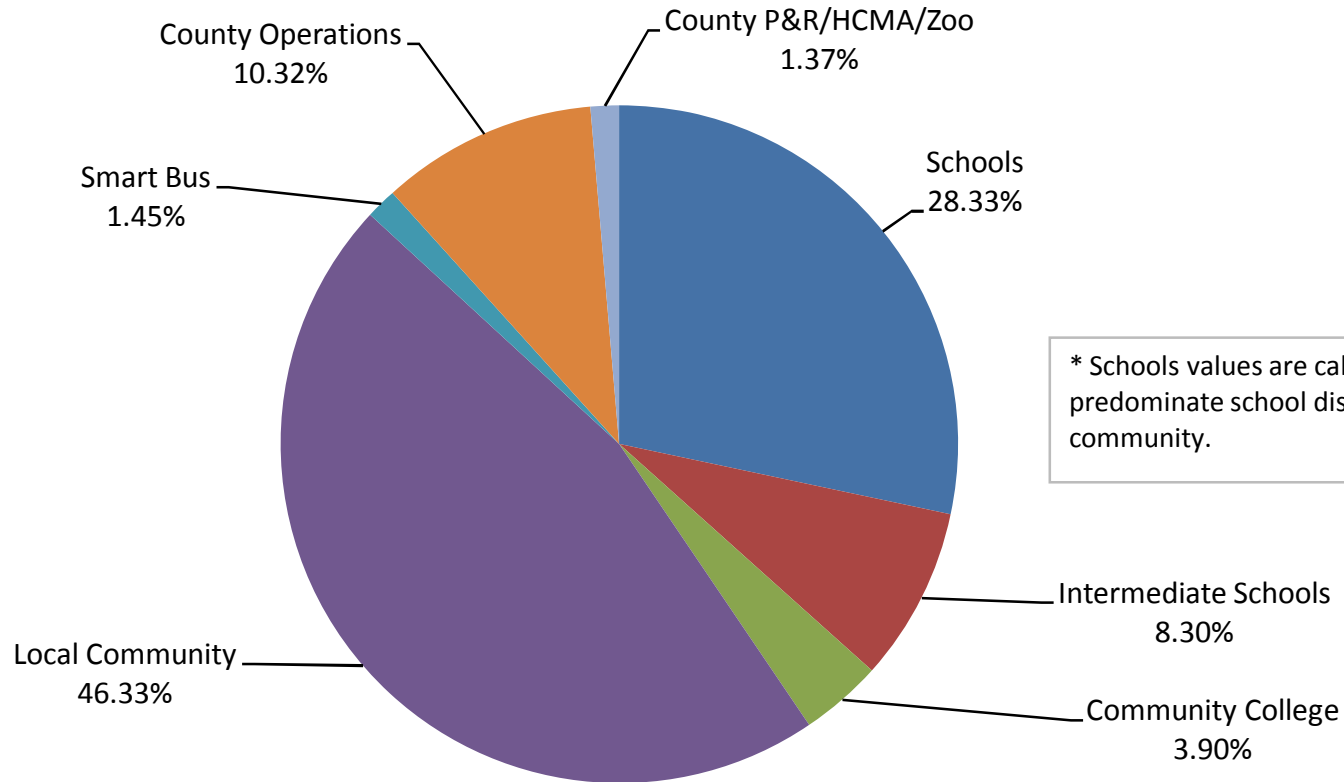


Average
Taxable Value \$76,250

	Schools	Intermediate Schools	Community College	Local Community	Smart Bus	County Operations	County P&R/HCMA/ZOO
<i>Rate</i>	11.5000	3.3690	1.5844	18.8075	0.5900	4.1900	0.5561
<i>Tax Dollars</i>	\$876.88	\$256.89	\$120.81	\$1,434.07	\$44.99	\$319.49	\$42.40
<i>Percentage</i>	28.33%	8.30%	3.90%	46.33%	1.45%	10.32%	1.37%

*Clawson Schools

City of Clawson



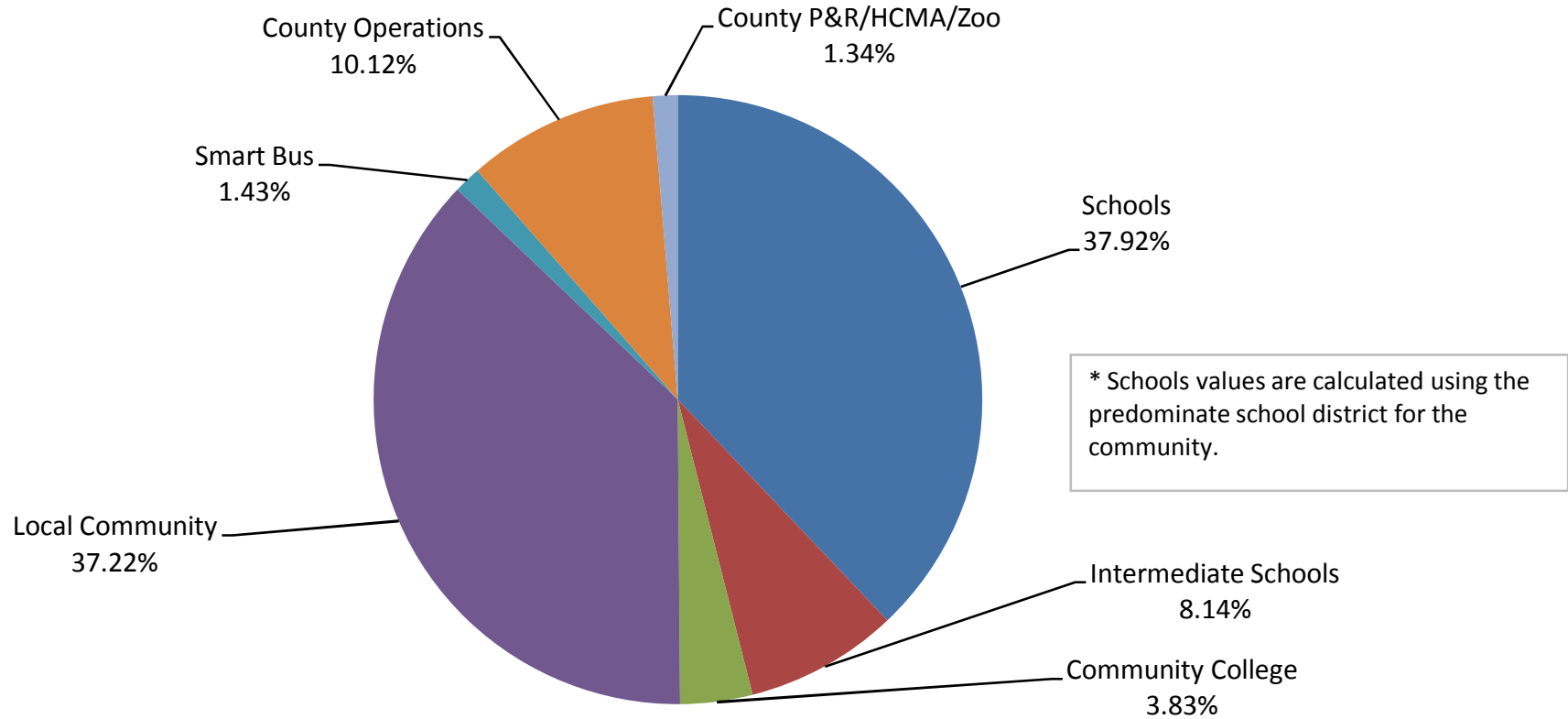
* Schools values are calculated using the predominate school district for the community.

Average
Taxable Value \$84,000

	Schools	Intermediate Schools	Community College	Local Community	Smart Bus	County Operations	County P&R/HCMA/ZOO
<i>Rate</i>	15.6915	3.3690	1.5844	15.4019	0.5900	4.1900	0.5561
<i>Tax Dollars</i>	\$1,318.09	\$283.00	\$133.09	\$1,293.76	\$49.56	\$351.96	\$46.71
<i>Percentage</i>	37.92%	8.14%	3.83%	37.22%	1.43%	10.12%	1.34%

*Farmington Schools

City of Farmington

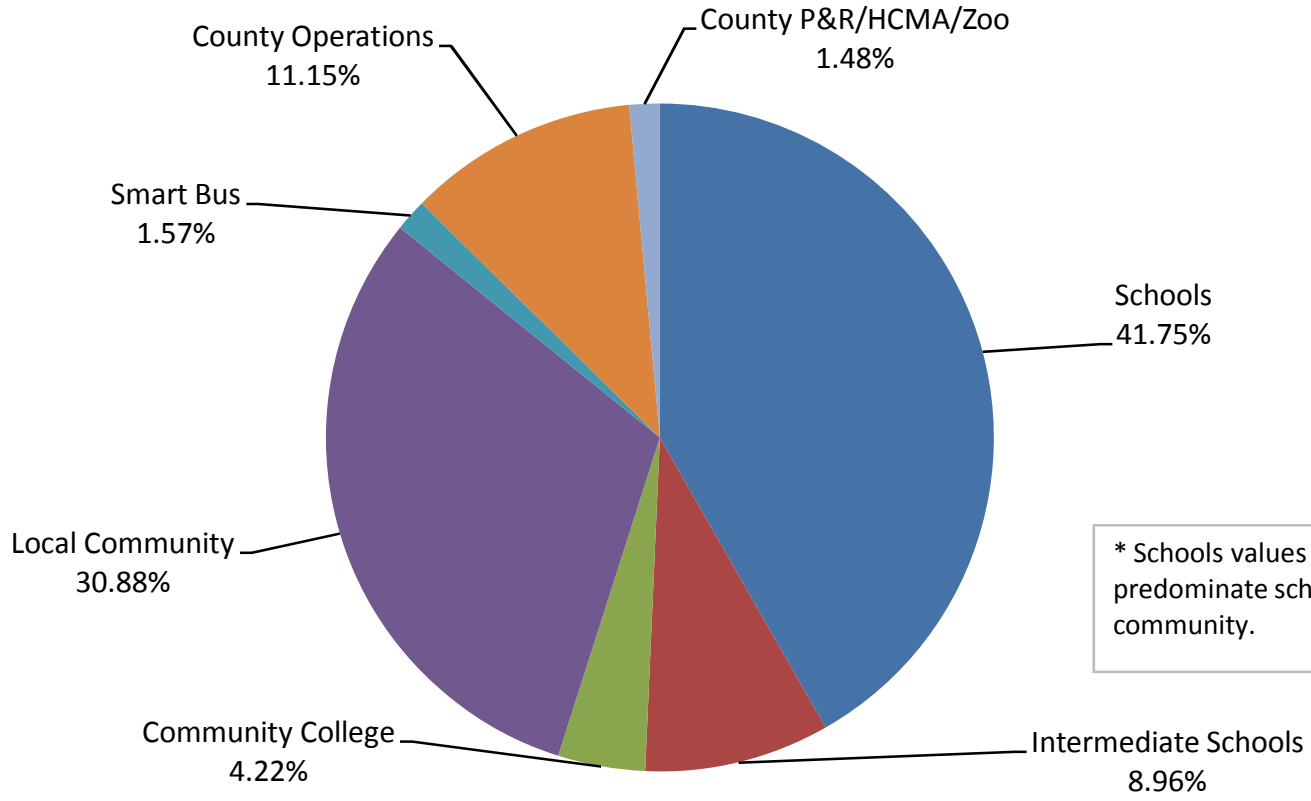


Average
Taxable Value \$120,000

	Schools	Intermediate Schools	Community College	Local Community	Smart Bus	County Operations	County P&R/HCMA/ZOO
<i>Rate</i>	15.6915	3.3690	1.5844	11.6072	0.5900	4.1900	0.5561
<i>Tax Dollars</i>	\$1,882.98	\$404.28	\$190.13	\$1,392.86	\$70.80	\$502.80	\$66.73
<i>Percentage</i>	41.75%	8.96%	4.22%	30.88%	1.57%	11.15%	1.48%

*Farmington Schools

City of Farmington Hills



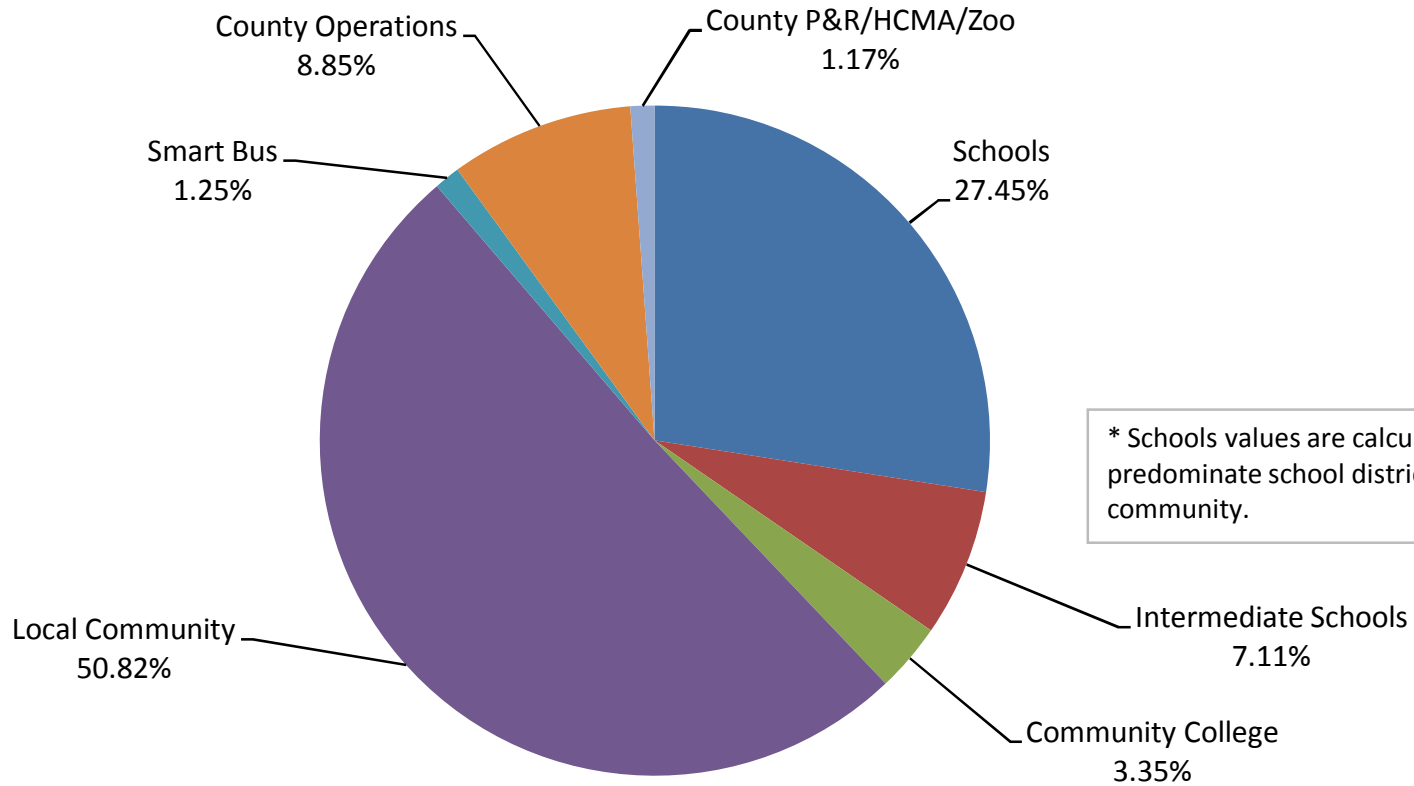
* Schools values are calculated using the predominate school district for the community.

Average
Taxable Value \$68,500

	Schools	Intermediate Schools	Community College	Local Community	Smart Bus	County Operations	County P&R/HCMA/ZOO
<i>Rate</i>	13.0000	3.3690	1.5844	24.0664	0.5900	4.1900	0.5561
<i>Tax Dollars</i>	\$890.50	\$230.78	\$108.53	\$1,648.55	\$40.42	\$287.02	\$38.09
<i>Percentage</i>	27.45%	7.11%	3.35%	50.82%	1.25%	8.85%	1.17%

*Ferndale Schools

City of Ferndale



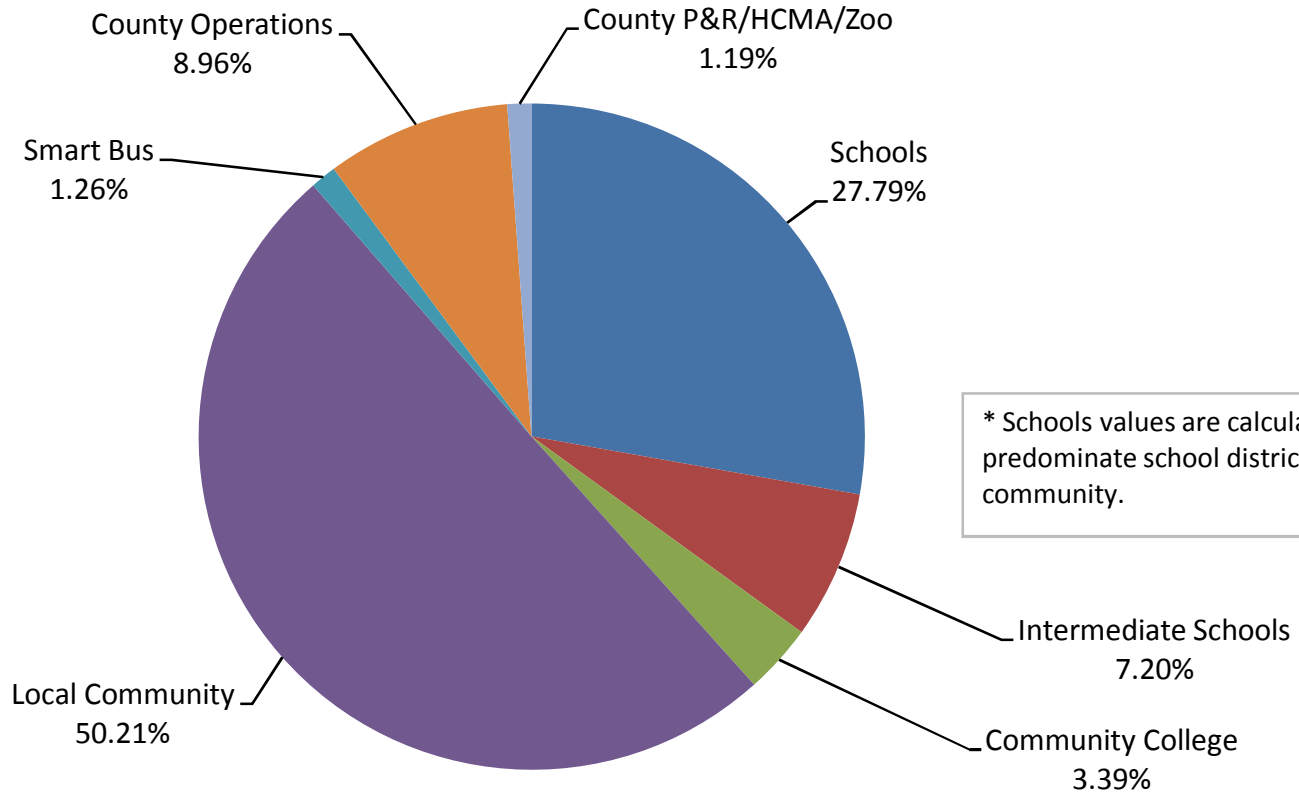
* Schools values are calculated using the predominate school district for the community.

Average
Taxable Value \$49,500

	Schools	Intermediate Schools	Community College	Local Community	Smart Bus	County Operations	County P&R/HCMA/ZOO
<i>Rate</i>	13.0000	3.3690	1.5844	23.4884	0.5900	4.1900	0.5561
<i>Tax Dollars</i>	\$643.50	\$166.77	\$78.43	\$1,162.68	\$29.21	\$207.41	\$27.53
<i>Percentage</i>	27.79%	7.20%	3.39%	50.21%	1.26%	8.96%	1.19%

*Hazel Park Schools

City of Hazel Park



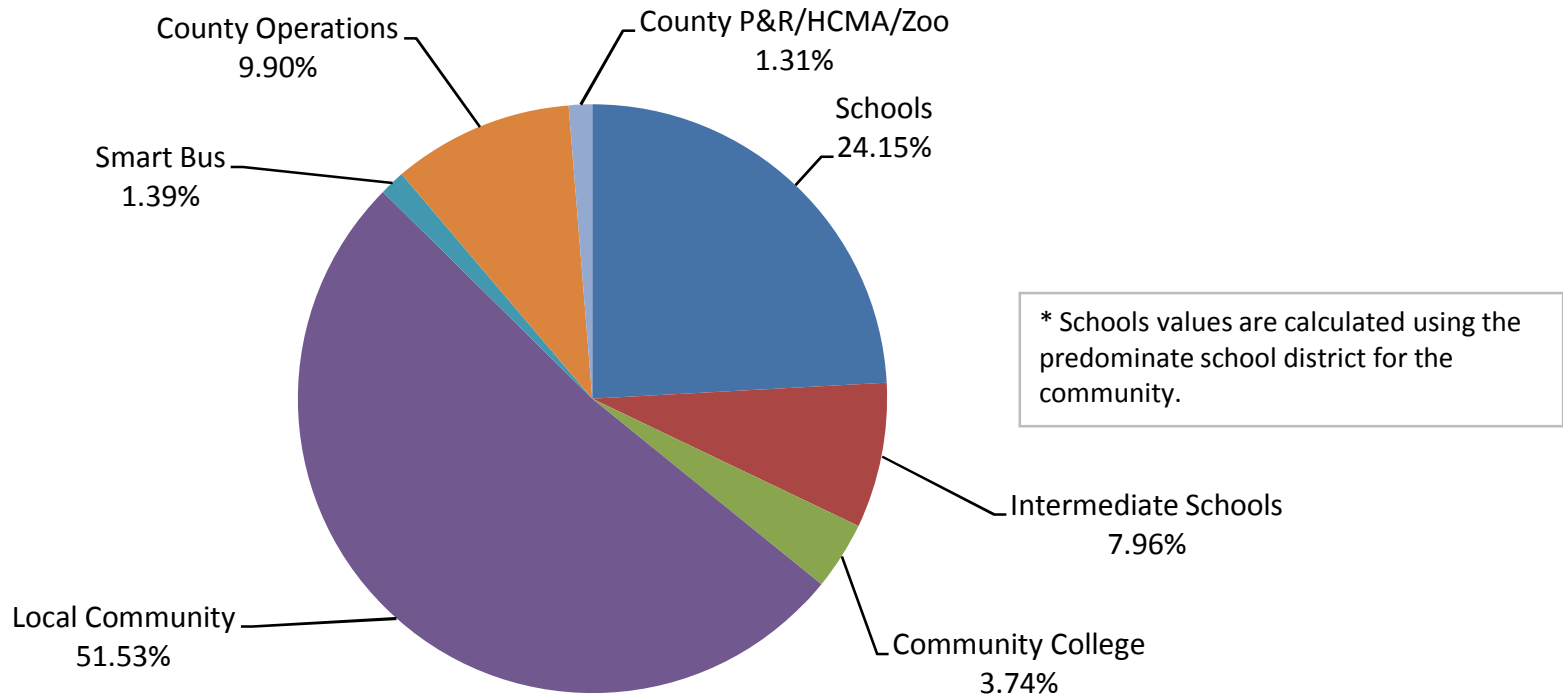
* Schools values are calculated using the predominate school district for the community.

Average
Taxable Value \$133,750

	Schools	Intermediate Schools	Community College	Local Community	Smart Bus	County Operations	County P&R/HCMA/ZOO
<i>Rate</i>	10.2167	3.3690	1.5844	21.8038	0.5900	4.1900	0.5561
<i>Tax Dollars</i>	\$1,366.48	\$450.60	\$211.91	\$2,916.26	\$78.91	\$560.41	\$74.38
<i>Percentage</i>	24.15%	7.96%	3.74%	51.53%	1.39%	9.90%	1.31%

*Berkley Schools

City of Huntington Woods

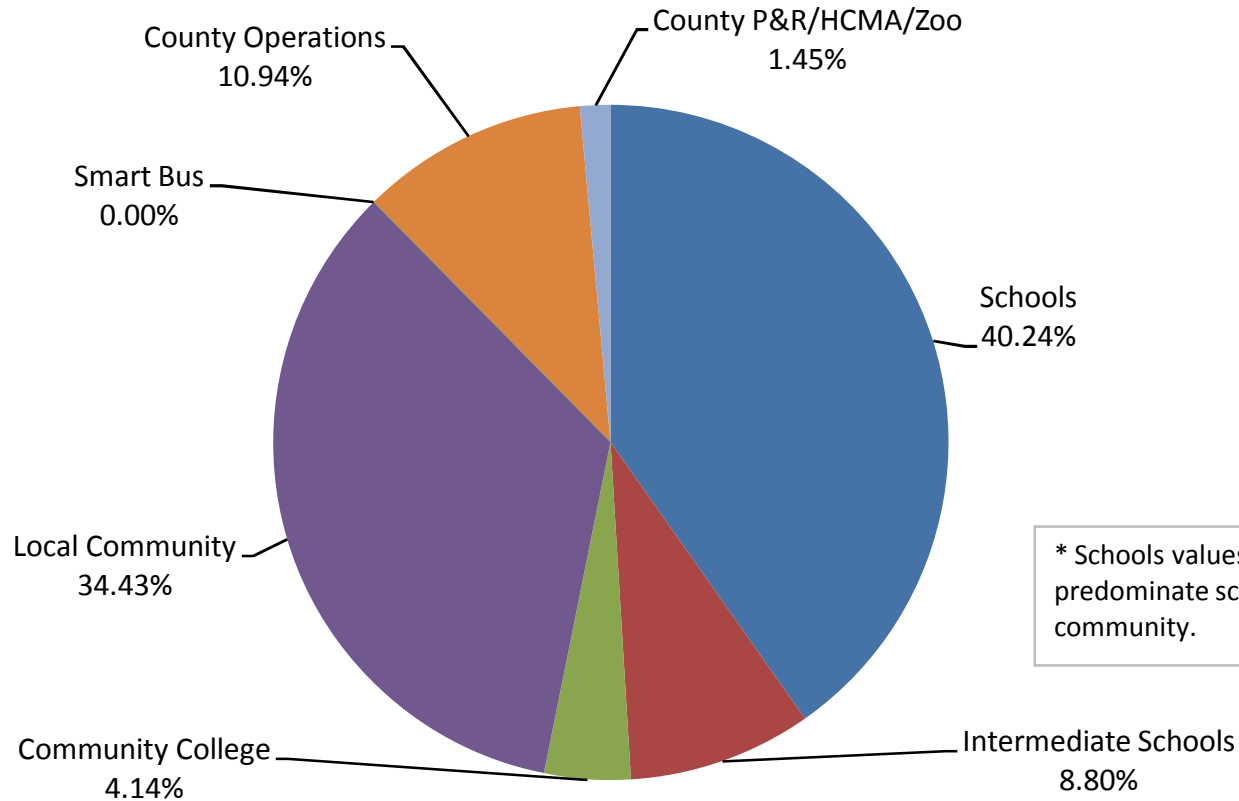


Average
Taxable Value \$64,750

	Schools	Intermediate Schools	Community College	Local Community	Smart Bus	County Operations	County P&R/HCMA/ZOO
<i>Rate</i>	15.4079	3.3690	1.5844	13.1817	0.0000	4.1900	0.5561
<i>Tax Dollars</i>	\$997.66	\$218.14	\$102.59	\$853.52	\$0.00	\$271.30	\$36.01
<i>Percentage</i>	40.24%	8.80%	4.14%	34.43%	0.00%	10.94%	1.45%

*West Bloomfield Schools

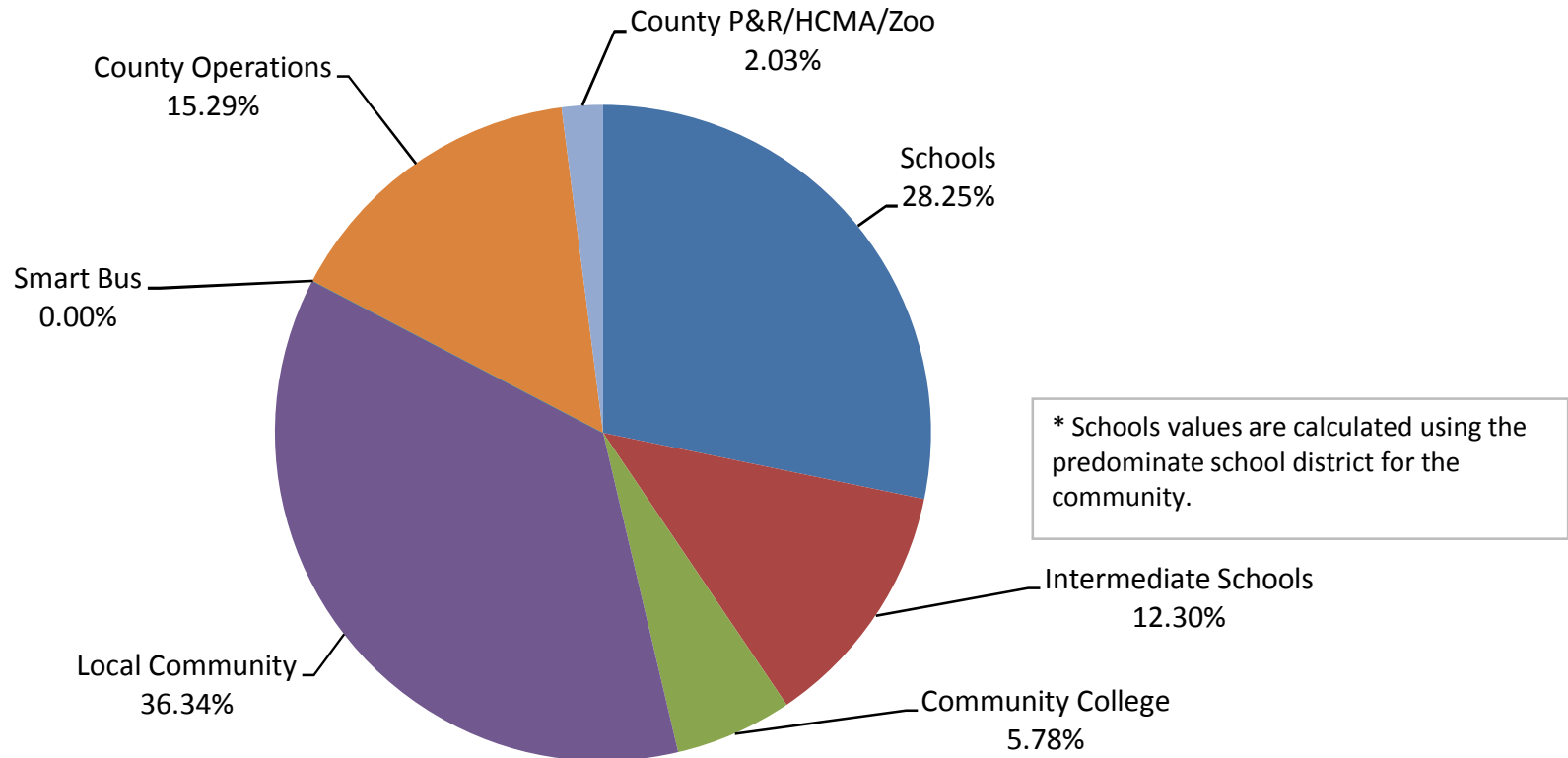
City of Keego Harbor



* Schools values are calculated using the predominate school district for the community.

	Schools	Intermediate Schools	Community College	Local Community	Smart Bus	County Operations	County P&R/HCMA/ZOO
Average Taxable Value	\$975,000						
Rate	7.7400	3.3690	1.5844	9.9571	0.0000	4.1900	0.5561
Tax Dollars	\$7,546.50	\$3,284.78	\$1,544.79	\$9,708.17	\$0.00	\$4,085.25	\$542.20
*Pontiac Schools	28.25%	12.30%	5.78%	36.34%	0.00%	15.29%	2.03%

City of Lake Angelus

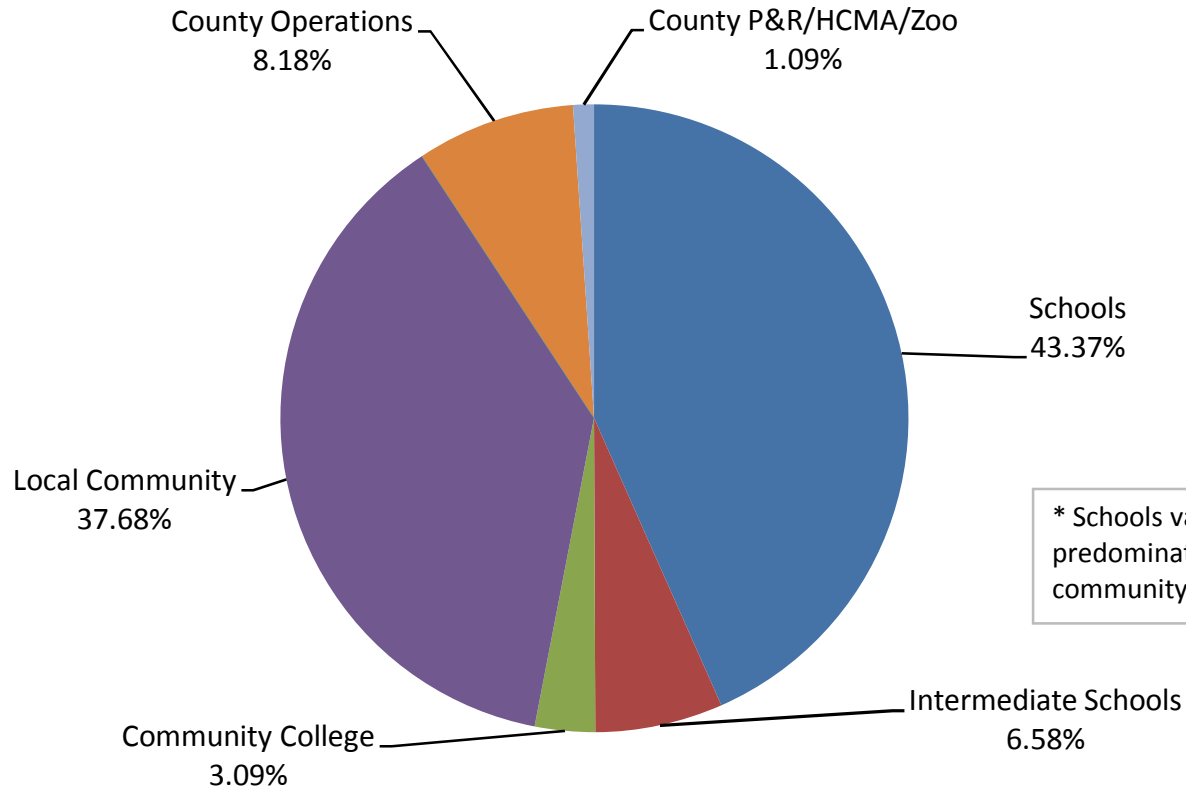


Average
Taxable Value \$88,375

	Schools	Intermediate Schools	Community College	Local Community	Smart Bus	County Operations	County P&R/HCMA/ZOO
<i>Rate</i>	22.2043	3.3690	1.5844	19.2935	0.0000	4.1900	0.5561
<i>Tax Dollars</i>	\$1,962.31	\$297.74	\$140.02	\$1,705.06	\$0.00	\$370.29	\$49.15
<i>Percentage</i>	43.37%	6.58%	3.09%	37.68%	0.00%	8.18%	1.09%

*Southfield Schools

City of Lathrup Village



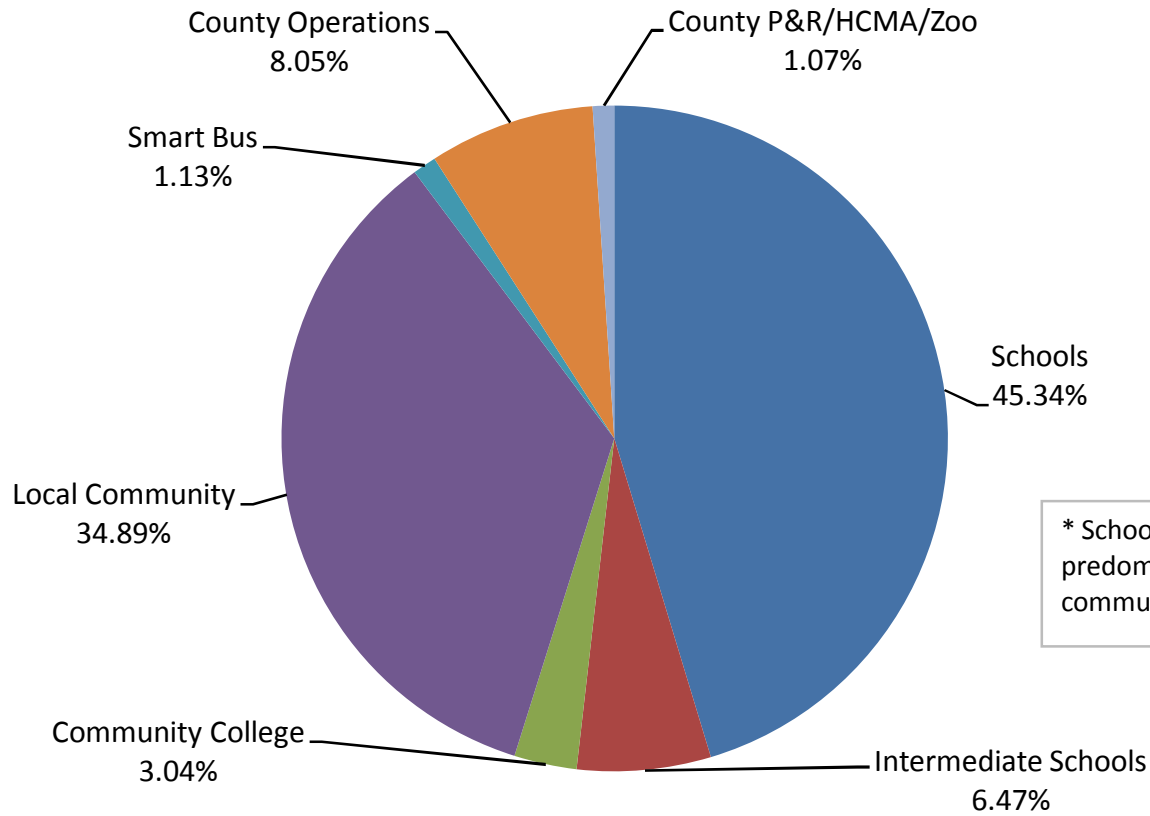
* Schools values are calculated using the predominate school district for the community.

Average
Taxable Value \$65,000

	Schools	Intermediate Schools	Community College	Local Community	Smart Bus	County Operations	County P&R/HCMA/ZOO
<i>Rate</i>	23.5993	3.3690	1.5844	18.1616	0.5900	4.1900	0.5561
<i>Tax Dollars</i>	\$1,533.95	\$218.99	\$102.99	\$1,180.50	\$38.35	\$272.35	\$36.15
<i>Percentage</i>	45.34%	6.47%	3.04%	34.89%	1.13%	8.05%	1.07%

*Lamphere Schools

City of Madison Heights



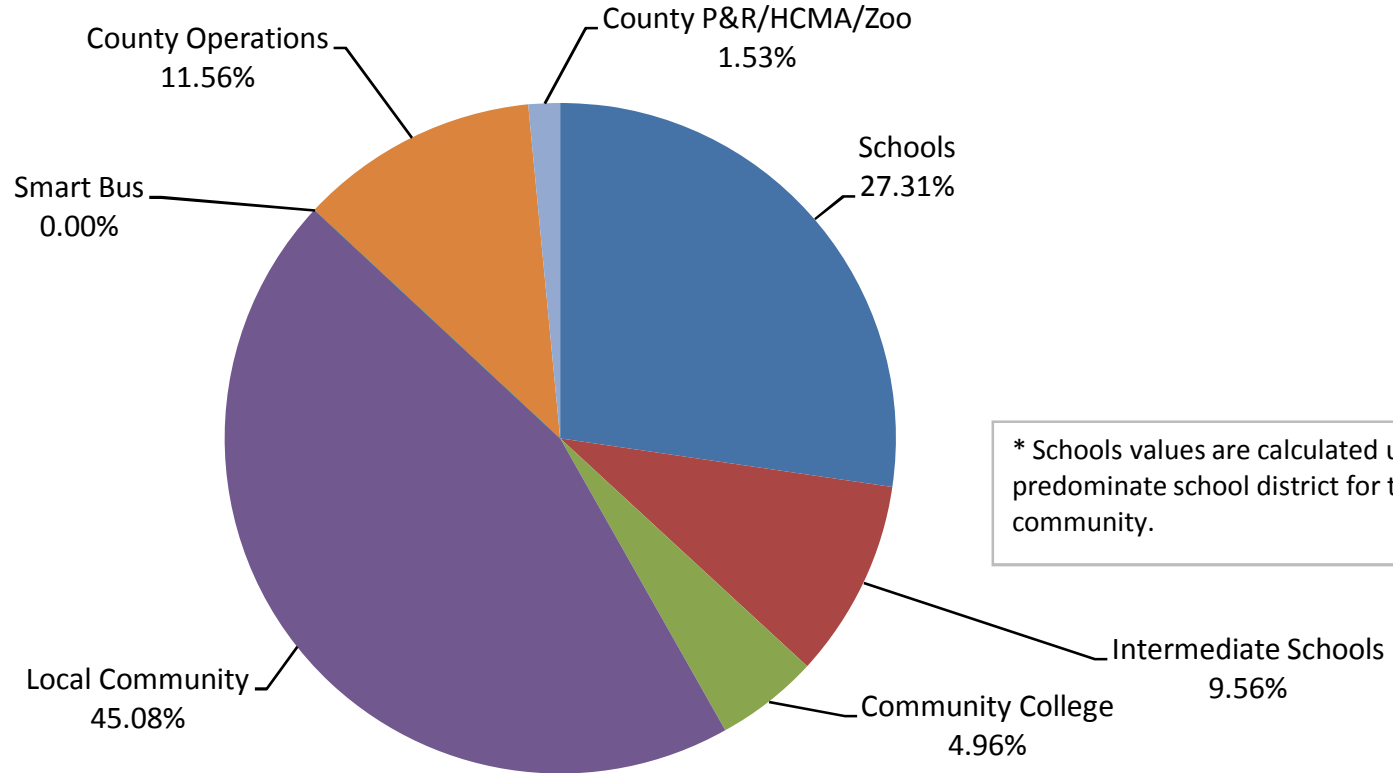
* Schools values are calculated using the predominate school district for the community.

Average
Taxable Value \$129,500

	Schools	Intermediate Schools	Community College	Local Community	Smart Bus	County Operations	County P&R/HCMA/ZOO
<i>Rate</i>	9.9000	3.4643	1.7967	16.3409	0.0000	4.1900	0.5561
<i>Tax Dollars</i>	\$1,282.05	\$448.63	\$232.67	\$2,116.15	\$0.00	\$542.61	\$72.01
<i>Percentage</i>	27.31%	9.56%	4.96%	45.08%	0.00%	11.56%	1.53%

*Northville Schools

City of Northville



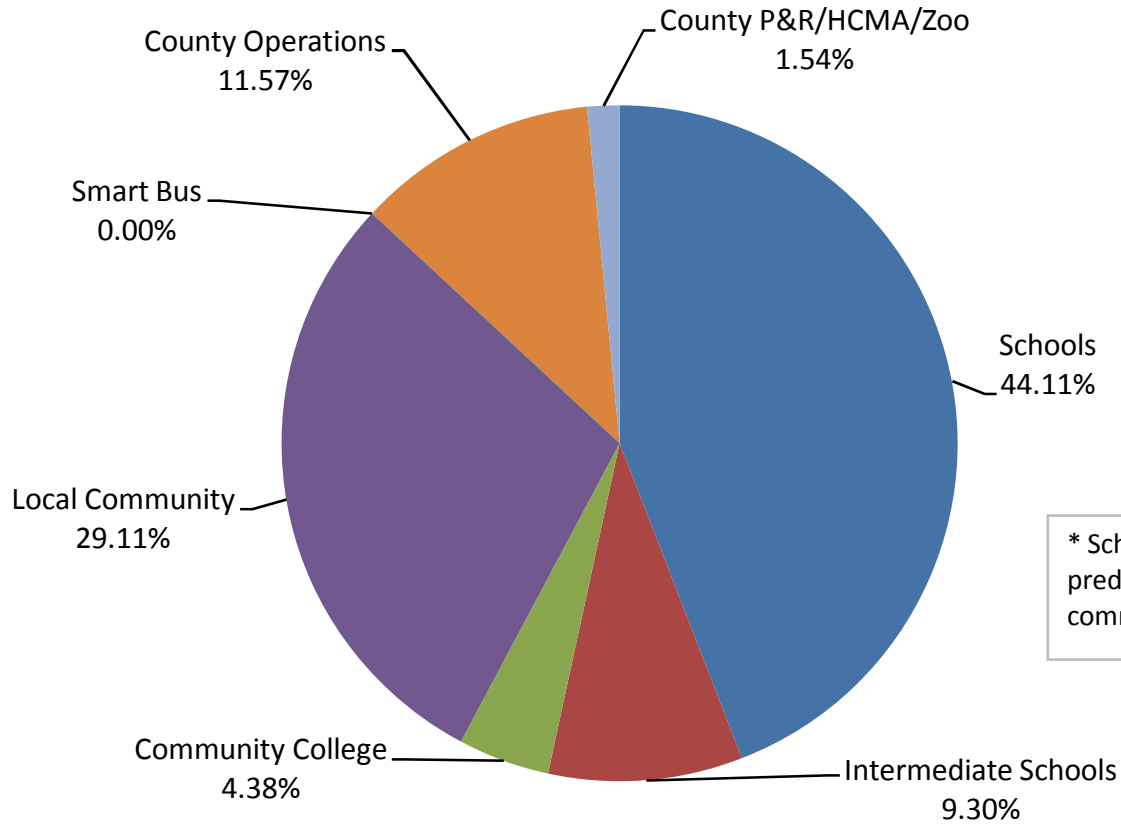
* Schools values are calculated using the predominate school district for the community.

Average
Taxable Value \$135,820

	Schools	Intermediate Schools	Community College	Local Community	Smart Bus	County Operations	County P&R/HCMA/ZOO
<i>Rate</i>	15.9724	3.3690	1.5844	10.5416	0.0000	4.1900	0.5561
<i>Tax Dollars</i>	\$2,169.37	\$457.58	\$215.19	\$1,431.76	\$0.00	\$569.09	\$75.53
<i>Percentage</i>	44.11%	9.30%	4.38%	29.11%	0.00%	11.57%	1.54%

*Novi Schools

City of Novi



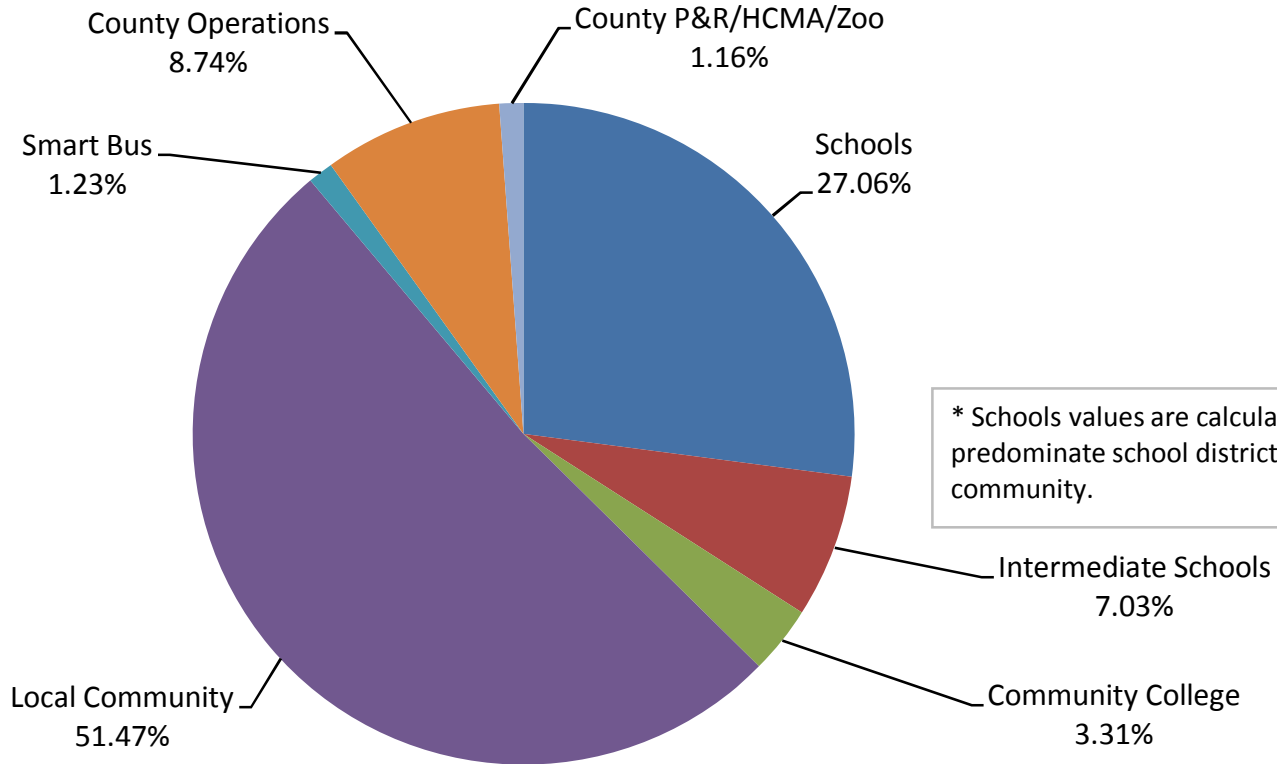
* Schools values are calculated using the predominate school district for the community.

Average
Taxable Value \$67,475

	Schools	Intermediate Schools	Community College	Local Community	Smart Bus	County Operations	County P&R/HCMA/ZOO
<i>Rate</i>	12.9700	3.3690	1.5844	24.6704	0.5900	4.1900	0.5561
<i>Tax Dollars</i>	\$875.15	\$227.32	\$106.91	\$1,664.64	\$39.81	\$282.72	\$37.52
<i>Percentage</i>	27.06%	7.03%	3.31%	51.47%	1.23%	8.74%	1.16%

*Oak Park Schools

City of Oak Park



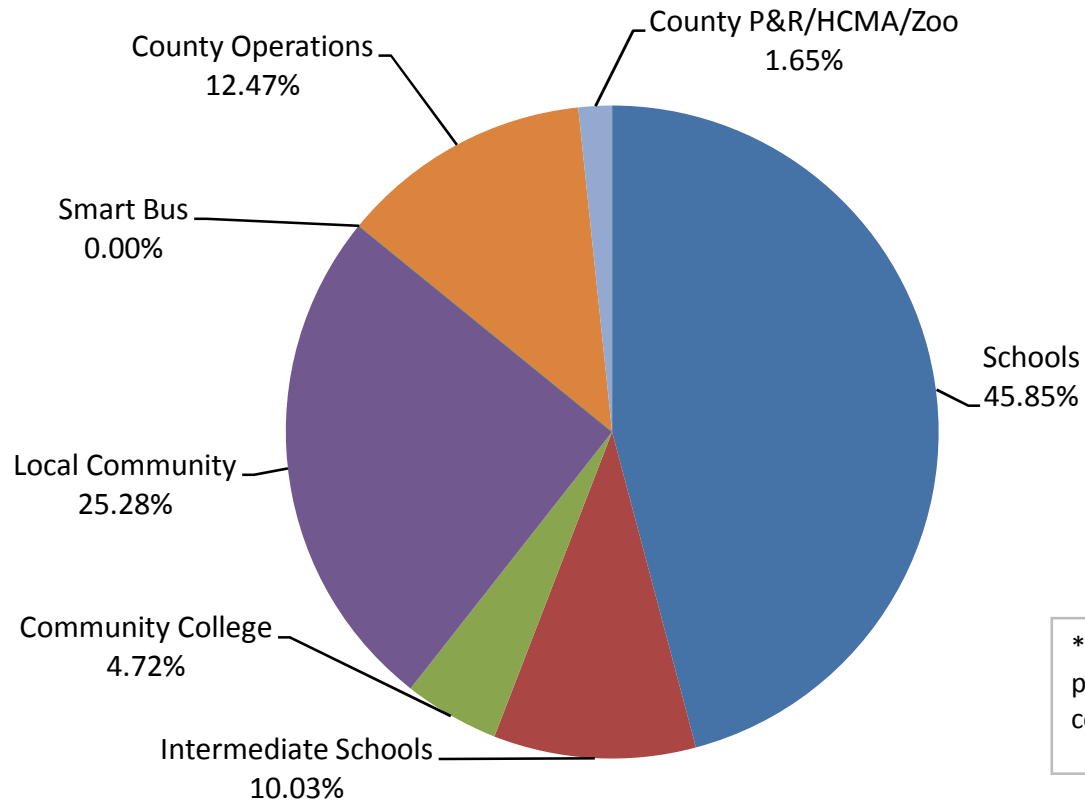
* Schools values are calculated using the predominate school district for the community.

Average
Taxable Value \$286,875

	Schools	Intermediate Schools	Community College	Local Community	Smart Bus	County Operations	County P&R/HCMA/ZOO	
<i>Rate</i>	15.4079		3.3690	1.5844	8.4950	0.0000	4.1900	0.5561
<i>Tax Dollars</i>	\$4,420.14		\$966.48	\$454.52	\$2,437.00	\$0.00	\$1,202.01	\$159.53
<i>Percentage</i>	45.85%		10.03%	4.72%	25.28%	0.00%	12.47%	1.65%

*West Bloomfield Schools

City of Orchard Lake Village



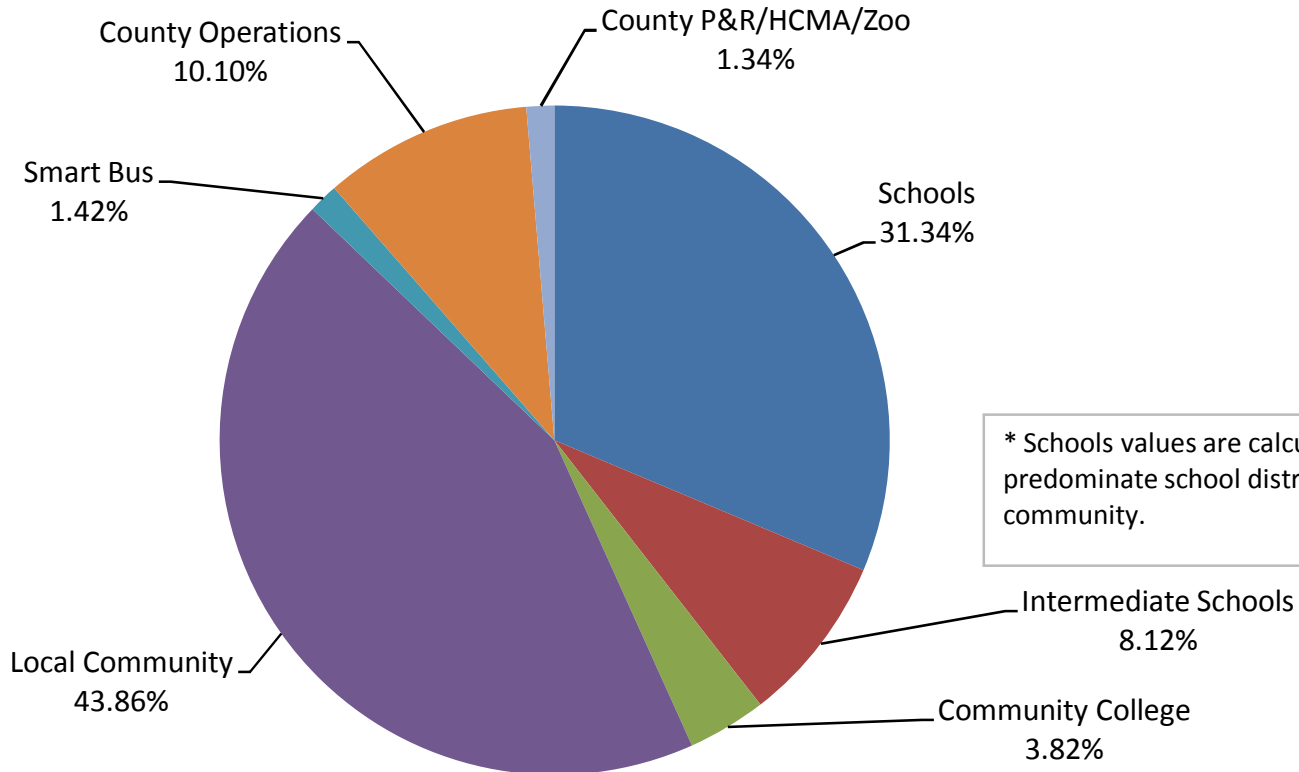
* Schools values are calculated using the predominate school district for the community.

Average
Taxable Value \$121,848

*Ferndale Schools

	Schools	Intermediate Schools	Community College	Local Community	Smart Bus	County Operations	County P&R/HCMA/ZOO
<i>Rate</i>	13.0000	3.3690	1.5844	18.1928	0.5900	4.1900	0.5561
<i>Tax Dollars</i>	\$1,584.02	\$410.51	\$193.06	\$2,216.76	\$71.89	\$510.54	\$67.76
<i>Percentage</i>	31.34%	8.12%	3.82%	43.86%	1.42%	10.10%	1.34%

City of Pleasant Ridge



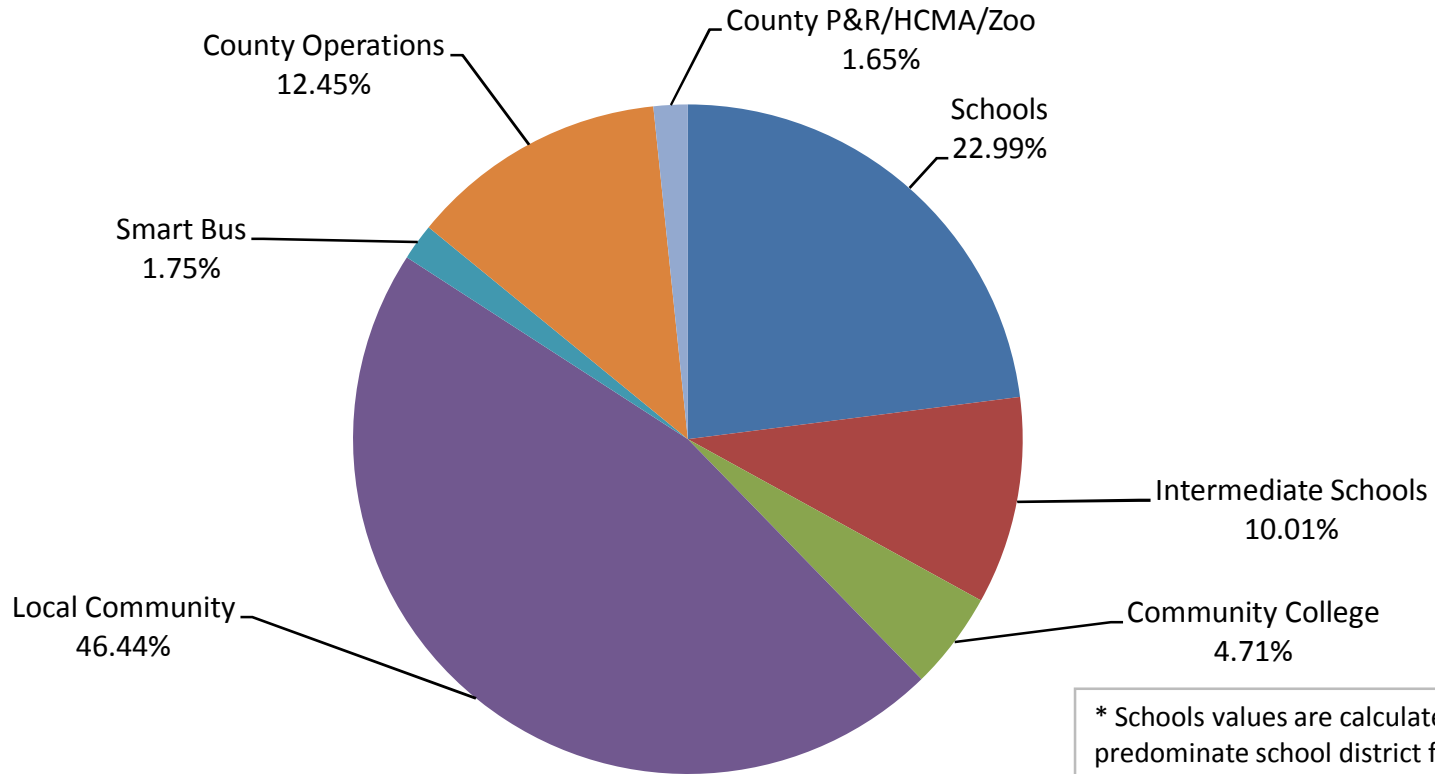
* Schools values are calculated using the predominate school district for the community.

Average
Taxable Value \$48,500

	Schools	Intermediate Schools	Community College	Local Community	Smart Bus	County Operations	County P&R/HCMA/ZOO
<i>Rate</i>	7.7400	3.3690	1.5844	15.6342	0.5900	4.1900	0.5561
<i>Tax Dollars</i>	\$375.39	\$163.40	\$76.84	\$758.26	\$28.62	\$203.22	\$26.97
<i>Percentage</i>	22.99%	10.01%	4.71%	46.44%	1.75%	12.45%	1.65%

*Pontiac Schools

City of Pontiac



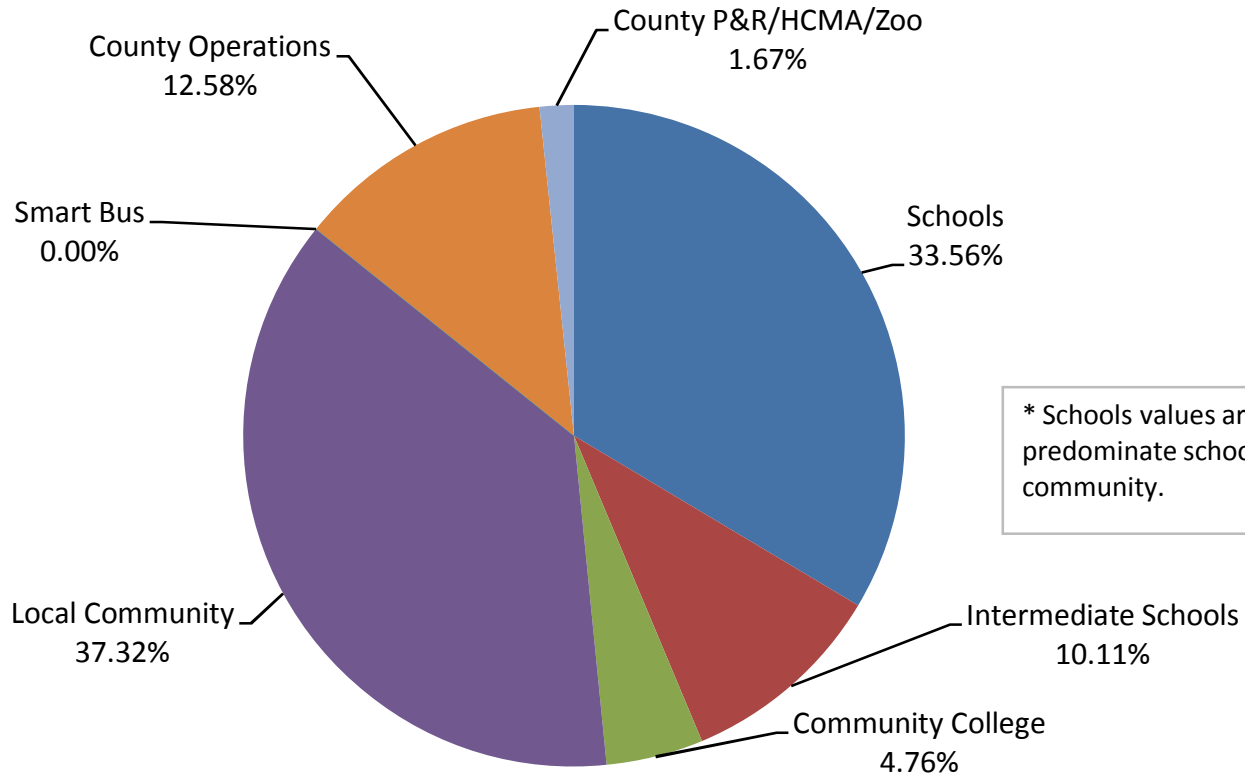
* Schools values are calculated using the predominate school district for the community.

Average
Taxable Value \$151,781

	Schools	Intermediate Schools	Community College	Local Community	Smart Bus	County Operations	County P&R/HCMA/ZOO
<i>Rate</i>	11.1800	3.3690	1.5844	12.4304	0.0000	4.1900	0.5561
<i>Tax Dollars</i>	\$1,696.91	\$511.35	\$240.48	\$1,886.70	\$0.00	\$635.96	\$84.41
<i>Percentage</i>	33.56%	10.11%	4.76%	37.32%	0.00%	12.58%	1.67%

*Rochester Schools

City of Rochester



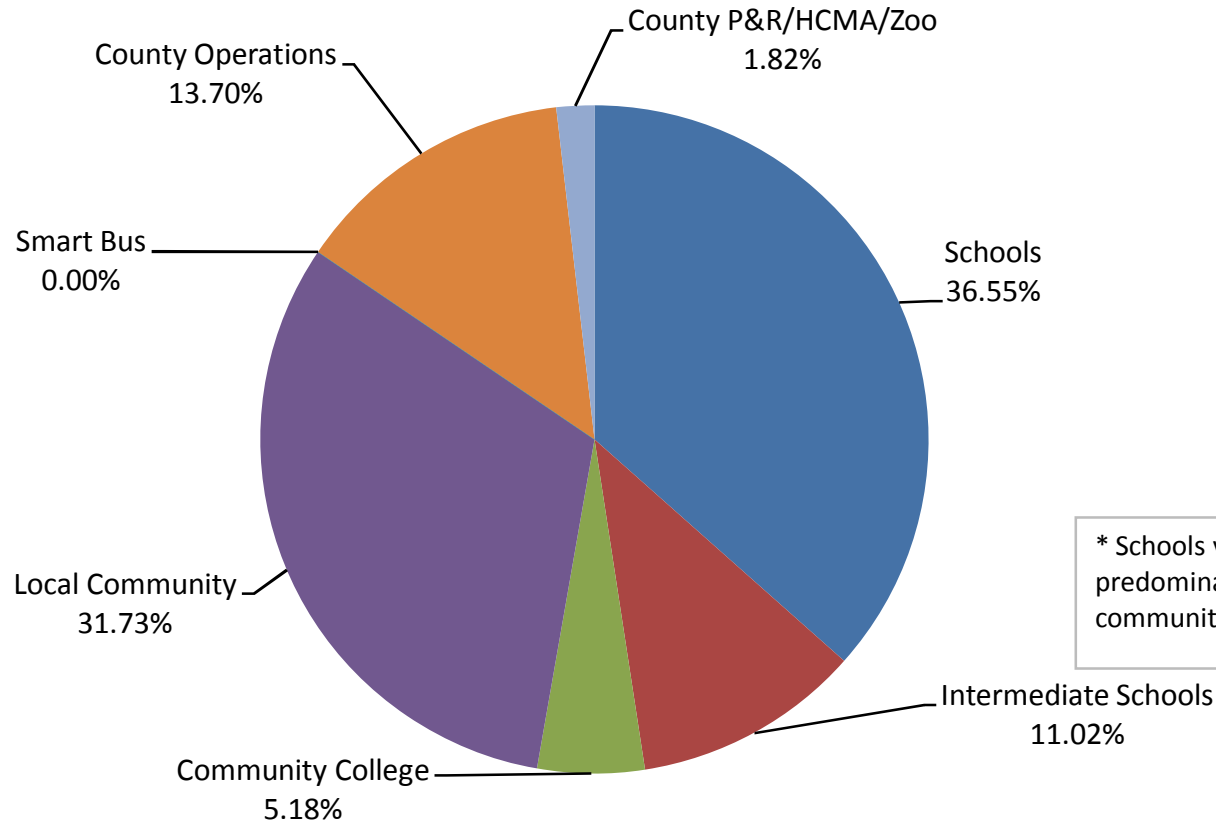
* Schools values are calculated using the predominate school district for the community.

Average
Taxable Value \$125,000

	Schools	Intermediate Schools	Community College	Local Community	Smart Bus	County Operations	County P&R/HCMA/ZOO
<i>Rate</i>	11.1800	3.3690	1.5844	9.7060	0.0000	4.1900	0.5561
<i>Tax Dollars</i>	\$1,397.50	\$421.13	\$198.05	\$1,213.25	\$0.00	\$523.75	\$69.51
<i>Percentage</i>	36.55%	11.02%	5.18%	31.73%	0.00%	13.70%	1.82%

*Rochester Schools

City of Rochester Hills



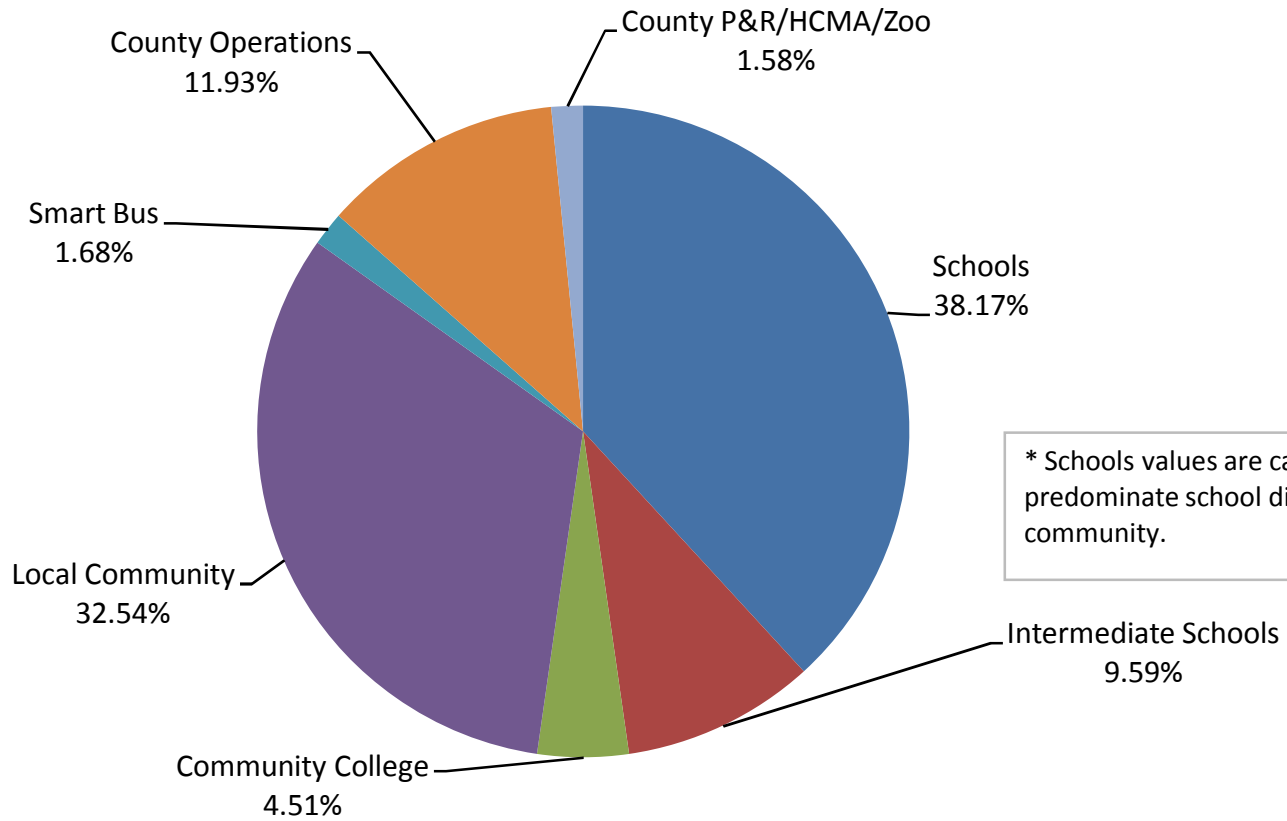
* Schools values are calculated using the predominate school district for the community.

Average
Taxable Value \$87,500

	Schools	Intermediate Schools	Community College	Local Community	Smart Bus	County Operations	County P&R/HCMA/ZOO
<i>Rate</i>	13.4095	3.3690	1.5844	11.4333	0.5900	4.1900	0.5561
<i>Tax Dollars</i>	\$1,173.33	\$294.79	\$138.64	\$1,000.41	\$51.63	\$366.63	\$48.66
<i>Percentage</i>	38.17%	9.59%	4.51%	32.54%	1.68%	11.93%	1.58%

*Royal Oak Schools

City of Royal Oak



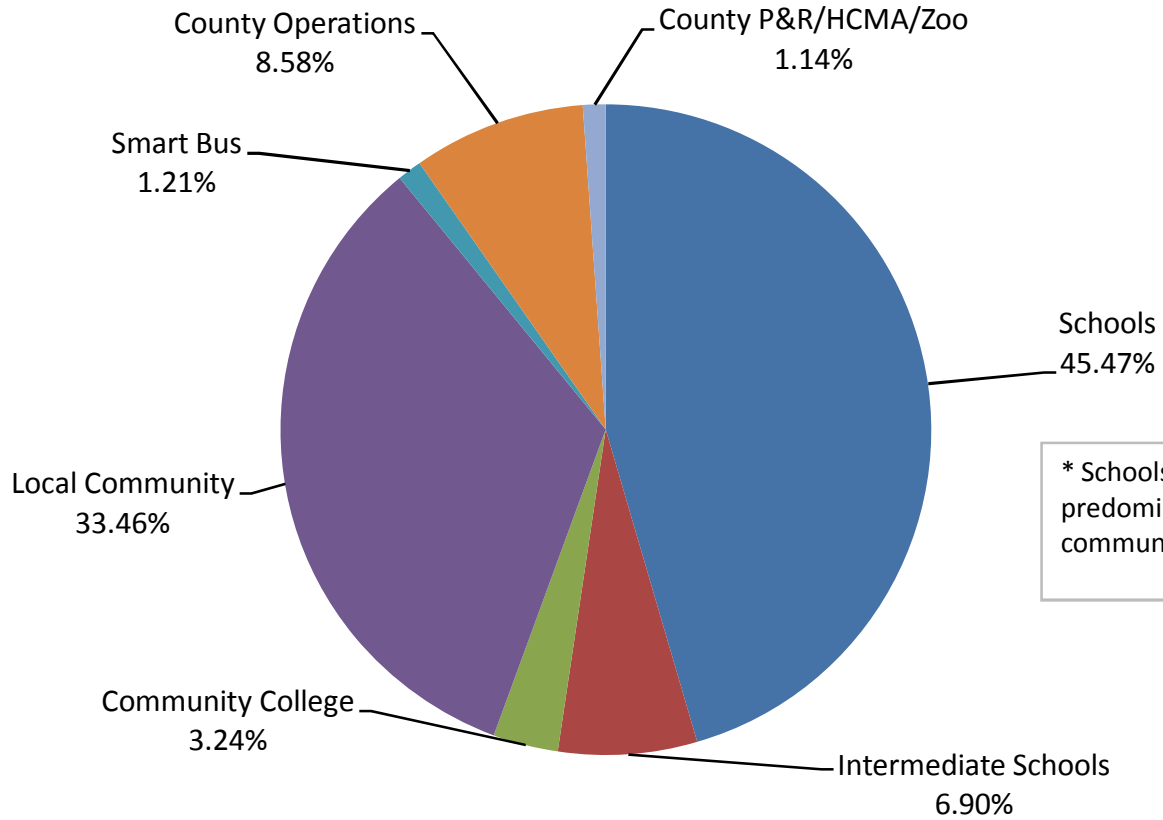
* Schools values are calculated using the predominate school district for the community.

Average
Taxable Value \$79,000

	Schools	Intermediate Schools	Community College	Local Community	Smart Bus	County Operations	County P&R/HCMA/ZOO
<i>Rate</i>	22.2043	3.3690	1.5844	16.3428	0.5900	4.1900	0.5561
<i>Tax Dollars</i>	\$1,754.14	\$266.15	\$125.17	\$1,291.08	\$46.61	\$331.01	\$43.93
<i>Percentage</i>	45.47%	6.90%	3.24%	33.46%	1.21%	8.58%	1.14%

*Southfield Schools

City of Southfield



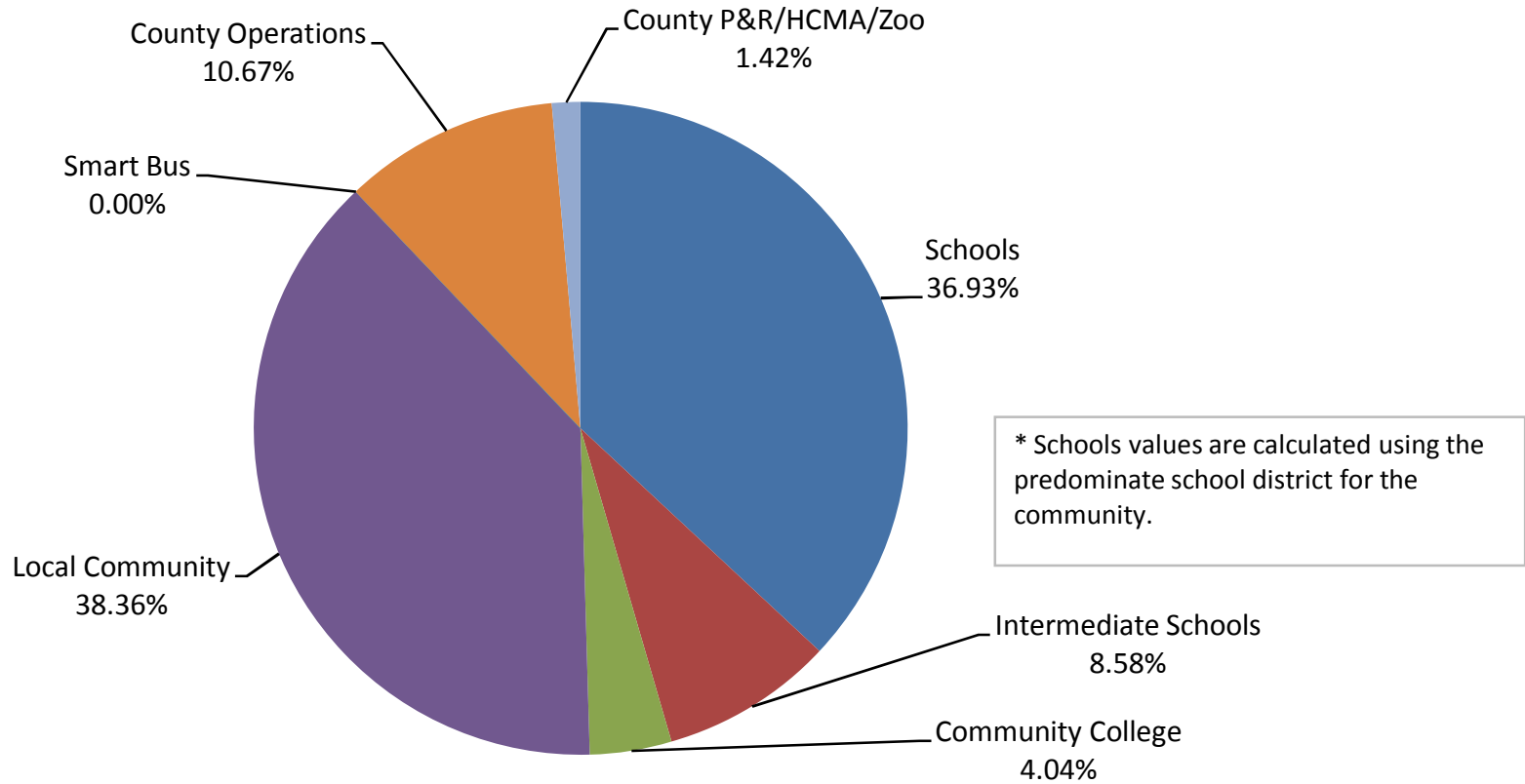
* Schools values are calculated using the predominate school district for the community.

Average
Taxable Value \$89,000

	Schools	Intermediate Schools	Community College	Local Community	Smart Bus	County Operations	County P&R/HCMA/ZOO
<i>Rate</i>	14.5000	3.3690	1.5844	15.0601	0.0000	4.1900	0.5561
<i>Tax Dollars</i>	\$1,290.50	\$299.84	\$141.01	\$1,340.35	\$0.00	\$372.91	\$49.49
<i>Percentage</i>	36.93%	8.58%	4.04%	38.36%	0.00%	10.67%	1.42%

*South Lyon Schools

City of South Lyon

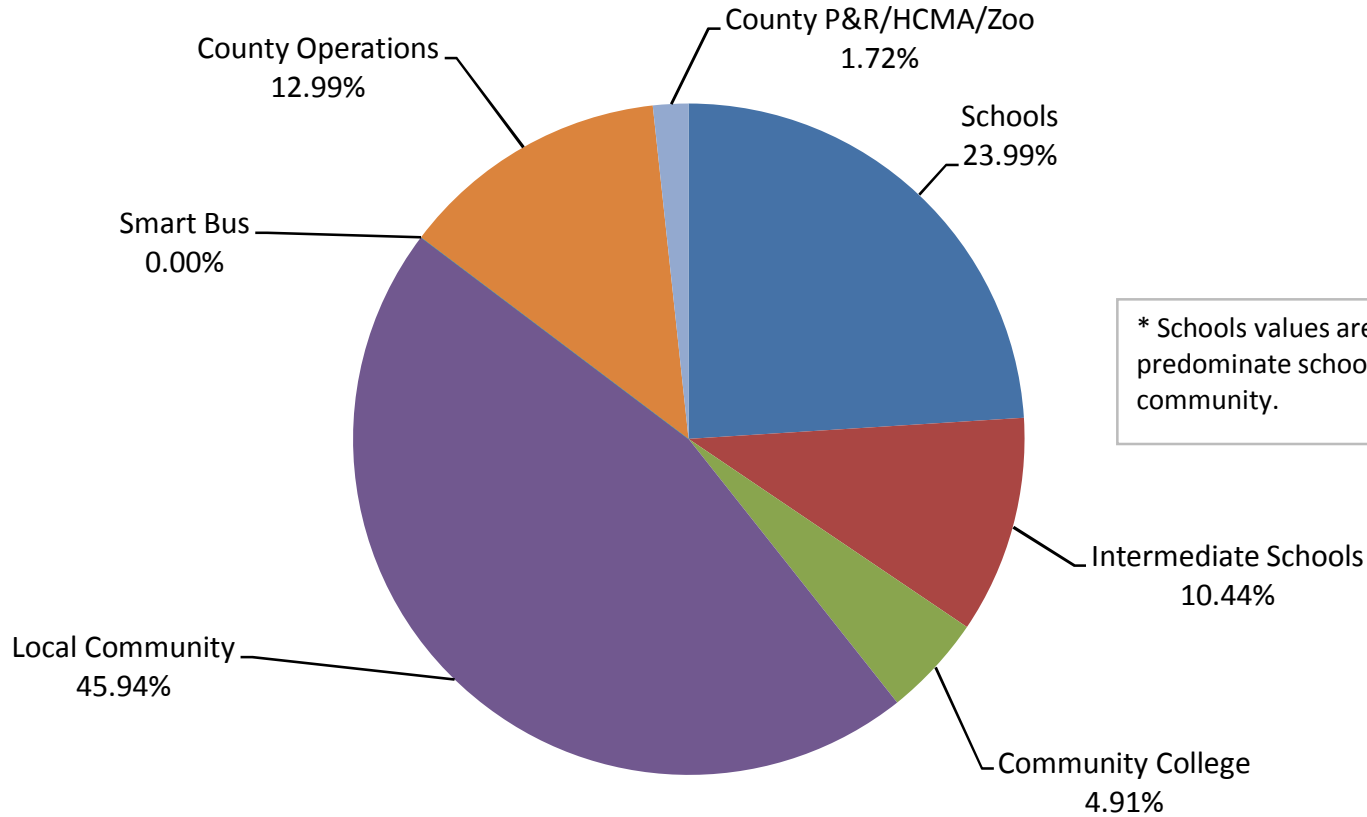


Average Taxable Value \$105,875

	Schools	Intermediate Schools	Community College	Local Community	Smart Bus	County Operations	County P&R/HCMA/ZOO
<i>Rate</i>	7.7400	3.3690	1.5844	14.8179	0.0000	4.1900	0.5561
<i>Tax Dollars</i>	\$819.47	\$356.69	\$167.75	\$1,568.85	\$0.00	\$443.62	\$58.88
<i>Percentage</i>	23.99%	10.44%	4.91%	45.94%	0.00%	12.99%	1.72%

*Pontiac Schools

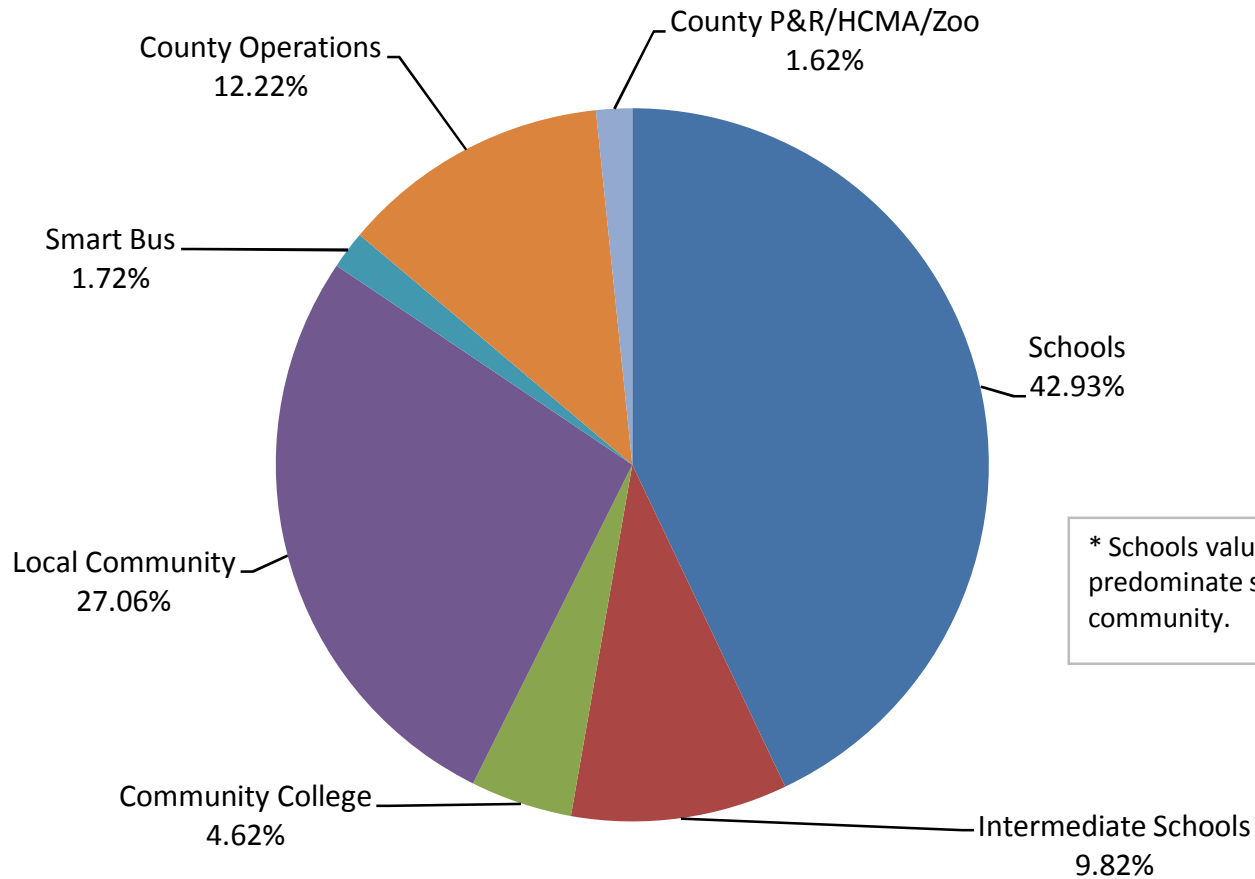
City of Sylvan Lake



* Schools values are calculated using the predominate school district for the community.

	Schools	Intermediate Schools	Community College	Local Community	Smart Bus	County Operations	County P&R/HCMA/ZOO
Average Taxable Value	\$120,000						
Rate	14.7229	3.3690	1.5844	9.2800	0.5900	4.1900	0.5561
Tax Dollars	\$1,766.75	\$404.28	\$190.13	\$1,113.60	\$70.80	\$502.80	\$66.73
*Troy Schools Percentage	42.93%	9.82%	4.62%	27.06%	1.72%	12.22%	1.62%

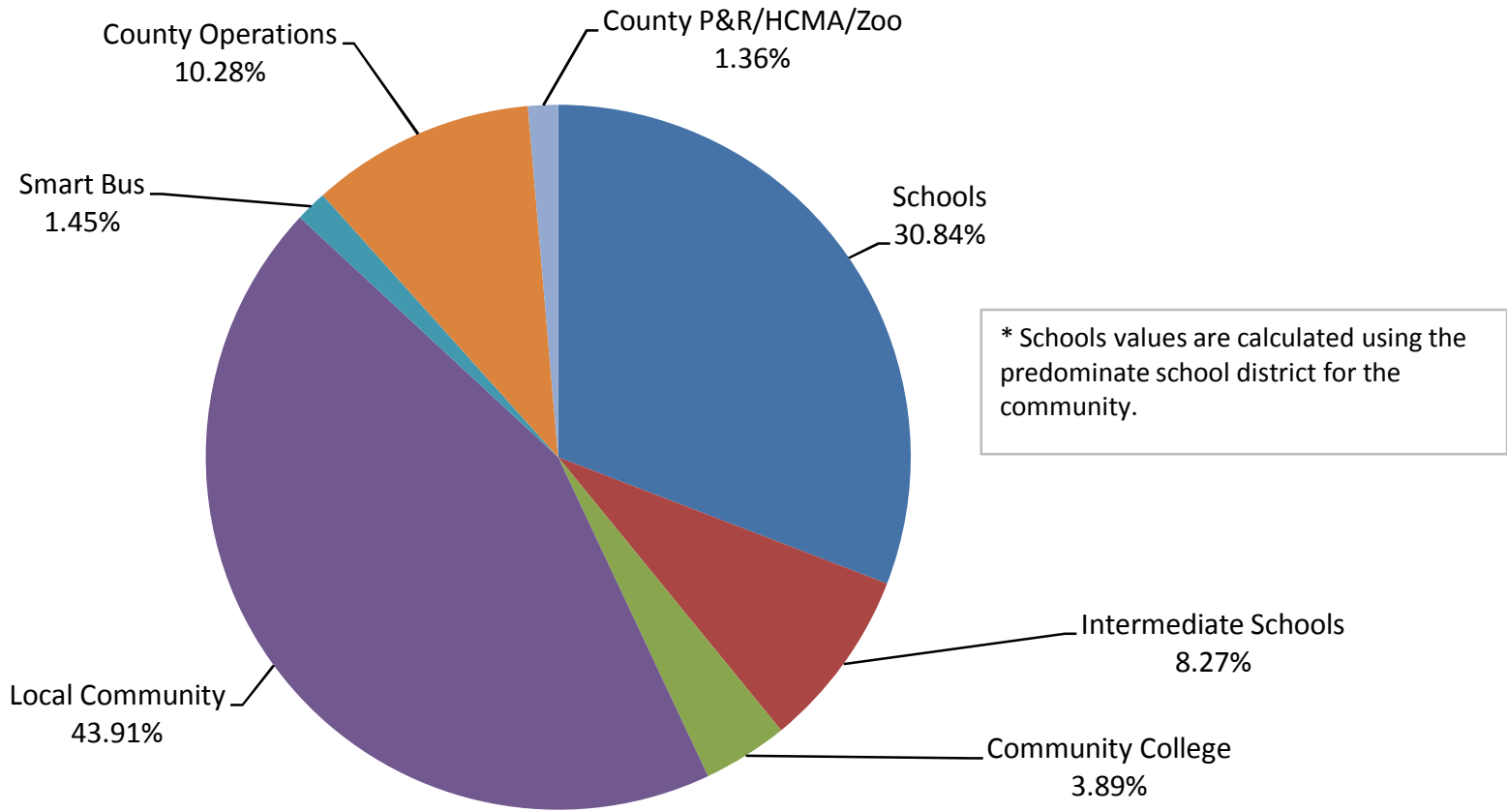
City of Troy



* Schools values are calculated using the predominate school district for the community.

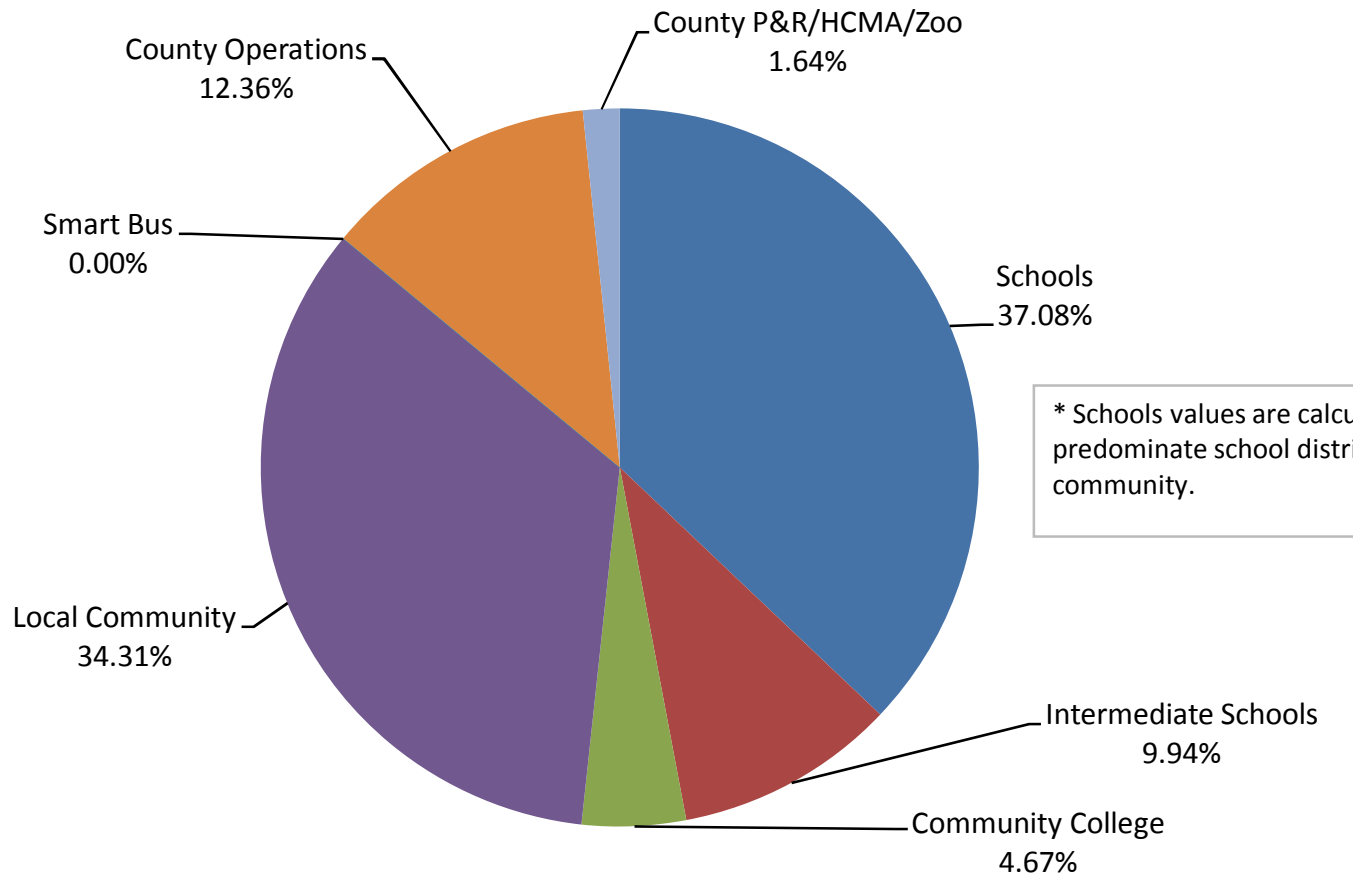
	Schools	Intermediate Schools	Community College	Local Community	Smart Bus	County Operations	County P&R/HCMA/ZOO	
Average Taxable Value	\$71,250							
Rate	12.5722	3.3690	1.5844	17.8991	0.5900	4.1900	0.5561	
Tax Dollars	\$895.77	\$240.04	\$112.89	\$1,275.31	\$42.04	\$298.54	\$39.62	
*Walled Lake Schools	Percentage	30.84%	8.27%	3.89%	43.91%	1.45%	10.28%	1.36%

City of Walled Lake



	Schools	Intermediate Schools	Community College	Local Community	Smart Bus	County Operations	County P&R/HCMA/ZOO	
Average Taxable Value	\$112,500							
Rate	12.5722	3.3690	1.5844	11.6314	0.0000	4.1900	0.5561	
Tax Dollars	\$1,414.37	\$379.01	\$178.25	\$1,308.53	\$0.00	\$471.38	\$62.56	
*Walled Lake Schools	Percentage	37.08%	9.94%	4.67%	34.31%	0.00%	12.36%	1.64%

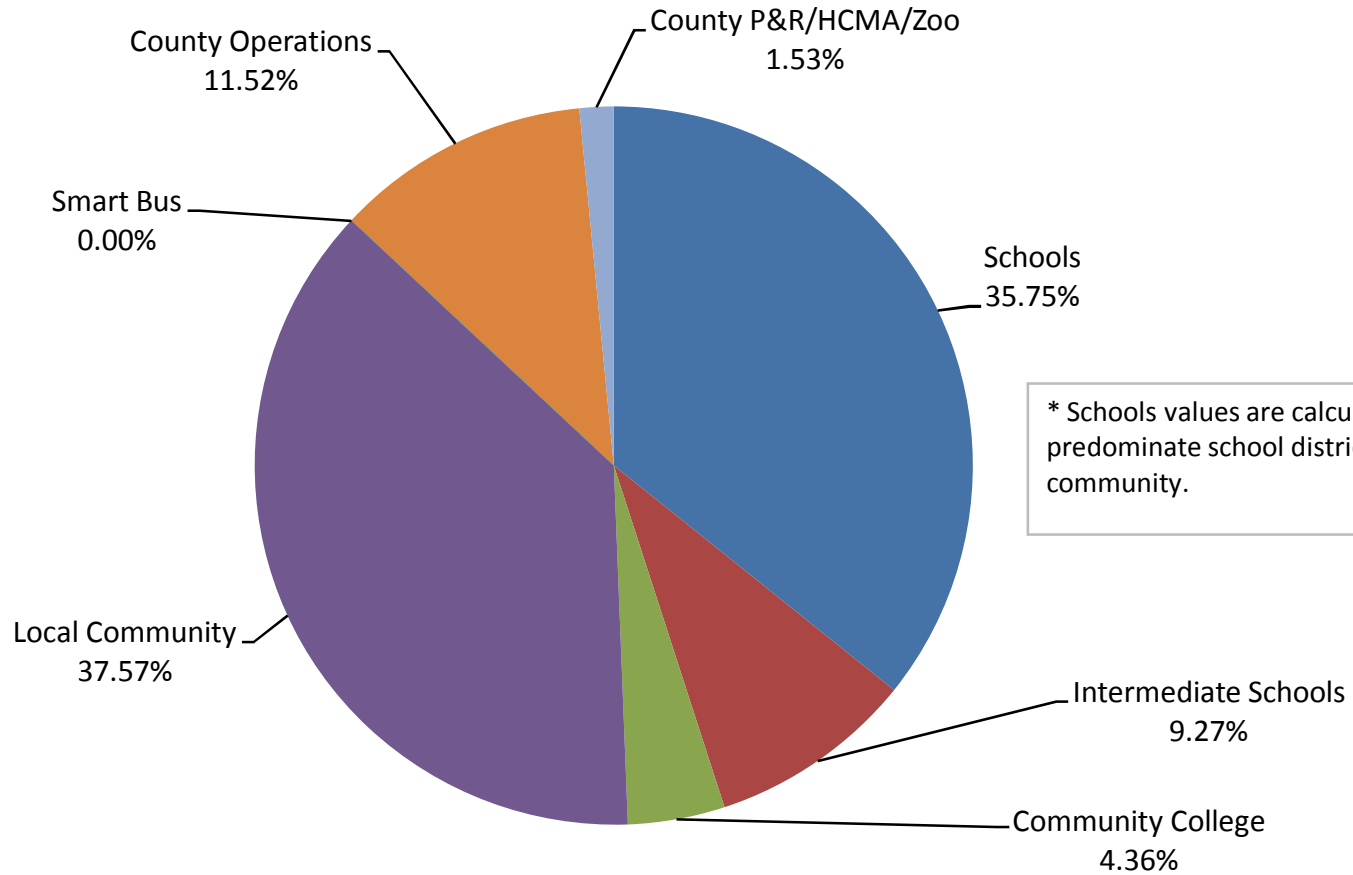
City of Wixom



* Schools values are calculated using the predominate school district for the community.

	Schools	Intermediate Schools	Community College	Local Community	Smart Bus	County Operations	County P&R/HCMA/ZOO	
Average Taxable Value	\$57,500							
Rate	13.0000	3.3690	1.5844	13.6591	0.0000	4.1900	0.5561	
Tax Dollars	\$747.50	\$193.72	\$91.10	\$785.40	\$0.00	\$240.93	\$31.98	
*Oxford Schools	Percentage	35.75%	9.27%	4.36%	37.57%	0.00%	11.52%	1.53%

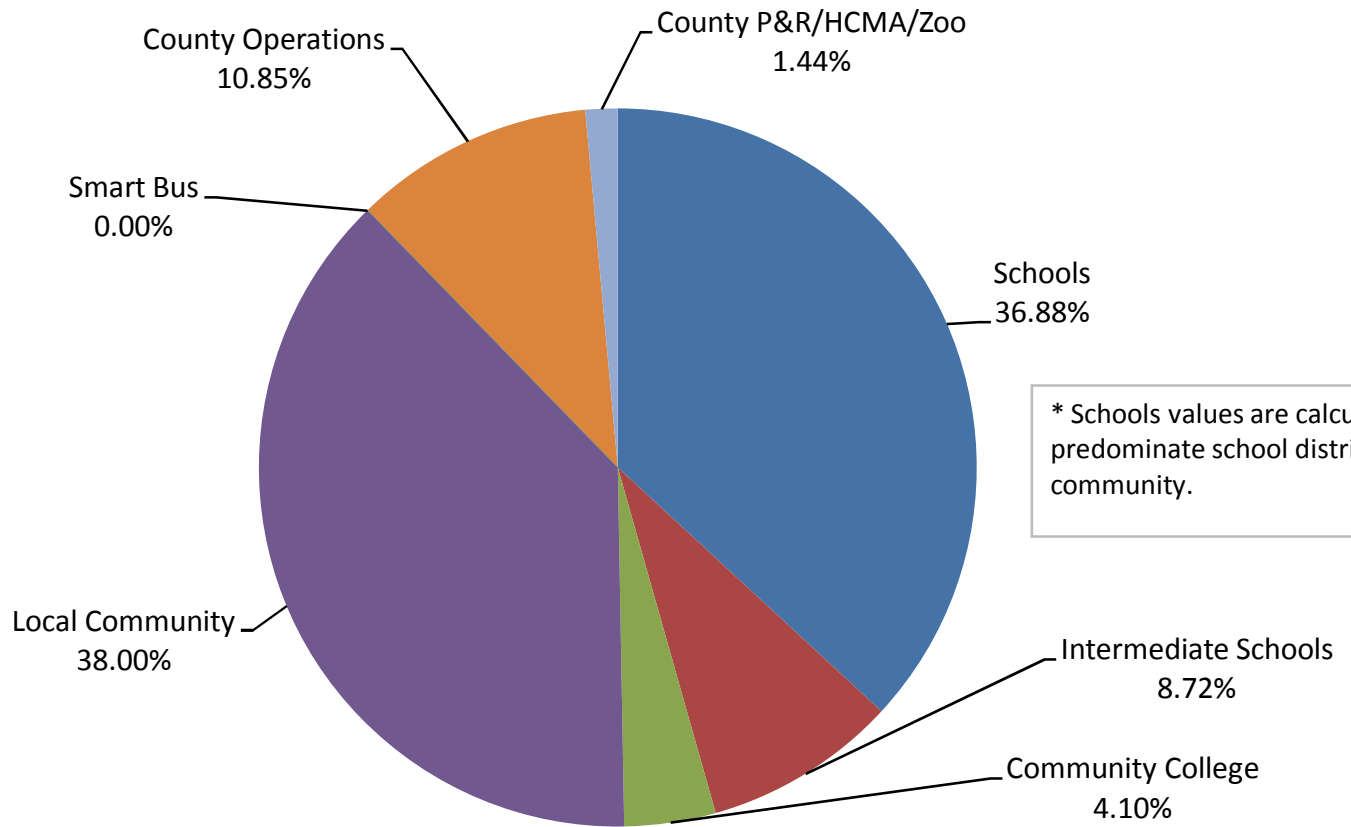
Village of Leonard



* Schools values are calculated using the predominate school district for the community.

	Schools	Intermediate Schools	Community College	Local Community	Smart Bus	County Operations	County P&R/HCMA/ZOO	
Average Taxable Value	\$81,725							
Rate	14.2400	3.3690	1.5844	14.6739	0.0000	4.1900	0.5561	
Tax Dollars	\$1,163.76	\$275.33	\$129.49	\$1,199.22	\$0.00	\$342.43	\$45.45	
*Brandon Schools Percentage	36.88%	8.72%	4.10%	38.00%	0.00%	10.85%	1.44%	

Village of Ortonville



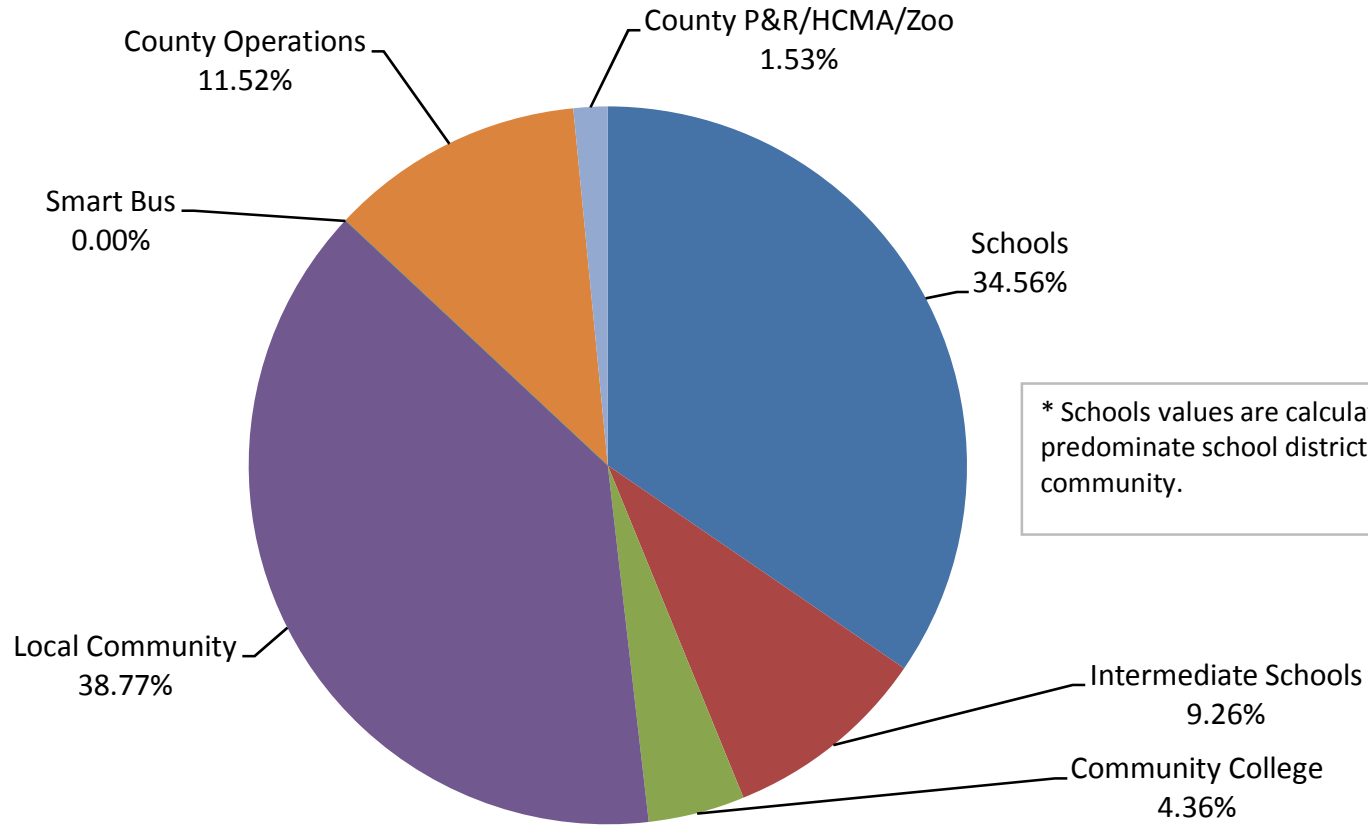
* Schools values are calculated using the predominate school district for the community.

Average
Taxable Value \$84,500

	Schools	Intermediate Schools	Community College	Local Community	Smart Bus	County Operations	County P&R/HCMA/ZOO	
<i>Rate</i>	12.5722	3.3690	1.5844	14.1036	0.0000	4.1900	0.5561	
<i>Tax Dollars</i>	\$1,062.35	\$284.68	\$133.88	\$1,191.75	\$0.00	\$354.06	\$46.99	
<i>Percentage</i>	34.56%	9.26%	4.36%	38.77%	0.00%	11.52%	1.53%	

*Walled Lake Schools

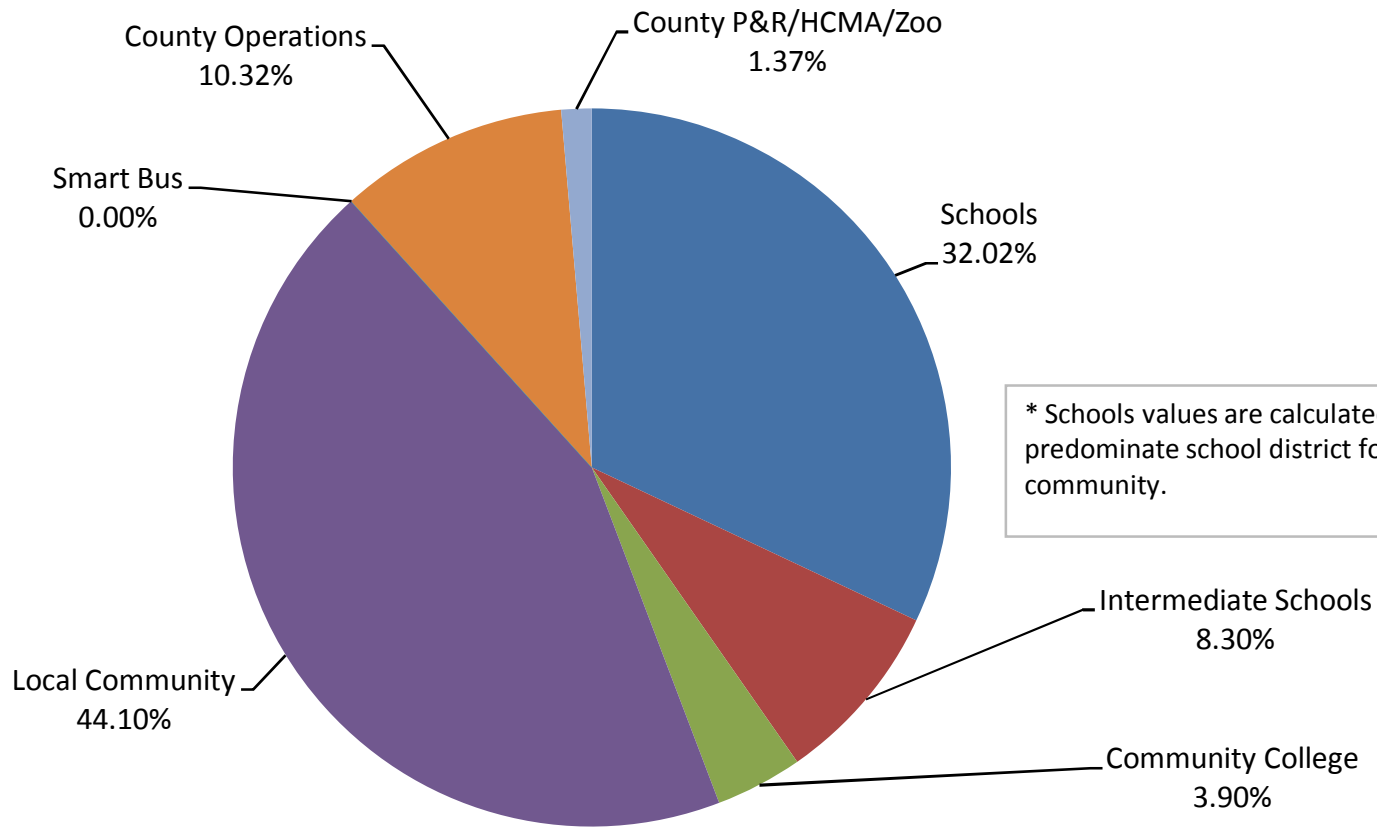
Village of Wolverine Lake



* Schools values are calculated using the predominate school district for the community.

	Schools	Intermediate Schools	Community College	Local Community	Smart Bus	County Operations	County P&R/HCMA/ZOO
Average Taxable Value	\$69,500						
Rate	13.0000	3.3690	1.5844	17.9064	0.0000	4.1900	0.5561
Tax Dollars	\$903.50	\$234.15	\$110.12	\$1,244.49	\$0.00	\$291.21	\$38.65
*Holly Schools Percentage	32.02%	8.30%	3.90%	44.10%	0.00%	10.32%	1.37%

Village of Holly



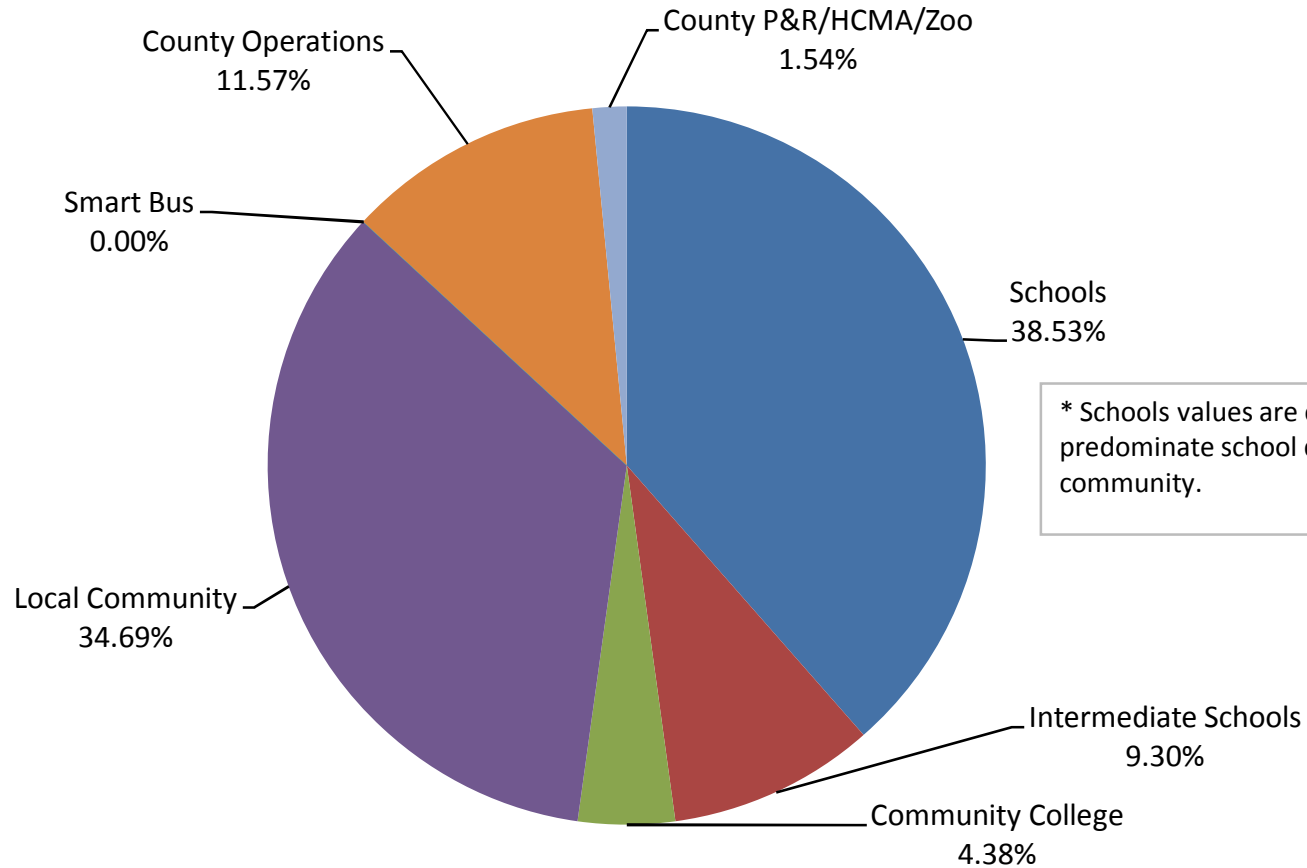
* Schools values are calculated using the predominate school district for the community.

Average
Taxable Value \$97,875

	Schools	Intermediate Schools	Community College	Local Community	Smart Bus	County Operations	County P&R/HCMA/ZOO	
<i>Rate</i>	13.9513		3.3690	1.5844	12.5624	0.0000	4.1900	0.5561
<i>Tax Dollars</i>	\$1,365.48		\$329.74	\$155.07	\$1,229.54	\$0.00	\$410.10	\$54.43
<i>Percentage</i>	38.53%		9.30%	4.38%	34.69%	0.00%	11.57%	1.54%

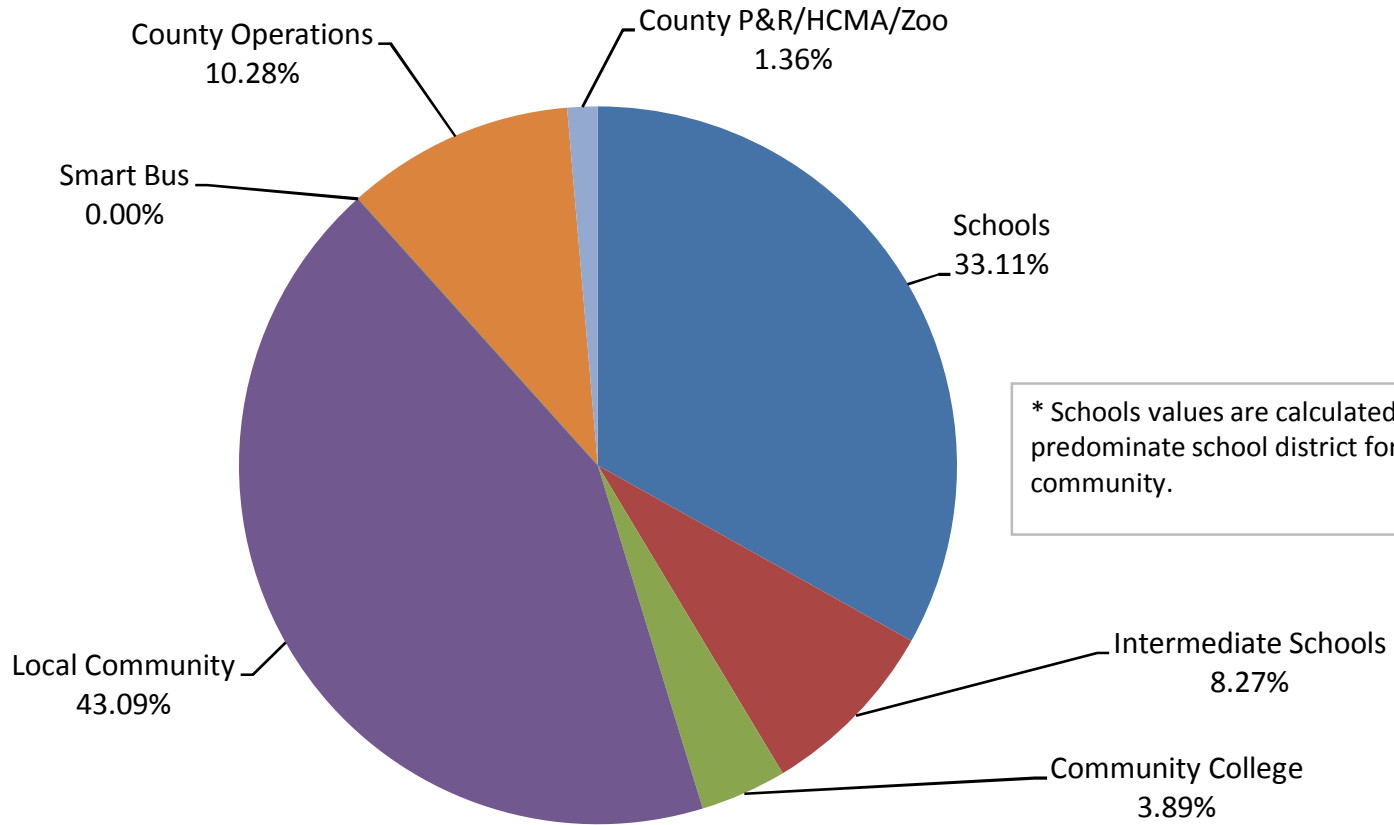
*Huron Valley Schools

Village of Milford



	Schools	Intermediate Schools	Community College	Local Community	Smart Bus	County Operations	County P&R/HCMA/ZOO	
Average Taxable Value	\$89,950							
Rate	13.4910	3.3690	1.5844	17.5588	0.0000	4.1900	0.5561	
Tax Dollars	\$1,213.52	\$303.04	\$142.52	\$1,579.41	\$0.00	\$376.89	\$50.02	
*Lake Orion Schools	Percentage	33.11%	8.27%	3.89%	43.09%	0.00%	10.28%	1.36%

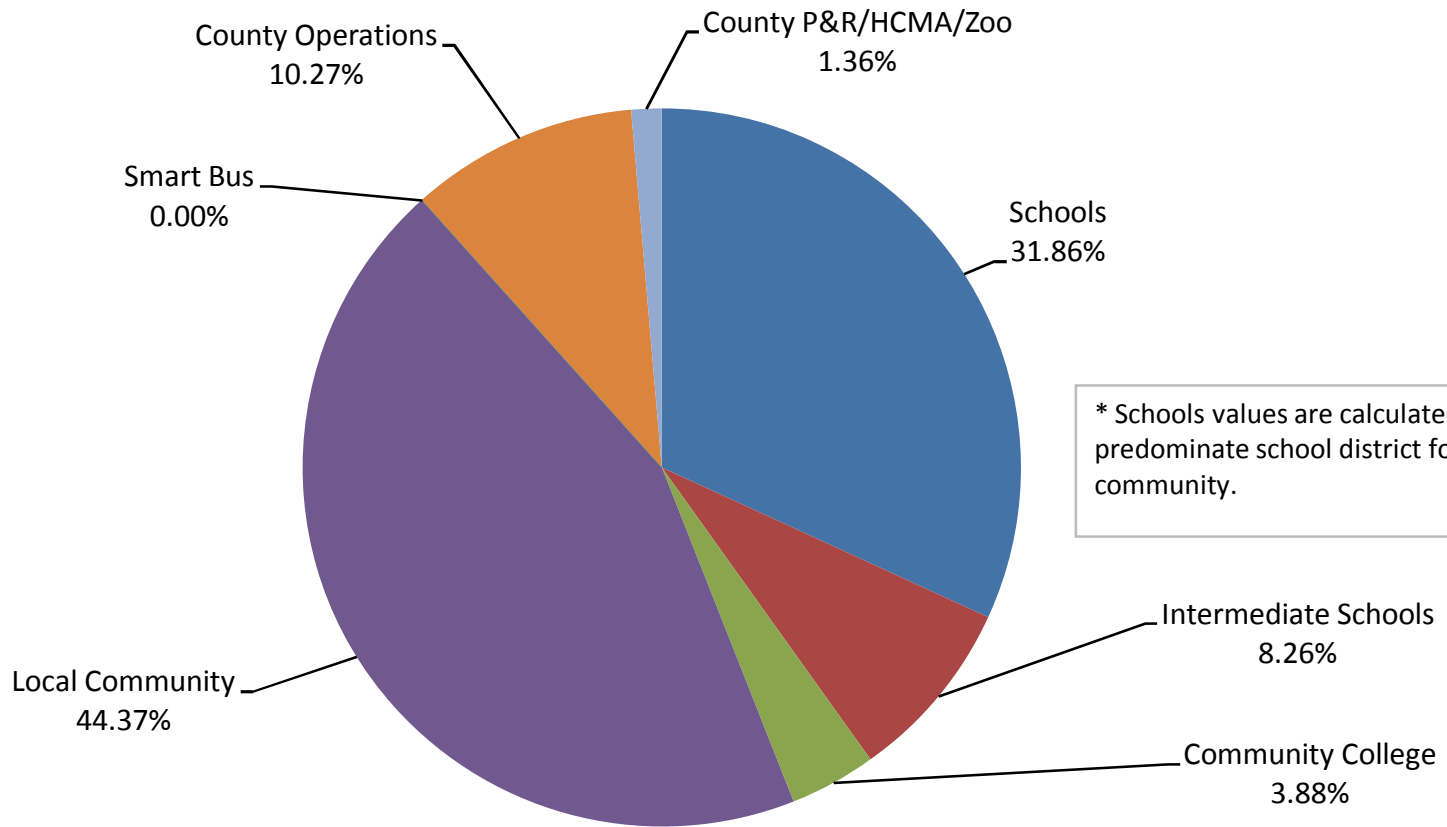
Village of Lake Orion



* Schools values are calculated using the predominate school district for the community.

	Schools	Intermediate Schools	Community College	Local Community	Smart Bus	County Operations	County P&R/HCMA/ZOO
Average Taxable Value	\$100,000						
Rate	13.0000	3.3690	1.5844	18.1020	0.0000	4.1900	0.5561
Tax Dollars	\$1,300.00	\$336.90	\$158.44	\$1,810.20	\$0.00	\$419.00	\$55.61
*Oxford Schools Percentage	31.86%	8.26%	3.88%	44.37%	0.00%	10.27%	1.36%

Village of Oxford



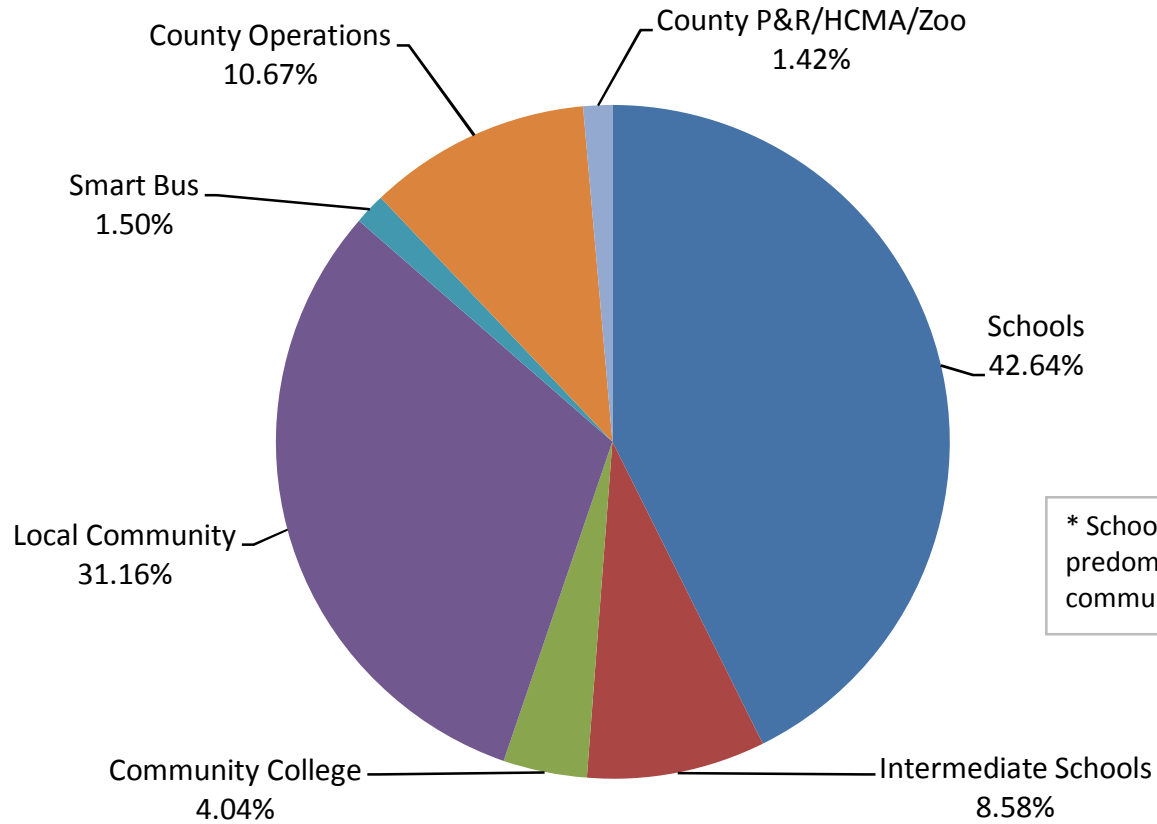
* Schools values are calculated using the predominate school district for the community.

Average
Taxable Value \$142,500

	Schools	Intermediate Schools	Community College	Local Community	Smart Bus	County Operations	County P&R/HCMA/ZOO
<i>Rate</i>	16.7420	3.3690	1.5844	12.2329	0.5900	4.1900	0.5561
<i>Tax Dollars</i>	\$2,385.74	\$480.08	\$225.78	\$1,743.19	\$84.08	\$597.08	\$79.24
<i>Percentage</i>	42.64%	8.58%	4.04%	31.16%	1.50%	10.67%	1.42%

*Birmingham Schools

Village of Beverly Hills



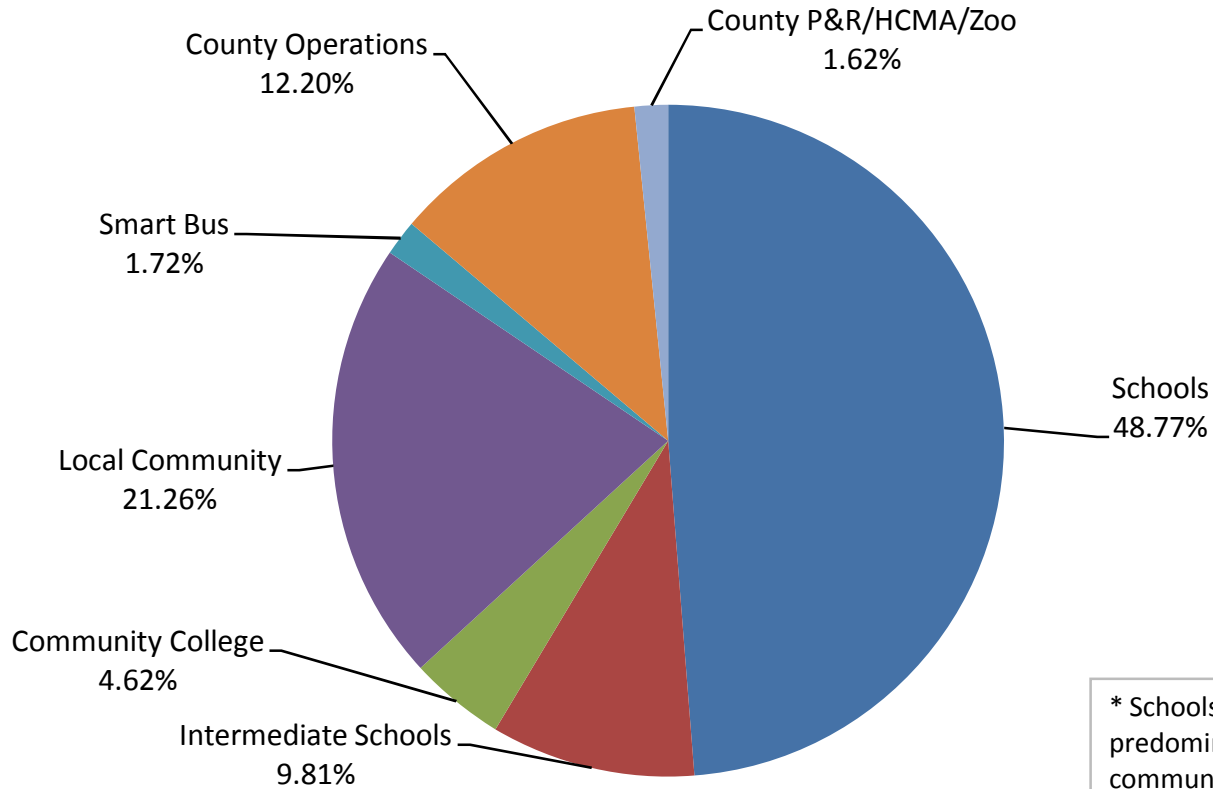
* Schools values are calculated using the predominate school district for the community.

Average
Taxable Value \$201,250

	Schools	Intermediate Schools	Community College	Local Community	Smart Bus	County Operations	County P&R/HCMA/ZOO	
<i>Rate</i>	16.7420		3.3690	1.5844	7.3000	0.5900	4.1900	0.5561
<i>Tax Dollars</i>	\$3,369.33		\$678.01	\$318.86	\$1,469.13	\$118.74	\$843.24	\$111.92
<i>Percentage</i>	48.77%		9.81%	4.62%	21.26%	1.72%	12.20%	1.62%

*Birmingham Schools

Village of Bingham Farms



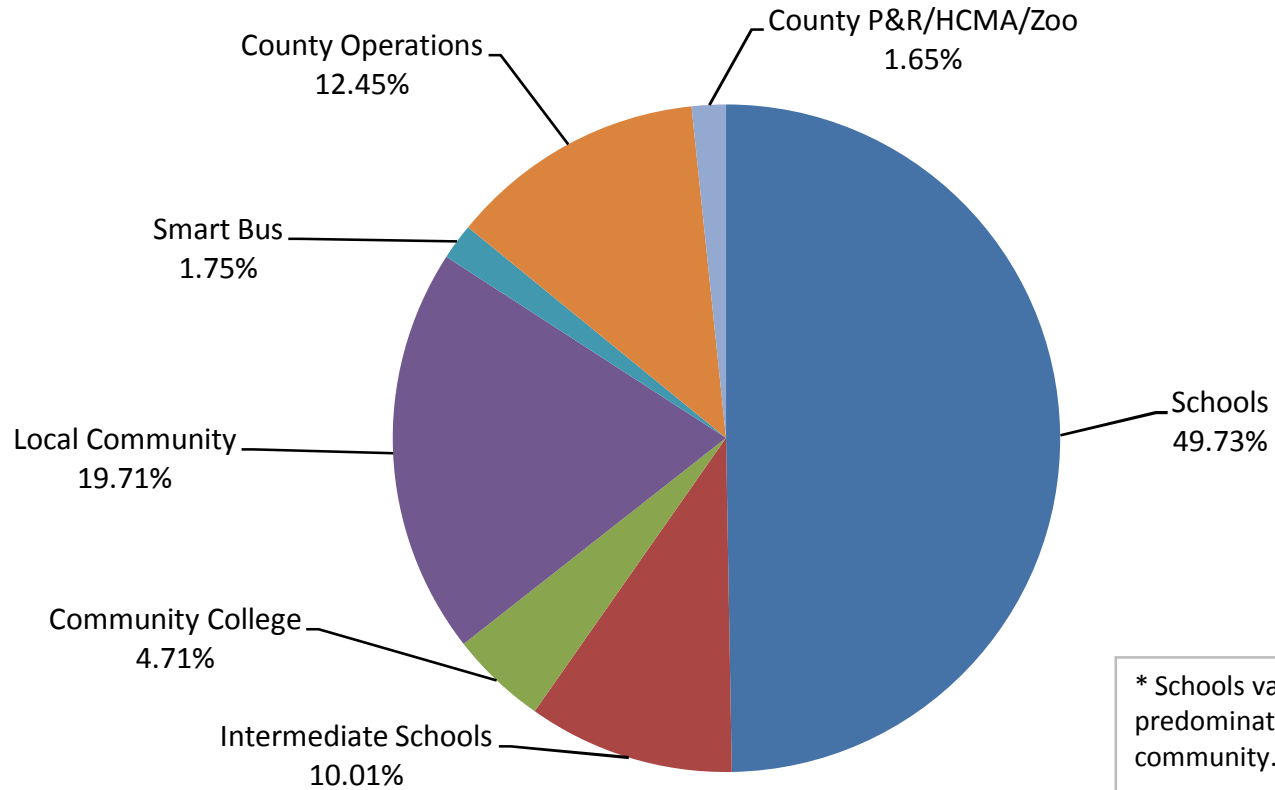
* Schools values are calculated using the predominate school district for the community.

Average
Taxable Value \$305,000

	Schools	Intermediate Schools	Community College	Local Community	Smart Bus	County Operations	County P&R/HCMA/ZOO
<i>Rate</i>	16.7420	3.3690	1.5844	6.6349	0.5900	4.1900	0.5561
<i>Tax Dollars</i>	\$5,106.31	\$1,027.55	\$483.24	\$2,023.64	\$179.95	\$1,277.95	\$169.61
<i>Percentage</i>	49.73%	10.01%	4.71%	19.71%	1.75%	12.45%	1.65%

*Birmingham Schools

Village of Franklin



* Schools values are calculated using the predominate school district for the community.