

Average Principal Residence Tax Bill By Community

2010 Rates

Oakland County
Michigan™

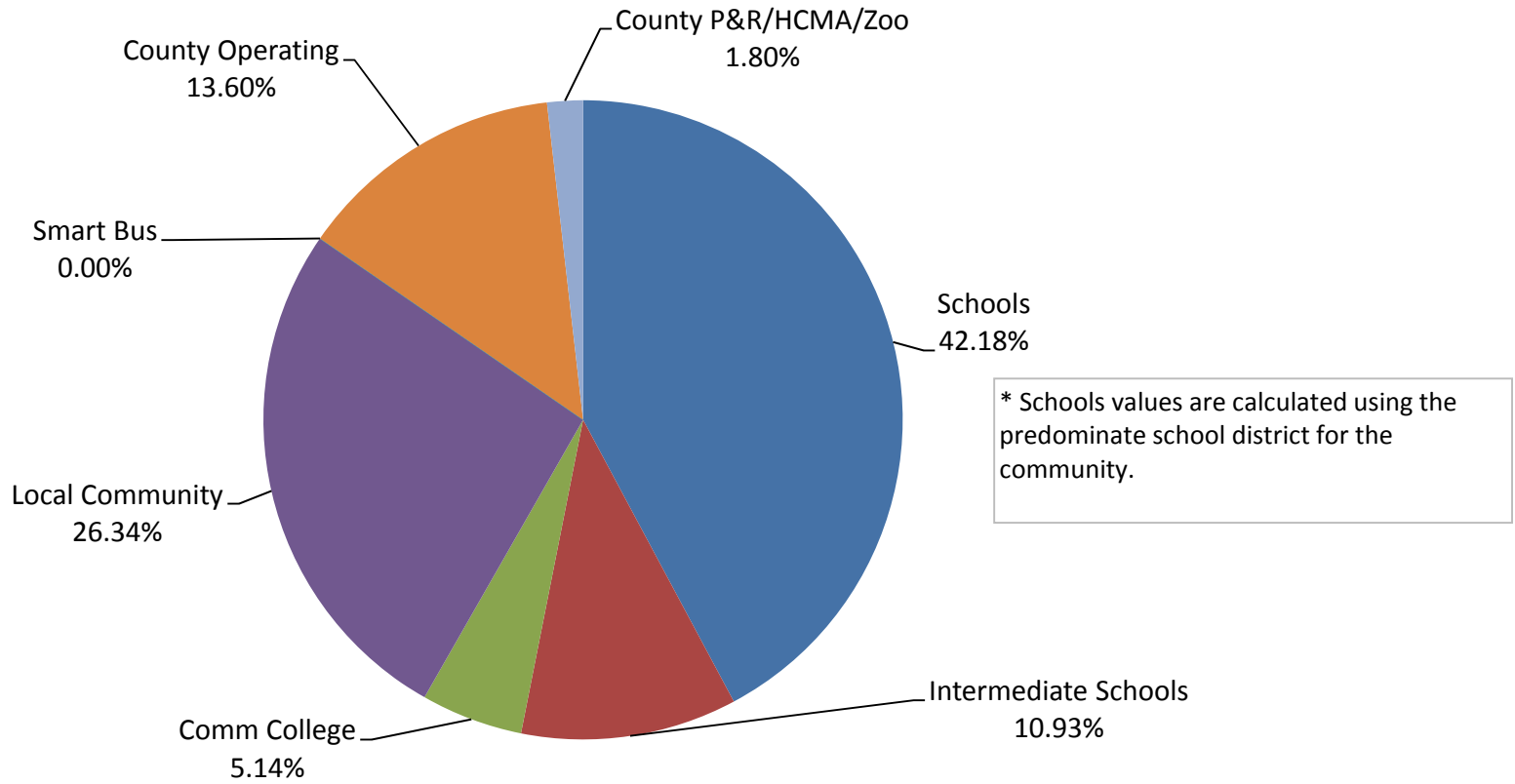
Prepared by:
Oakland County Equalization
8-16-11

Average
Taxable Value \$112,500

	Schools	Intermediate Schools	Community College	Local Community	Smart Bus	Operations	County P&R/HCMA/ZOO	County
<i>Rate</i>	13.0000	3.3690	1.5844	8.1182	0.0000	4.1900	0.5561	
<i>Tax Dollars</i>	\$1,462.50	\$379.01	\$178.25	\$913.30	\$0.00	\$471.38	\$62.56	
<i>Percentage</i>	42.18%	10.93%	5.14%	26.34%	0.00%	13.60%	1.80%	

*Oxford Schools

Township of Addison

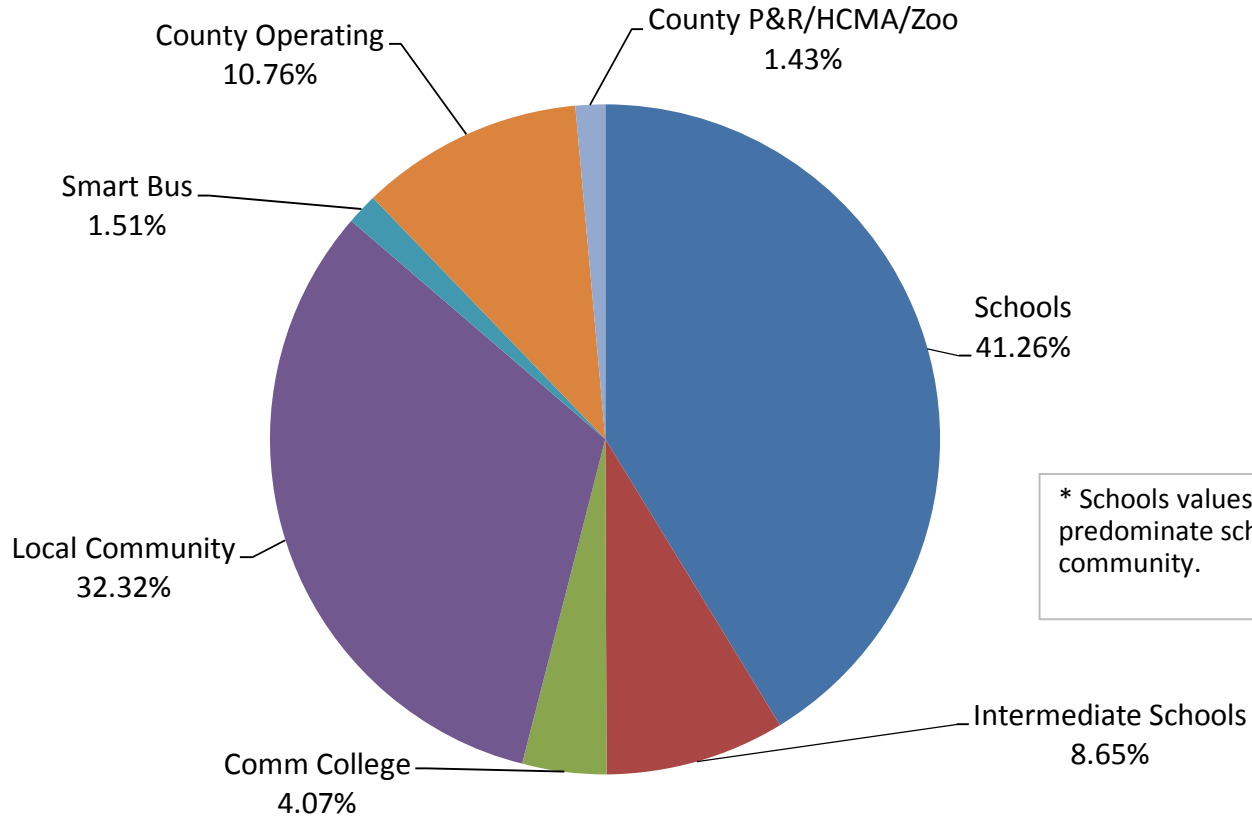


Average
Taxable Value \$137,500

	Schools	Intermediate Schools	Community College	Local Community	Smart Bus	County Operations	County P&R/HCMA/ZOO	County
<i>Rate</i>	16.0693	3.3690	1.5844	12.5877	0.5900	4.1900	0.5561	
<i>Tax Dollars</i>	\$2,209.53	\$463.24	\$217.86	\$1,730.81	\$81.13	\$576.13	\$76.46	
<i>Percentage</i>	41.26%	8.65%	4.07%	32.32%	1.51%	10.76%	1.43%	

*Bloomfield Hills Schools

Township of Bloomfield



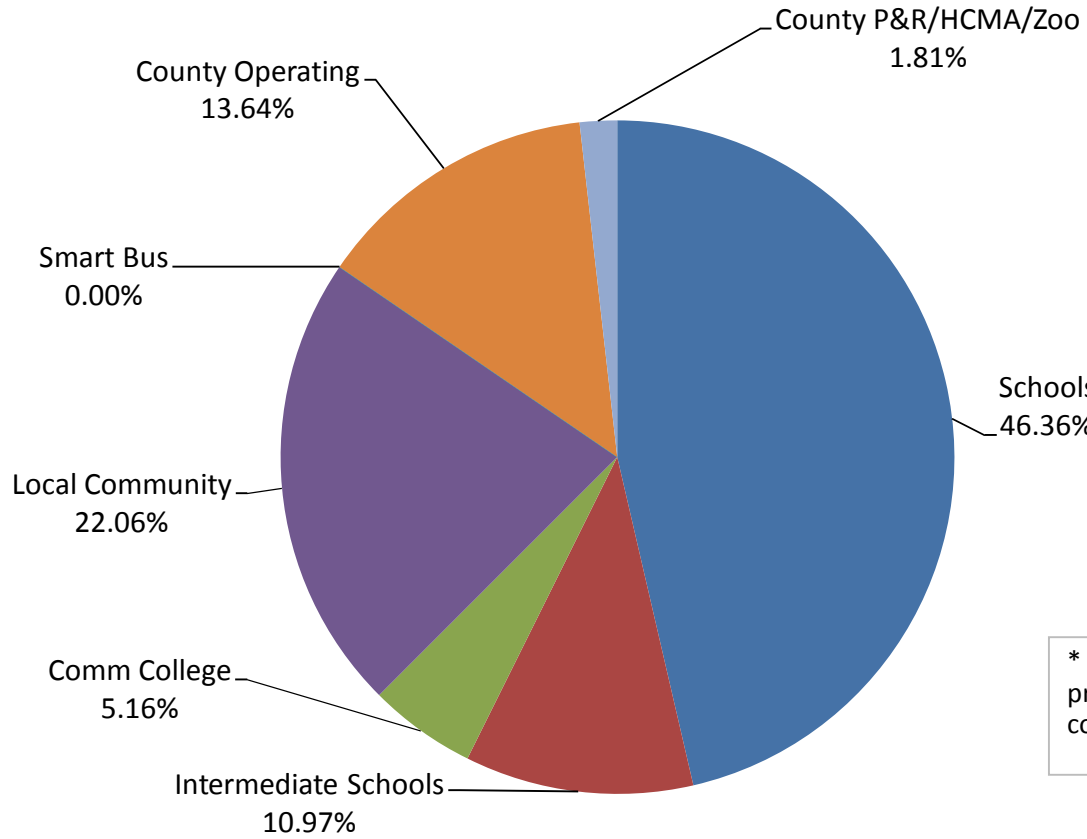
* Schools values are calculated using the predominate school district for the community.

Average
Taxable Value \$84,975

	Schools	Intermediate Schools	Community College	Local Community	Smart Bus	Operations	County P&R/HCMA/ZOO	County
<i>Rate</i>	14.2400	3.3690	1.5844	6.7739	0.0000	4.1900	0.5561	
<i>Tax Dollars</i>	\$1,210.04	\$286.28	\$134.63	\$575.61	\$0.00	\$356.05	\$47.25	
<i>Percentage</i>	46.36%	10.97%	5.16%	22.06%	0.00%	13.64%	1.81%	

*Brandon Schools

Township of Brandon



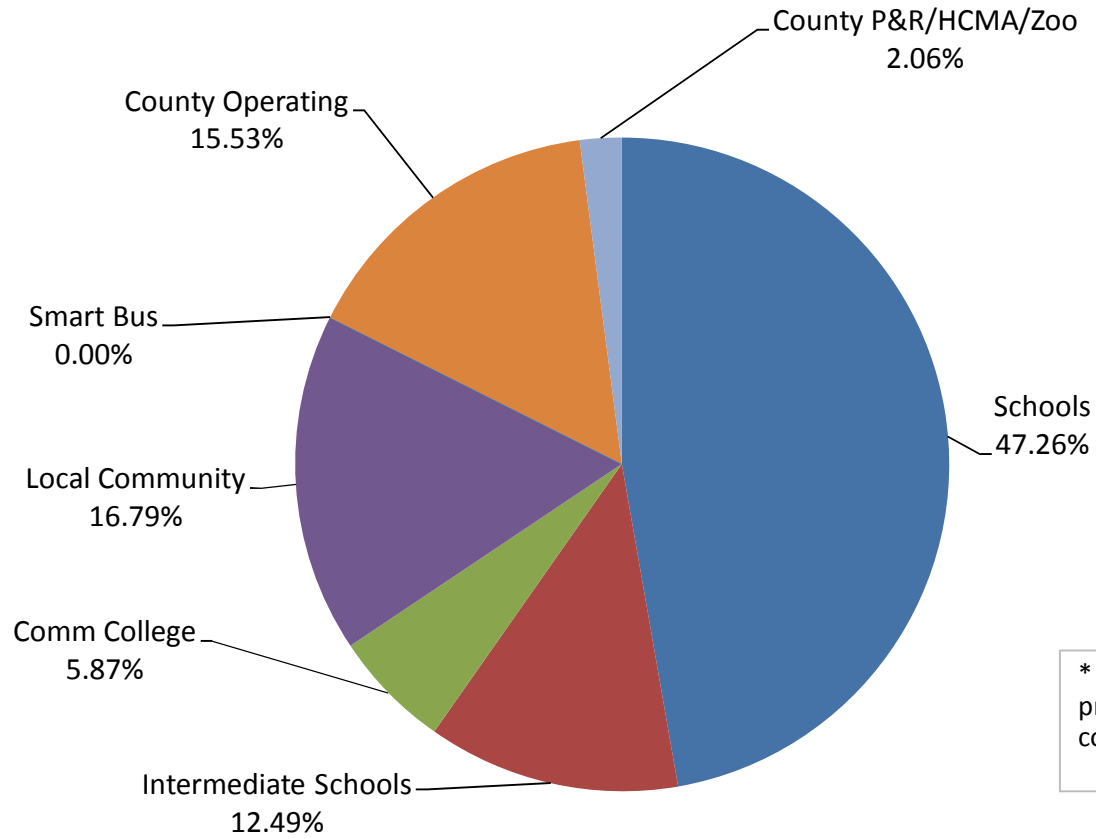
* Schools values are calculated using the predominate school district for the community.

Average
Taxable Value \$83,500

*Walled Lake Schools

	Schools	Intermediate Schools	Community College	Local Community	Smart Bus	Operations	County P&R/HCMA/ZOO	County
<i>Rate</i>	12.7508	3.3690	1.5844	4.5306	0.0000	4.1900	0.5561	
<i>Tax Dollars</i>	\$1,064.69	\$281.31	\$132.30	\$378.31	\$0.00	\$349.87	\$46.43	
<i>Percentage</i>	47.26%	12.49%	5.87%	16.79%	0.00%	15.53%	2.06%	

Township of Commerce



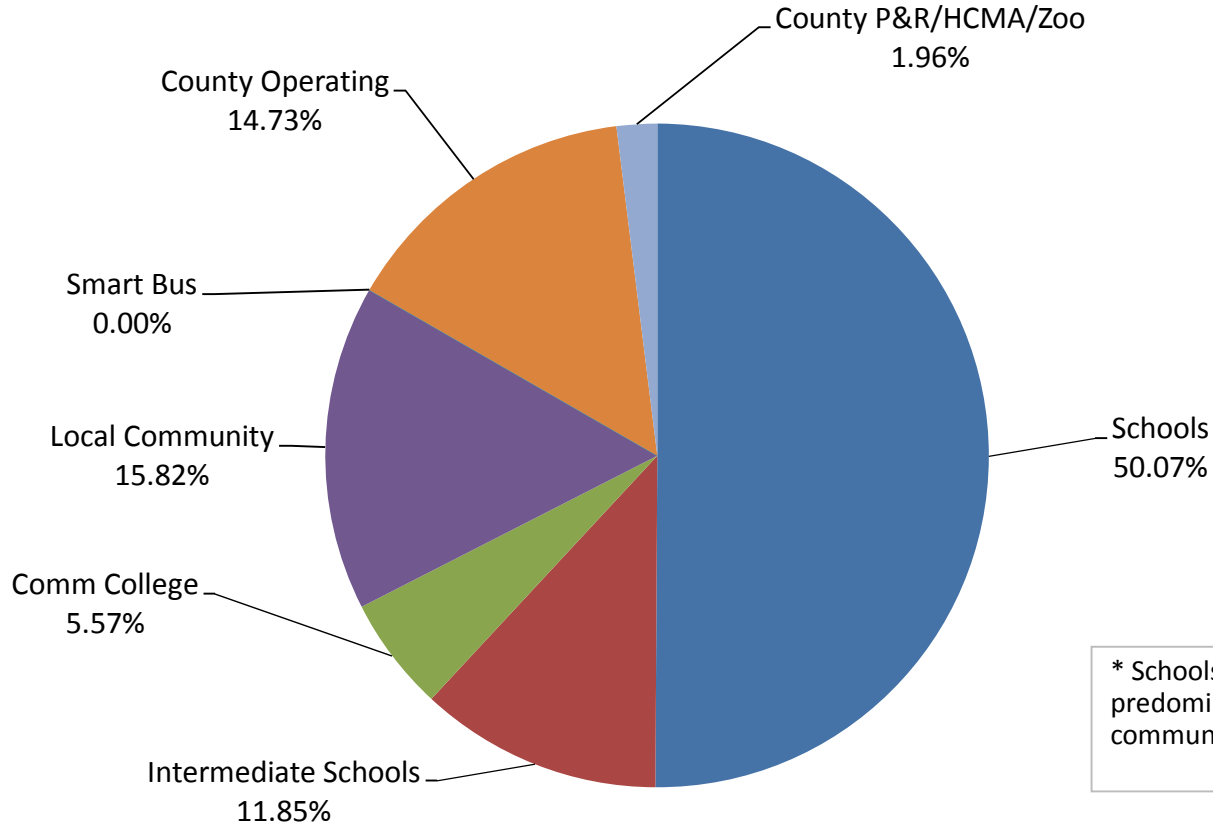
* Schools values are calculated using the predominate school district for the community.

Average
Taxable Value \$90,000

	Schools	Intermediate Schools	Community College	Local Community	Smart Bus	Operations	County P&R/HCMA/ZOO	County
<i>Rate</i>	14.2400	3.3690	1.5844	4.5000	0.0000	4.1900	0.5561	
<i>Tax Dollars</i>	\$1,281.60	\$303.21	\$142.60	\$405.00	\$0.00	\$377.10	\$50.05	
<i>Percentage</i>	50.07%	11.85%	5.57%	15.82%	0.00%	14.73%	1.96%	

*Brandon Schools

Township of Groveland



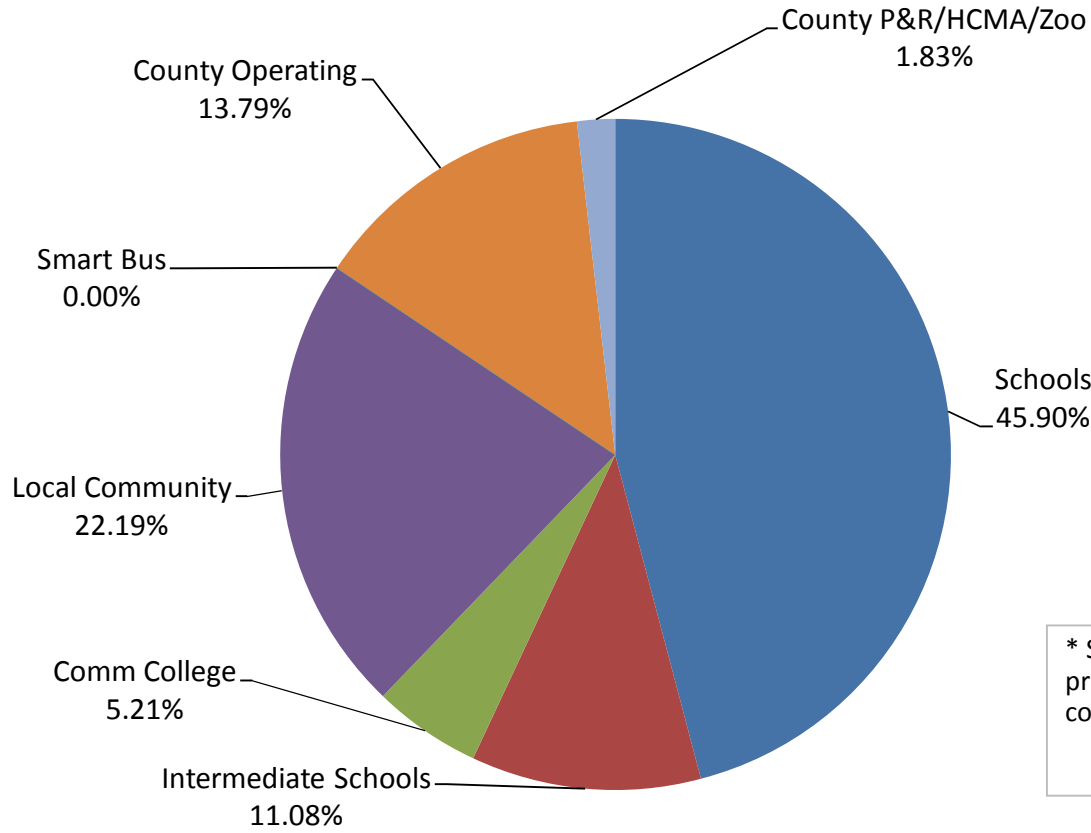
* Schools values are calculated using the predominate school district for the community.

Average
Taxable Value \$81,250

	Schools	Intermediate Schools	Community College	Local Community	Smart Bus	Operations	County P&R/HCMA/ZOO	County
<i>Rate</i>	13.9513	3.3690	1.5844	6.7444	0.0000	4.1900	0.5561	
<i>Tax Dollars</i>	\$1,133.54	\$273.73	\$128.73	\$547.98	\$0.00	\$340.44	\$45.18	
<i>Percentage</i>	45.90%	11.08%	5.21%	22.19%	0.00%	13.79%	1.83%	

*Huron Valley Schools

Township of Highland



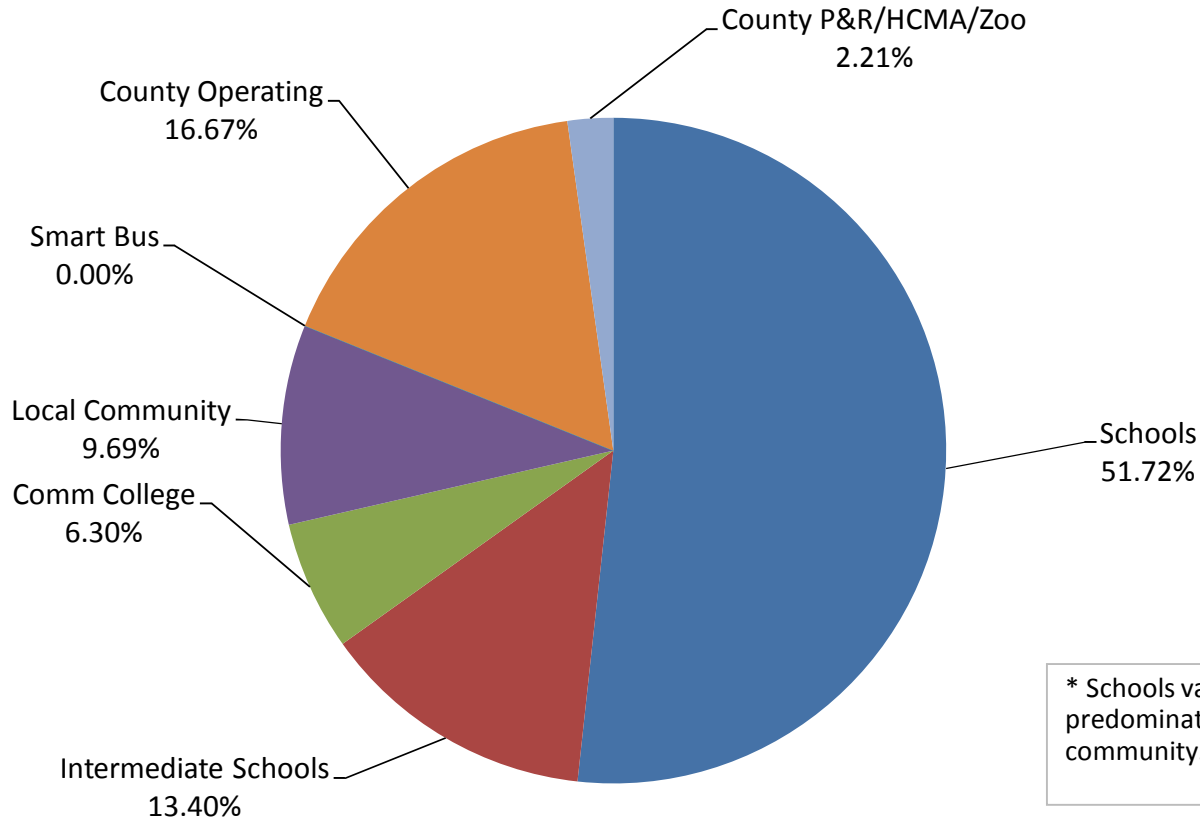
* Schools values are calculated using the predominate school district for the community.

Average
Taxable Value \$60,000

*Holly Schools

	Schools	Intermediate Schools	Community College	Local Community	Smart Bus	Operations	County P&R/HCMA/ZOO	County
<i>Rate</i>	13.0000	3.3690	1.5844	2.4360	0.0000	4.1900	0.5561	
<i>Tax Dollars</i>	\$780.00	\$202.14	\$95.06	\$146.16	\$0.00	\$251.40	\$33.37	
<i>Percentage</i>	51.72%	13.40%	6.30%	9.69%	0.00%	16.67%	2.21%	

Township of Holly

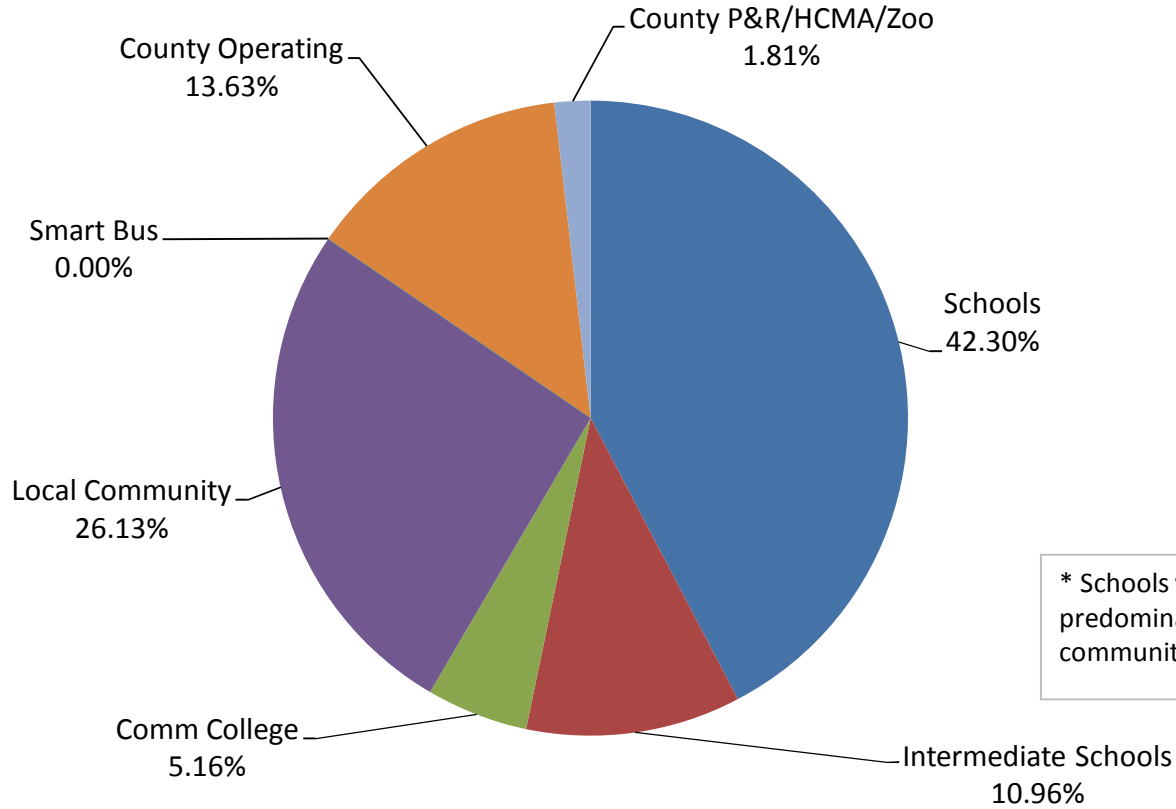


Average
Taxable Value \$90,000

	Schools	Intermediate Schools	Community College	Local Community	Smart Bus	Operations County	P&R/HCMA/ZOO County
<i>Rate</i>	13.0000	3.3690	1.5844	8.0314	0.0000	4.1900	0.5561
<i>Tax Dollars</i>	\$1,170.00	\$303.21	\$142.60	\$722.83	\$0.00	\$377.10	\$50.05
<i>Percentage</i>	42.30%	10.96%	5.16%	26.13%	0.00%	13.63%	1.81%

*Clarkston Schools

Township of Independence



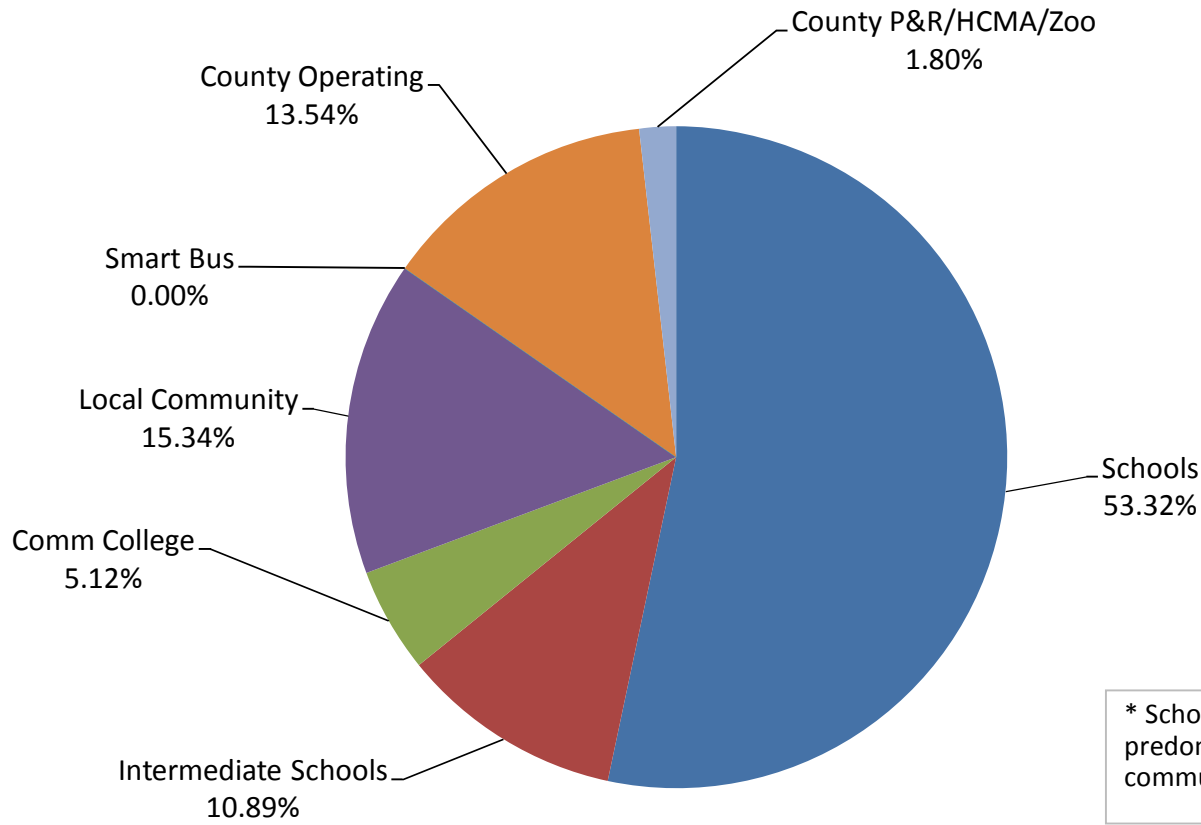
* Schools values are calculated using the predominate school district for the community.

Average
Taxable Value \$93,500

*South Lyon Schools

	Schools	Intermediate Schools	Community College	Local Community	Smart Bus	Operations	County P&R/HCMA/ZOO	County
<i>Rate</i>	16.5000	3.3690	1.5844	4.7466	0.0000	4.1900	0.5561	
<i>Tax Dollars</i>	\$1,542.75	\$315.00	\$148.14	\$443.81	\$0.00	\$391.77	\$52.00	
<i>Percentage</i>	53.32%	10.89%	5.12%	15.34%	0.00%	13.54%	1.80%	

Township of Lyon



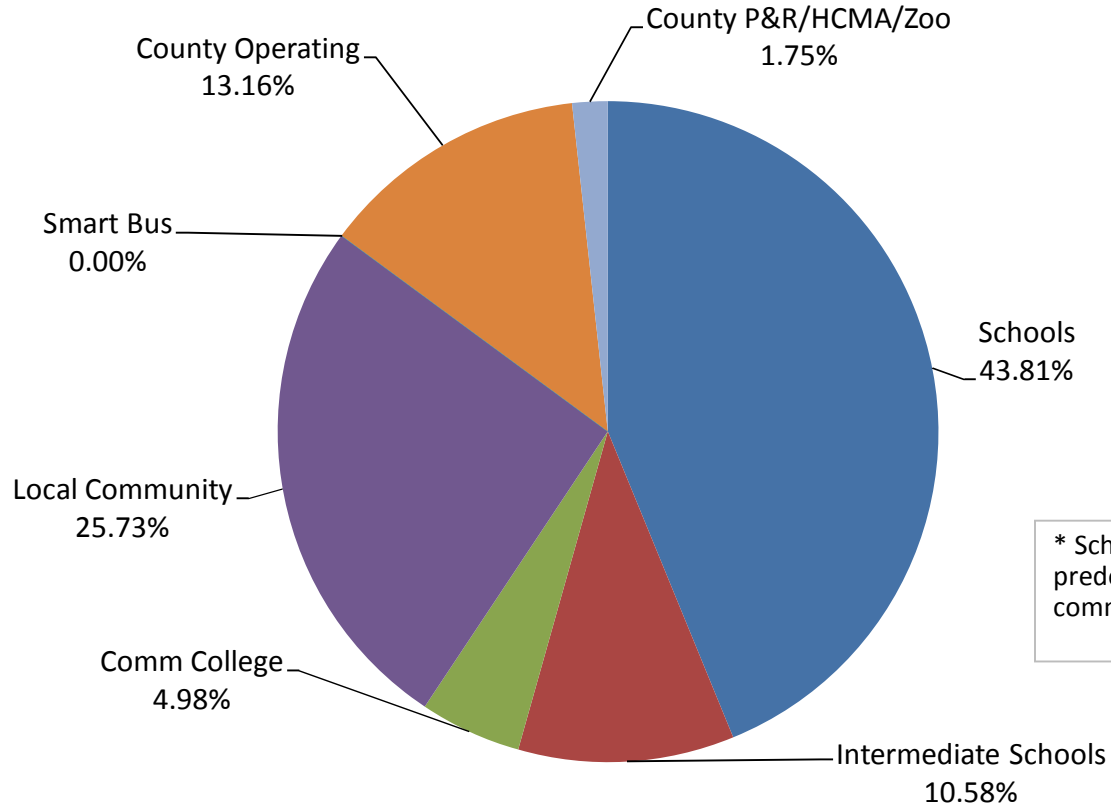
* Schools values are calculated using the predominate school district for the community.

Average
Taxable Value \$130,000

	Schools	Intermediate Schools	Community College	Local Community	Smart Bus	Operations	County P&R/HCMA/ZOO	County
<i>Rate</i>	13.9513	3.3690	1.5844	8.1941	0.0000	4.1900	0.5561	
<i>Tax Dollars</i>	\$1,813.67	\$437.97	\$205.97	\$1,065.23	\$0.00	\$544.70	\$72.29	
<i>Percentage</i>	43.81%	10.58%	4.98%	25.73%	0.00%	13.16%	1.75%	

*Huron Valley Schools

Township of Milford



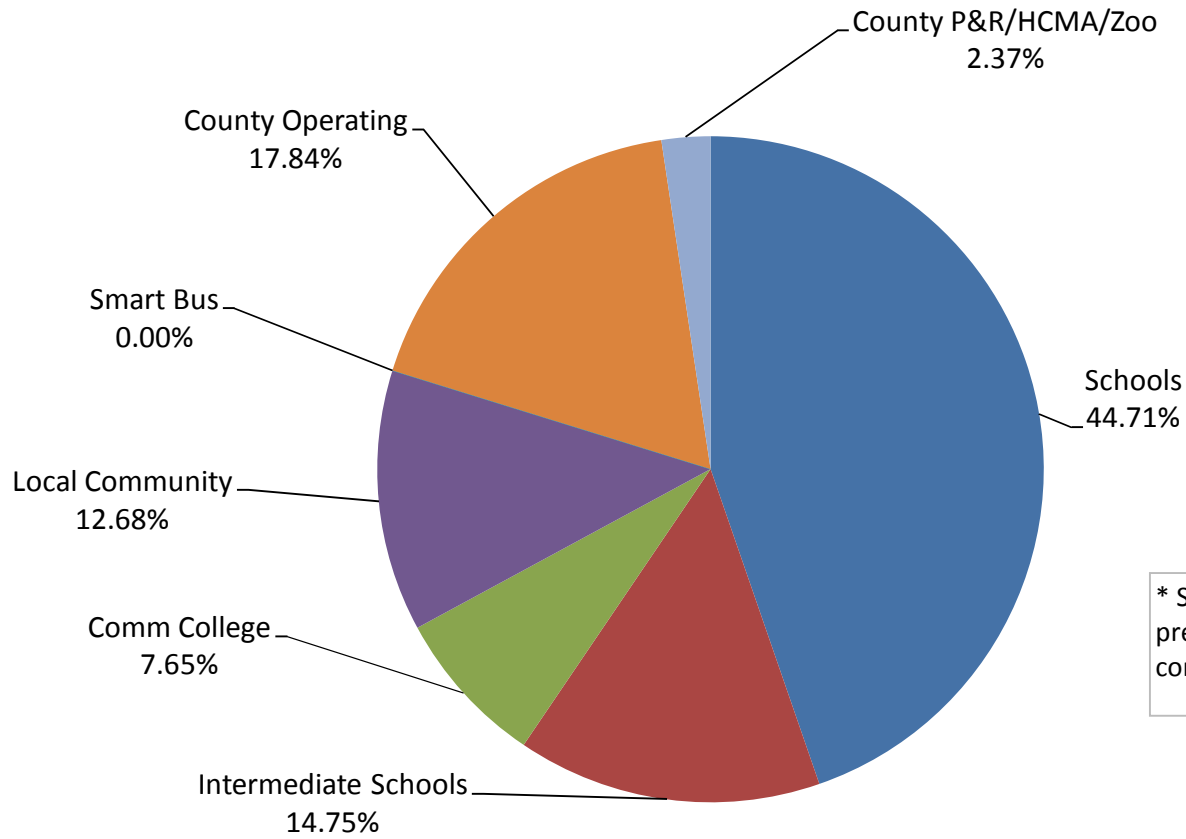
* Schools values are calculated using the predominate school district for the community.

Average
Taxable Value \$115,425

	Schools	Intermediate Schools	Community College	Local Community	Smart Bus	Operations	County P&R/HCMA/ZOO	County
<i>Rate</i>	10.5000	3.4643	1.7967	2.9777	0.0000	4.1900	0.5561	
<i>Tax Dollars</i>	\$1,211.96	\$399.87	\$207.38	\$343.70	\$0.00	\$483.63	\$64.19	
<i>Percentage</i>	44.71%	14.75%	7.65%	12.68%	0.00%	17.84%	2.37%	

*Northville Schools

Township of Novi



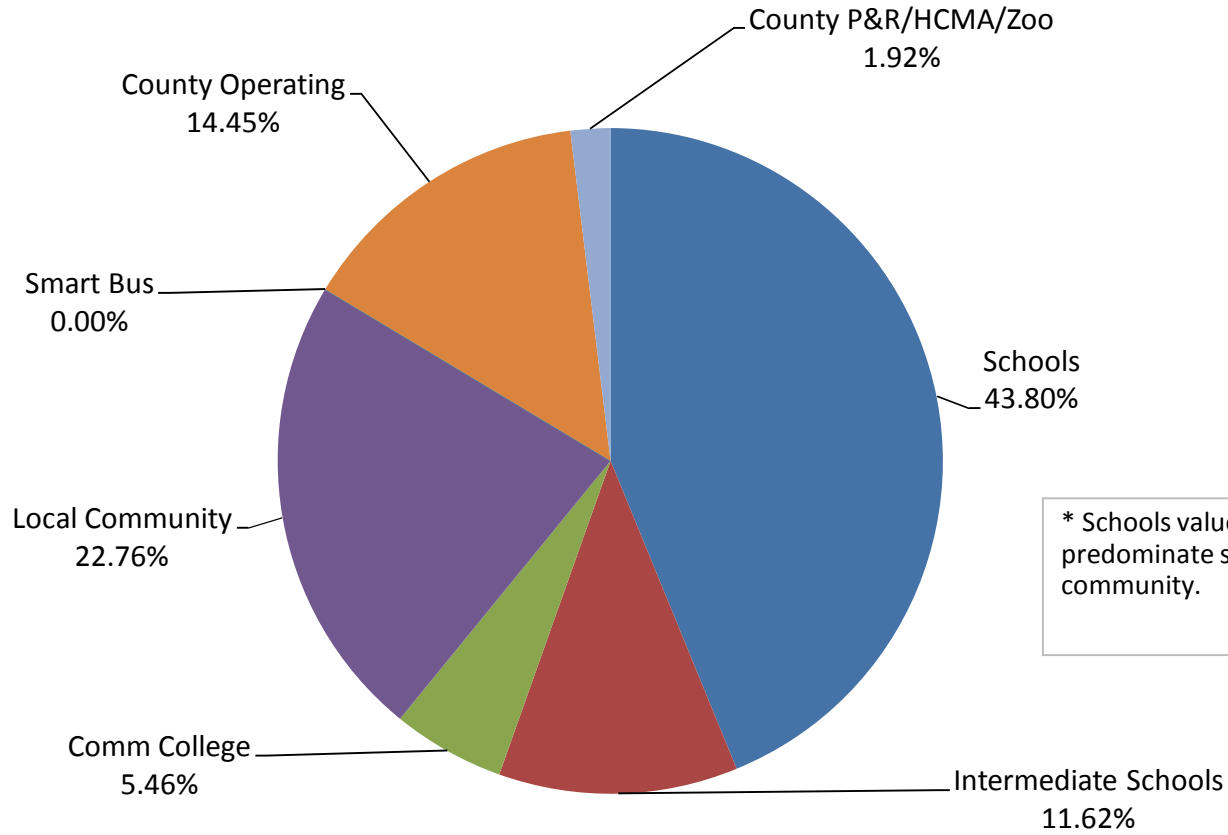
* Schools values are calculated using the predominate school district for the community.

Average
Taxable Value \$145,000

	Schools	Intermediate Schools	Community College	Local Community	Smart Bus	Operations	County P&R/HCMA/ZOO	County
<i>Rate</i>	12.7000	3.3690	1.5844	6.5992	0.0000	4.1900	0.5561	
<i>Tax Dollars</i>	\$1,841.50	\$488.51	\$229.74	\$956.88	\$0.00	\$607.55	\$80.63	
<i>Percentage</i>	43.80%	11.62%	5.46%	22.76%	0.00%	14.45%	1.92%	

*Rochester Schools

Township of Oakland



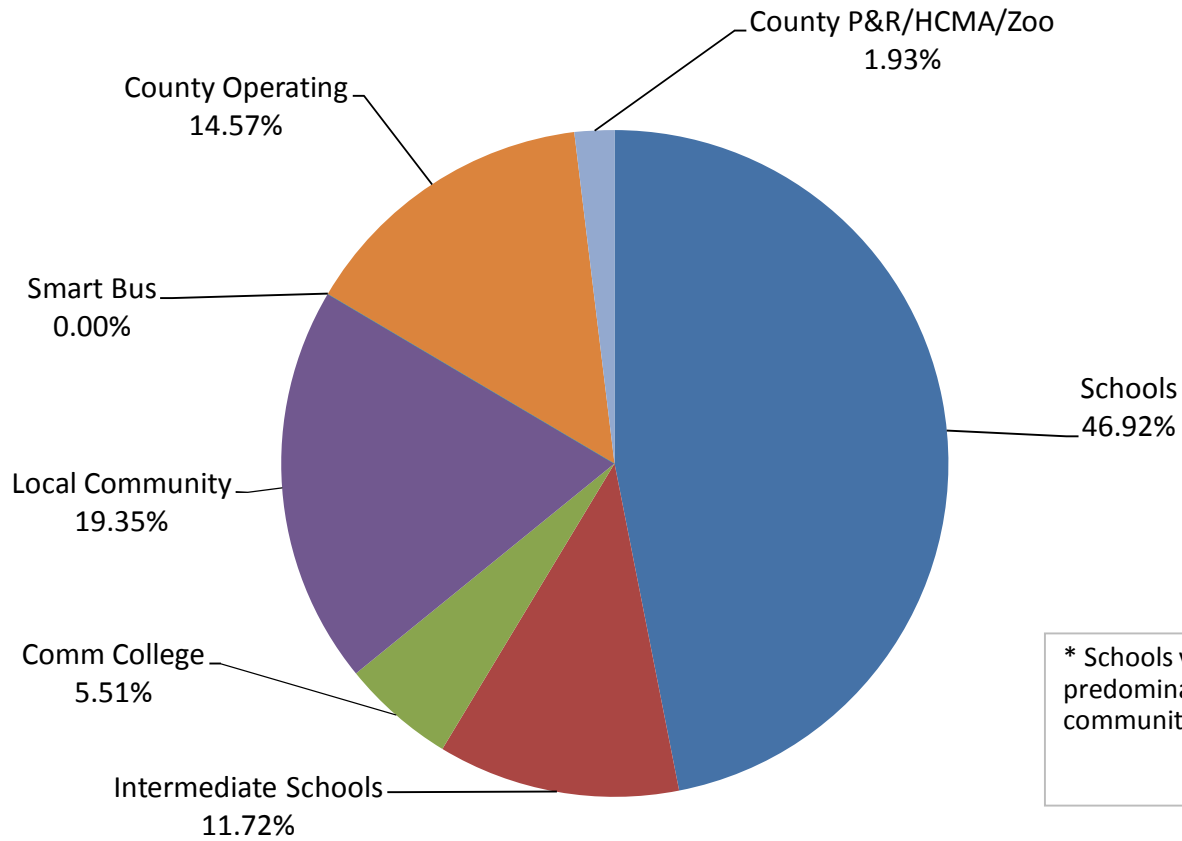
* Schools values are calculated using the predominate school district for the community.

Average
Taxable Value \$97,500

*Orion Schools

	Schools	Intermediate Schools	Community College	Local Community	Smart Bus	Operations	County P&R/HCMA/ZOO	County
<i>Rate</i>	13.4910	3.3690	1.5844	5.5641	0.0000	4.1900	0.5561	
<i>Tax Dollars</i>	\$1,315.37	\$328.48	\$154.48	\$542.50	\$0.00	\$408.53	\$54.22	
<i>Percentage</i>	46.92%	11.72%	5.51%	19.35%	0.00%	14.57%	1.93%	

Township of Orion



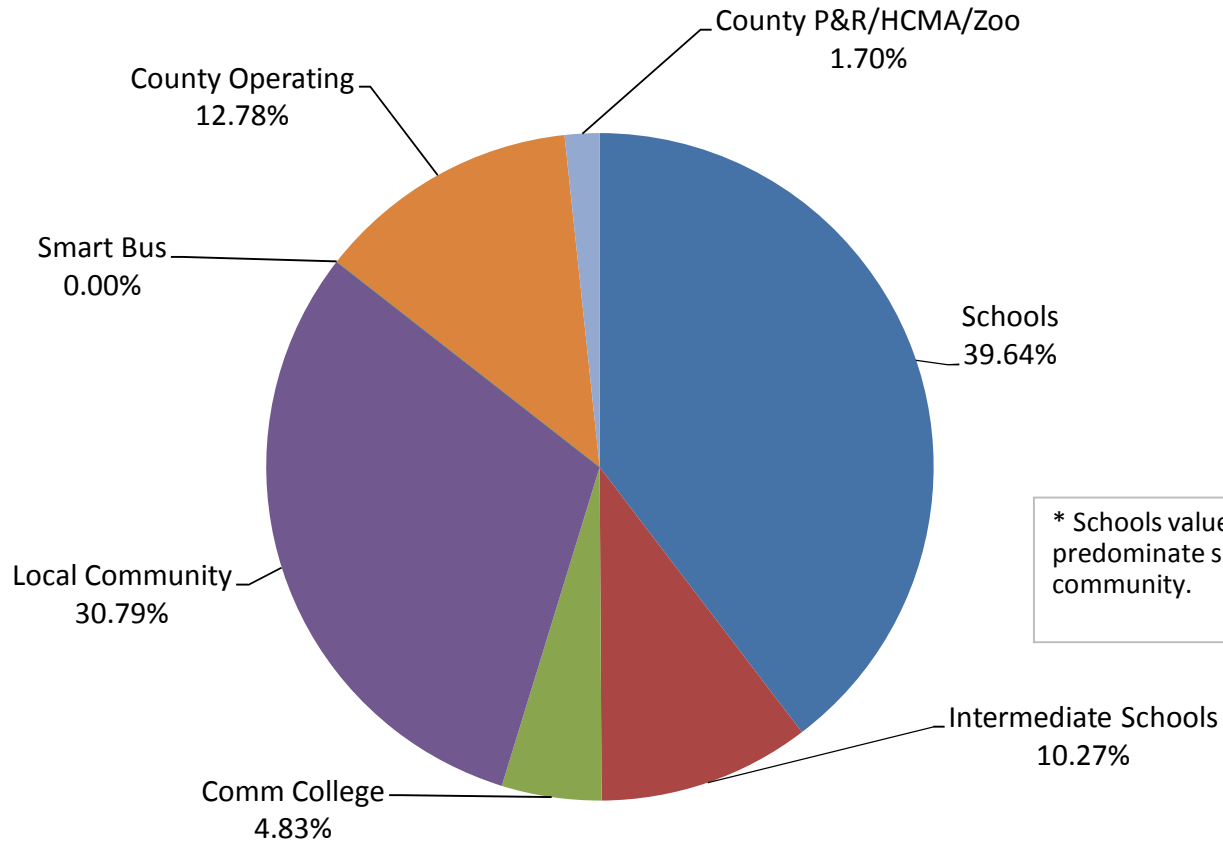
* Schools values are calculated using the predominate school district for the community.

Average
Taxable Value \$85,000

	Schools	Intermediate Schools	Community College	Local Community	Smart Bus	Operations	County P&R/HCMA/ZOO	County
<i>Rate</i>	13.0000	3.3690	1.5844	10.0972	0.0000	4.1900	0.5561	
<i>Tax Dollars</i>	\$1,105.00	\$286.37	\$134.67	\$858.26	\$0.00	\$356.15	\$47.27	
<i>Percentage</i>	39.64%	10.27%	4.83%	30.79%	0.00%	12.78%	1.70%	

*Oxford Schools

Township of Oxford



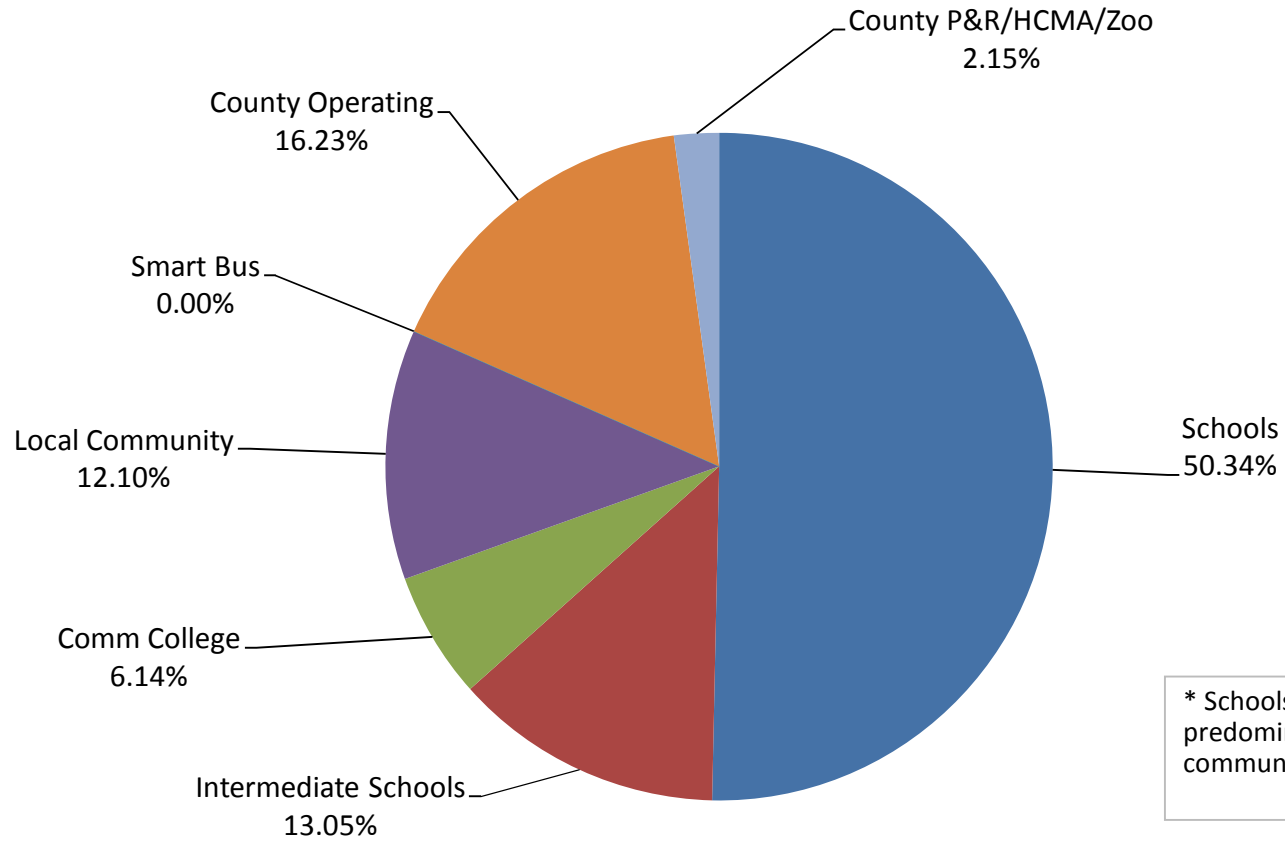
* Schools values are calculated using the predominate school district for the community.

Average
Taxable Value \$78,725

*Holly Schools

	Schools	Intermediate Schools	Community College	Local Community	Smart Bus	Operations	County P&R/HCMA/ZOO	County
<i>Rate</i>	13.0000	3.3690	1.5844	3.1233	0.0000	4.1900	0.5561	
<i>Tax Dollars</i>	\$1,023.43	\$265.22	\$124.73	\$245.88	\$0.00	\$329.86	\$43.78	
<i>Percentage</i>	50.34%	13.05%	6.14%	12.10%	0.00%	16.23%	2.15%	

Township of Rose



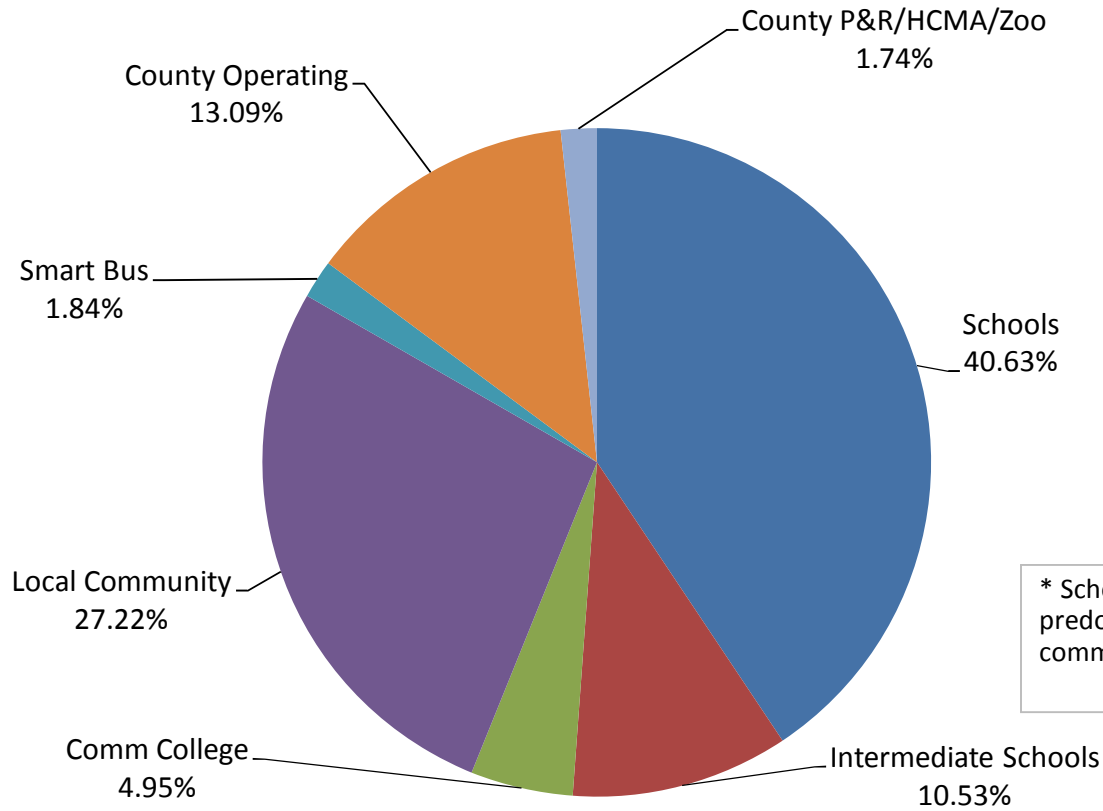
* Schools values are calculated using the predominate school district for the community.

Average
Taxable Value \$32,500

*Ferndale Schools

	Schools	Intermediate Schools	Community College	Local Community	Smart Bus	Operations	County P&R/HCMA/ZOO	County
<i>Rate</i>	13.0000	3.3690	1.5844	8.7102	0.5900	4.1900	0.5561	
<i>Tax Dollars</i>	\$422.50	\$109.49	\$51.49	\$283.08	\$19.18	\$136.18	\$18.07	
<i>Percentage</i>	40.63%	10.53%	4.95%	27.22%	1.84%	13.09%	1.74%	

Township of Royal Oak



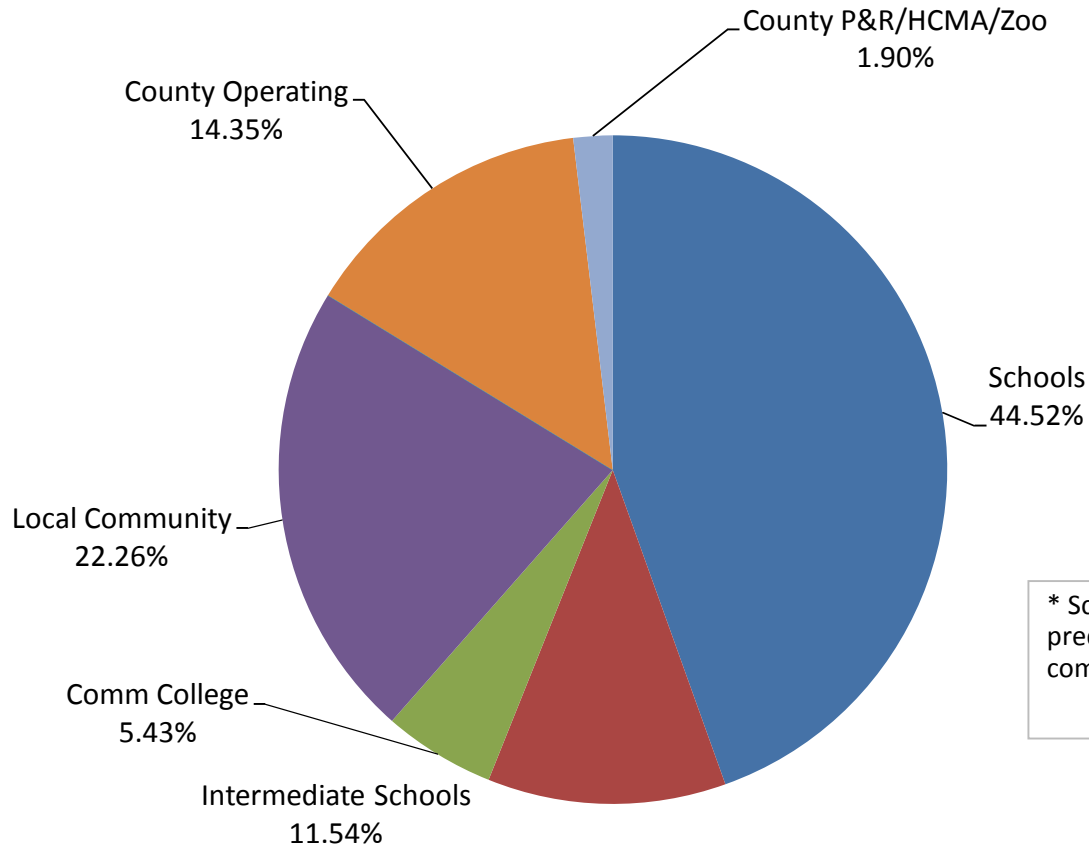
* Schools values are calculated using the predominate school district for the community.

Average
Taxable Value \$99,950

	Schools	Intermediate Schools	Community College	Local Community	Smart Bus	County Operations	County P&R/HCMA/ZOO	County
<i>Rate</i>	13.0000	3.3690	1.5844	6.4986	0.0000	4.1900	0.5561	
<i>Tax Dollars</i>	\$1,299.35	\$336.73	\$158.36	\$649.54	\$0.00	\$418.79	\$55.58	
<i>Percentage</i>	44.52%	11.54%	5.43%	22.26%	0.00%	14.35%	1.90%	

*Clarkston Schools

Township of Springfield



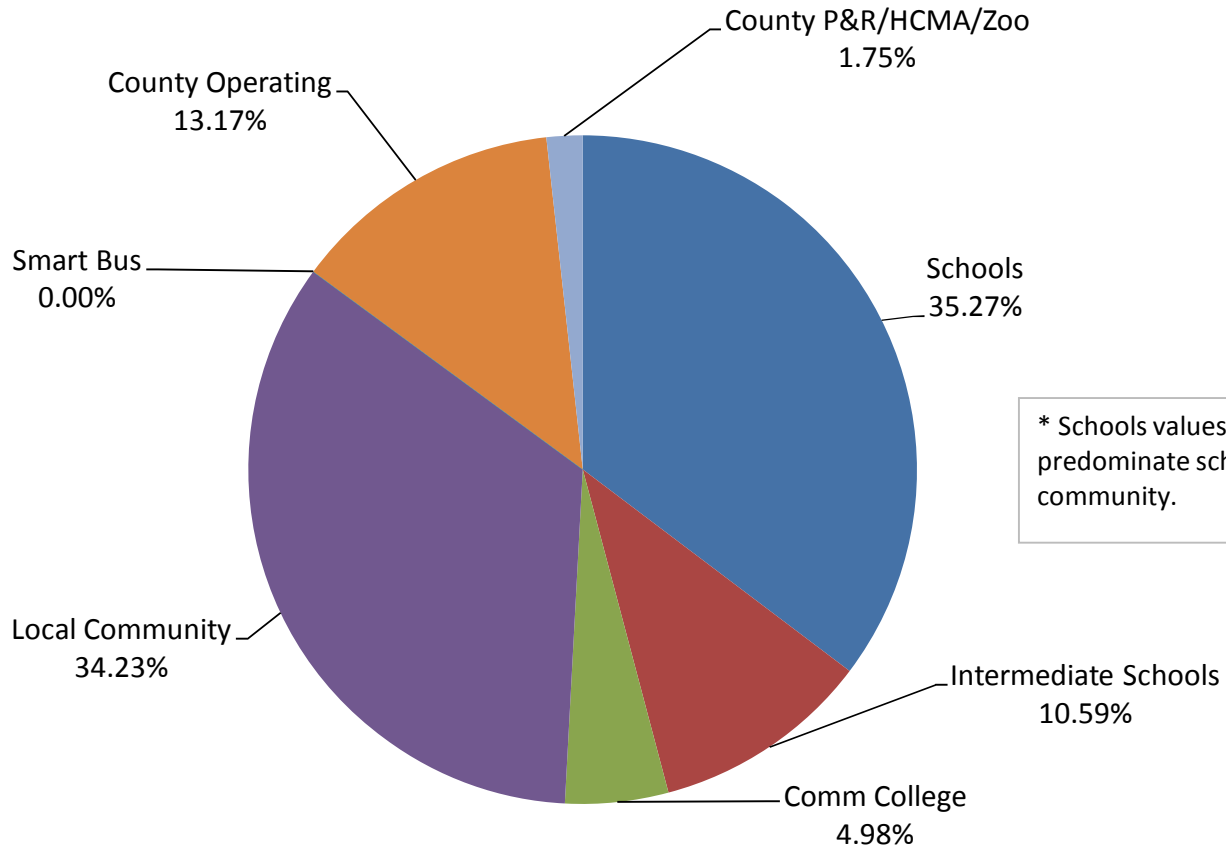
* Schools values are calculated using the predominate school district for the community.

Average
Taxable Value \$54,000

*Waterford Schools

	Schools	Intermediate Schools	Community College	Local Community	Smart Bus	Operations	County P&R/HCMA/ZOO	County
<i>Rate</i>	11.2200	3.3690	1.5844	10.8896	0.0000	4.1900	0.5561	
<i>Tax Dollars</i>	\$605.88	\$181.93	\$85.56	\$588.04	\$0.00	\$226.26	\$30.03	
<i>Percentage</i>	35.27%	10.59%	4.98%	34.23%	0.00%	13.17%	1.75%	

Township of Waterford



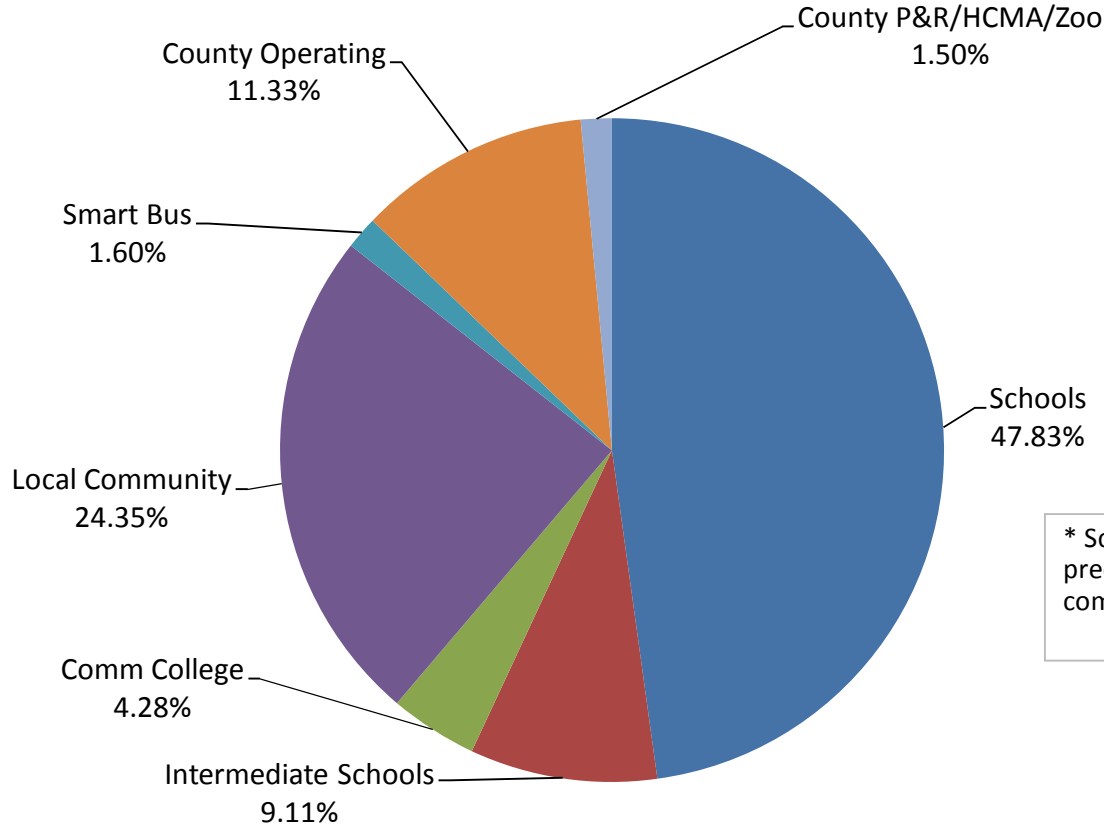
* Schools values are calculated using the predominate school district for the community.

Average
Taxable Value \$94,000

	Schools	Intermediate Schools	Community College	Local Community	Smart Bus	County Operations	County P&R/HCMA/ZOO	County
<i>Rate</i>	17.6886	3.3690	1.5844	9.0074	0.5900	4.1900	0.5561	
<i>Tax Dollars</i>	\$1,662.73	\$316.69	\$148.93	\$846.70	\$55.46	\$393.86	\$52.27	
<i>Percentage</i>	47.83%	9.11%	4.28%	24.35%	1.60%	11.33%	1.50%	

*West Bloomfield Schools

Township of West Bloomfield



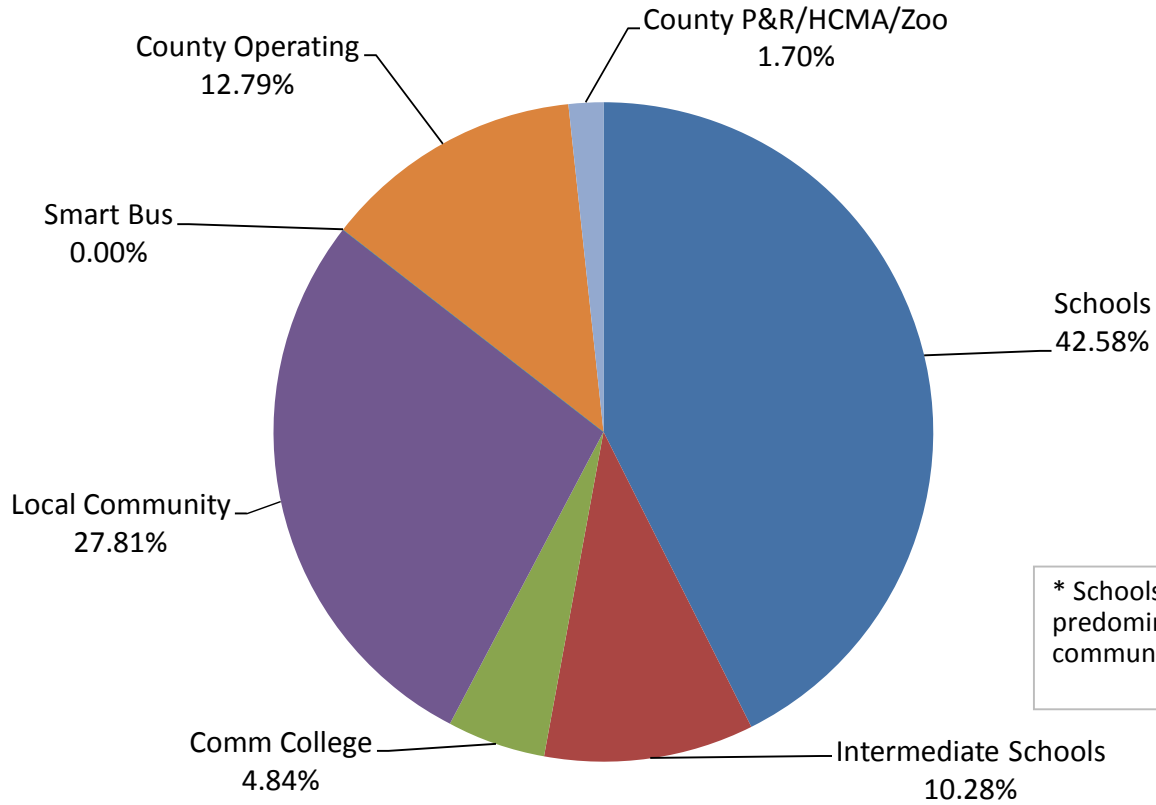
* Schools values are calculated using the predominate school district for the community.

Average
Taxable Value \$77,500

	Schools	Intermediate Schools	Community College	Local Community	Smart Bus	County Operations	County P&R/HCMA/ZOO	County
<i>Rate</i>	13.9513	3.3690	1.5844	9.1116	0.0000	4.1900	0.5561	
<i>Tax Dollars</i>	\$1,081.23	\$261.10	\$122.79	\$706.15	\$0.00	\$324.73	\$43.10	
<i>Percentage</i>	42.58%	10.28%	4.84%	27.81%	0.00%	12.79%	1.70%	

*Huron Valley Schools

Township of White Lake



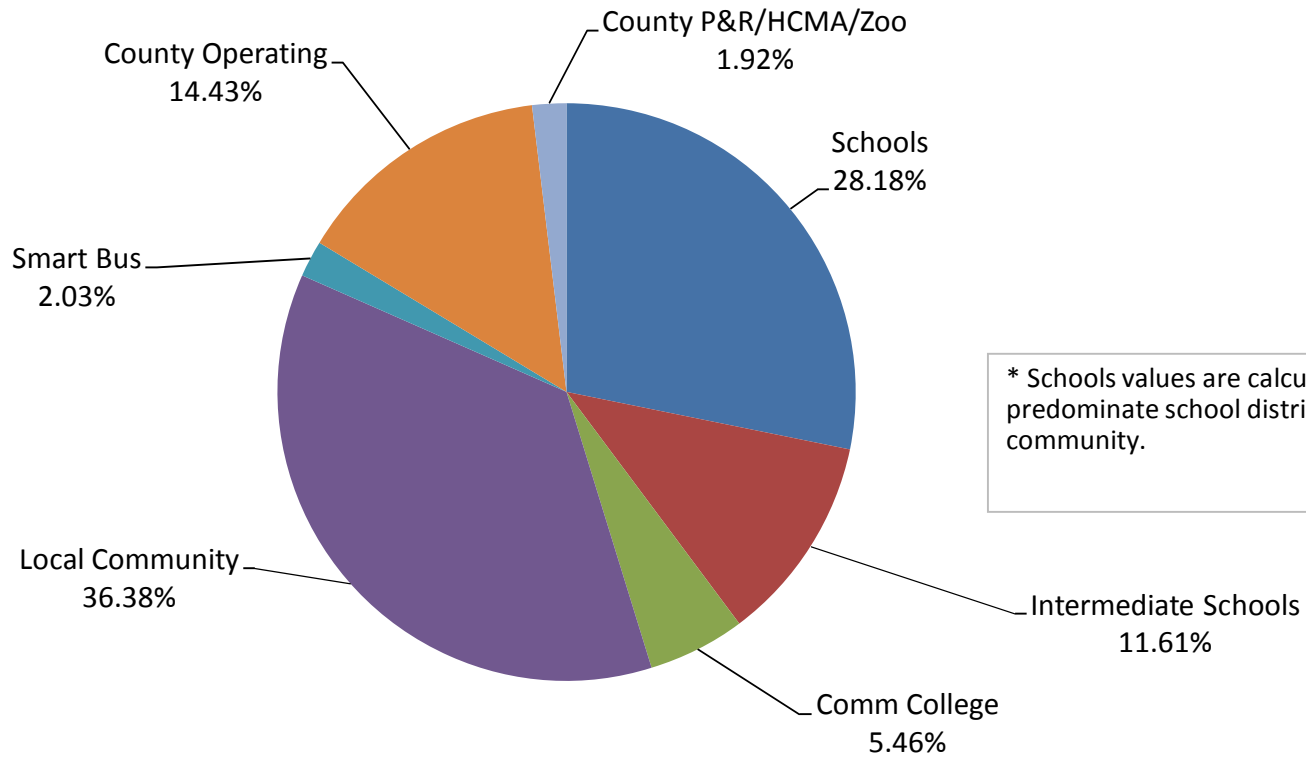
* Schools values are calculated using the predominate school district for the community.

Average
Taxable Value \$63,500

	Schools	Intermediate Schools	Community College	Local Community	Smart Bus	Operations	County P&R/HCMA/ZOO	County
<i>Rate</i>	8.1800	3.3690	1.5844	10.5602	0.5900	4.1900	0.5561	
<i>Tax Dollars</i>	\$519.43	\$213.93	\$100.61	\$670.57	\$37.47	\$266.07	\$35.31	
<i>Percentage</i>	28.18%	11.61%	5.46%	36.38%	2.03%	14.43%	1.92%	

*Pontiac Schools

City of Auburn Hills



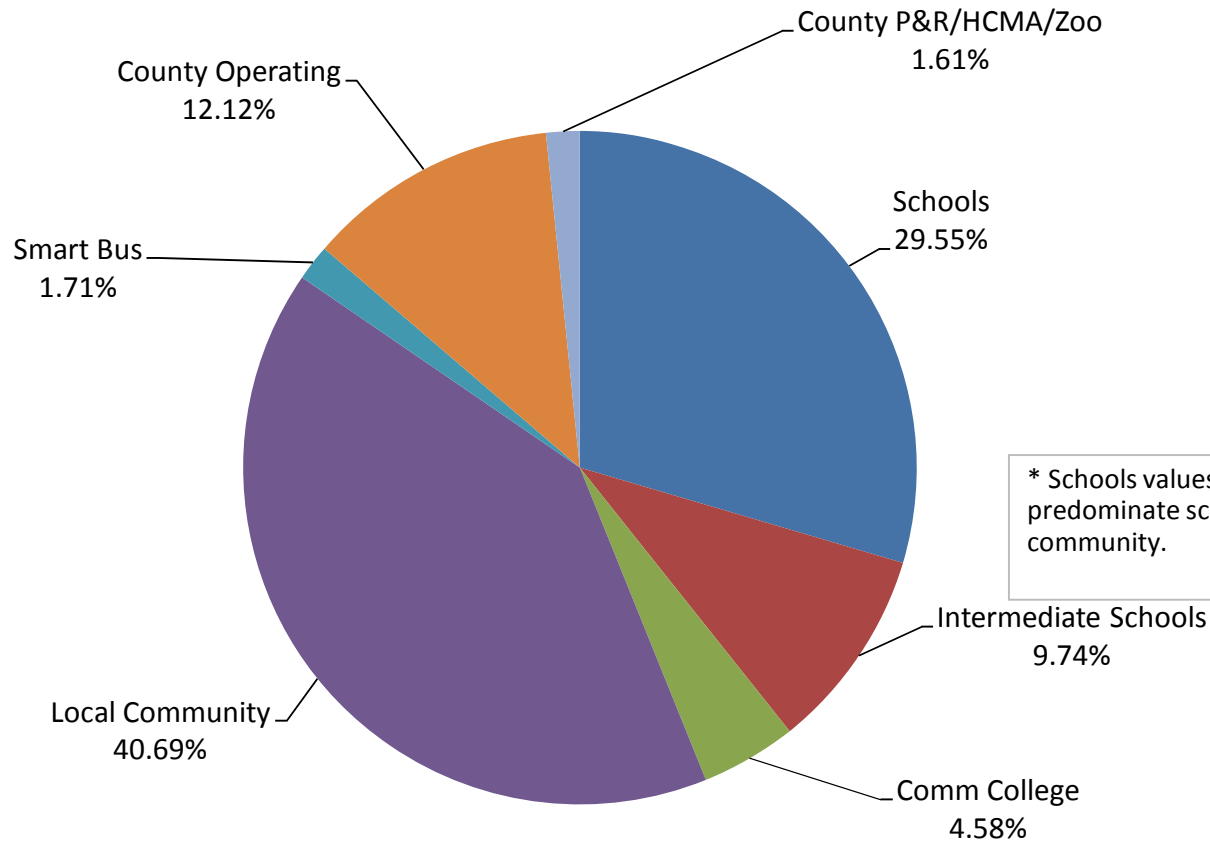
* Schools values are calculated using the predominate school district for the community.

Average
Taxable Value \$65,000

*Berkley Schools

	Schools	Intermediate Schools	Community College	Local Community	Smart Bus	Operations County	P&R/HCMA/ZOO County
<i>Rate</i>	10.2167	3.3690	1.5844	14.0656	0.5900	4.1900	0.5561
<i>Tax Dollars</i>	\$664.09	\$218.99	\$102.99	\$914.26	\$38.35	\$272.35	\$36.15
<i>Percentage</i>	29.55%	9.74%	4.58%	40.69%	1.71%	12.12%	1.61%

City of Berkley



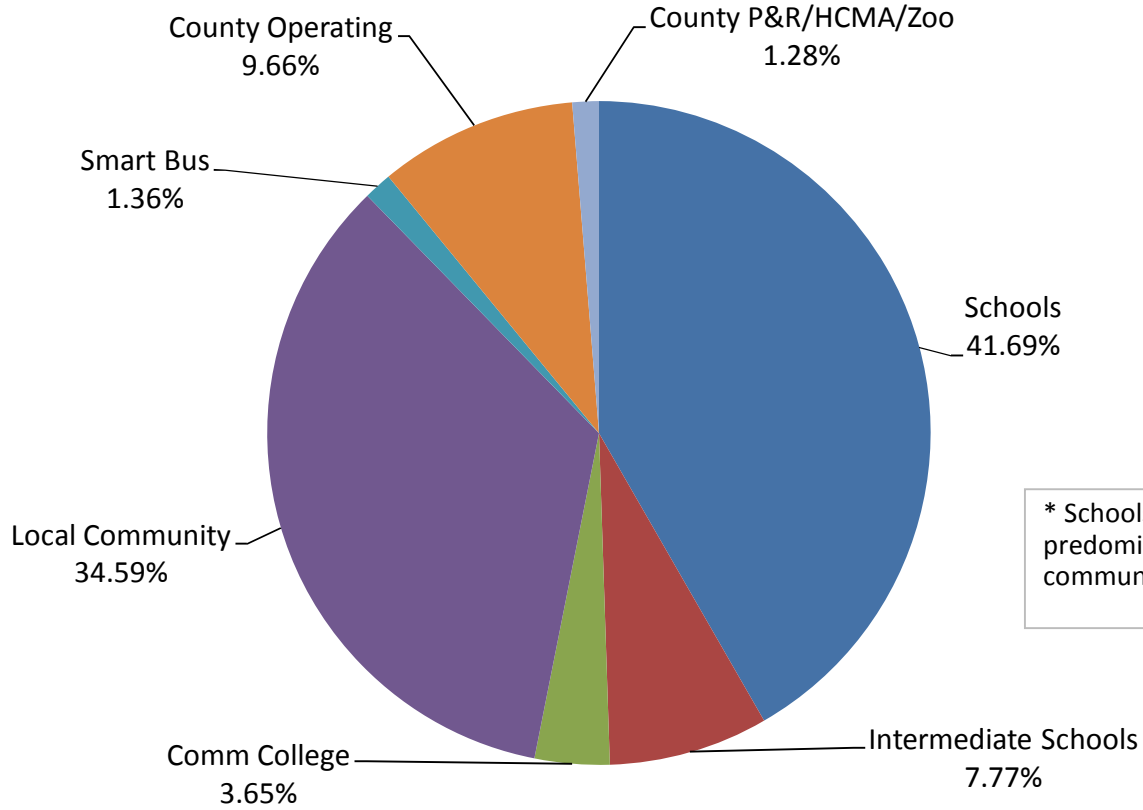
* Schools values are calculated using the predominate school district for the community.

Average
Taxable Value \$172,500

	Schools	Intermediate Schools	Community College	Local Community	Smart Bus	Operations	County P&R/HCMA/ZOO	County
<i>Rate</i>	18.0788	3.3690	1.5844	14.9998	0.5900	4.1900	0.5561	
<i>Tax Dollars</i>	\$3,118.59	\$581.15	\$273.31	\$2,587.47	\$101.78	\$722.78	\$95.93	
<i>Percentage</i>	41.69%	7.77%	3.65%	34.59%	1.36%	9.66%	1.28%	

*Birmingham Schools

City of Birmingham



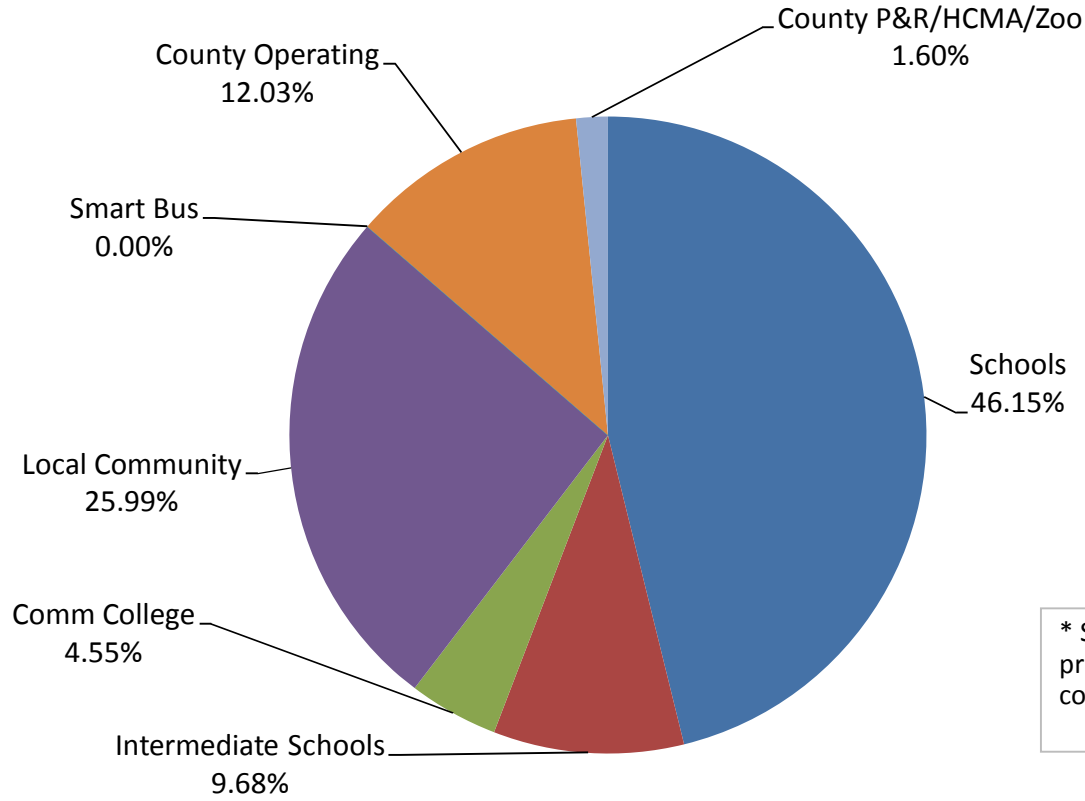
* Schools values are calculated using the predominate school district for the community.

Average
Taxable Value \$280,000

	Schools	Intermediate Schools	Community College	Local Community	Smart Bus	County Operations	County P&R/HCMA/ZOO	County
<i>Rate</i>	16.0693	3.3690	1.5844	9.0500	0.0000	4.1900	0.5561	
<i>Tax Dollars</i>	\$4,499.40	\$943.32	\$443.63	\$2,534.00	\$0.00	\$1,173.20	\$155.71	
<i>Percentage</i>	46.15%	9.68%	4.55%	25.99%	0.00%	12.03%	1.60%	

*Bloomfield Hills Schools

City of Bloomfield Hills



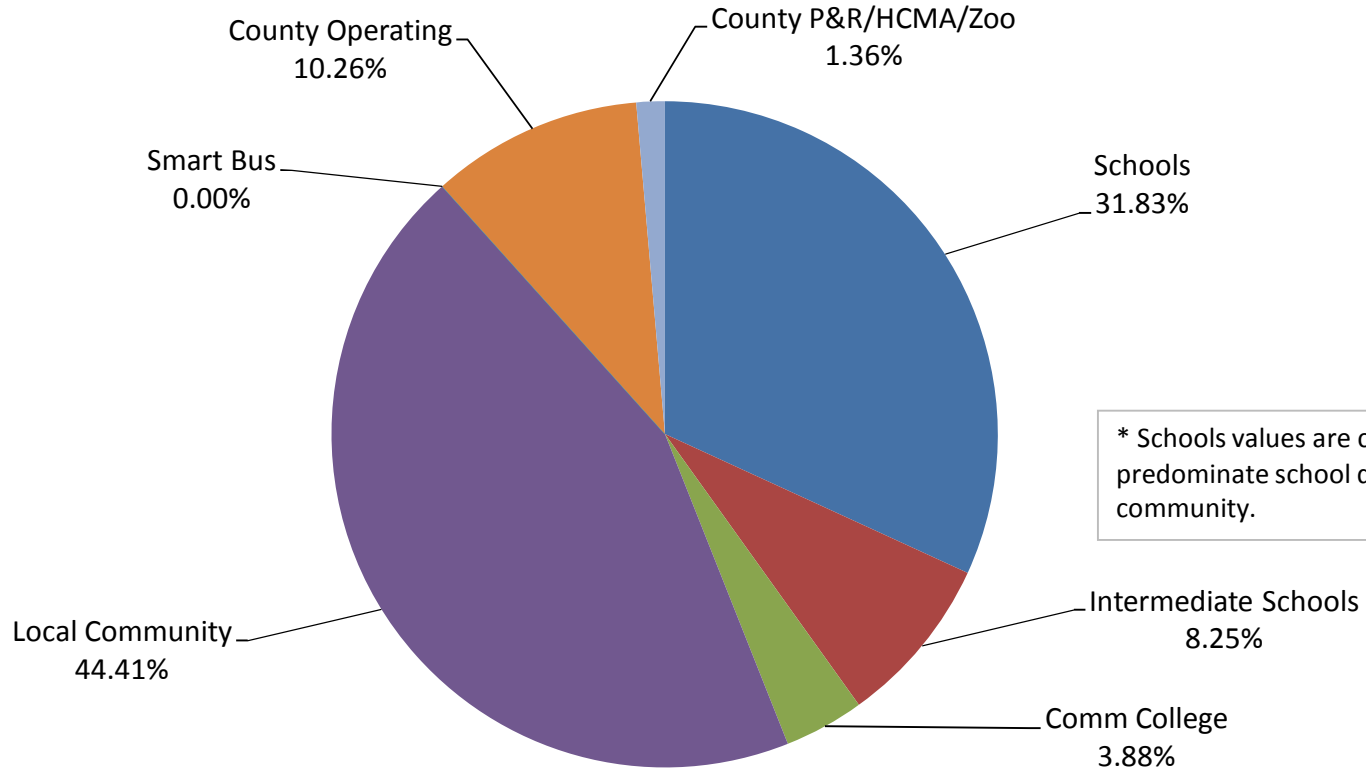
* Schools values are calculated using the predominate school district for the community.

Average
Taxable Value \$63,450

	Schools	Intermediate Schools	Community College	Local Community	Smart Bus	Operations County	P&R/HCMA/ZOO County
<i>Rate</i>	13.0000	3.3690	1.5844	18.1373	0.0000	4.1900	0.5561
<i>Tax Dollars</i>	\$824.85	\$213.76	\$100.53	\$1,150.81	\$0.00	\$265.86	\$35.28
<i>Percentage</i>	31.83%	8.25%	3.88%	44.41%	0.00%	10.26%	1.36%

*Clarkston Schools

City of the Village of Clarkston



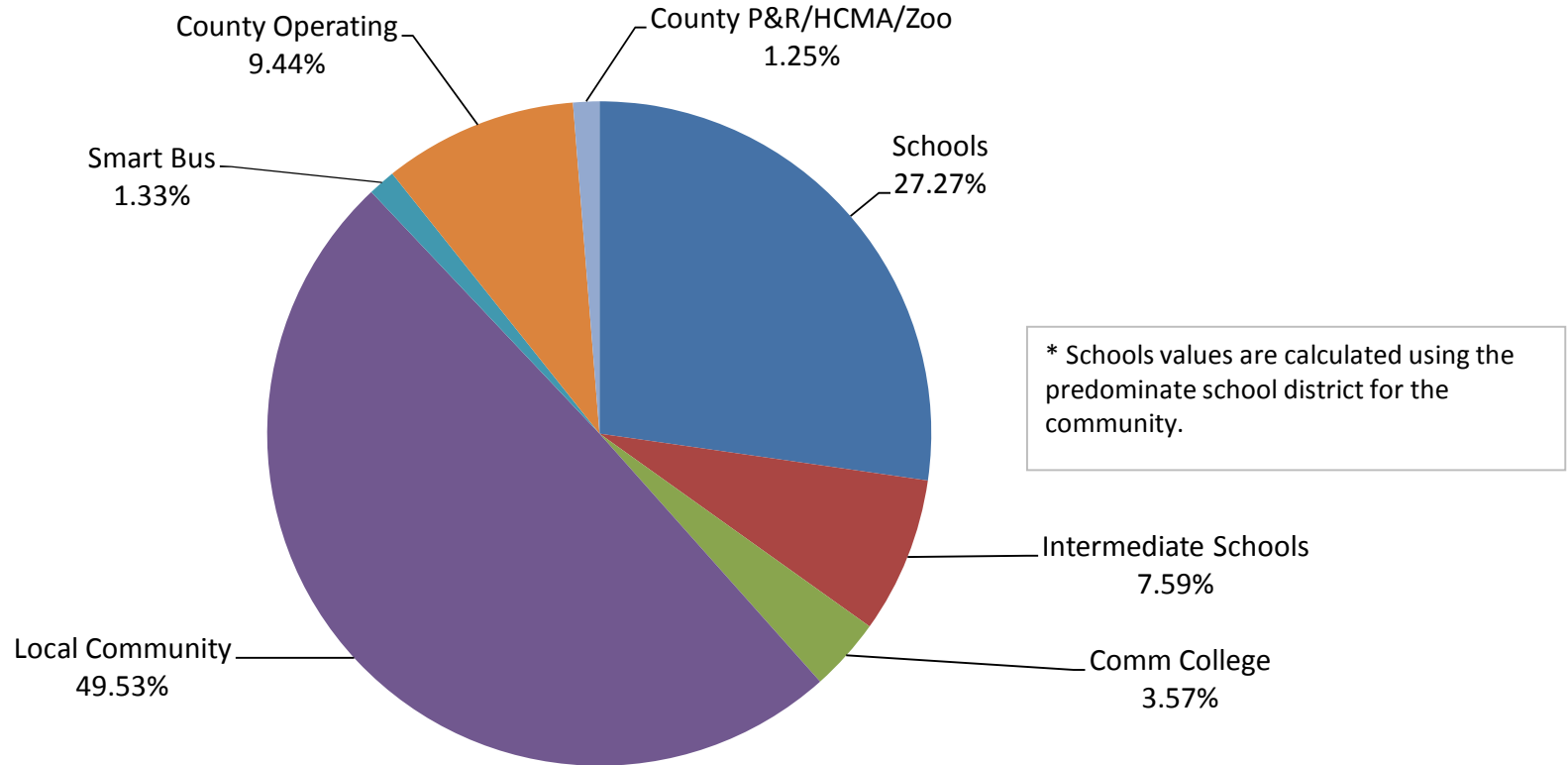
* Schools values are calculated using the predominate school district for the community.

Average
Taxable Value \$56,500

	Schools	Intermediate Schools	Community College	Local Community	Smart Bus	Operations	County P&R/HCMA/ZOO	County
<i>Rate</i>	12.1000	3.3690	1.5844	21.9759	0.5900	4.1900	0.5561	
<i>Tax Dollars</i>	\$683.65	\$190.35	\$89.52	\$1,241.64	\$33.34	\$236.74	\$31.42	
<i>Percentage</i>	27.27%	7.59%	3.57%	49.53%	1.33%	9.44%	1.25%	

*Clawson Schools

City of Clawson

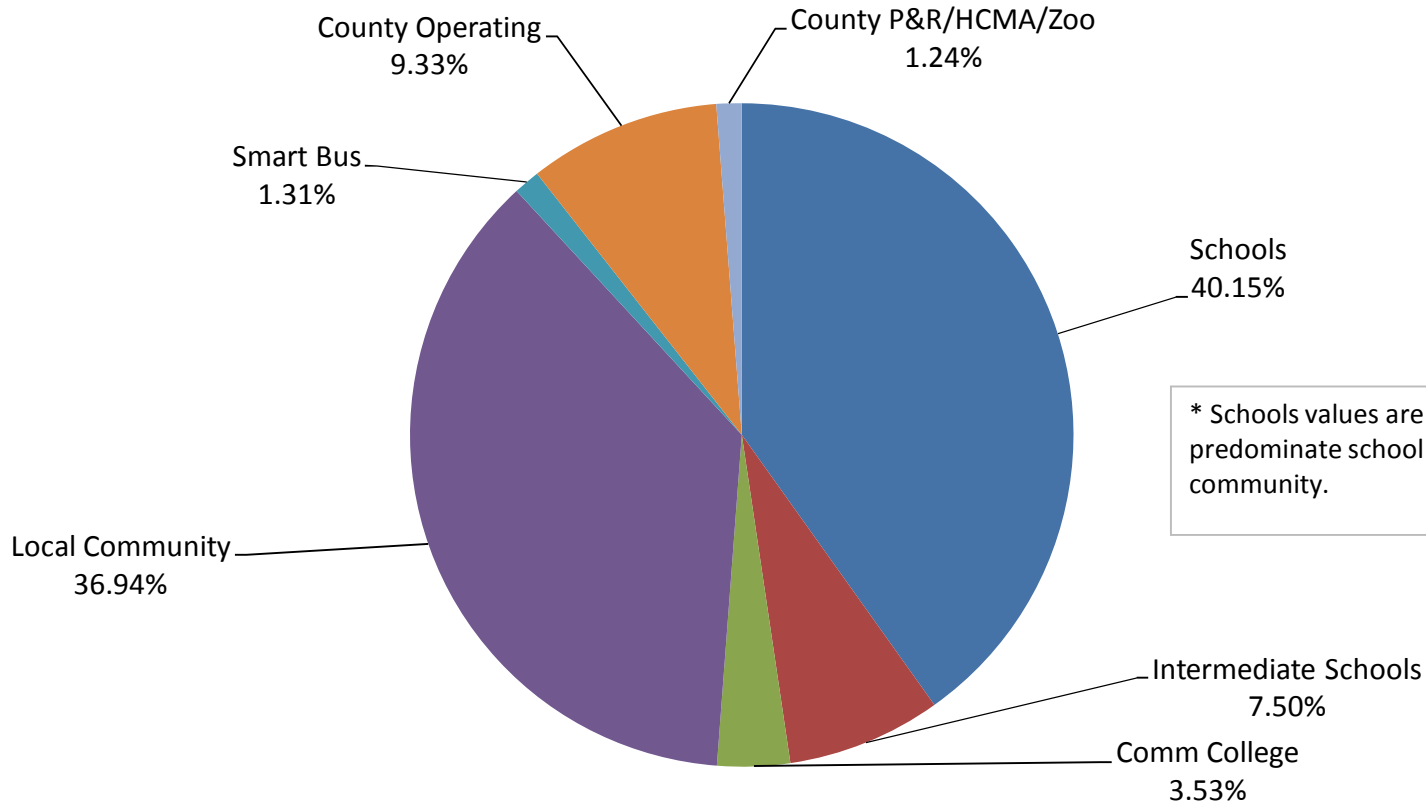


Average
Taxable Value \$67,250

	Schools	Intermediate Schools	Community College	Local Community	Smart Bus	Operations	County P&R/HCMA/ZOO	County
<i>Rate</i>	18.0278		3.3690	1.5844	16.5856	0.5900	4.1900	0.5561
<i>Tax Dollars</i>	\$1,212.37		\$226.57	\$106.55	\$1,115.38	\$39.68	\$281.78	\$37.40
<i>Percentage</i>	40.15%		7.50%	3.53%	36.94%	1.31%	9.33%	1.24%

*Farmington Schools

City of Farmington



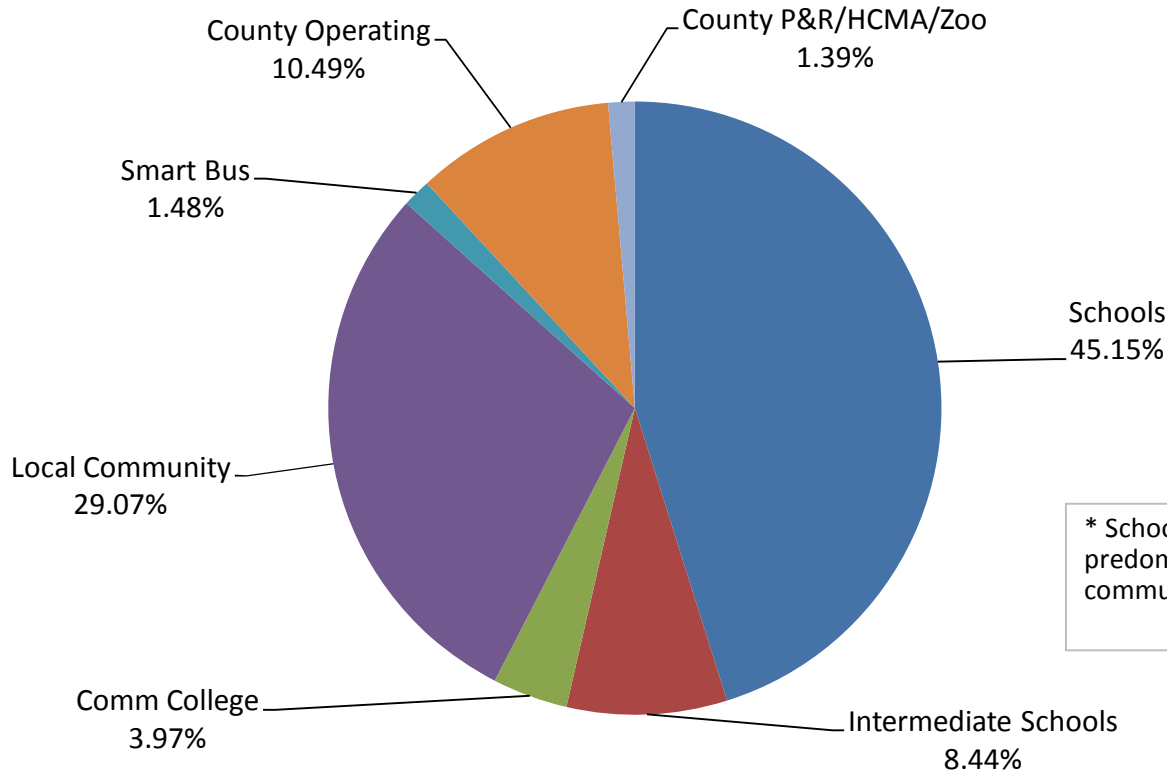
* Schools values are calculated using the predominate school district for the community.

Average
Taxable Value \$87,500

	Schools	Intermediate Schools	Community College	Local Community	Smart Bus	County Operations	County P&R/HCMA/ZOO	County
<i>Rate</i>	18.0278	3.3690	1.5844	11.6072	0.5900	4.1900	0.5561	
<i>Tax Dollars</i>	\$1,577.43	\$294.79	\$138.64	\$1,015.63	\$51.63	\$366.63	\$48.66	
<i>Percentage</i>	45.15%	8.44%	3.97%	29.07%	1.48%	10.49%	1.39%	

*Farmington Schools

City of Farmington Hills



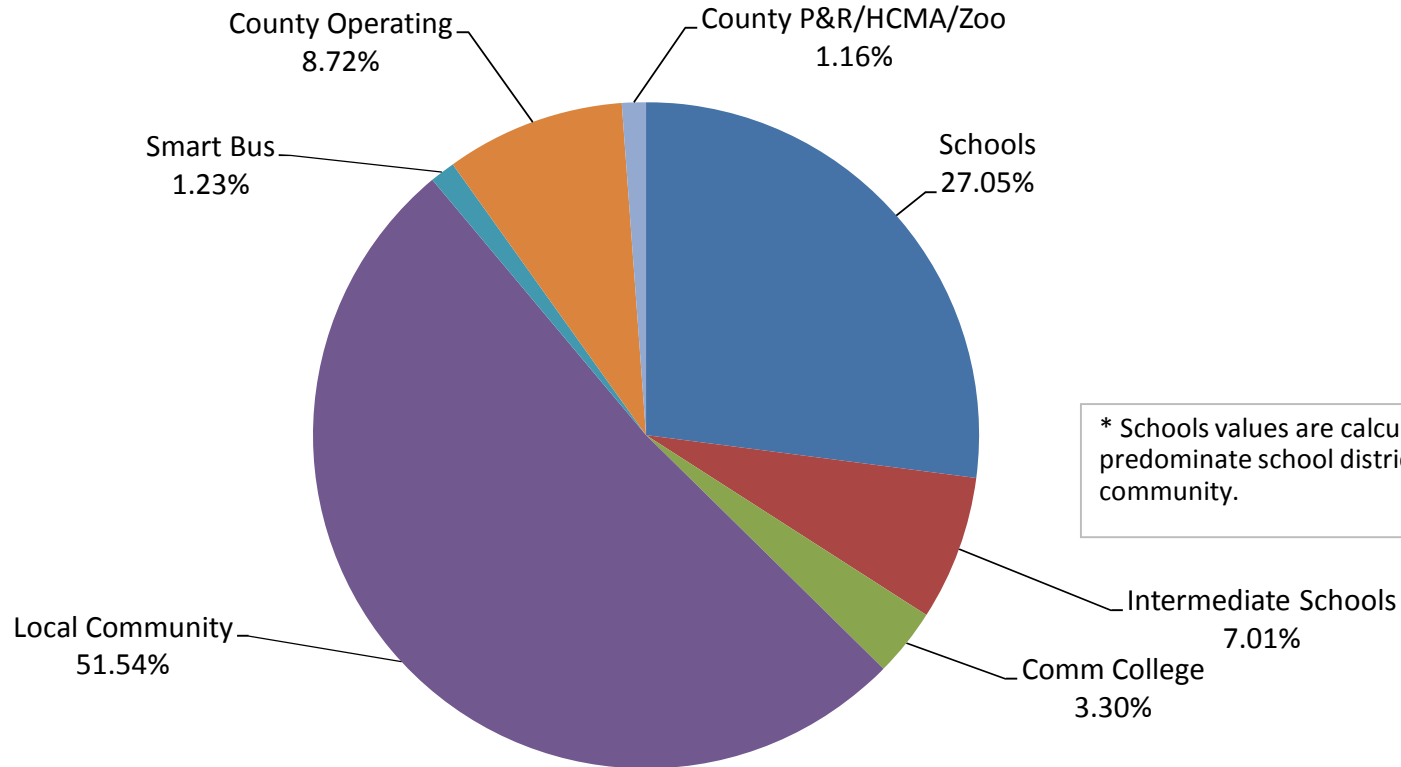
* Schools values are calculated using the predominate school district for the community.

Average
Taxable Value \$50,000

	Schools	Intermediate Schools	Community College	Local Community	Smart Bus	Operations	County P&R/HCMA/ZOO	County
<i>Rate</i>	13.0000	3.3690	1.5844	24.7689	0.5900	4.1900	0.5561	
<i>Tax Dollars</i>	\$650.00	\$168.45	\$79.22	\$1,238.45	\$29.50	\$209.50	\$27.81	
<i>Percentage</i>	27.05%	7.01%	3.30%	51.54%	1.23%	8.72%	1.16%	

*Ferndale Schools

City of Ferndale



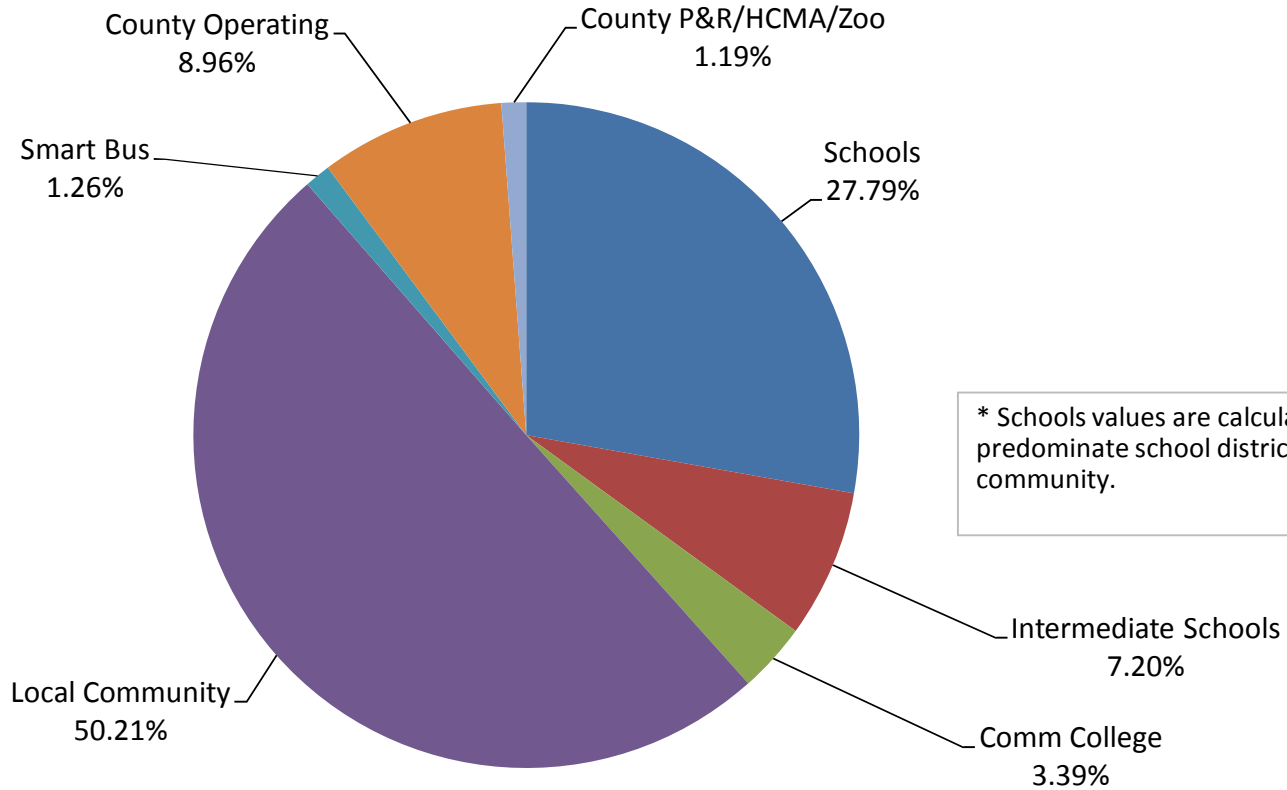
* Schools values are calculated using the predominate school district for the community.

Average
Taxable Value \$32,500

	Schools	Intermediate Schools	Community College	Local Community	Smart Bus	Operations	County P&R/HCMA/ZOO	County
<i>Rate</i>	13.0000		3.3690	1.5844	23.4884	0.5900	4.1900	0.5561
<i>Tax Dollars</i>	\$422.50		\$109.49	\$51.49	\$763.37	\$19.18	\$136.18	\$18.07
<i>Percentage</i>	27.79%		7.20%	3.39%	50.21%	1.26%	8.96%	1.19%

*Hazel Park Schools

City of Hazel Park



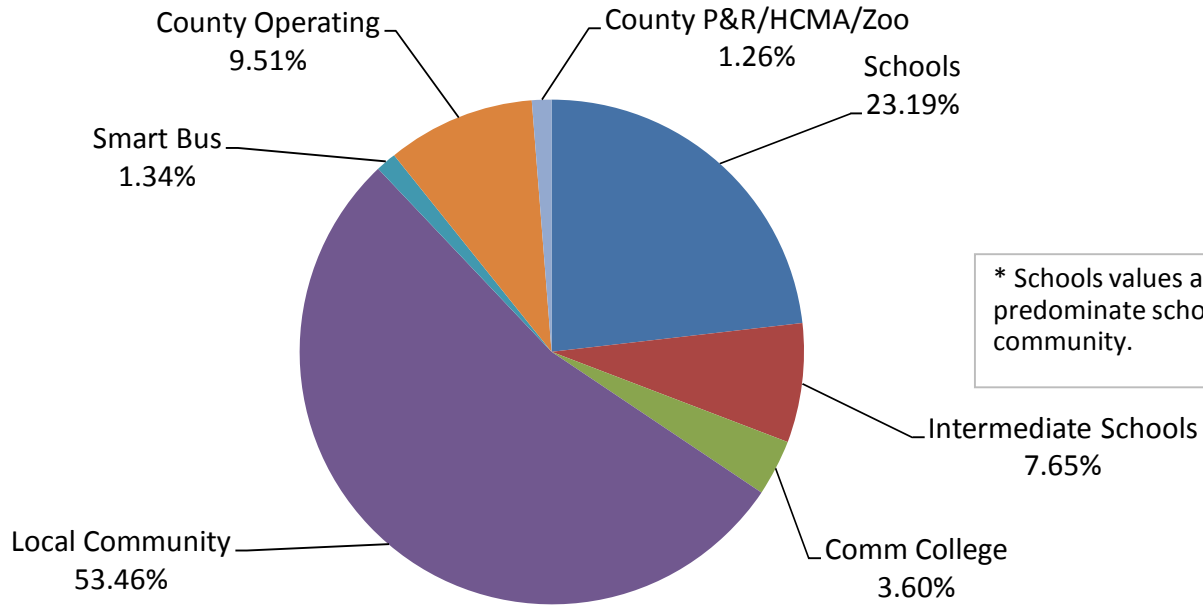
* Schools values are calculated using the predominate school district for the community.

Average
Taxable Value \$105,244

	Schools	Intermediate Schools	Community College	Local Community	Smart Bus	Operations	County P&R/HCMA/ZOO	County
<i>Rate</i>	10.2167	3.3690	1.5844	23.5595	0.5900	4.1900	0.5561	
<i>Tax Dollars</i>	\$1,075.25	\$354.57	\$166.75	\$2,479.50	\$62.09	\$440.97	\$58.53	
<i>Percentage</i>	23.19%	7.65%	3.60%	53.46%	1.34%	9.51%	1.26%	

*Berkley Schools

City of Huntington Woods



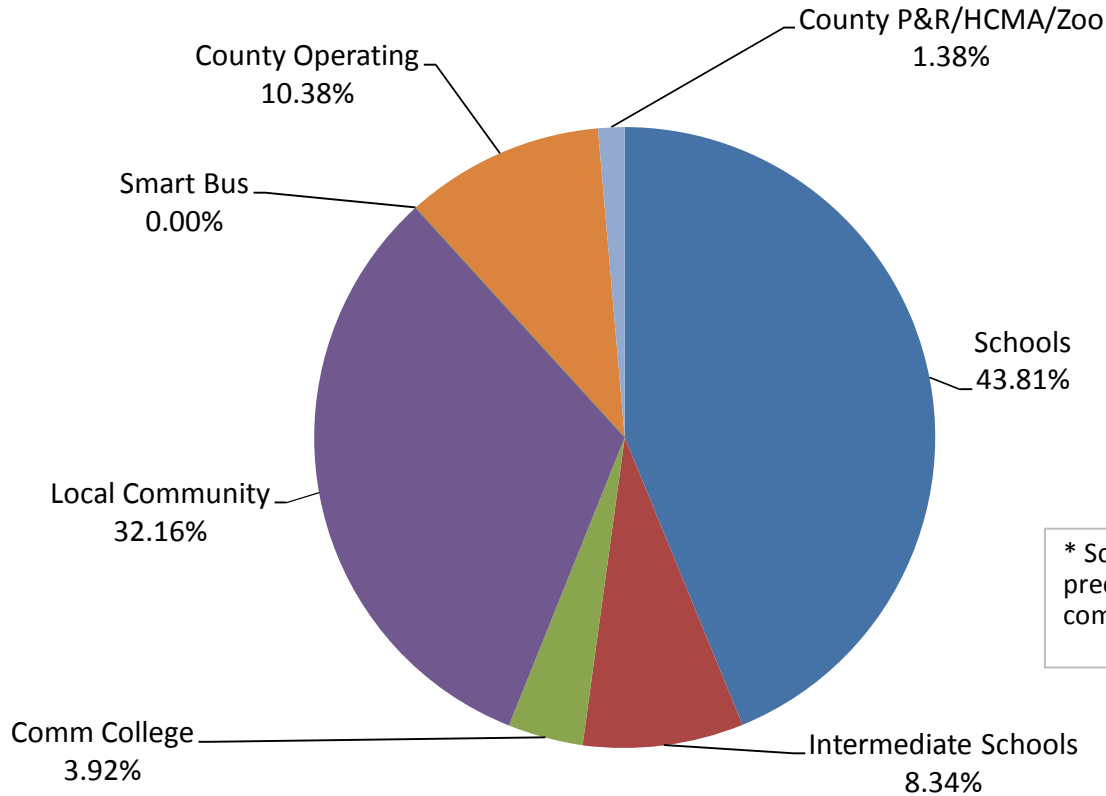
* Schools values are calculated using the predominate school district for the community.

Average
Taxable Value \$77,950

*West Bloomfield Schools

	Schools	Intermediate Schools	Community College	Local Community	Smart Bus	Operations	County P&R/HCMA/ZOO	County
<i>Rate</i>	17.6886	3.3690	1.5844	12.9853	0.0000	4.1900	0.5561	
<i>Tax Dollars</i>	\$1,378.83	\$262.61	\$123.50	\$1,012.20	\$0.00	\$326.61	\$43.35	
<i>Percentage</i>	43.81%	8.34%	3.92%	32.16%	0.00%	10.38%	1.38%	

City of Keego Harbor



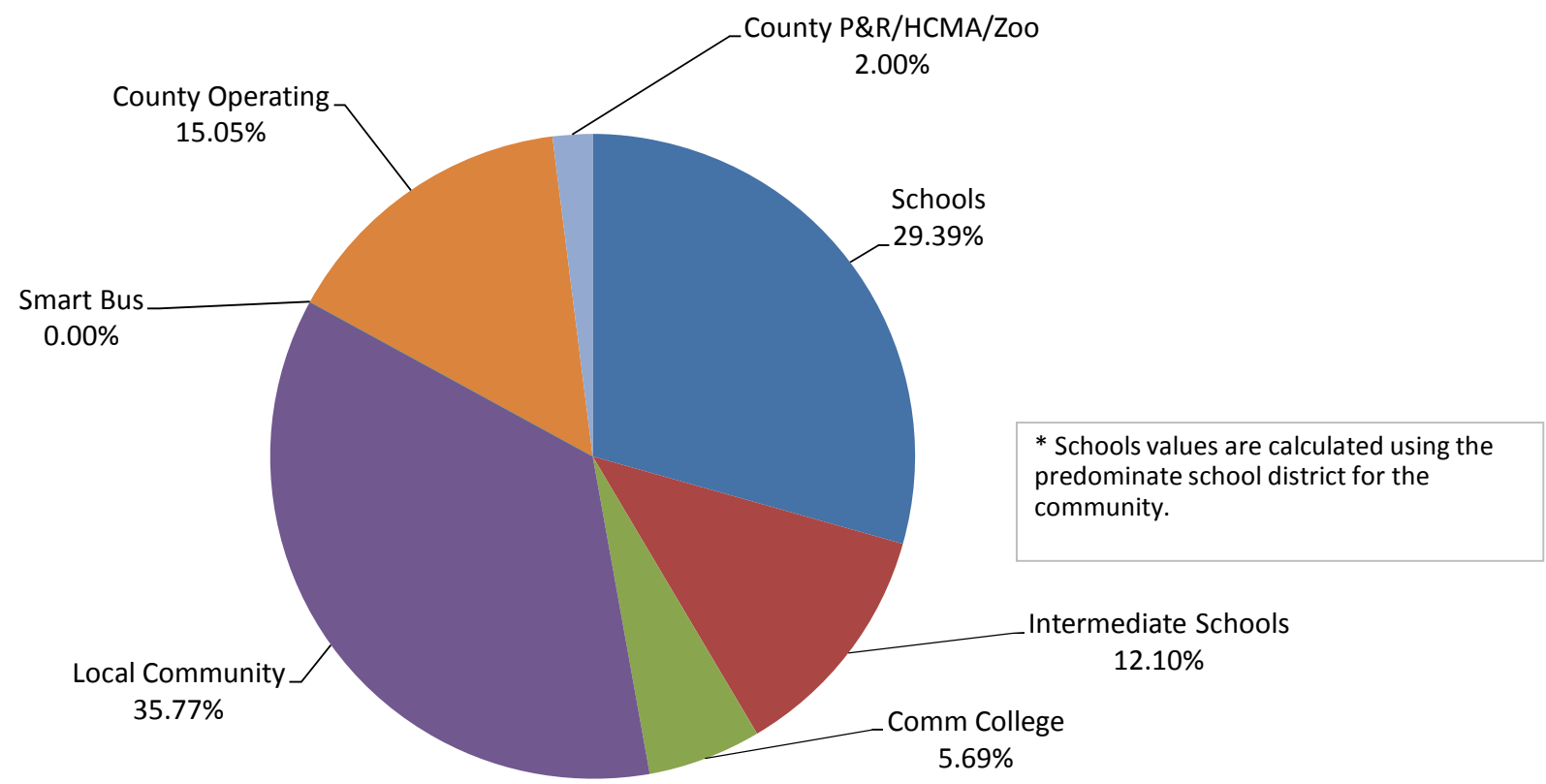
* Schools values are calculated using the predominate school district for the community.

Average
Taxable Value \$510,750

*Pontiac Schools

	Schools	Intermediate Schools	Community College	Local Community	Smart Bus	Operations	County P&R/HCMA/ZOO	County
<i>Rate</i>	8.1800	3.3690	1.5844	9.9571	0.0000	4.1900	0.5561	
<i>Tax Dollars</i>	\$4,177.94	\$1,720.72	\$809.23	\$5,085.59	\$0.00	\$2,140.04	\$284.03	
<i>Percentage</i>	29.39%	12.10%	5.69%	35.77%	0.00%	15.05%	2.00%	

City of Lake Angelus

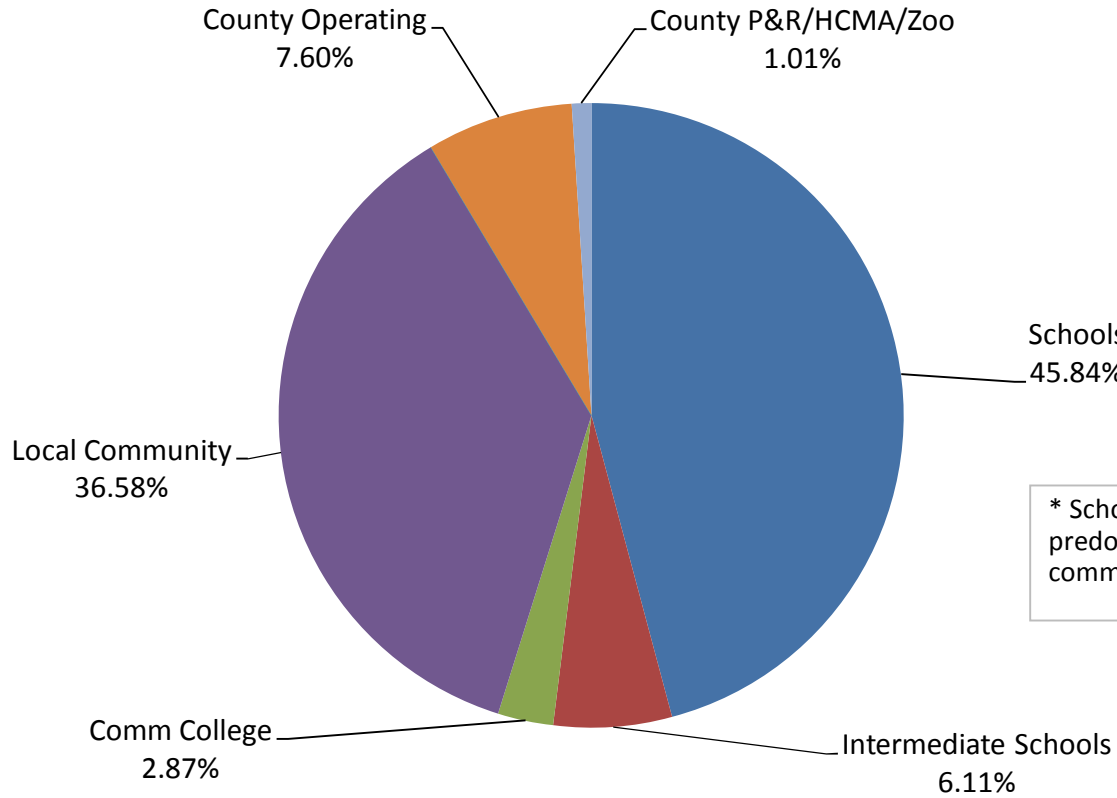


Average
Taxable Value \$58,500

	Schools	Intermediate Schools	Community College	Local Community	Smart Bus	County Operations	County P&R/HCMA/ZOO	County
<i>Rate</i>		25.2868	3.3690	1.5844	20.1755	0.0000	4.1900	0.5561
<i>Tax Dollars</i>		\$1,479.28	\$197.09	\$92.69	\$1,180.27	\$0.00	\$245.12	\$32.53
<i>Percentage</i>		45.84%	6.11%	2.87%	36.58%	0.00%	7.60%	1.01%

*Southfield Schools

City of Lathrup Village



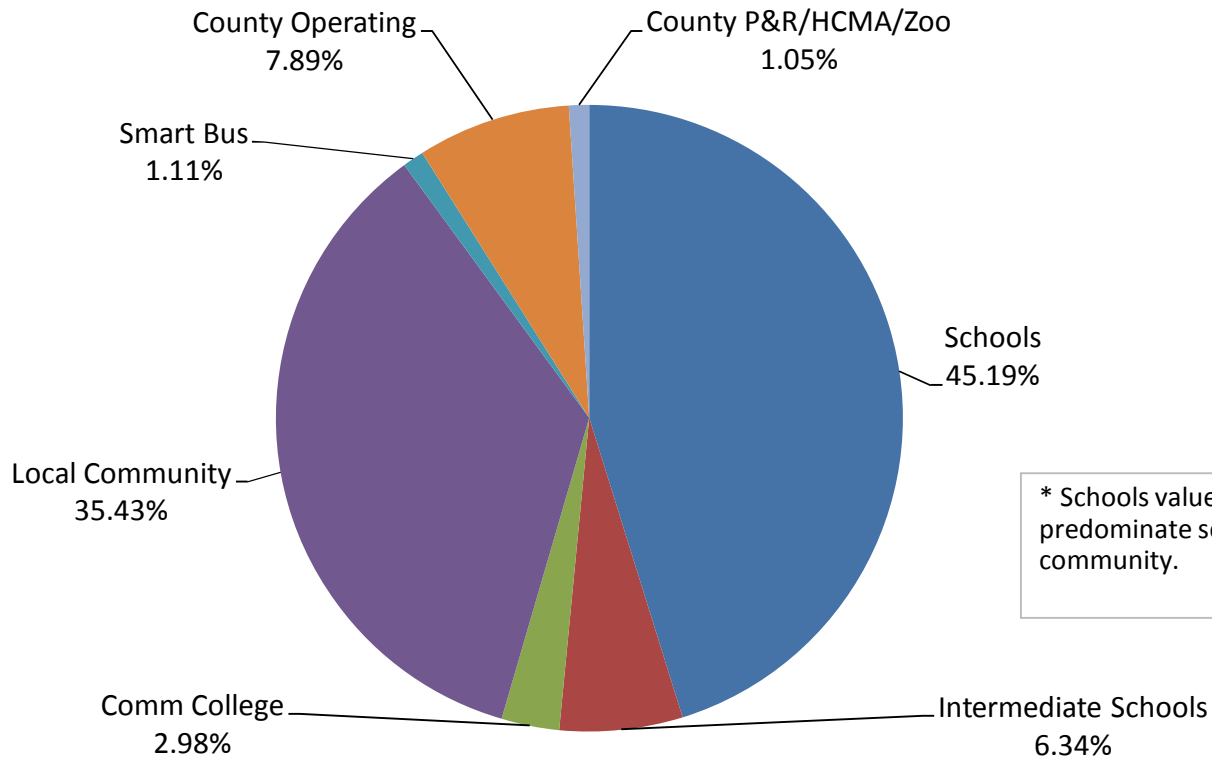
* Schools values are calculated using the predominate school district for the community.

Average
Taxable Value \$45,000

	Schools	Intermediate Schools	Community College	Local Community	Smart Bus	Operations	County P&R/HCMA/ZOO	County
<i>Rate</i>	23.9993	3.3690	1.5844	18.8146	0.5900	4.1900	0.5561	
<i>Tax Dollars</i>	\$1,079.97	\$151.61	\$71.30	\$846.66	\$26.55	\$188.55	\$25.02	
<i>Percentage</i>	45.19%	6.34%	2.98%	35.43%	1.11%	7.89%	1.05%	

*Lamphere Schools

City of Madison Heights



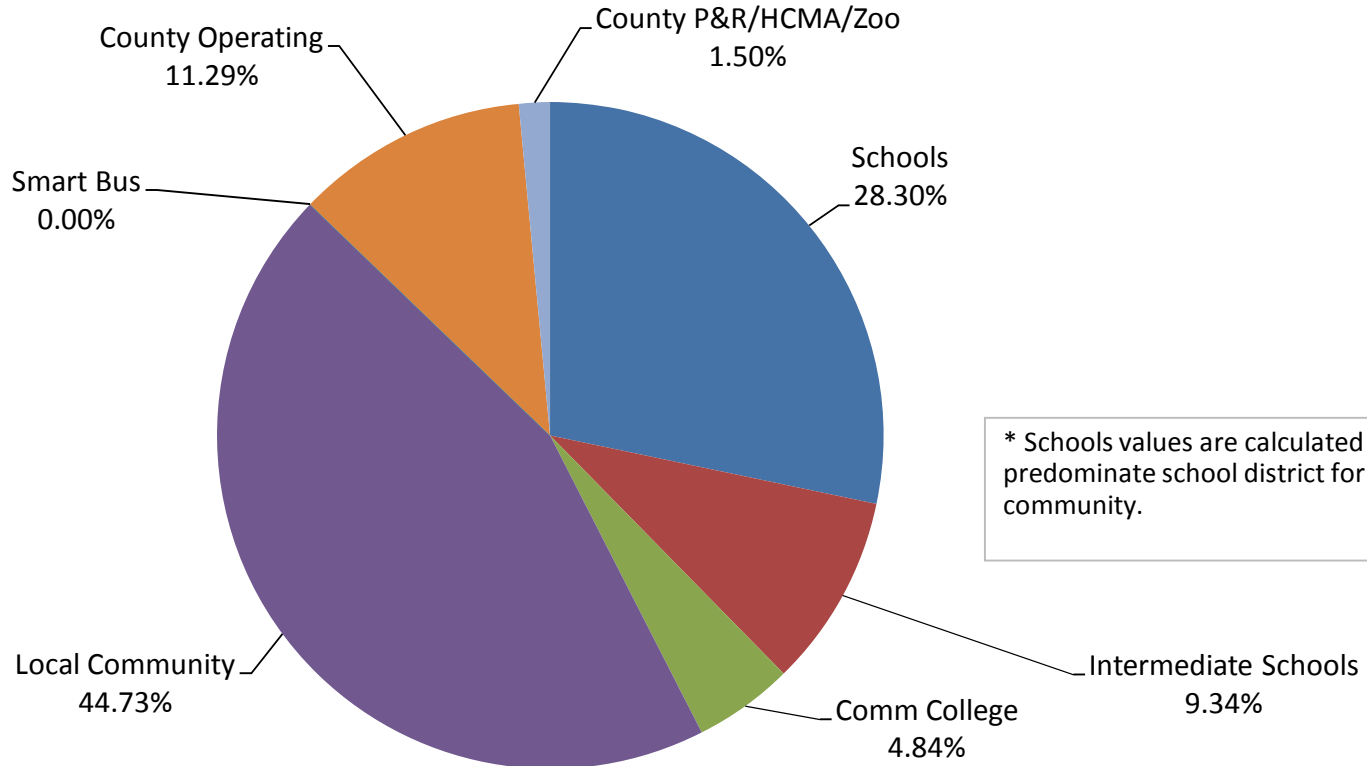
* Schools values are calculated using the predominate school district for the community.

Average
Taxable Value \$81,500

	Schools	Intermediate Schools	Community College	Local Community	Smart Bus	Operations	County P&R/HCMA/ZOO	County
<i>Rate</i>	10.5000	3.4643	1.7967	16.5961	0.0000	4.1900	0.5561	
<i>Tax Dollars</i>	\$855.75	\$282.34	\$146.43	\$1,352.58	\$0.00	\$341.49	\$45.32	
<i>Percentage</i>	28.30%	9.34%	4.84%	44.73%	0.00%	11.29%	1.50%	

*Northville Schools

City of Northville



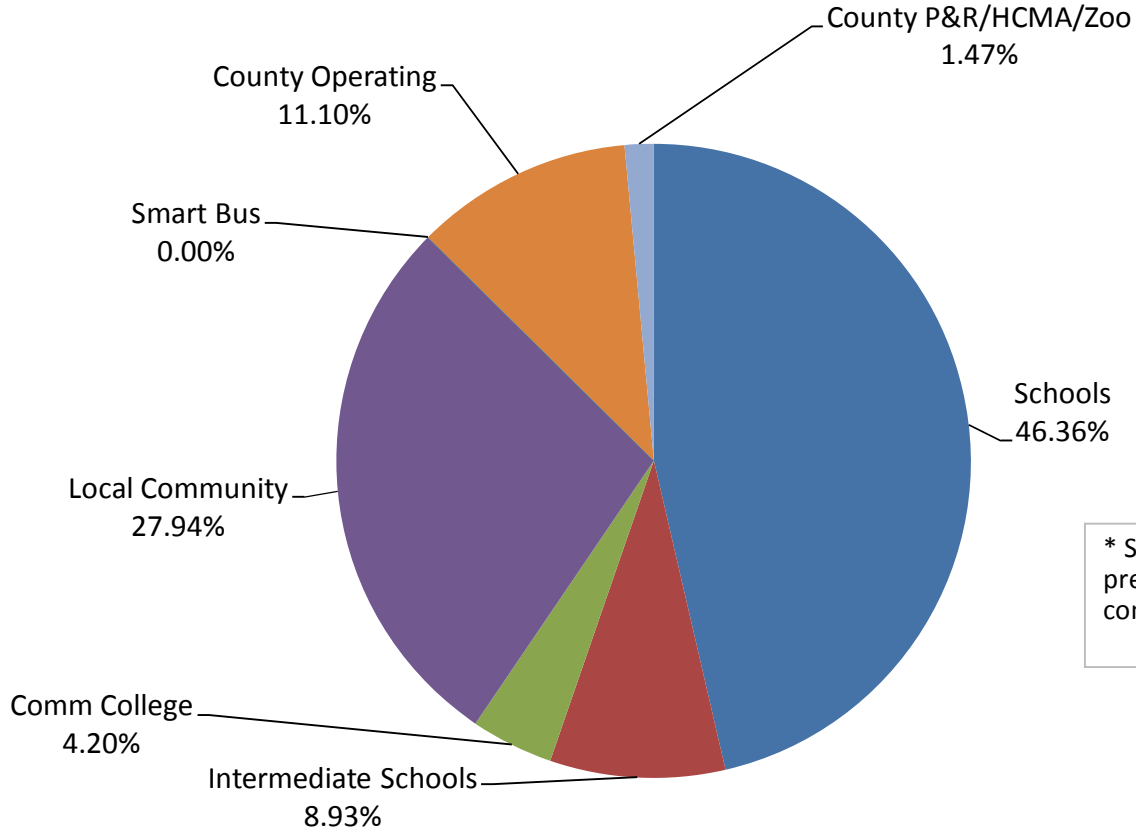
* Schools values are calculated using the predominate school district for the community.

Average Taxable Value \$111,730

*Novi Schools

	Schools	Intermediate Schools	Community College	Local Community	Smart Bus	Operations	County P&R/HCMA/ZOO	County
<i>Rate</i>	17.4931	3.3690	1.5844	10.5416	0.0000	4.1900	0.5561	
<i>Tax Dollars</i>	\$1,954.50	\$376.42	\$177.03	\$1,177.81	\$0.00	\$468.15	\$62.13	
<i>Percentage</i>	46.36%	8.93%	4.20%	27.94%	0.00%	11.10%	1.47%	

City of Novi



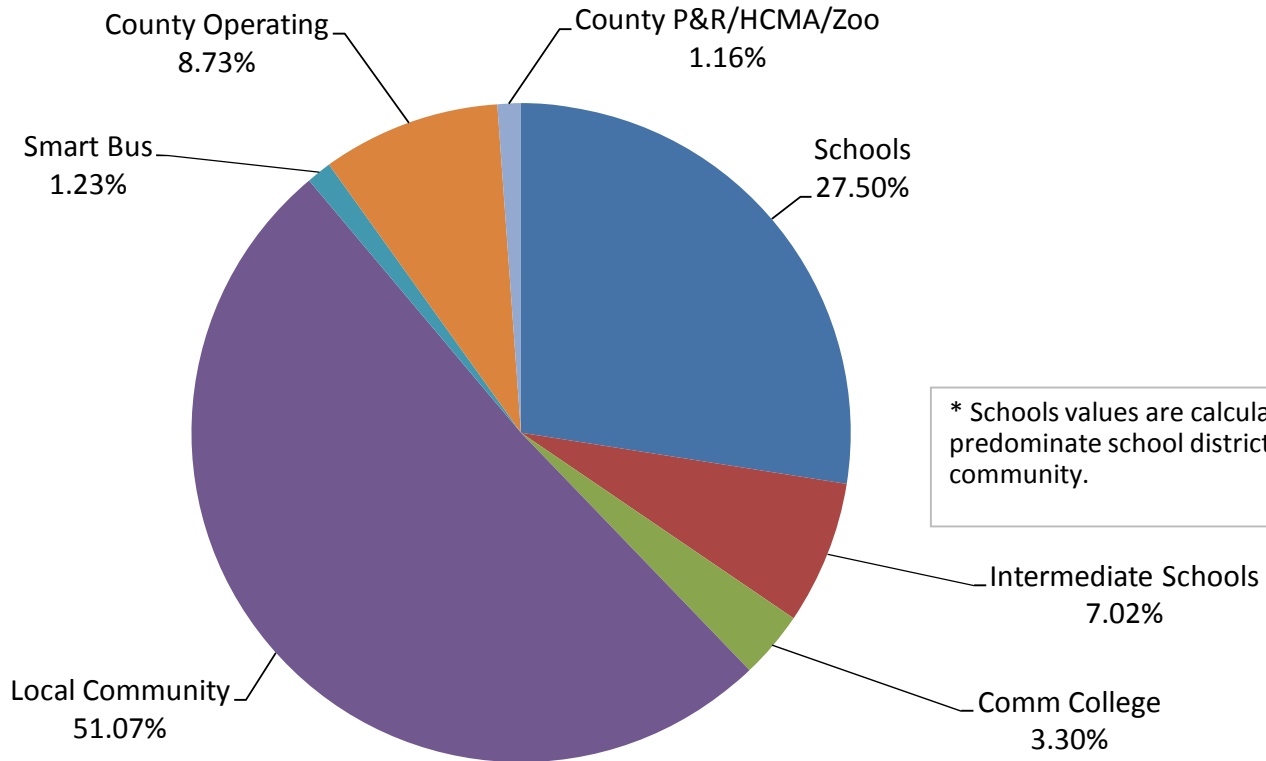
* Schools values are calculated using the predominate school district for the community.

Average
Taxable Value \$40,000

	Schools	Intermediate Schools	Community College	Local Community	Smart Bus	Operations	County P&R/HCMA/ZOO	County
<i>Rate</i>	13.2000	3.3690	1.5844	24.5191	0.5900	4.1900	0.5561	
<i>Tax Dollars</i>	\$528.00	\$134.76	\$63.38	\$980.76	\$23.60	\$167.60	\$22.24	
<i>Percentage</i>	27.50%	7.02%	3.30%	51.07%	1.23%	8.73%	1.16%	

*Oak Park Schools

City of Oak Park



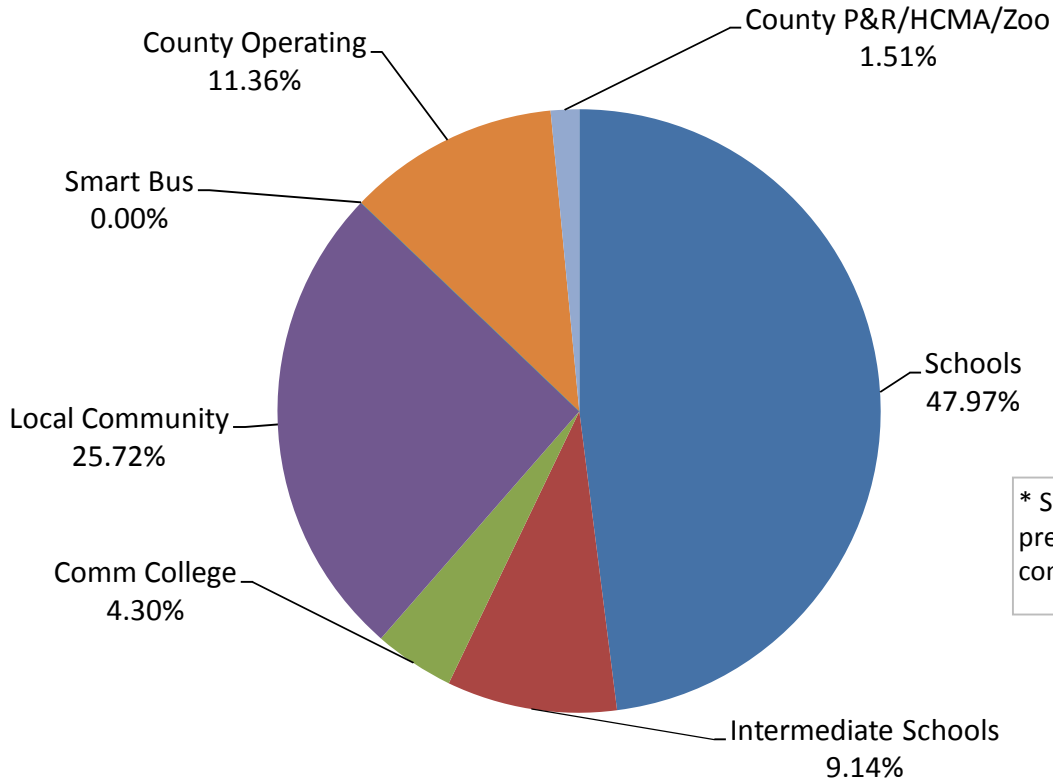
* Schools values are calculated using the predominate school district for the community.

Average
Taxable Value \$137,000

	Schools	Intermediate Schools	Community College	Local Community	Smart Bus	Operations	County P&R/HCMA/ZOO	County
<i>Rate</i>	17.6886	3.3690	1.5844	9.4830	0.0000	4.1900	0.5561	
<i>Tax Dollars</i>	\$2,423.34	\$461.55	\$217.06	\$1,299.17	\$0.00	\$574.03	\$76.19	
<i>Percentage</i>	47.97%	9.14%	4.30%	25.72%	0.00%	11.36%	1.51%	

*West Bloomfield Schools

City of Orchard Lake



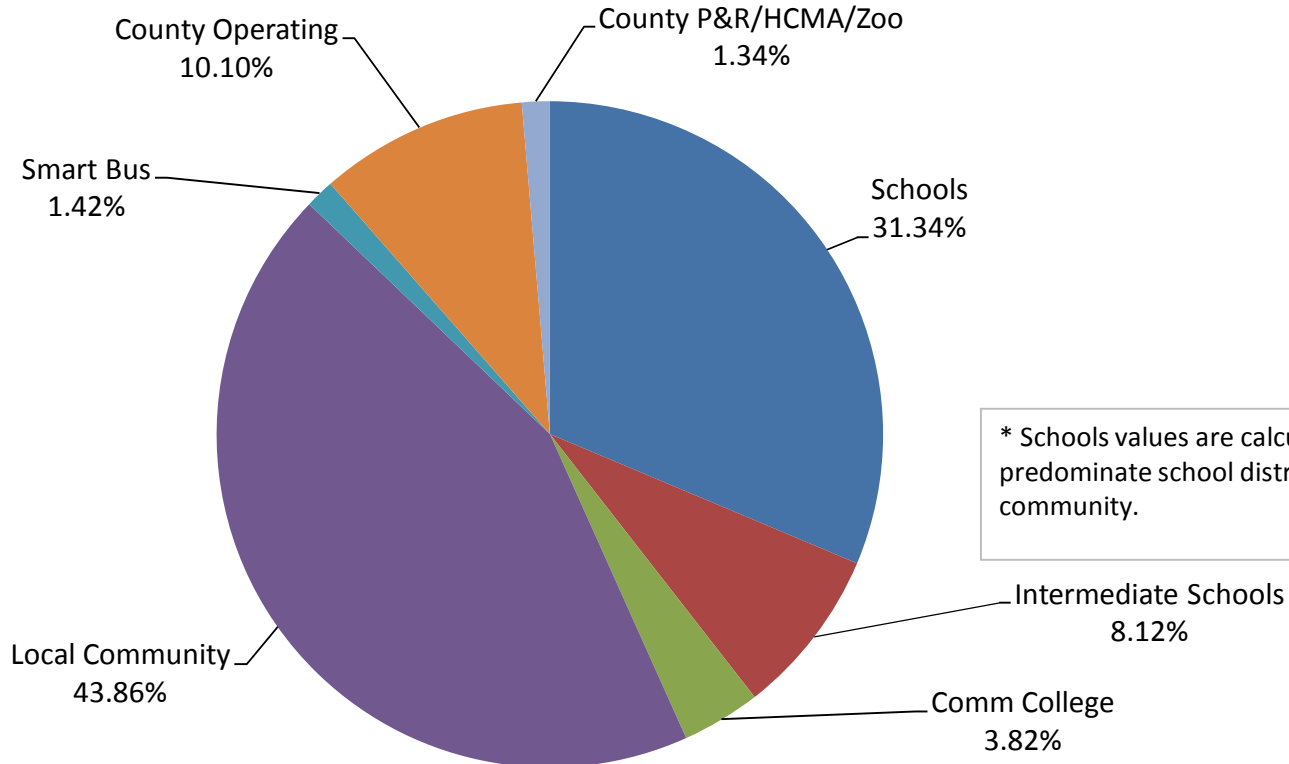
* Schools values are calculated using the predominate school district for the community.

Average
Taxable Value \$83,500

	Schools	Intermediate Schools	Community College	Local Community	Smart Bus	Operations	County P&R/HCMA/ZOO	County
<i>Rate</i>	13.0000	3.3690	1.5844	18.1928	0.5900	4.1900	0.5561	
<i>Tax Dollars</i>	\$1,085.50	\$281.31	\$132.30	\$1,519.10	\$49.27	\$349.87	\$46.43	
<i>Percentage</i>	31.34%	8.12%	3.82%	43.86%	1.42%	10.10%	1.34%	

*Ferndale Schools

City of Pleasant Ridge



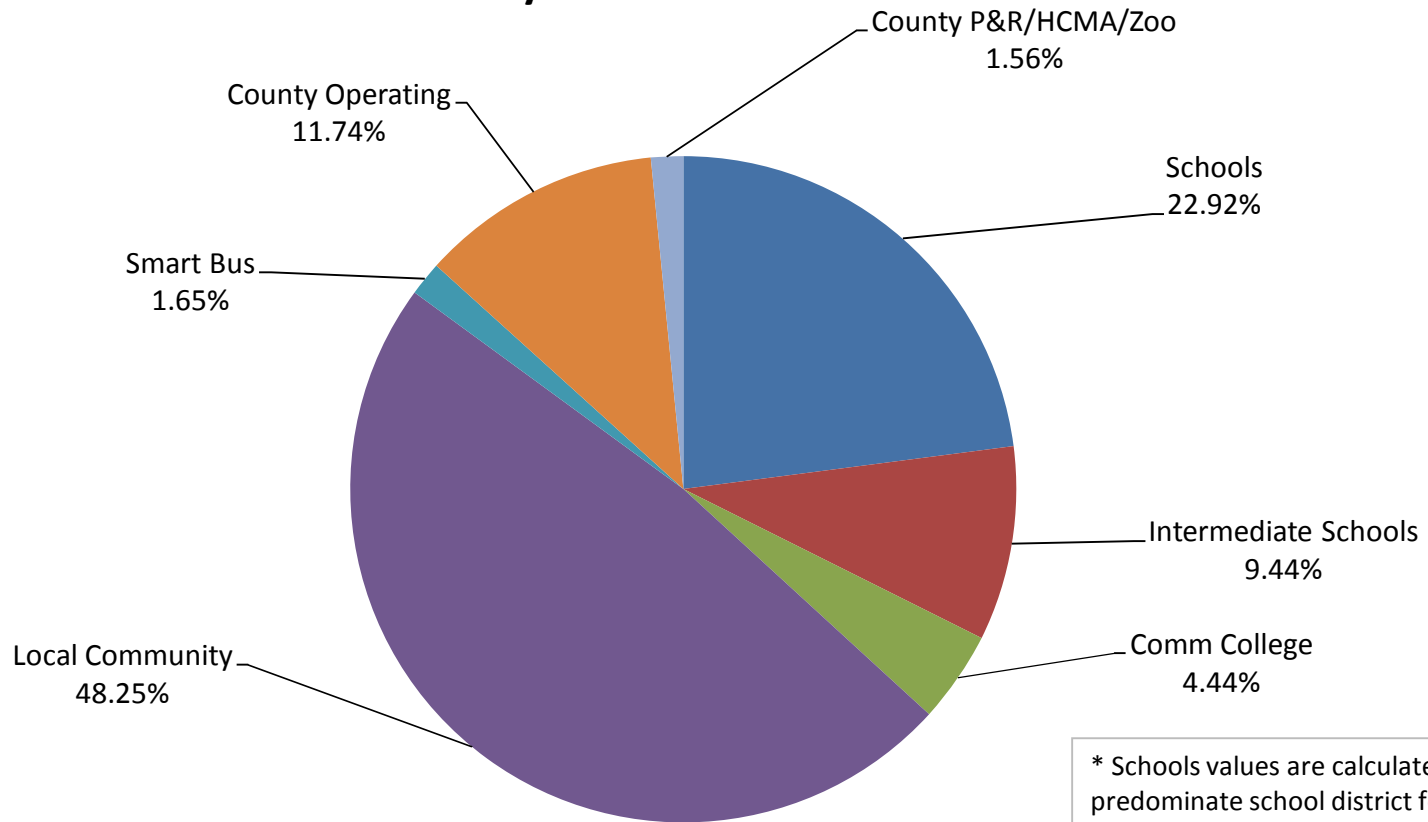
* Schools values are calculated using the predominate school district for the community.

Average
Taxable Value \$32,115

	Schools	Intermediate Schools	Community College	Local Community	Smart Bus	Operations	County P&R/HCMA/ZOO	County
<i>Rate</i>	8.1800	3.3690	1.5844	17.2211	0.5900	4.1900	0.5561	
<i>Tax Dollars</i>	\$262.70	\$108.20	\$50.88	\$553.06	\$18.95	\$134.56	\$17.86	
<i>Percentage</i>	22.92%	9.44%	4.44%	48.25%	1.65%	11.74%	1.56%	

*Pontiac Schools

City of Pontiac



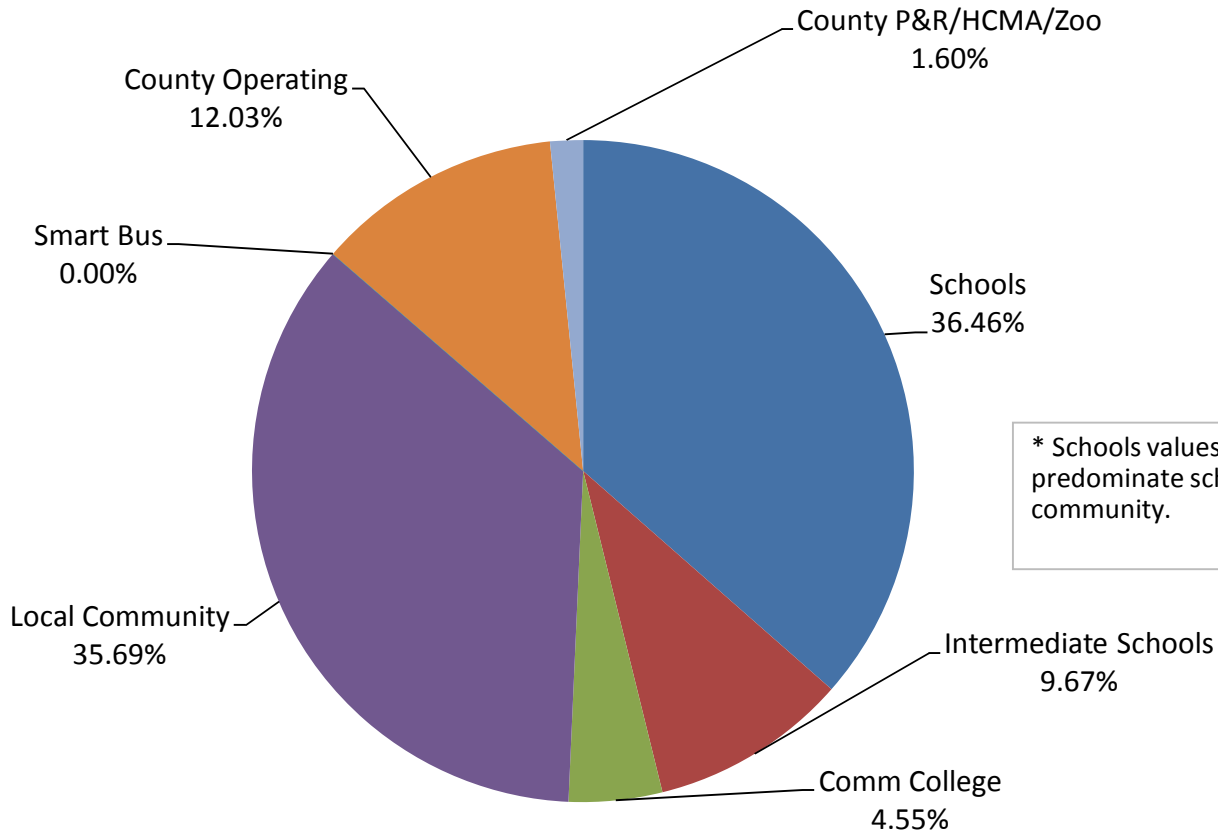
* Schools values are calculated using the predominate school district for the community.

Average
Taxable Value \$126,500

	Schools	Intermediate Schools	Community College	Local Community	Smart Bus	Operations	County P&R/HCMA/ZOO	County
<i>Rate</i>	12.7000		3.3690	1.5844	12.4304	0.0000	4.1900	0.5561
<i>Tax Dollars</i>	\$1,606.55		\$426.18	\$200.43	\$1,572.45	\$0.00	\$530.04	\$70.35
<i>Percentage</i>	36.46%		9.67%	4.55%	35.69%	0.00%	12.03%	1.60%

*Rochester Schools

City of Rochester



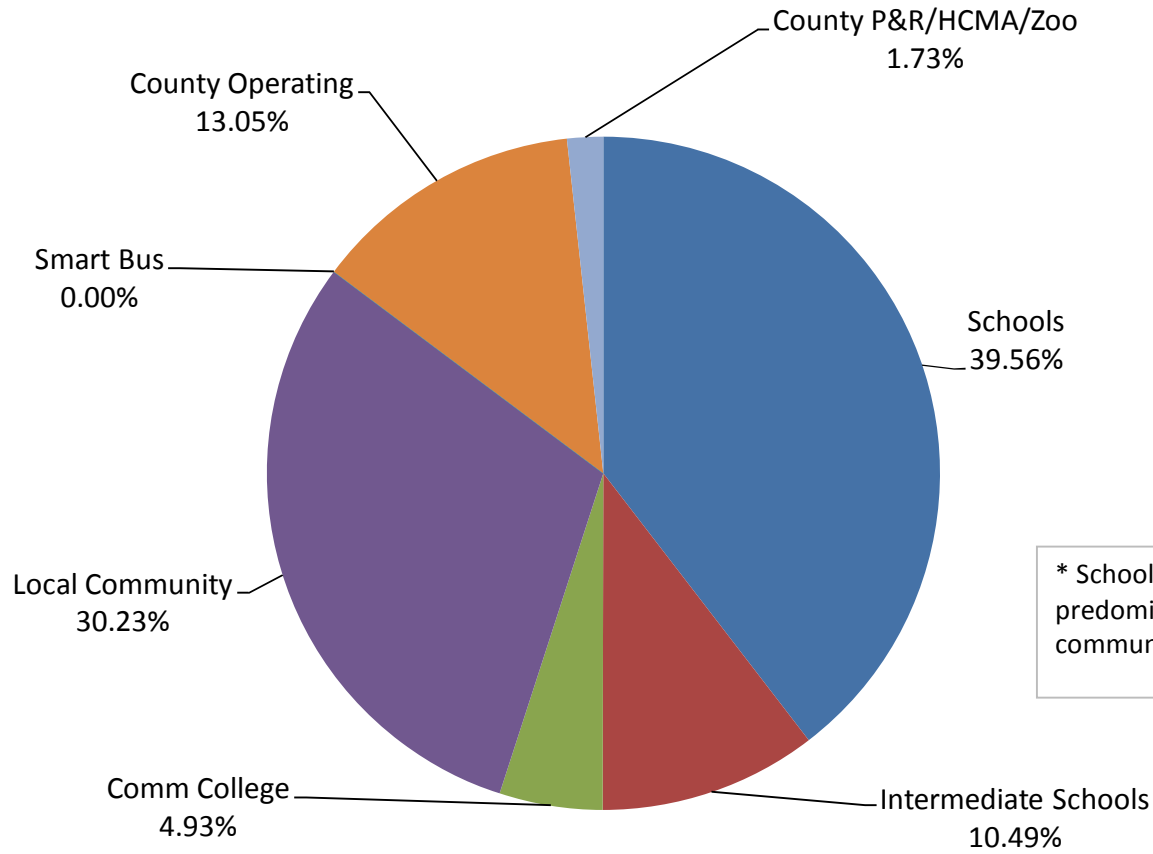
* Schools values are calculated using the predominate school district for the community.

Average
Taxable Value \$91,000

	Schools	Intermediate Schools	Community College	Local Community	Smart Bus	Operations	County P&R/HCMA/ZOO	County
<i>Rate</i>	12.7000	3.3690	1.5844	9.7060	0.0000	4.1900	0.5561	
<i>Tax Dollars</i>	\$1,155.70	\$306.58	\$144.18	\$883.25	\$0.00	\$381.29	\$50.61	
<i>Percentage</i>	39.56%	10.49%	4.93%	30.23%	0.00%	13.05%	1.73%	

*Rochester Schools

City of Rochester Hills



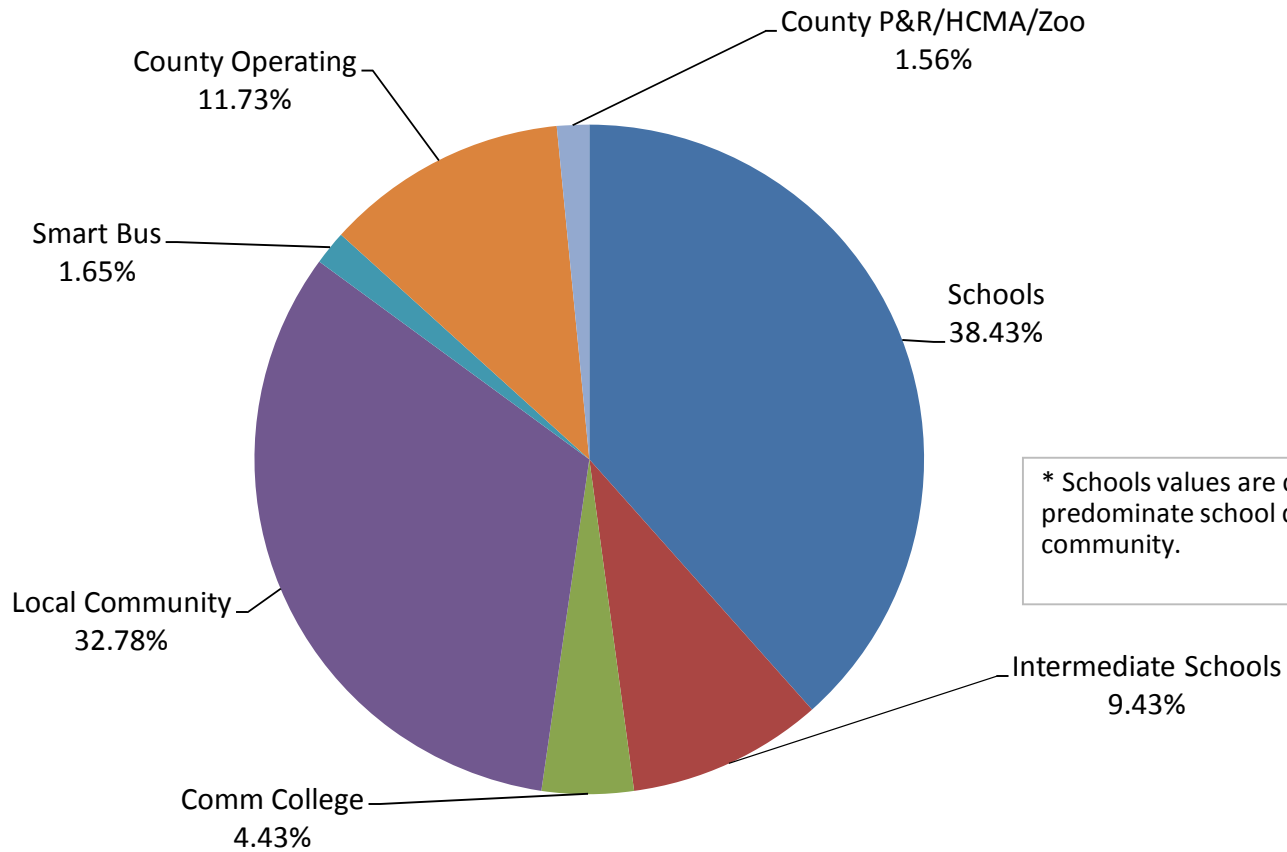
* Schools values are calculated using the predominate school district for the community.

Average
Taxable Value \$71,809

	Schools	Intermediate Schools	Community College	Local Community	Smart Bus	County Operations	County P&R/HCMA/ZOO	County
<i>Rate</i>	13.7312	3.3690	1.5844	11.7131	0.5900	4.1900	0.5561	
<i>Tax Dollars</i>	\$986.02	\$241.92	\$113.77	\$841.11	\$42.37	\$300.88	\$39.93	
<i>Percentage</i>	38.43%	9.43%	4.43%	32.78%	1.65%	11.73%	1.56%	

*Royal Oak Schools

City of Royal Oak



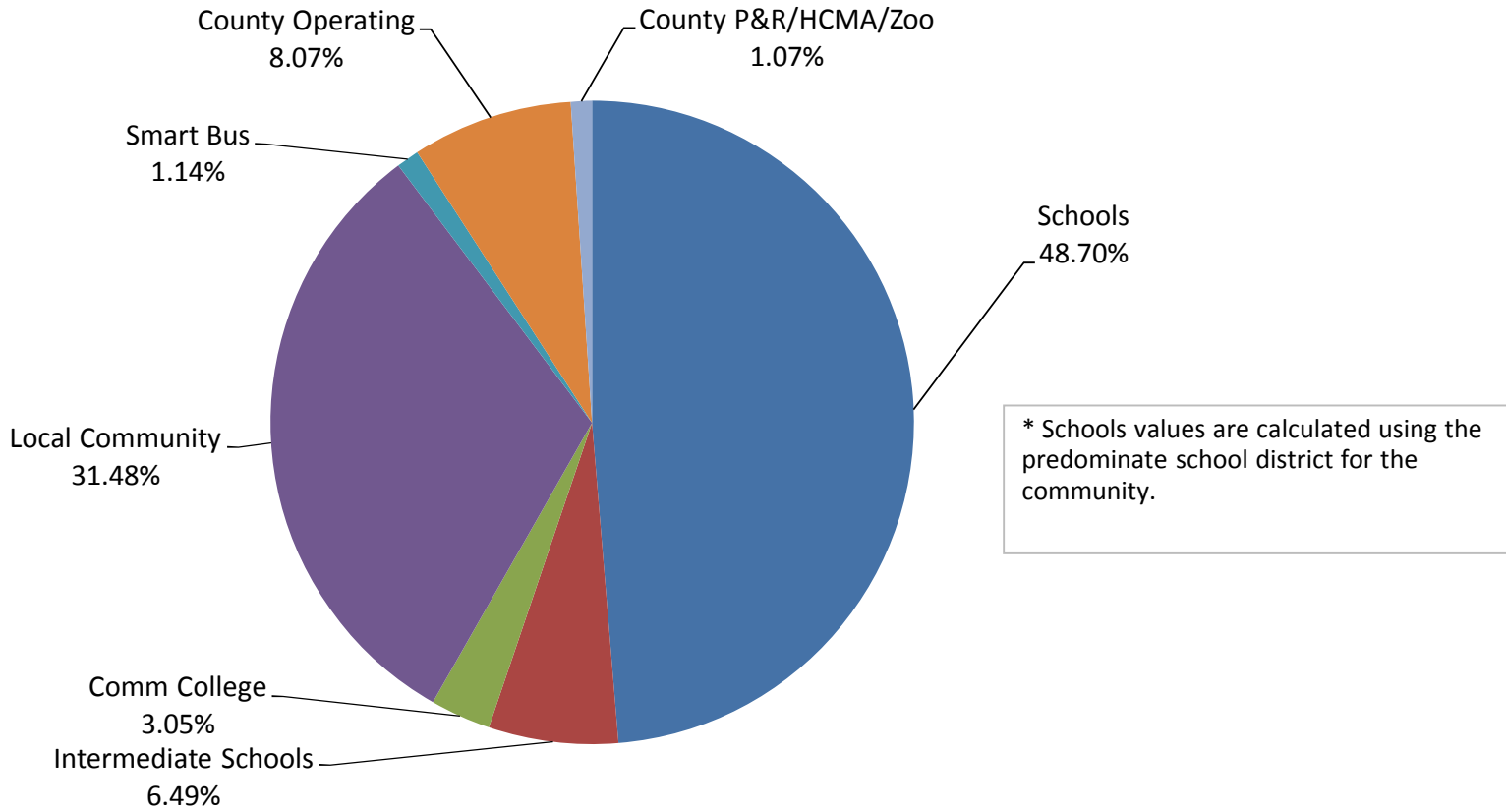
* Schools values are calculated using the predominate school district for the community.

Average
Taxable Value \$57,500

*Southfield Schools

	Schools	Intermediate Schools	Community College	Local Community	Smart Bus	Operations	County P&R/HCMA/ZOO	County
<i>Rate</i>	25.2868	3.3690	1.5844	16.3428	0.5900	4.1900	0.5561	
<i>Tax Dollars</i>	\$1,453.99	\$193.72	\$91.10	\$939.71	\$33.93	\$240.93	\$31.98	
<i>Percentage</i>	48.70%	6.49%	3.05%	31.48%	1.14%	8.07%	1.07%	

City of Southfield

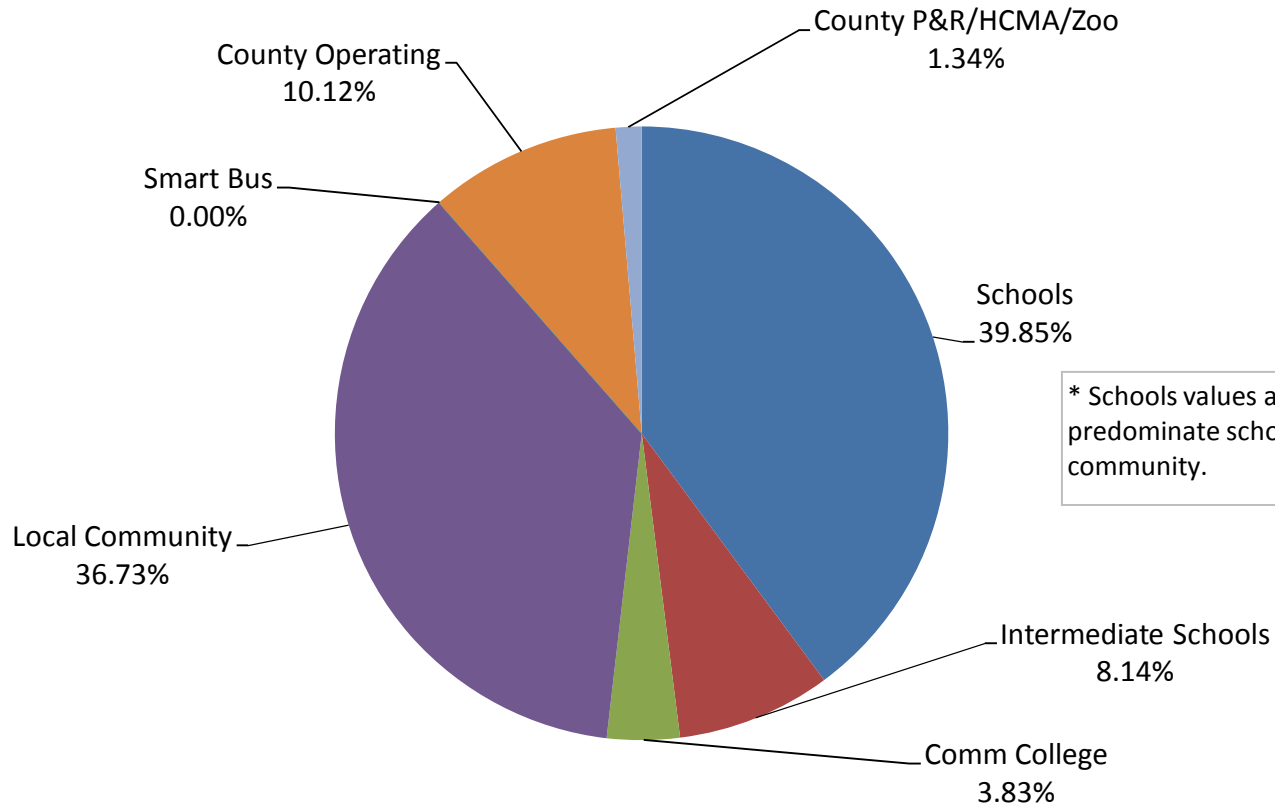


Average
Taxable Value \$78,000

*South Lyon Schools

	Schools	Intermediate Schools	Community College	Local Community	Smart Bus	Operations	County P&R/HCMA/ZOO	County
<i>Rate</i>	16.5000	3.3690	1.5844	15.2064	0.0000	4.1900	0.5561	
<i>Tax Dollars</i>	\$1,287.00	\$262.78	\$123.58	\$1,186.10	\$0.00	\$326.82	\$43.38	
<i>Percentage</i>	39.85%	8.14%	3.83%	36.73%	0.00%	10.12%	1.34%	

City of South Lyon

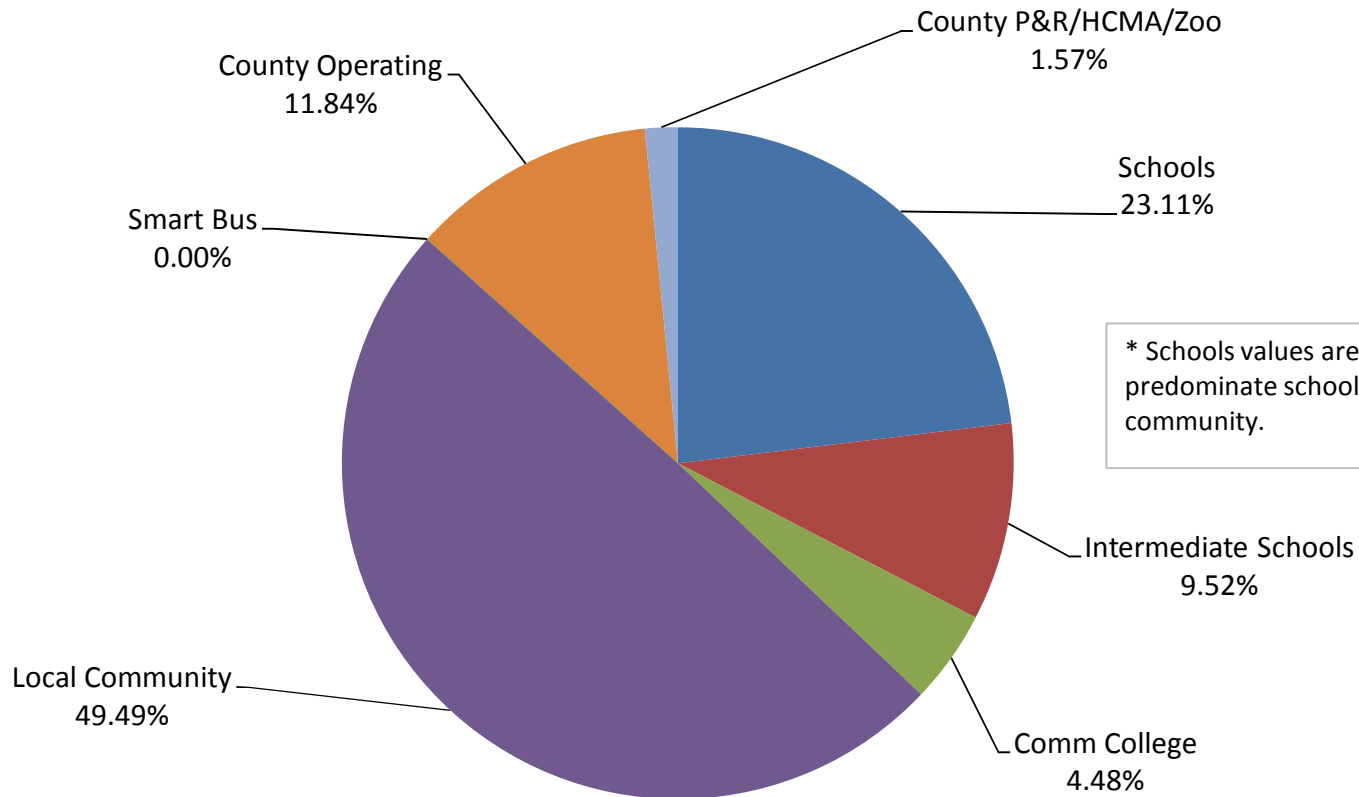


Average
Taxable Value \$54,000

	Schools	Intermediate Schools	Community College	Local Community	Smart Bus	Operations	County P&R/HCMA/ZOO	County
<i>Rate</i>	8.1800	3.3690	1.5844	17.5197	0.0000	4.1900	0.5561	
<i>Tax Dollars</i>	\$441.72	\$181.93	\$85.56	\$946.06	\$0.00	\$226.26	\$30.03	
<i>Percentage</i>	23.11%	9.52%	4.48%	49.49%	0.00%	11.84%	1.57%	

*Pontiac Schools

City of Sylvan Lake

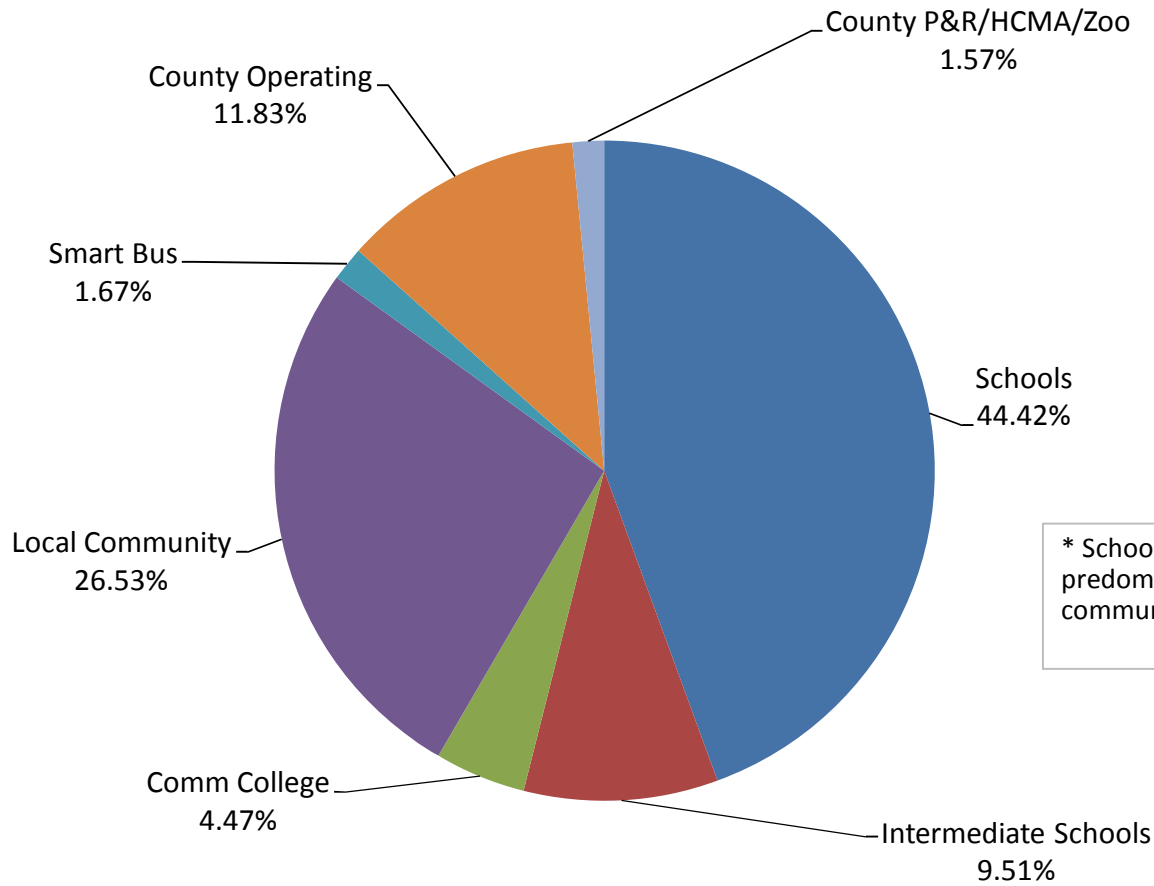


* Schools values are calculated using the predominate school district for the community.

Average
Taxable Value \$92,500
*Troy Schools

	Schools	Intermediate Schools	Community College	Local Community	Smart Bus	Operations	County P&R/HCMA/ZOO	County
<i>Rate</i>	15.7381	3.3690	1.5844	9.4000	0.5900	4.1900	0.5561	
<i>Tax Dollars</i>	\$1,455.77	\$311.63	\$146.56	\$869.50	\$54.58	\$387.58	\$51.44	
<i>Percentage</i>	44.42%	9.51%	4.47%	26.53%	1.67%	11.83%	1.57%	

City of Troy



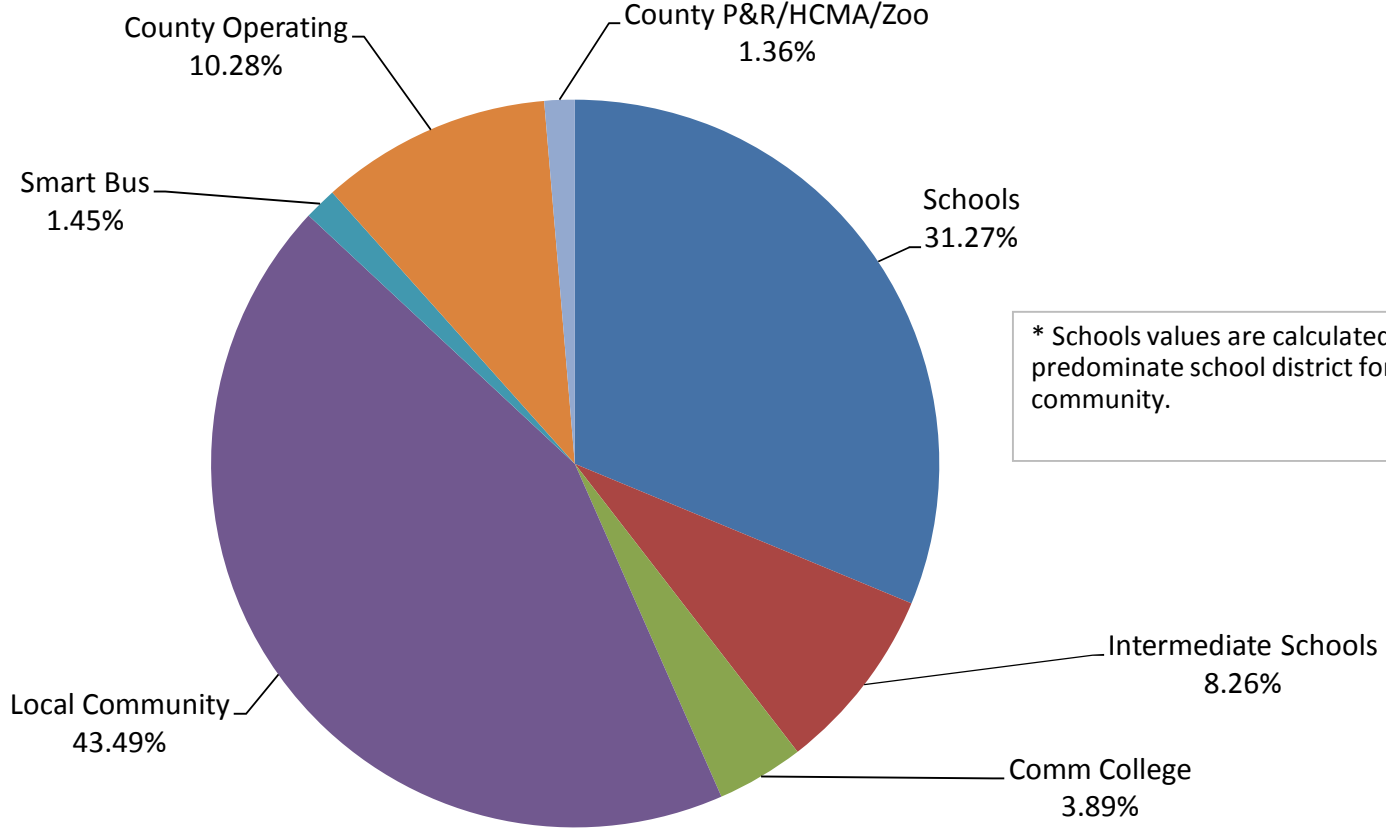
* Schools values are calculated using the predominate school district for the community.

Average
Taxable Value \$46,625

	Schools	Intermediate Schools	Community College	Local Community	Smart Bus	Operations	County P&R/HCMA/ZOO	County
<i>Rate</i>	12.7508	3.3690	1.5844	17.7347	0.5900	4.1900	0.5561	
<i>Tax Dollars</i>	\$594.51	\$157.08	\$73.87	\$826.88	\$27.51	\$195.36	\$25.93	
<i>Percentage</i>	31.27%	8.26%	3.89%	43.49%	1.45%	10.28%	1.36%	

*Walled Lake Schools

City of Walled Lake



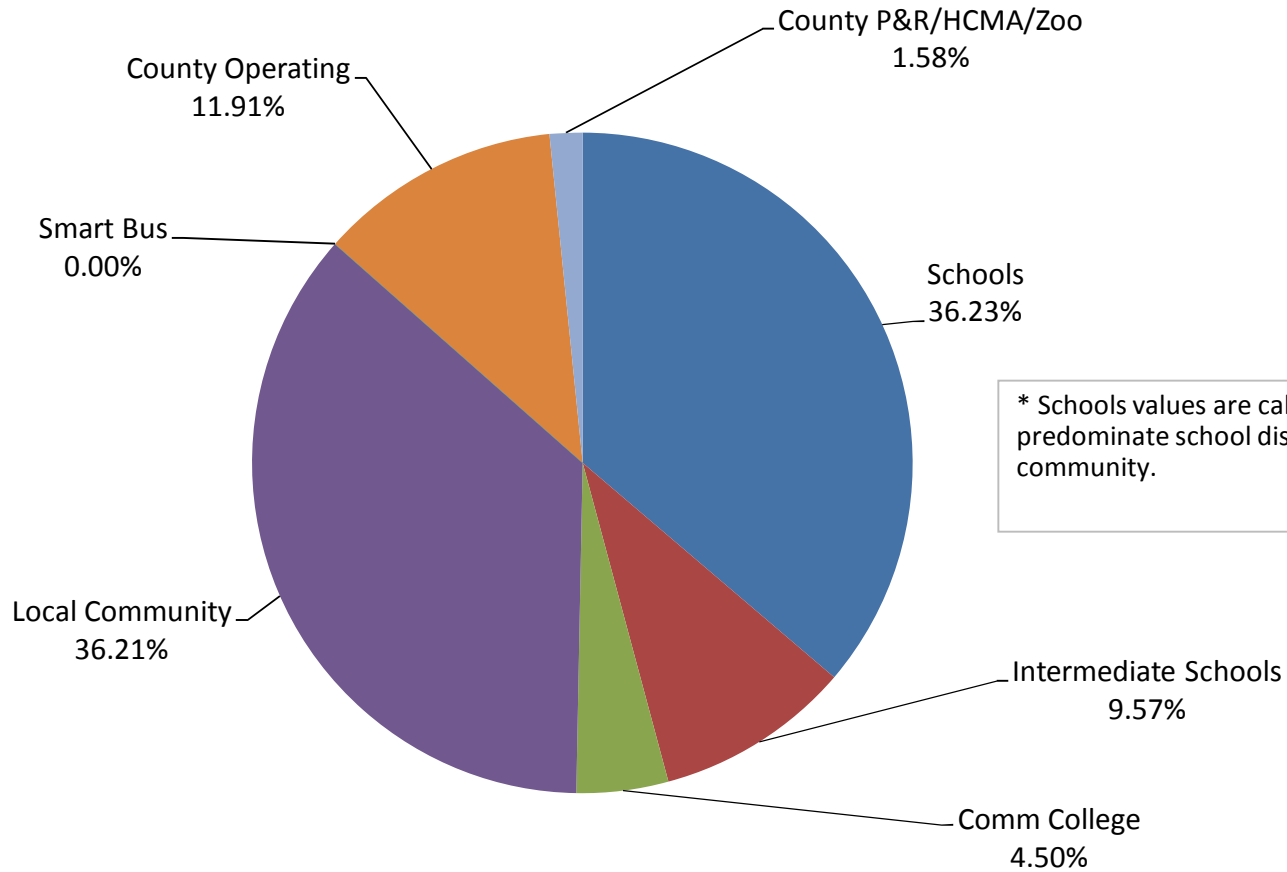
* Schools values are calculated using the predominate school district for the community.

Average
Taxable Value \$87,000

	Schools	Intermediate Schools	College Community	Local Community	Smart Bus	Operations	County P&R/HCMA/ZOO	County
<i>Rate</i>	12.7508		3.3690	1.5844	12.7423	0.0000	4.1900	0.5561
<i>Tax Dollars</i>	\$1,109.32		\$293.10	\$137.84	\$1,108.58	\$0.00	\$364.53	\$48.38
<i>Percentage</i>	36.23%		9.57%	4.50%	36.21%	0.00%	11.91%	1.58%

*Walled Lake Schools

City of Wixom



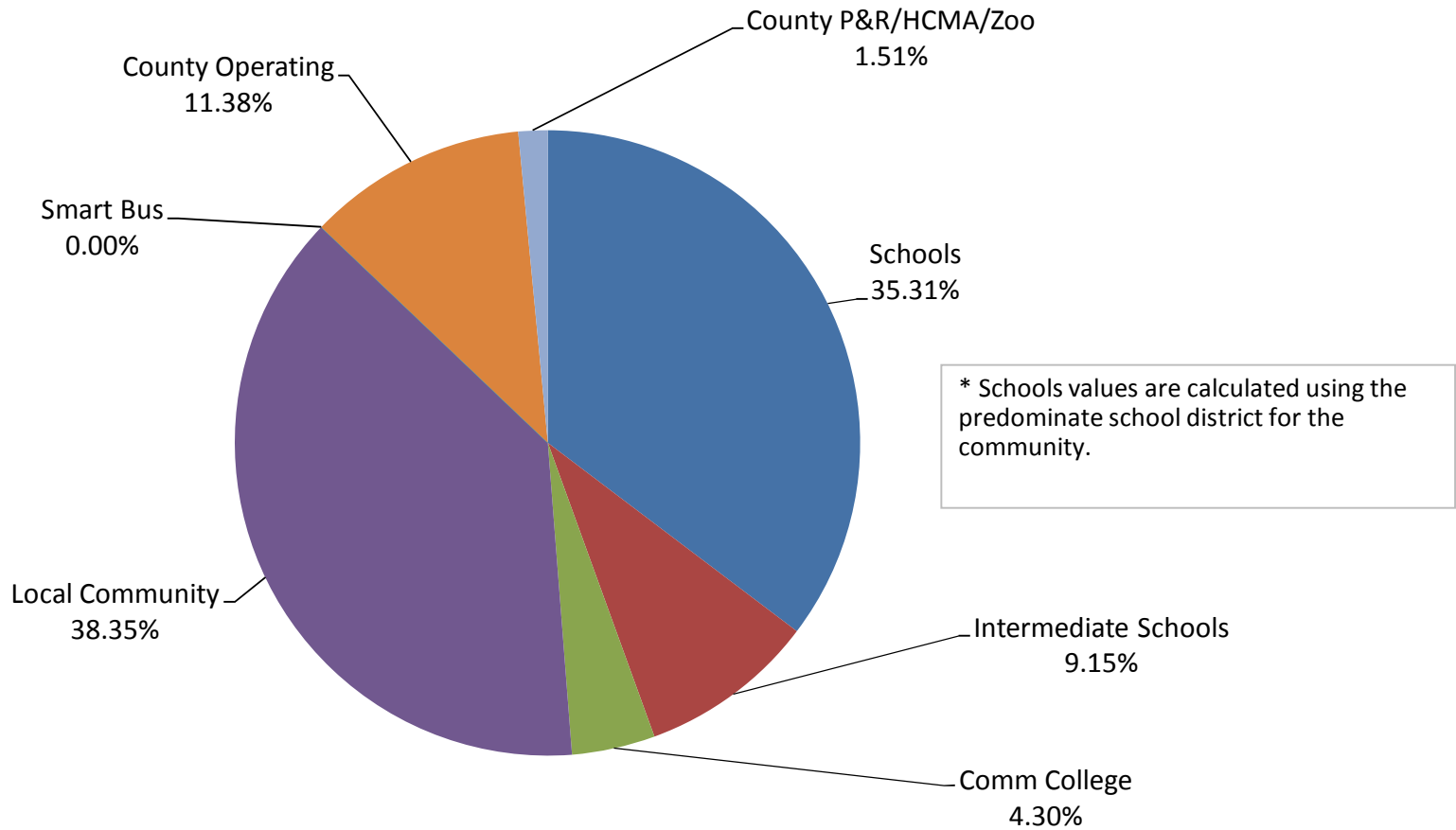
* Schools values are calculated using the predominate school district for the community.

Average
Taxable Value \$85,622

	Schools	Intermediate Schools	Community College	Local Community	Smart Bus	Operations	County P&R/HCMA/ZOO	County
<i>Rate</i>	13.0000	3.3690	1.5844	14.1182	0.0000	4.1900	0.5561	
<i>Tax Dollars</i>	\$1,113.09	\$288.46	\$135.66	\$1,208.83	\$0.00	\$358.76	\$47.61	
<i>Percentage</i>	35.31%	9.15%	4.30%	38.35%	0.00%	11.38%	1.51%	

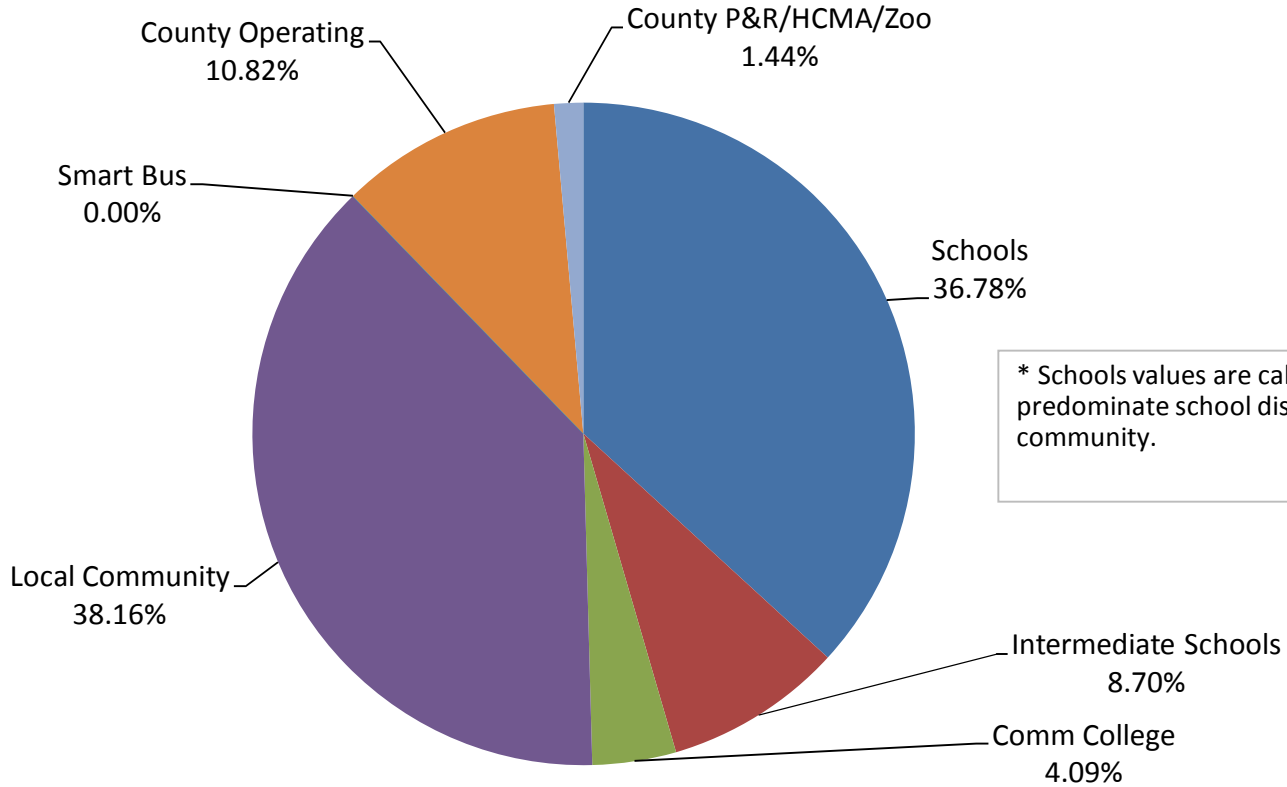
*Oxford Schools

Village of Leonard



	Schools	Intermediate Schools	Community College	Local Community	Smart Bus	Operations	County P&R/HCMA/ZOO	County
Average Taxable Value	\$59,750							
Rate	14.2400	3.3690	1.5844	14.7739	0.0000	4.1900	0.5561	
Tax Dollars	\$850.84	\$201.30	\$94.67	\$882.74	\$0.00	\$250.35	\$33.23	
*Brandon Schools	Percentage	36.78%	8.70%	4.09%	38.16%	0.00%	10.82%	1.44%

Village of Ortonville



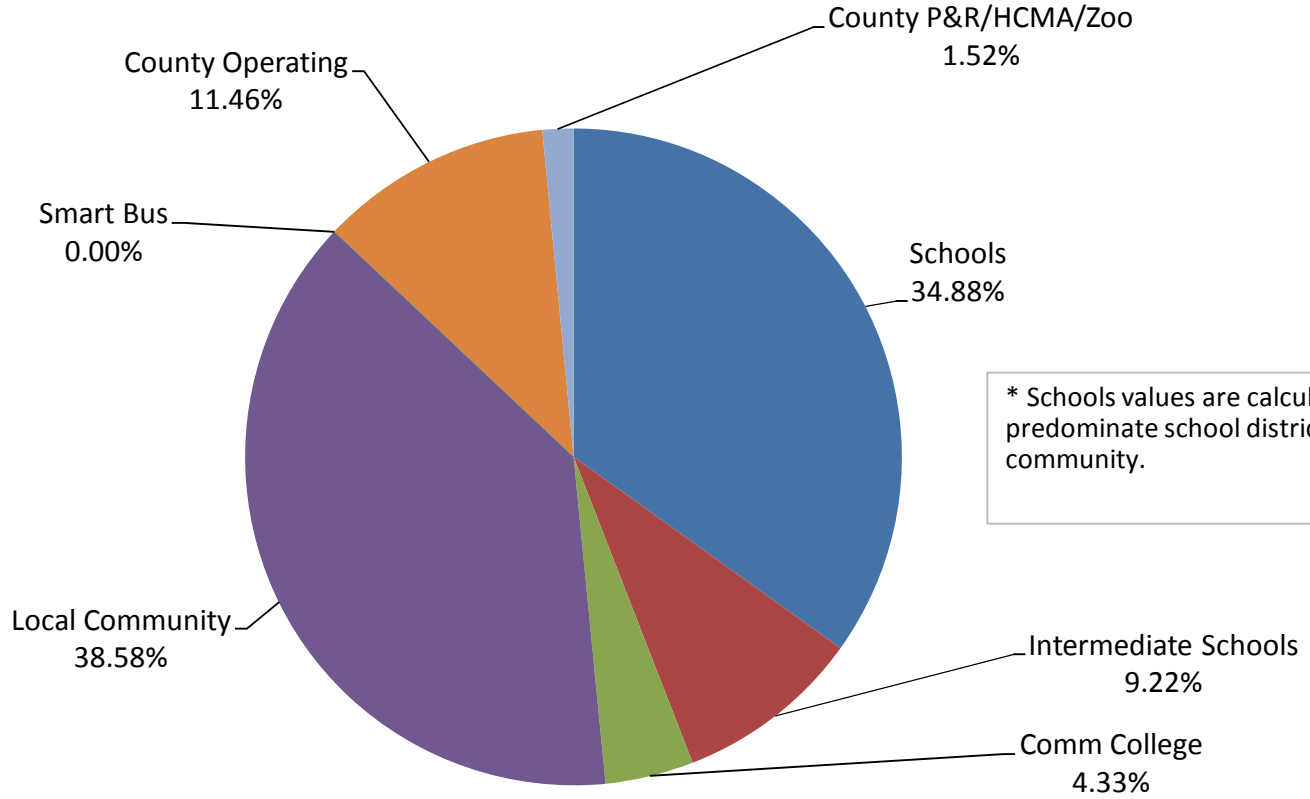
* Schools values are calculated using the predominate school district for the community.

Average
Taxable Value \$62,000

	Schools	Intermediate Schools	Community College	Local Community	Smart Bus	Operations	County P&R/HCMA/ZOO	County
<i>Rate</i>	12.7508	3.3690	1.5844	14.1036	0.0000	4.1900	0.5561	
<i>Tax Dollars</i>	\$790.55	\$208.88	\$98.23	\$874.42	\$0.00	\$259.78	\$34.48	
<i>Percentage</i>	34.88%	9.22%	4.33%	38.58%	0.00%	11.46%	1.52%	

*Walled Lake Schools

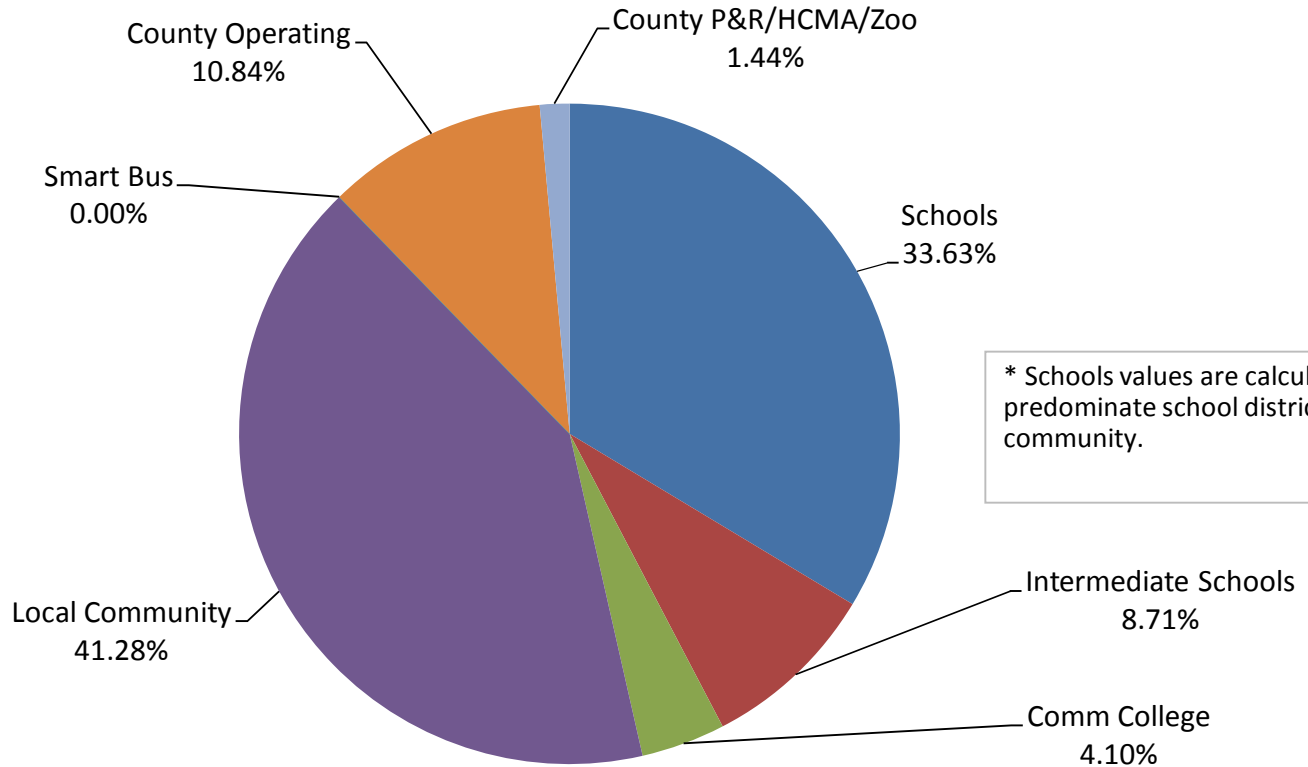
Village of Wolverine Lake



* Schools values are calculated using the predominate school district for the community.

	Schools	Intermediate Schools	College Community	Local Community	Smart Bus	Operations	County P&R/HCMA/ZOO	County
Average Taxable Value	\$43,750							
Rate	13.0000	3.3690	1.5844	15.9604	0.0000	4.1900	0.5561	
Tax Dollars	\$568.75	\$147.39	\$69.32	\$698.27	\$0.00	\$183.31	\$24.33	
*Holly Schools	Percentage	33.63%	8.71%	4.10%	41.28%	0.00%	10.84%	1.44%

Village of Holly



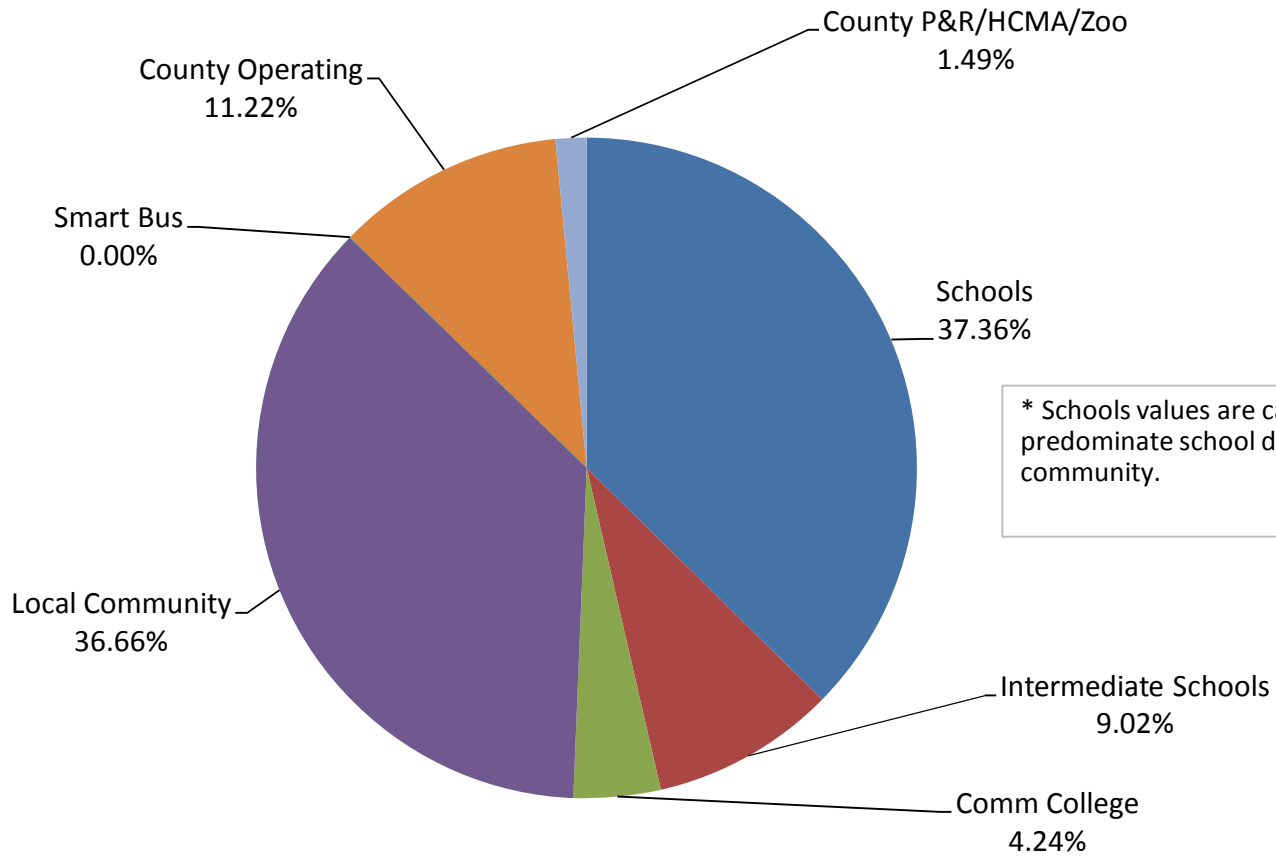
* Schools values are calculated using the predominate school district for the community.

Average
Taxable Value \$74,975

	Schools	Intermediate Schools	Community College	Local Community	Smart Bus	Operations	County P&R/HCMA/ZOO	County
<i>Rate</i>	13.9513	3.3690	1.5844	13.6901	0.0000	4.1900	0.5561	
<i>Tax Dollars</i>	\$1,046.00	\$252.59	\$118.79	\$1,026.42	\$0.00	\$314.15	\$41.69	
<i>Percentage</i>	37.36%	9.02%	4.24%	36.66%	0.00%	11.22%	1.49%	

*Huron Valley Schools

Village of Milford



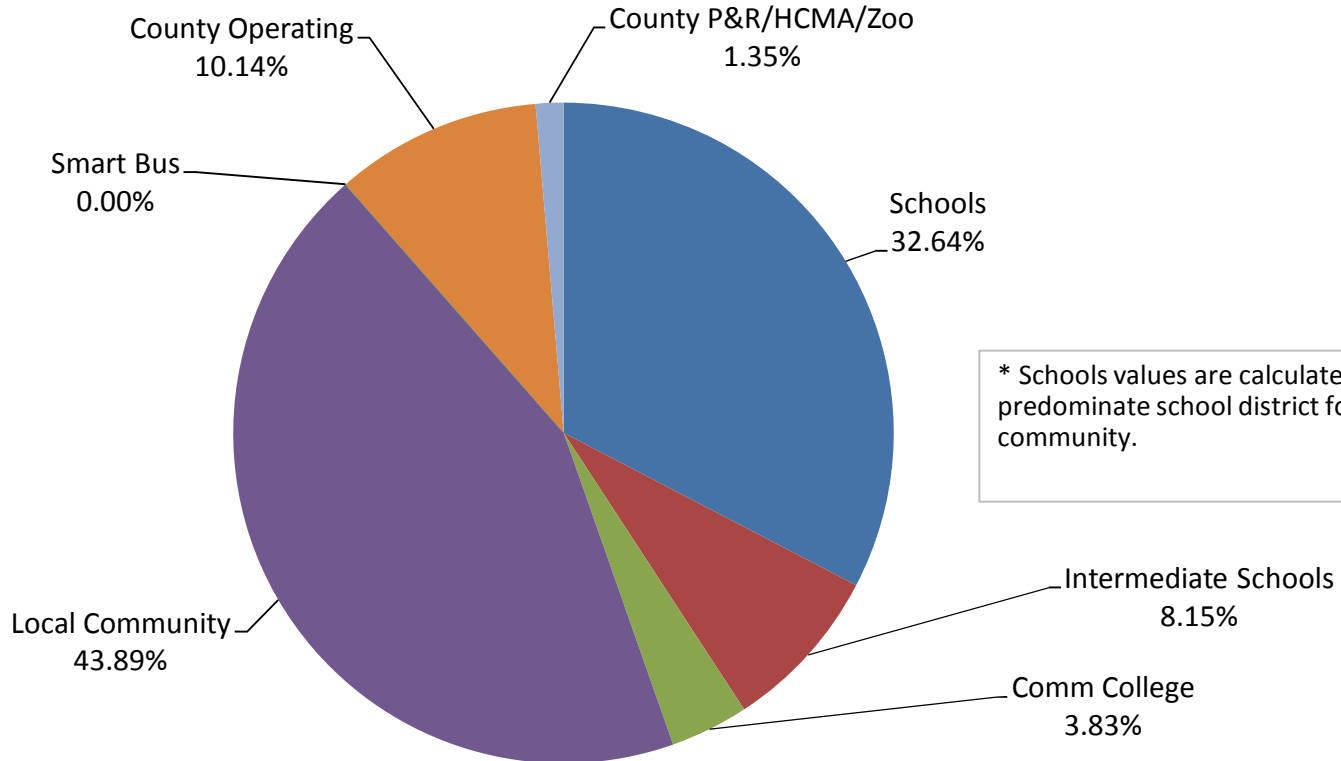
* Schools values are calculated using the predominate school district for the community.

Average
Taxable Value \$76,000

	Schools	Intermediate Schools	Community College	Local Community	Smart Bus	Operations	County P&R/HCMA/ZOO	County
<i>Rate</i>	13.4910	3.3690	1.5844	18.1386	0.0000	4.1900	0.5561	
<i>Tax Dollars</i>	\$1,025.32	\$256.04	\$120.41	\$1,378.53	\$0.00	\$318.44	\$42.26	
<i>Percentage</i>	32.64%	8.15%	3.83%	43.89%	0.00%	10.14%	1.35%	

*Lake Orion Schools

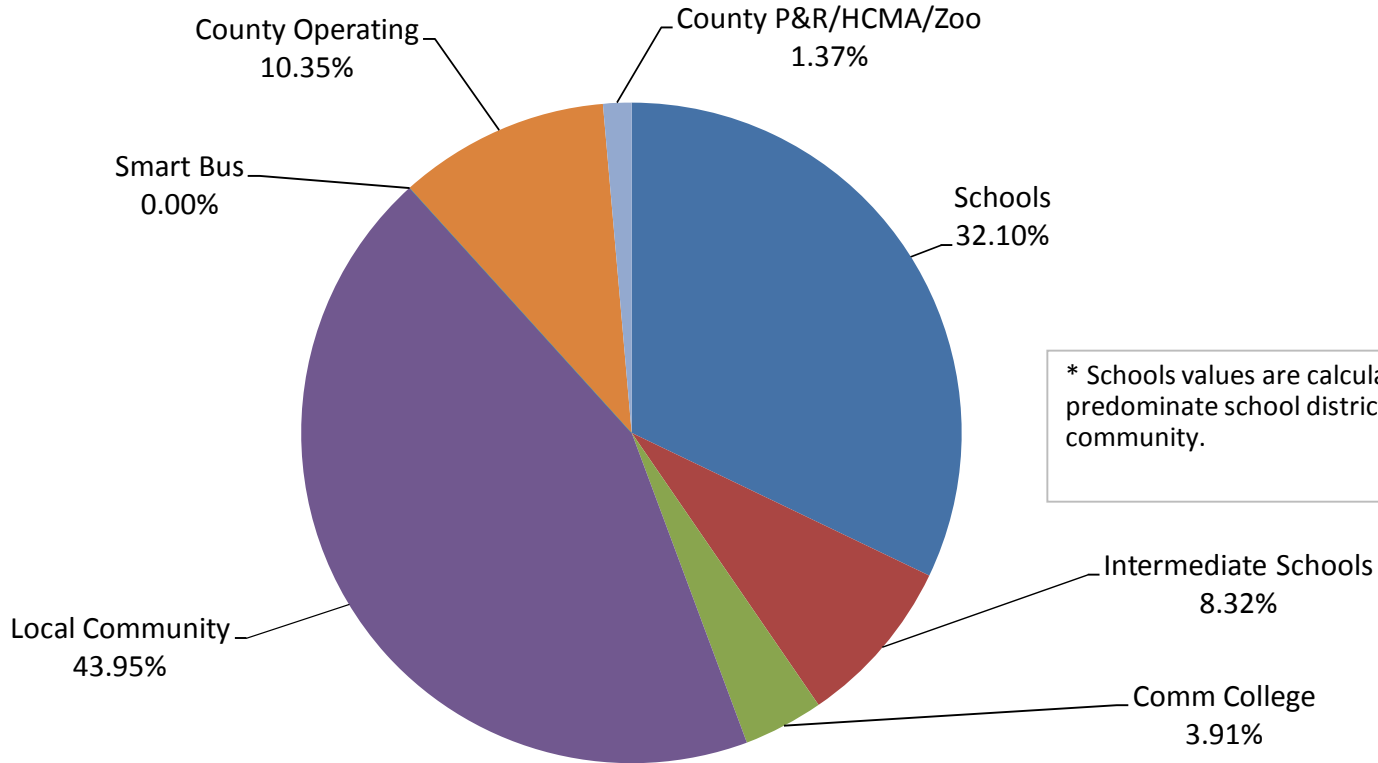
Village of Lake Orion



* Schools values are calculated using the predominate school district for the community.

	Schools	Intermediate Schools	Community College	Local Community	Smart Bus	Operations	County P&R/HCMA/ZOO	County
Average Taxable Value	\$66,250							
Rate	13.0000	3.3690	1.5844	17.8020	0.0000	4.1900	0.5561	
Tax Dollars	\$861.25	\$223.20	\$104.97	\$1,179.38	\$0.00	\$277.59	\$36.84	
*Oxford Schools	Percentage	32.10%	8.32%	3.91%	43.95%	0.00%	10.35%	1.37%

Village of Oxford



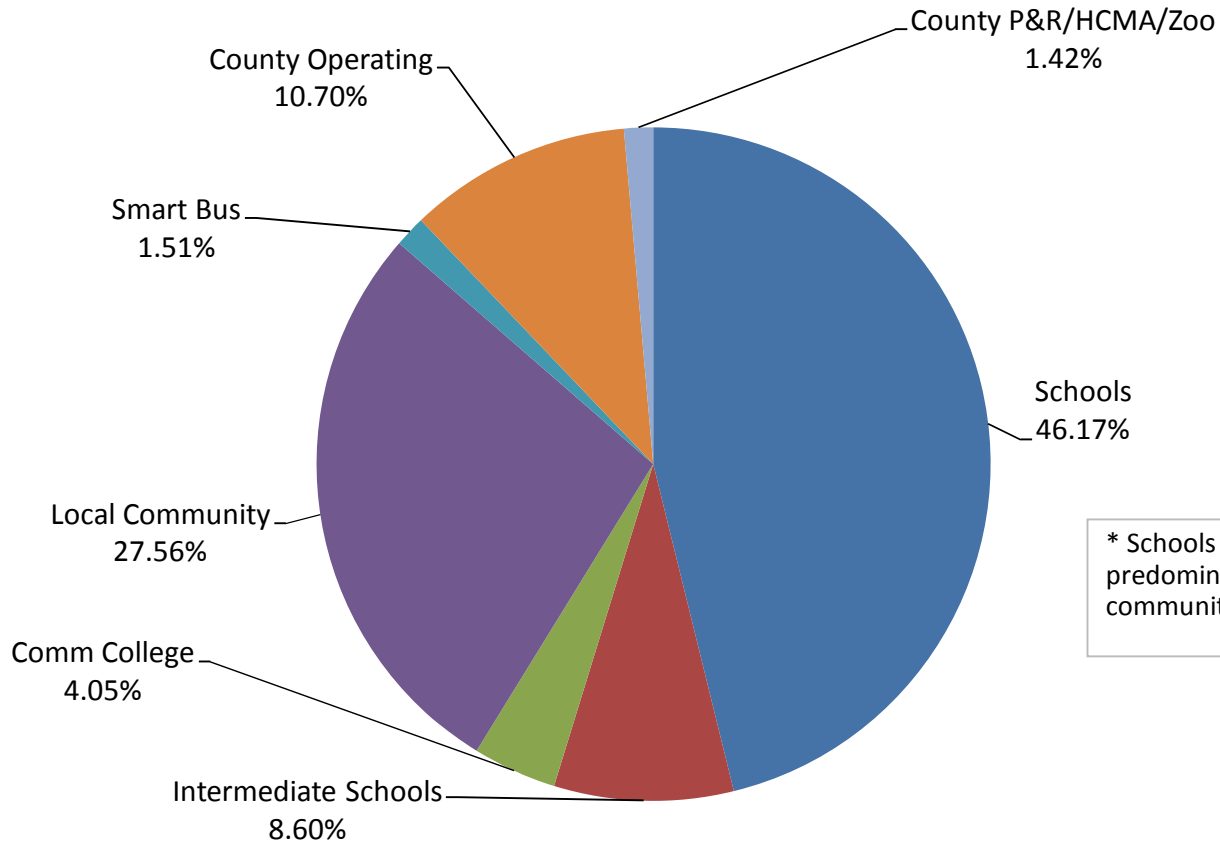
* Schools values are calculated using the predominate school district for the community.

Average
Taxable Value \$114,000

	Schools	Intermediate Schools	Community College	Local Community	Smart Bus	Operations	County P&R/HCMA/ZOO	County
<i>Rate</i>	18.0788		3.3690	1.5844	10.7924	0.5900	4.1900	0.5561
<i>Tax Dollars</i>	\$2,060.98		\$384.07	\$180.62	\$1,230.33	\$67.26	\$477.66	\$63.40
<i>Percentage</i>	46.17%		8.60%	4.05%	27.56%	1.51%	10.70%	1.42%

*Birmingham Schools

Village of Beverly Hills



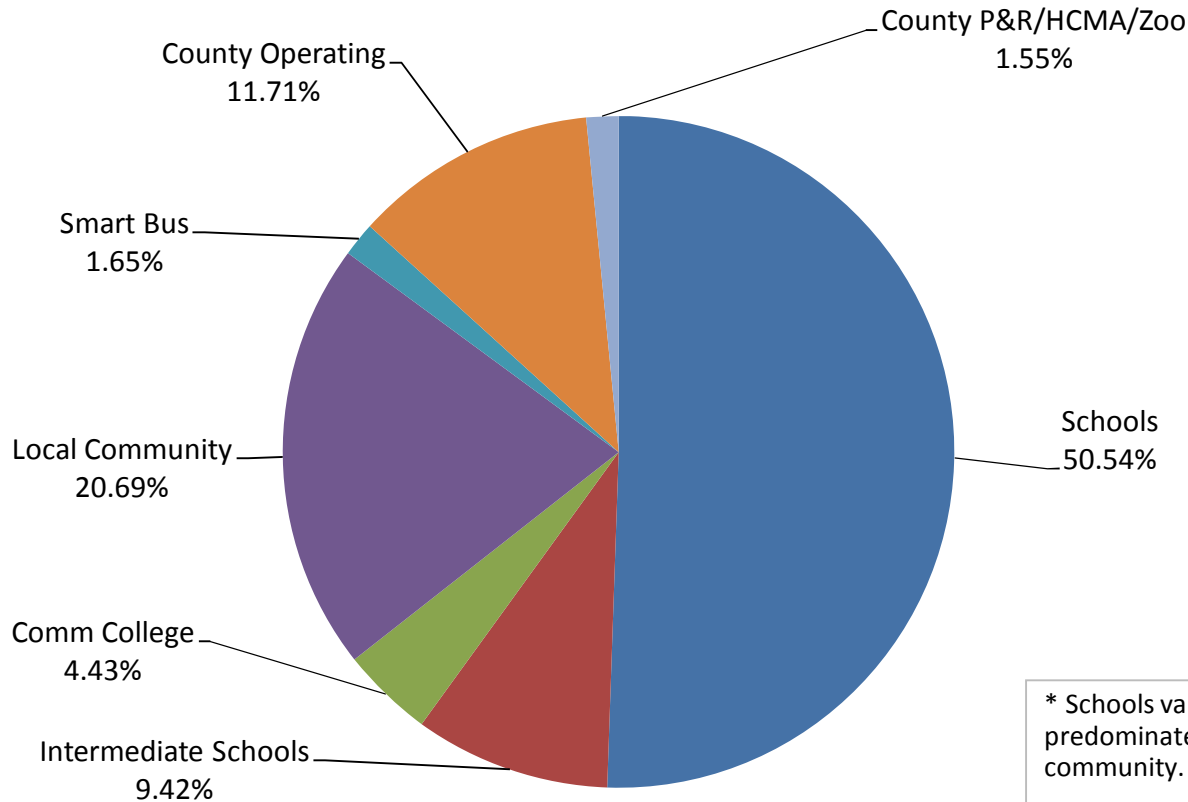
* Schools values are calculated using the predominate school district for the community.

Average
Taxable Value \$102,500

	Schools	Intermediate Schools	Community College	Local Community	Smart Bus	County Operations	P&R/HCMA/ZOO	County
<i>Rate</i>	18.0788	3.3690	1.5844	7.4000	0.5900	4.1900	0.5561	
<i>Tax Dollars</i>	\$1,853.08	\$345.32	\$162.40	\$758.50	\$60.48	\$429.48	\$57.00	
<i>Percentage</i>	50.54%	9.42%	4.43%	20.69%	1.65%	11.71%	1.55%	

*Birmingham Schools

Village of Bingham Farms



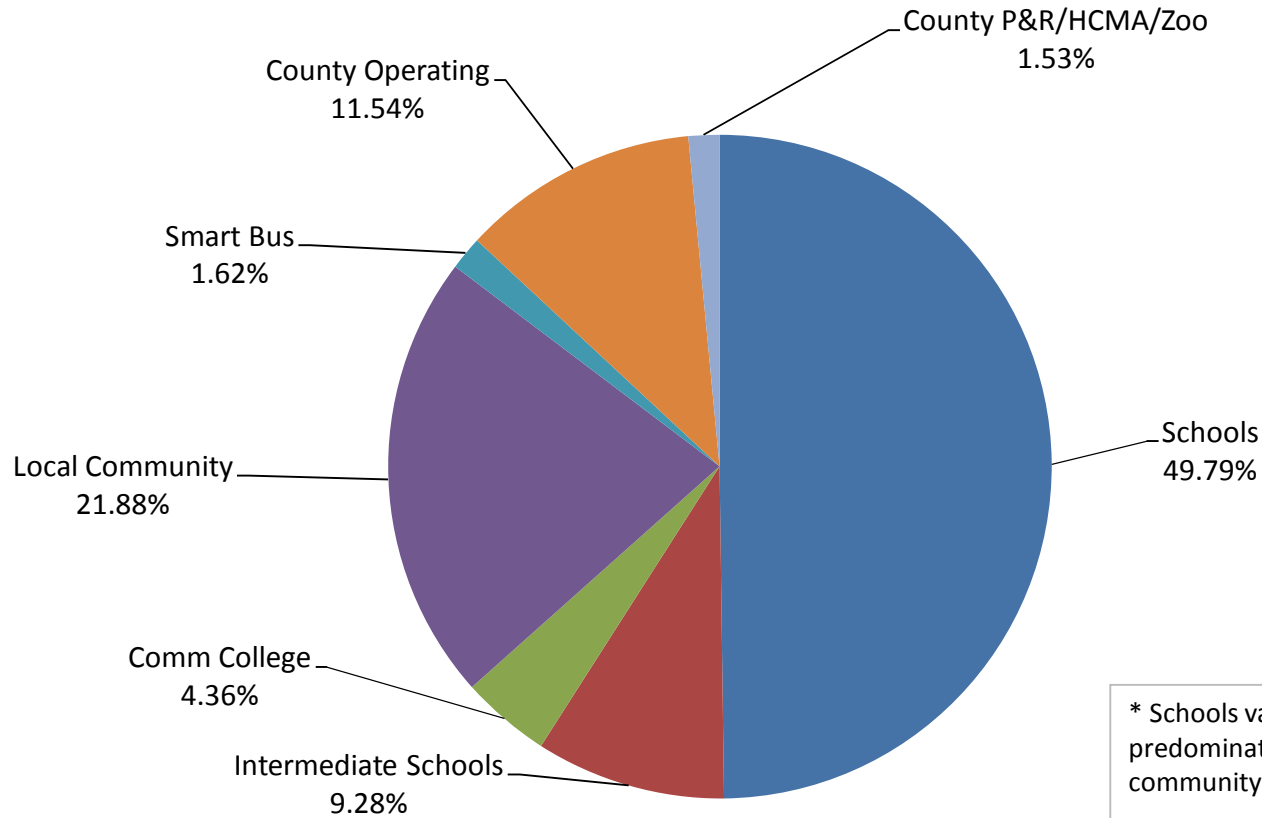
* Schools values are calculated using the predominate school district for the community.

Average
Taxable Value \$177,500

	Schools	Intermediate Schools	Community College	Local Community	Smart Bus	Operations	County P&R/HCMA/ZOO	County
<i>Rate</i>	18.0788		3.3690	1.5844	7.9435	0.5900	4.1900	0.5561
<i>Tax Dollars</i>	\$3,208.99		\$598.00	\$281.23	\$1,409.97	\$104.73	\$743.73	\$98.71
<i>Percentage</i>	49.79%		9.28%	4.36%	21.88%	1.62%	11.54%	1.53%

*Birmingham Schools

Village of Franklin



* Schools values are calculated using the predominate school district for the community.