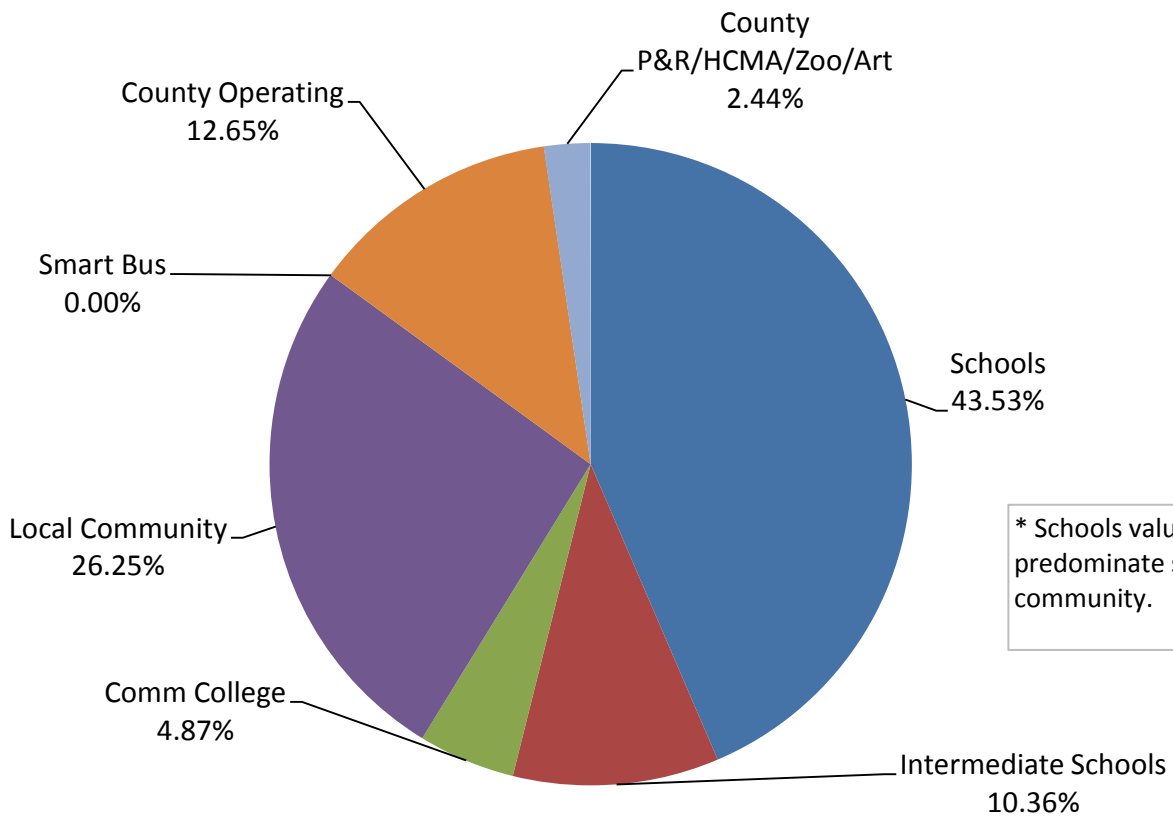


Average  
Taxable Value \$147,625  
  
\*Oxford Schools

	Schools	Intermediate Schools	Community College	Local Community	Smart Bus	Operations	County RT	County P&R/HCMA/ZOO/ART
Rate		13.9000	3.3079	1.5555	8.3816	0.0000	4.0400	0.7449
Tax Dollars		\$2,051.99	\$488.33	\$229.63	\$1,237.33	\$0.00	\$596.41	\$109.97
Percentage		43.53%	10.36%	4.87%	26.25%	0.00%	12.65%	2.33%

Township of Addison



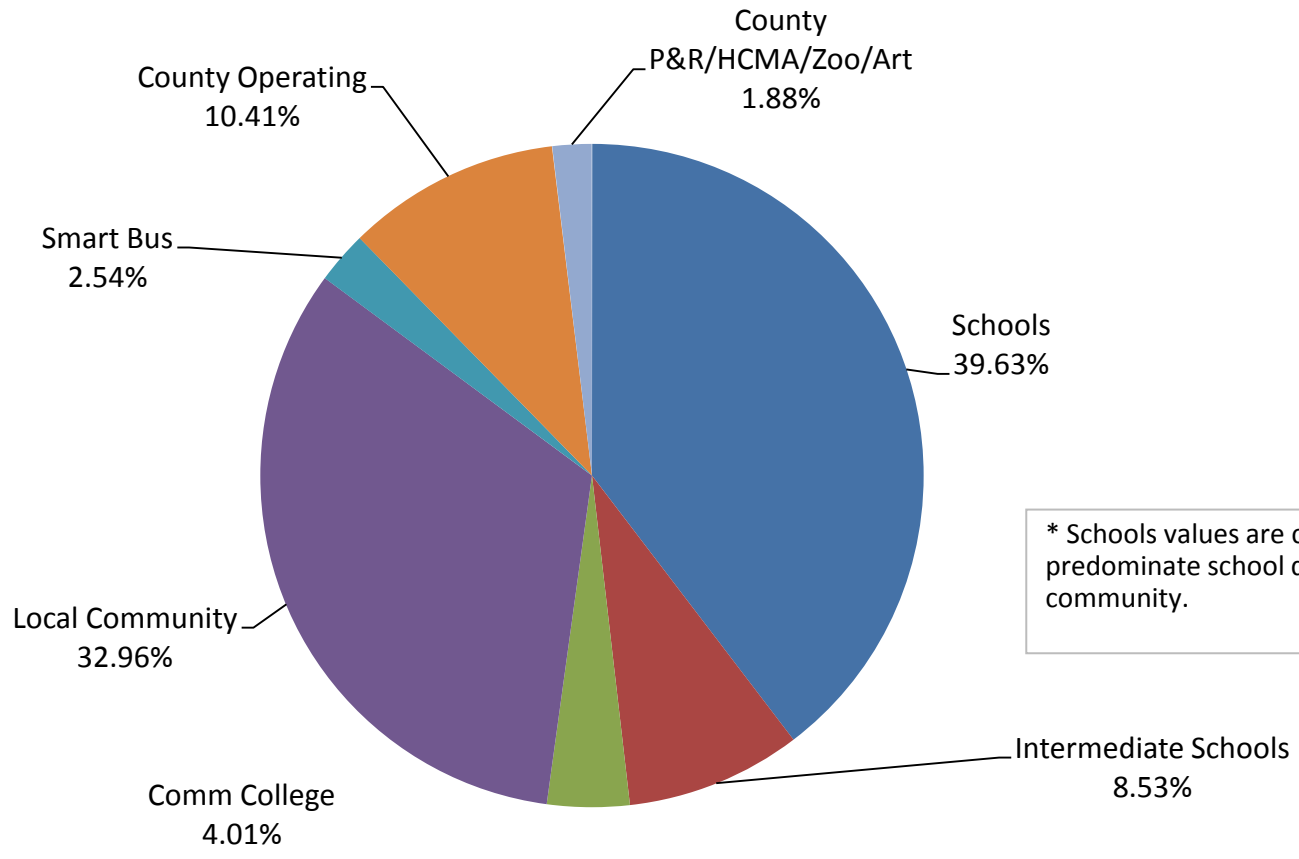
\* Schools values are calculated using the predominate school district for the community.

Average  
Taxable Value     \$172,500

\*Bloomfield Hills Schools

	Schools	Intermediate Schools	Community College	Local Community	Smart Bus	Operations	County RT	County P&R/HCMA/ZOO/A
Rate		15.3781	3.3079	1.5555	12.7871	0.9863	4.0400	0.7449
Tax Dollars		\$2,652.72	\$570.61	\$268.32	\$2,205.77	\$170.14	\$696.90	\$128.50
Percentage		39.63%	8.53%	4.01%	32.96%	2.54%	10.41%	1.92%

Township of Bloomfield



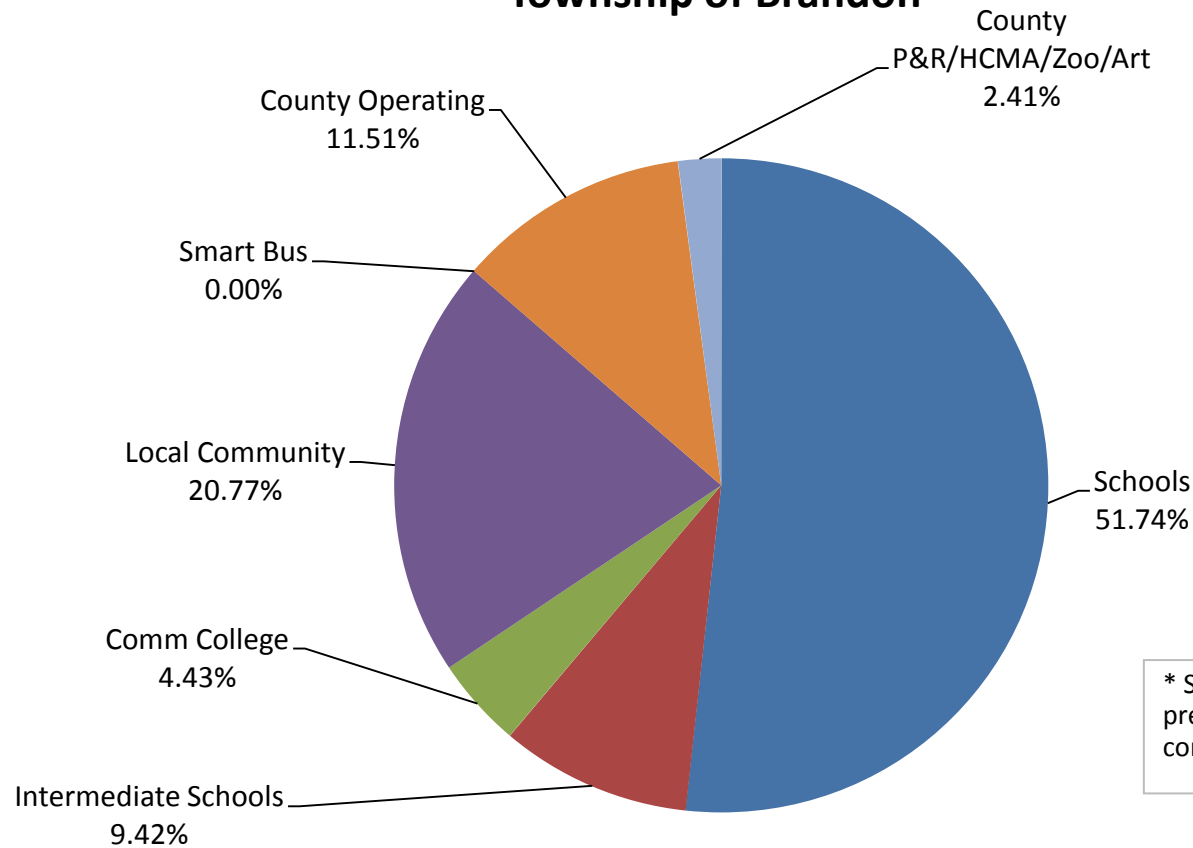
\* Schools values are calculated using the predominate school district for the community.

Average  
Taxable Value \$119,900

\*Brandon Schools

	Schools	Intermediate Schools	Community College	Local Community	Smart Bus	County Operations	RT P&R/HCMA/Zoo/Art	County
Rate	18.1600	3.3079	1.5555	7.2902	0.0000	4.0400	0.7449	
Tax Dollars	\$2,177.38	\$396.62	\$186.50	\$874.09	\$0.00	\$484.40	\$89.31	
Percentage	51.74%	9.42%	4.43%	20.77%	0.00%	11.51%	2.12%	

## Township of Brandon



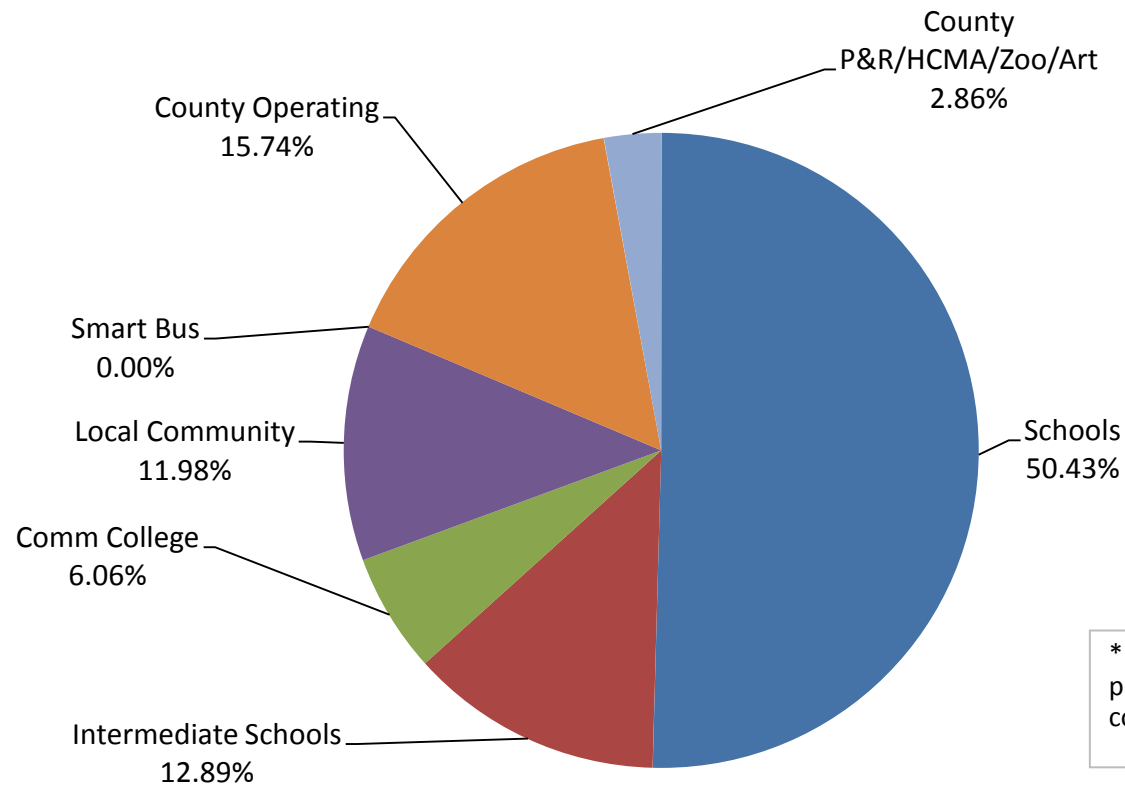
\* Schools values are calculated using the predominate school district for the community.

Average  
Taxable Value \$105,000

\*Walled Lake Schools

	Schools	Intermediate Schools	Community College	Local Community	Smart Bus	County Operations	County RT P&R/HCMA/Zoo/Art	County
Rate		12.9458	3.3079	1.5555	3.0752	0.0000	4.0400	0.7449
Tax Dollars		\$1,359.31	\$347.33	\$163.33	\$322.90	\$0.00	\$424.20	\$78.21
Percentage		50.43%	12.89%	6.06%	11.98%	0.00%	15.74%	2.90%

## Township of Commerce

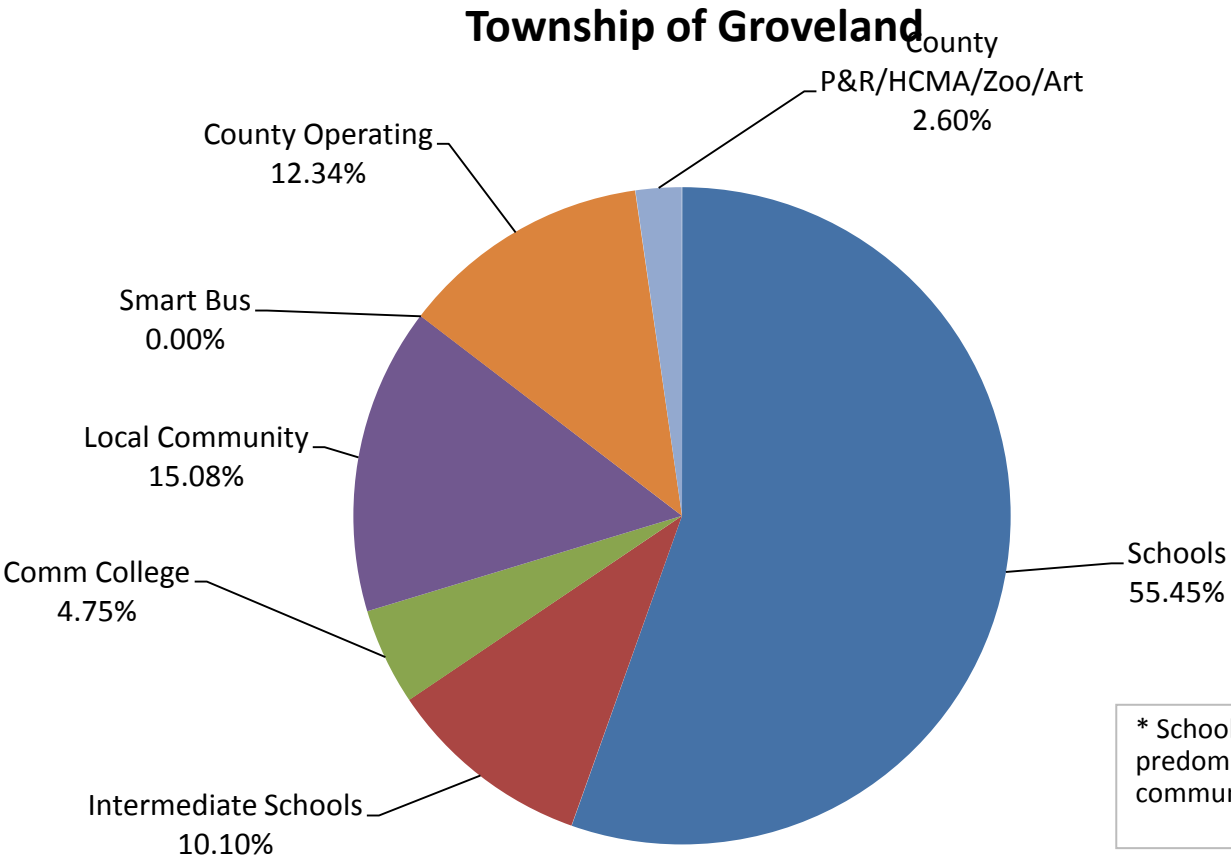


\* Schools values are calculated using the predominate school district for the community.

Average  
Taxable Value     \$122,950

\*Brandon Schools

	Schools	Intermediate Schools	Community College	Local Community	Smart Bus	Operations	County RT	County P&R/HCMA/Zoo/Art
Rate		18.1600	3.3079	1.5555	4.9400	0.0000	4.0400	0.7449
Tax Dollars		\$2,232.77	\$406.71	\$191.25	\$607.37	\$0.00	\$496.72	\$91.59
Percentage		55.45%	10.10%	4.75%	15.08%	0.00%	12.34%	2.27%



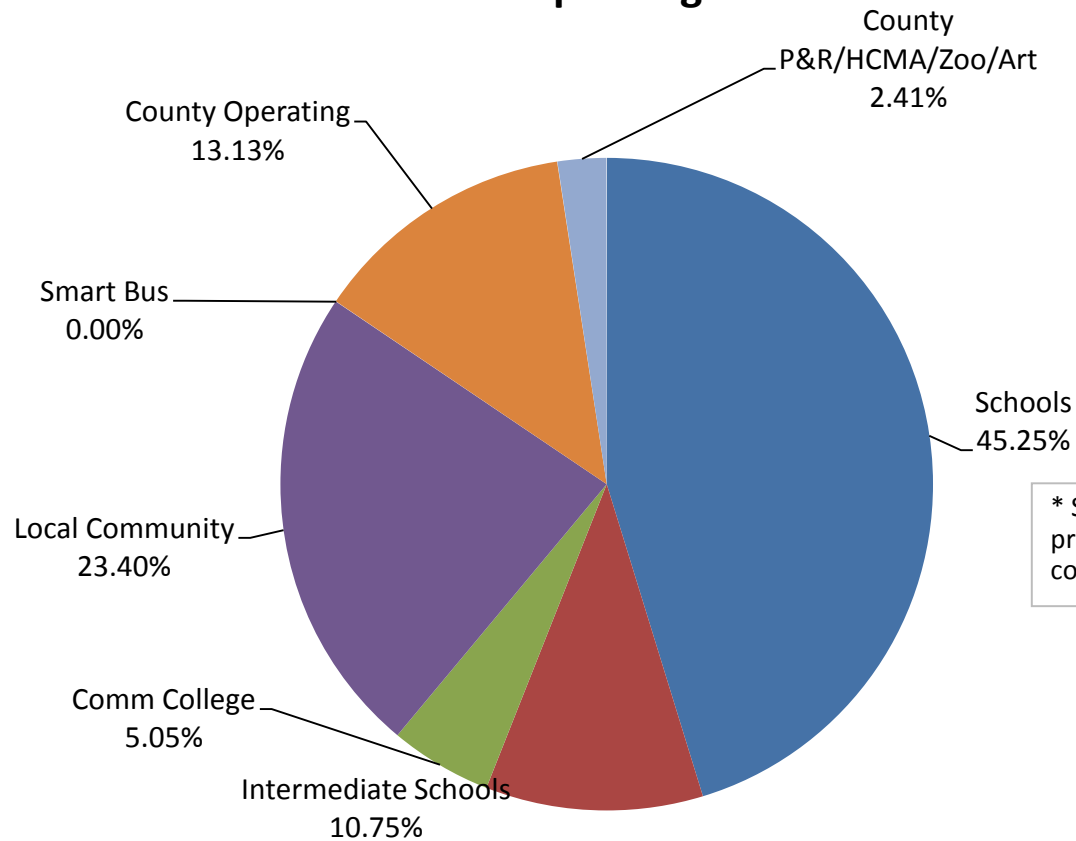
\* Schools values are calculated using the predominate school district for the community.

Average  
Taxable Value     \$113,600

\*Huron Valley Schools

	Schools	Intermediate Schools	Community College	Local Community	Smart Bus	County Operations	RT P&R/HCMA/Zoo/Art	County
Rate		13.9255	3.3079	1.5555	7.1996	0.0000	4.0400	0.7449
Tax Dollars		\$1,581.94	\$375.78	\$176.70	\$817.87	\$0.00	\$458.94	\$84.62
Percentage		45.25%	10.75%	5.05%	23.40%	0.00%	13.13%	2.42%

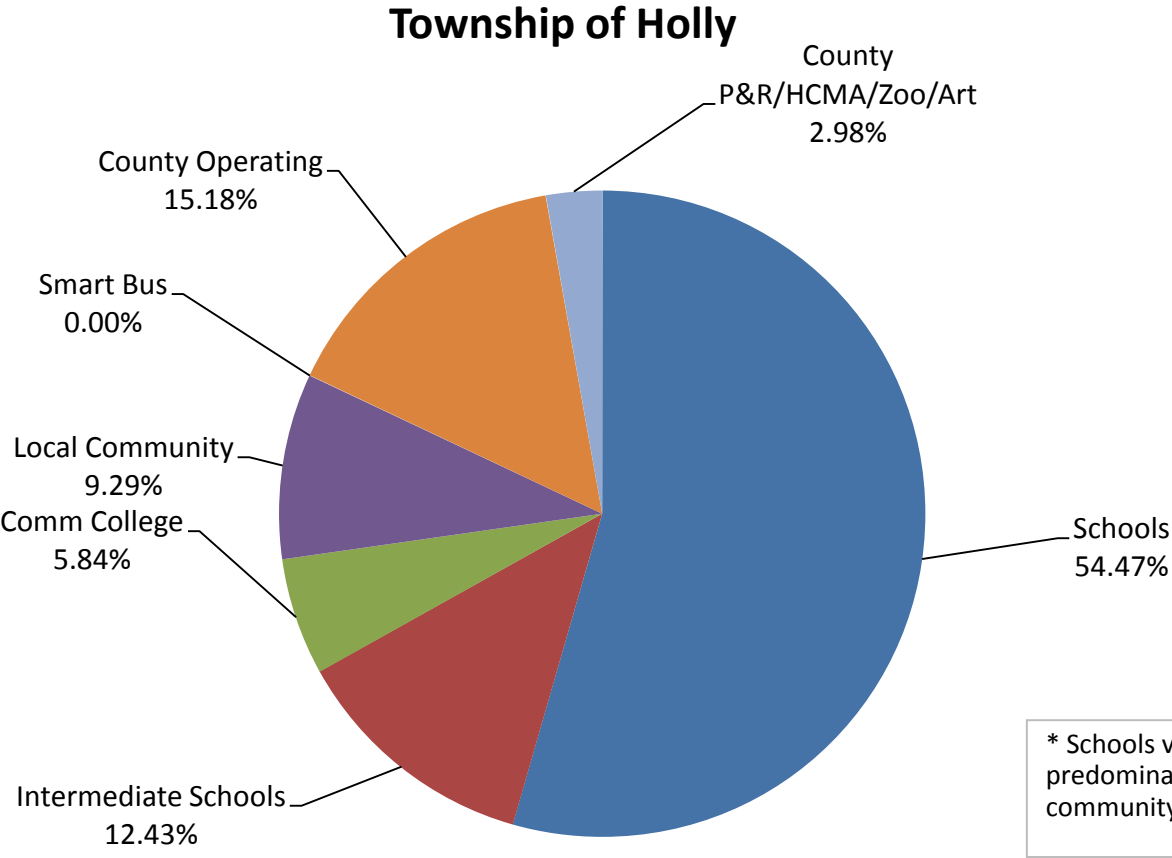
## Township of Highland



\* Schools values are calculated using the predominate school district for the community.

Average  
Taxable Value \$89,000  
  
\*Holly Schools

	Schools	Intermediate Schools	Community College	Local Community	Smart Bus	County Operations	RT P&R/HCMA/Zoo/Art	County
Rate		14.5000	3.3079	1.5555	2.4743	0.0000	4.0400	0.7449
Tax Dollars		\$1,290.50	\$294.40	\$138.44	\$220.21	\$0.00	\$359.56	\$66.30
Percentage		54.47%	12.43%	5.84%	9.29%	0.00%	15.18%	2.80%

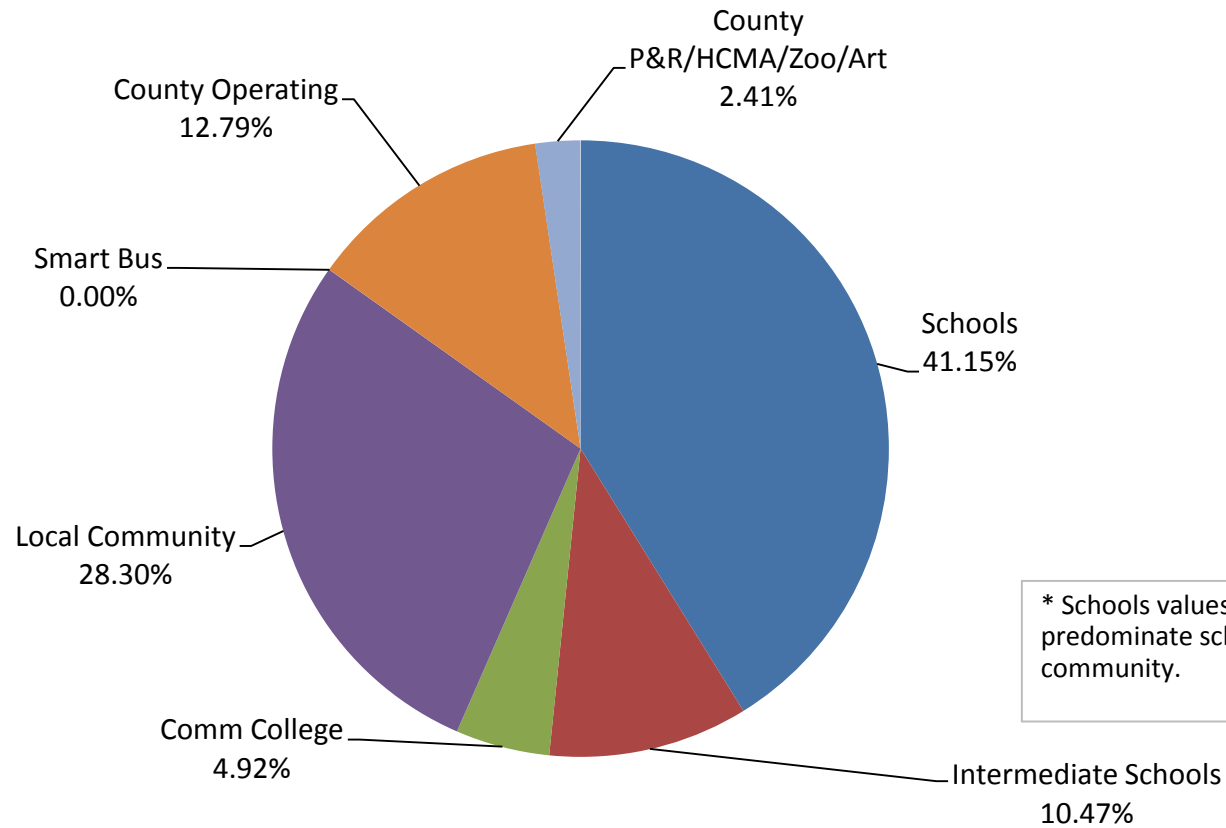


Average  
Taxable Value \$119,500

\*Clarkston Schools

	Schools	Intermediate Schools	Community College	Local Community	Smart Bus	Operations	County RT	County P&R/HCMA/Zoo/Art
Rate	13.0000	3.3079	1.5555	8.9406	0.0000	4.0400	0.7449	
Tax Dollars	\$1,553.50	\$395.29	\$185.88	\$1,068.40	\$0.00	\$482.78	\$89.02	
Percentage	41.15%	10.47%	4.92%	28.30%	0.00%	12.79%	2.36%	

## Township of Independence



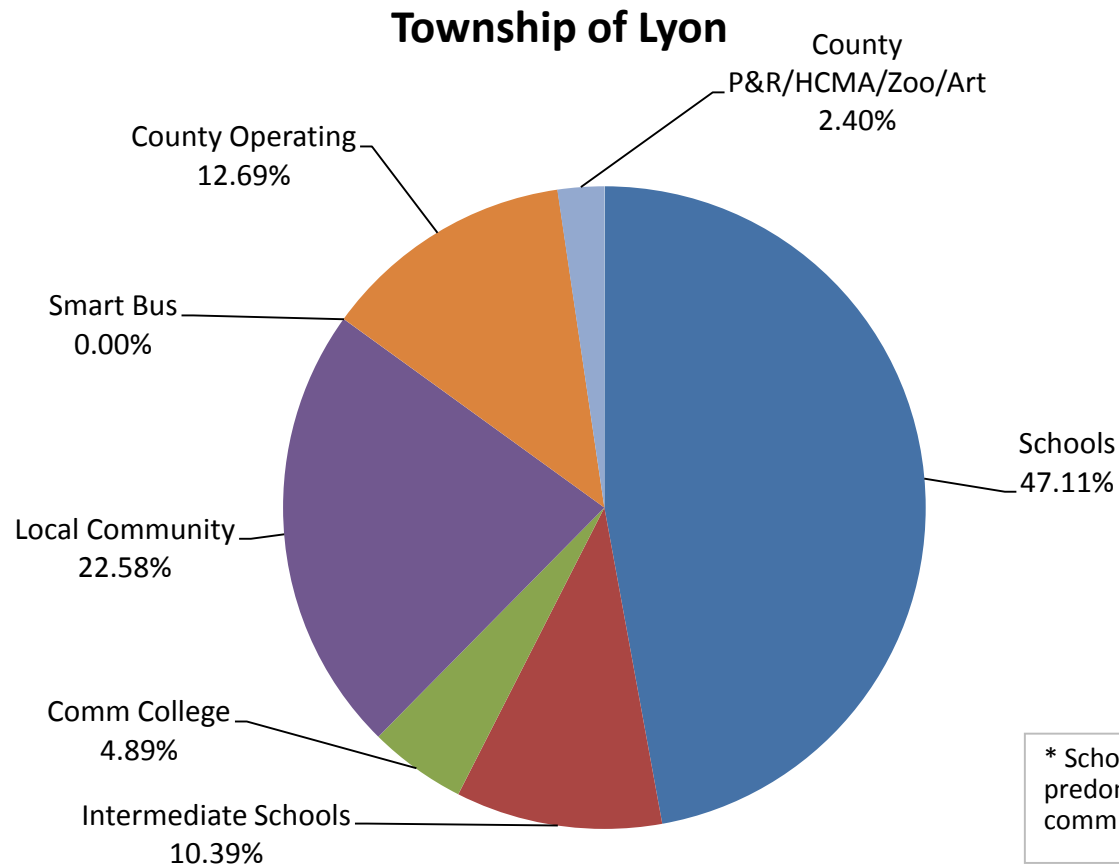
\* Schools values are calculated using the predominate school district for the community.



Average  
Taxable Value \$165,750

\*South Lyon Schools

	Schools	Intermediate Schools	Community College	Local Community	Smart Bus	County Operations	RT P&R/HCMA/Zoo/Art	County
Rate		15.0000	3.3079	1.5555	7.1893	0.0000	4.0400	0.7449
Tax Dollars		\$2,486.25	\$548.28	\$257.82	\$1,191.63	\$0.00	\$669.63	\$123.47
Percentage		47.11%	10.39%	4.89%	22.58%	0.00%	12.69%	2.34%



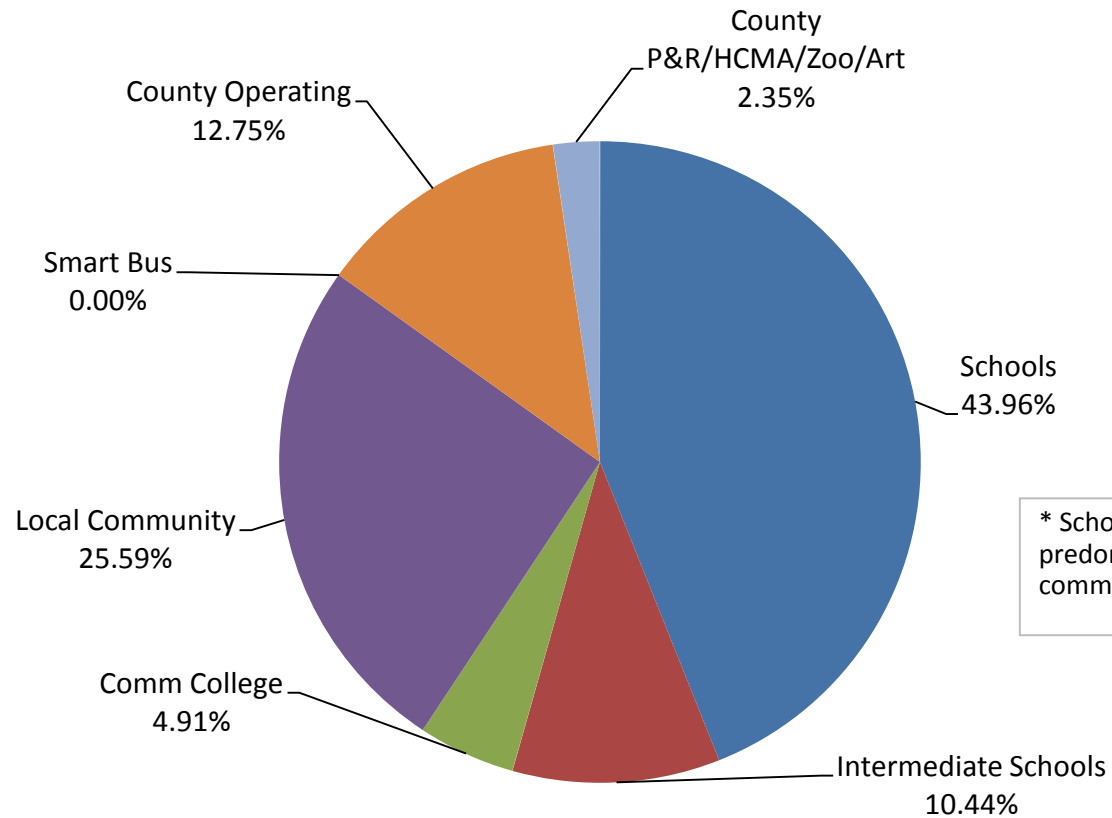
\* Schools values are calculated using the predominate school district for the community.

Average  
Taxable Value     \$171,750

\*Huron Valley Schools

	Schools	Intermediate Schools	Community College	Local Community	Smart Bus	County Operations	County RT	County P&R/HCMA/Zoo/A
Rate	13.9255	3.3079	1.5555	8.1063	0.0000	4.0400	0.7449	
Tax Dollars	\$2,391.70	\$568.13	\$267.16	\$1,392.26	\$0.00	\$693.87	\$127.94	
Percentage	43.96%	10.44%	4.91%	25.59%	0.00%	12.75%	2.35%	

## Township of Milford



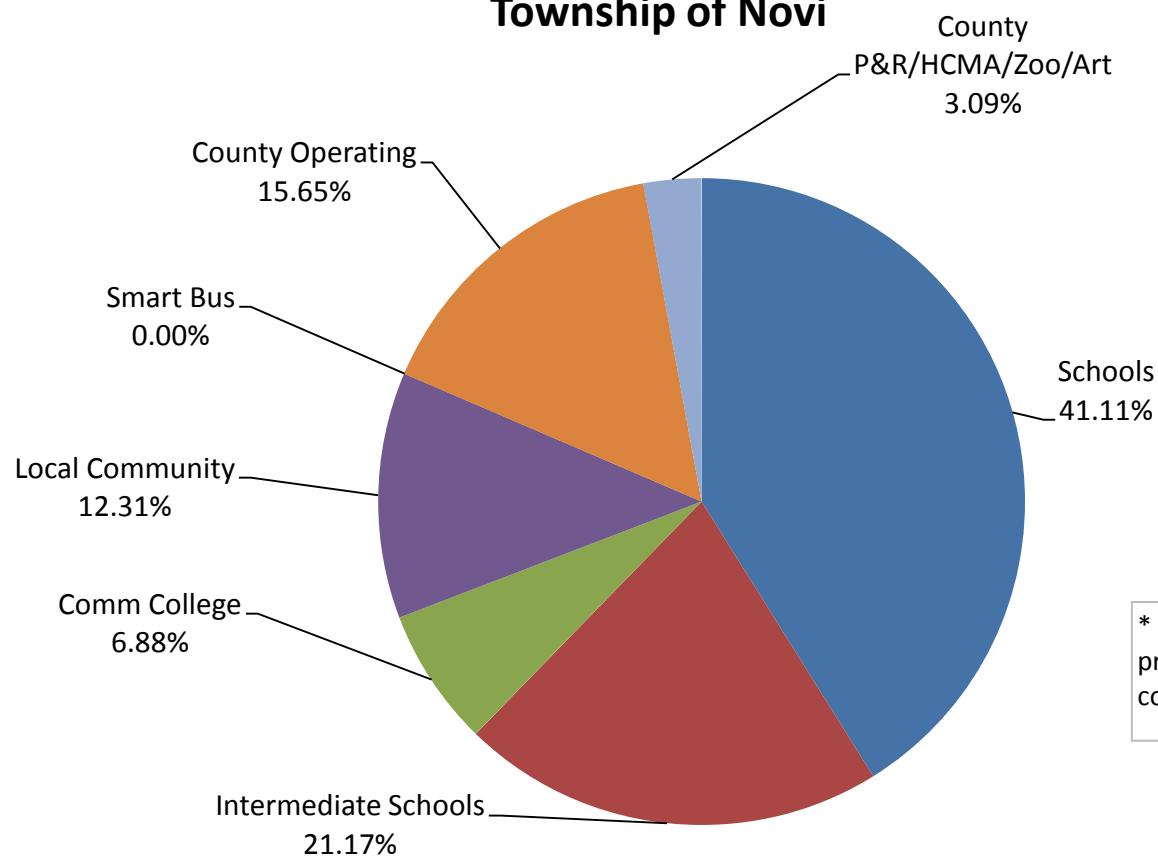
\* Schools values are calculated using the predominate school district for the community.

Average  
Taxable Value \$192,500

\*Northville Schools

	Schools	Intermediate Schools	Community College	Local Community	Smart Bus	County Operations	County RT	County P&R/HCMA/Zoo/Art
Rate		10.6140	5.4643	1.7766	3.1768	0.0000	4.0400	0.7449
Tax Dollars		\$2,043.20	\$1,051.88	\$342.00	\$611.53	\$0.00	\$777.70	\$143.39
Percentage		41.11%	21.17%	6.88%	12.31%	0.00%	15.65%	2.89%

## Township of Novi

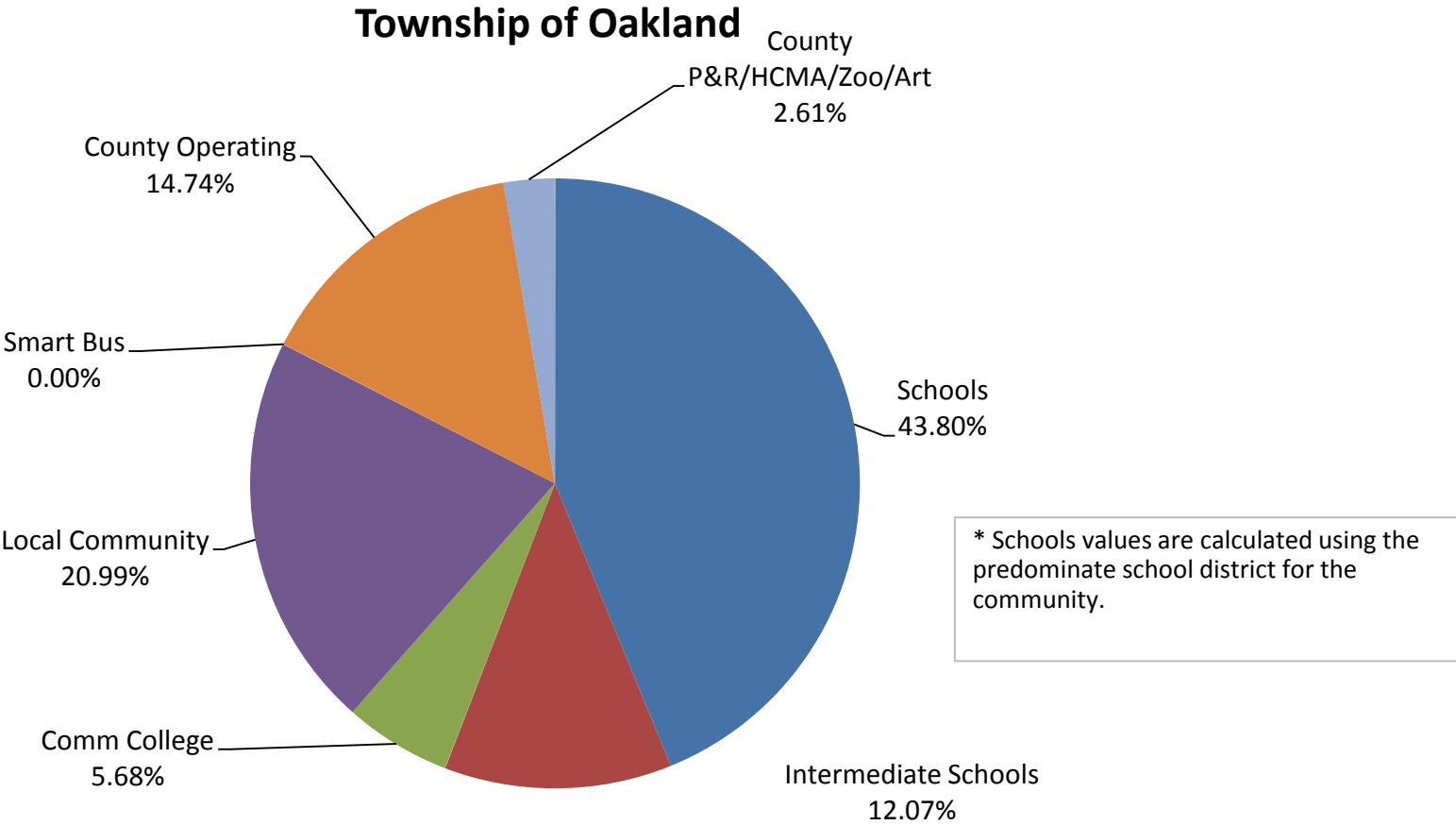


\* Schools values are calculated using the predominate school district for the community.

Average  
Taxable Value     \$180,000

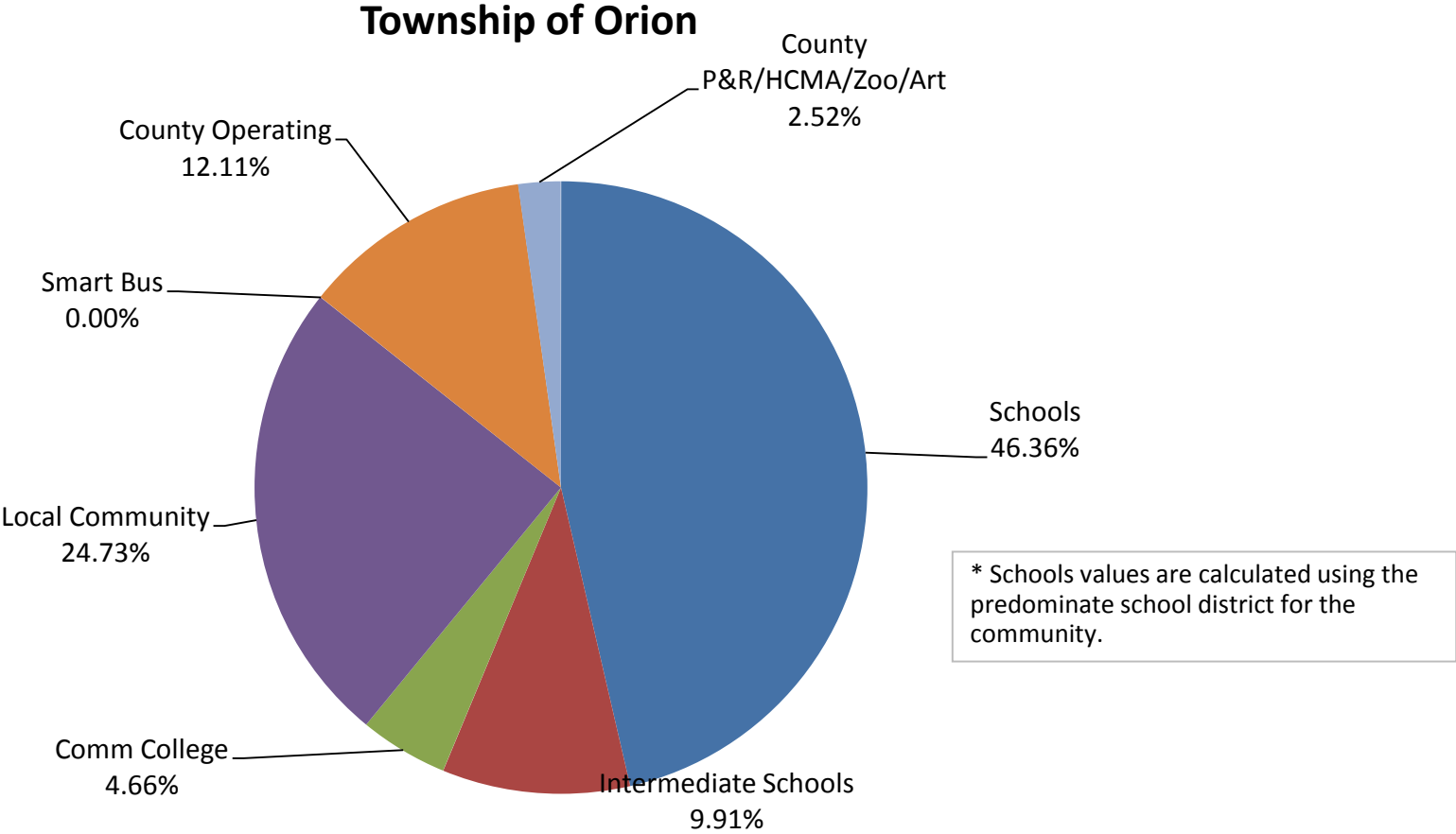
\*Rochester Schools

	Schools	Intermediate Schools	Community College	Local Community	Smart Bus	Operations	County RT	County P&R/HCMA/Zoo/A
Rate	12.0000	3.3079	1.5555	5.7514	0.0000	4.0400	0.7449	
Tax Dollars	\$2,160.00	\$595.42	\$279.99	\$1,035.25	\$0.00	\$727.20	\$134.08	
Percentage	43.80%	12.07%	5.68%	20.99%	0.00%	14.74%	2.72%	



Average  
Taxable Value \$117,500  
  
\*Orion Schools

	Schools	Intermediate Schools	Community College	Local Community	Smart Bus	County Operations	RT P&R/HCMA/Zoo/Art	County
Rate		15.4710	3.3079	1.5555	8.2518	0.0000	4.0400	0.7449
Tax Dollars		\$1,817.84	\$388.68	\$182.77	\$969.59	\$0.00	\$474.70	\$87.53
Percentage		46.36%	9.91%	4.66%	24.73%	0.00%	12.11%	2.23%

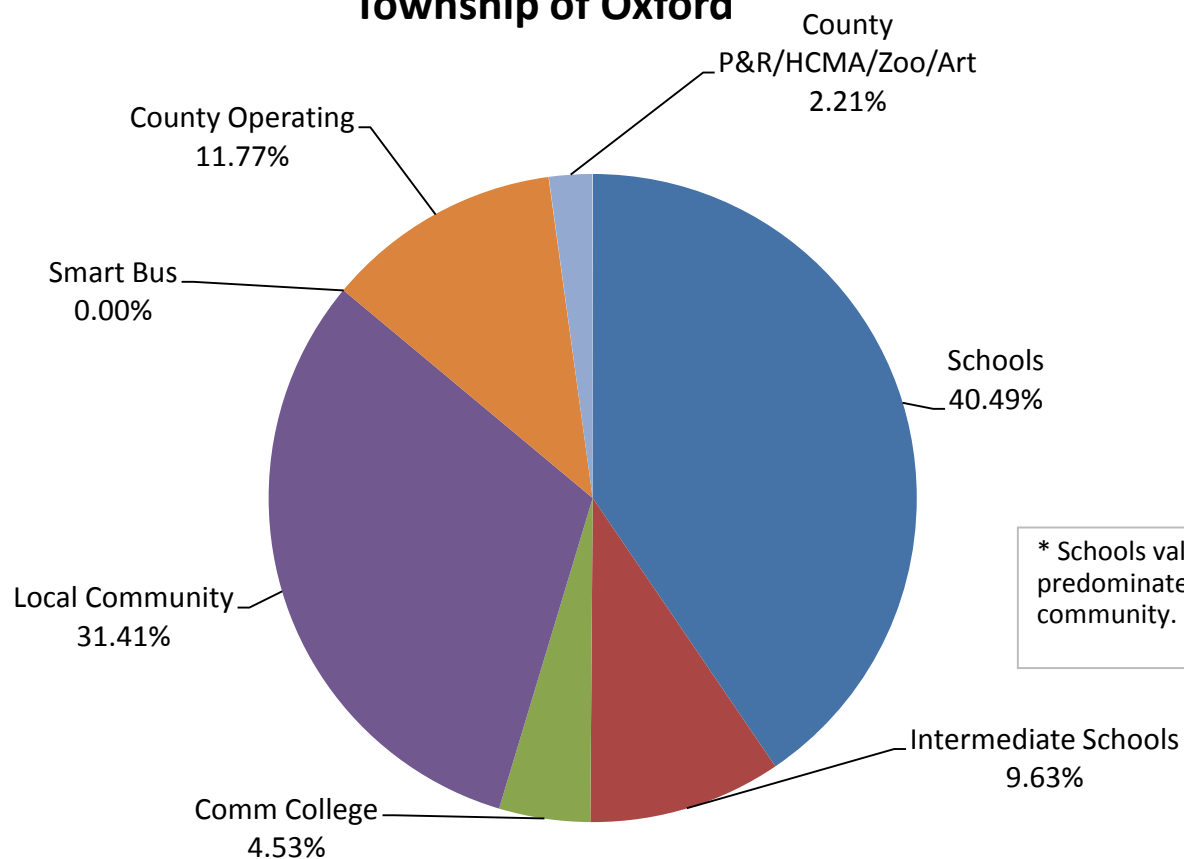


Average  
Taxable Value \$121,875

\*Oxford Schools

	Schools	Intermediate Schools	Community College	Local Community	Smart Bus	Operations	County RT	County P&R/HCMA/Zoo/Art
Rate	13.9000	3.3079	1.5555	10.7850	0.0000	4.0400	0.7449	
Tax Dollars	\$1,694.06	\$403.15	\$189.58	\$1,314.42	\$0.00	\$492.38	\$90.78	
Percentage	40.49%	9.63%	4.53%	31.41%	0.00%	11.77%	2.17%	

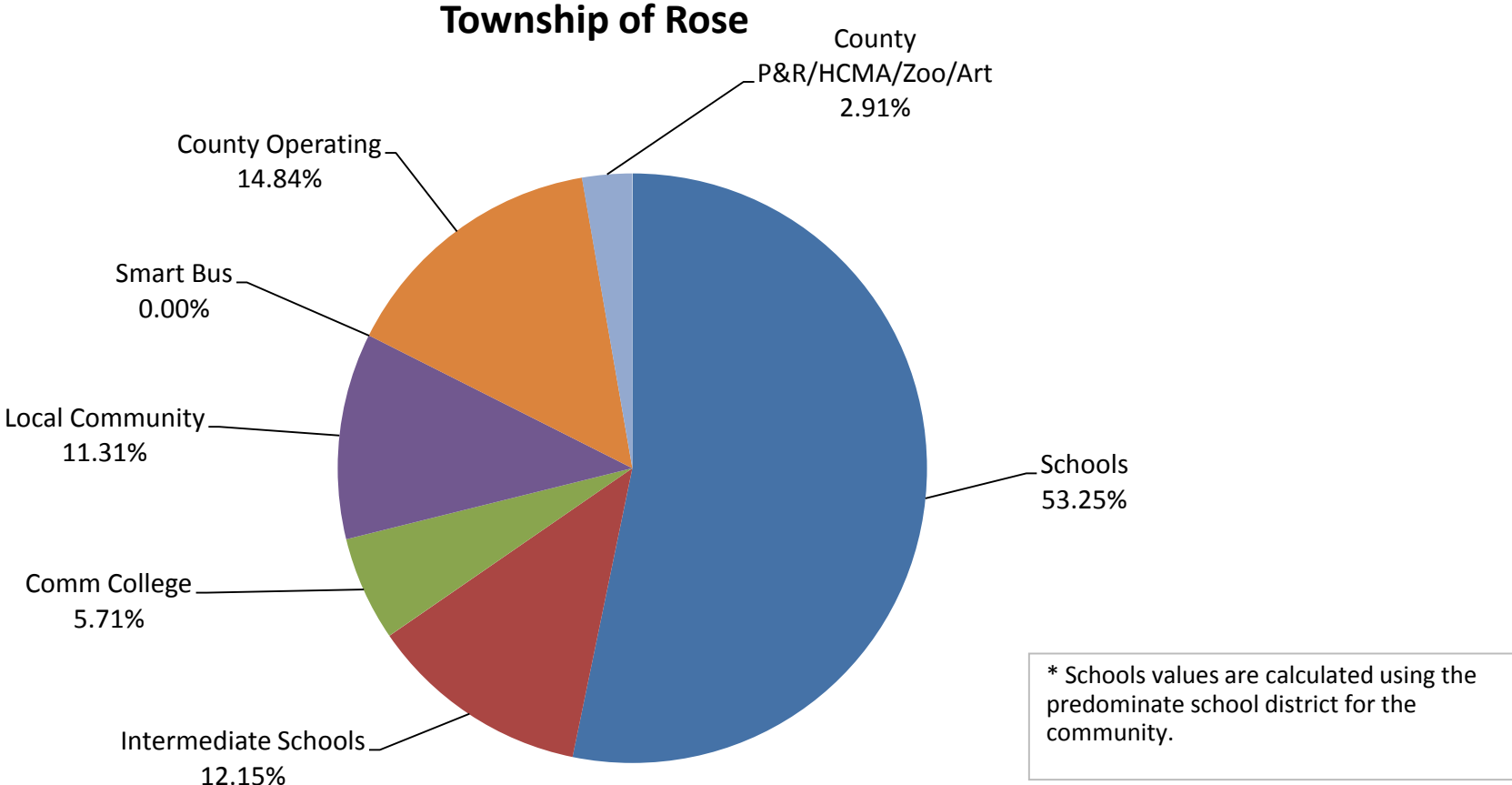
## Township of Oxford



\* Schools values are calculated using the predominate school district for the community.

Average  
Taxable Value \$115,000  
  
\*Holly Schools

	Schools	Intermediate Schools	Community College	Local Community	Smart Bus	Operations	County RT	County P&R/HCMA/Zoo/Art
Rate		14.5000	3.3079	1.5555	3.0808	0.0000	4.0400	0.7449
Tax Dollars		\$1,667.50	\$380.41	\$178.88	\$354.29	\$0.00	\$464.60	\$85.66
Percentage		53.25%	12.15%	5.71%	11.31%	0.00%	14.84%	2.74%

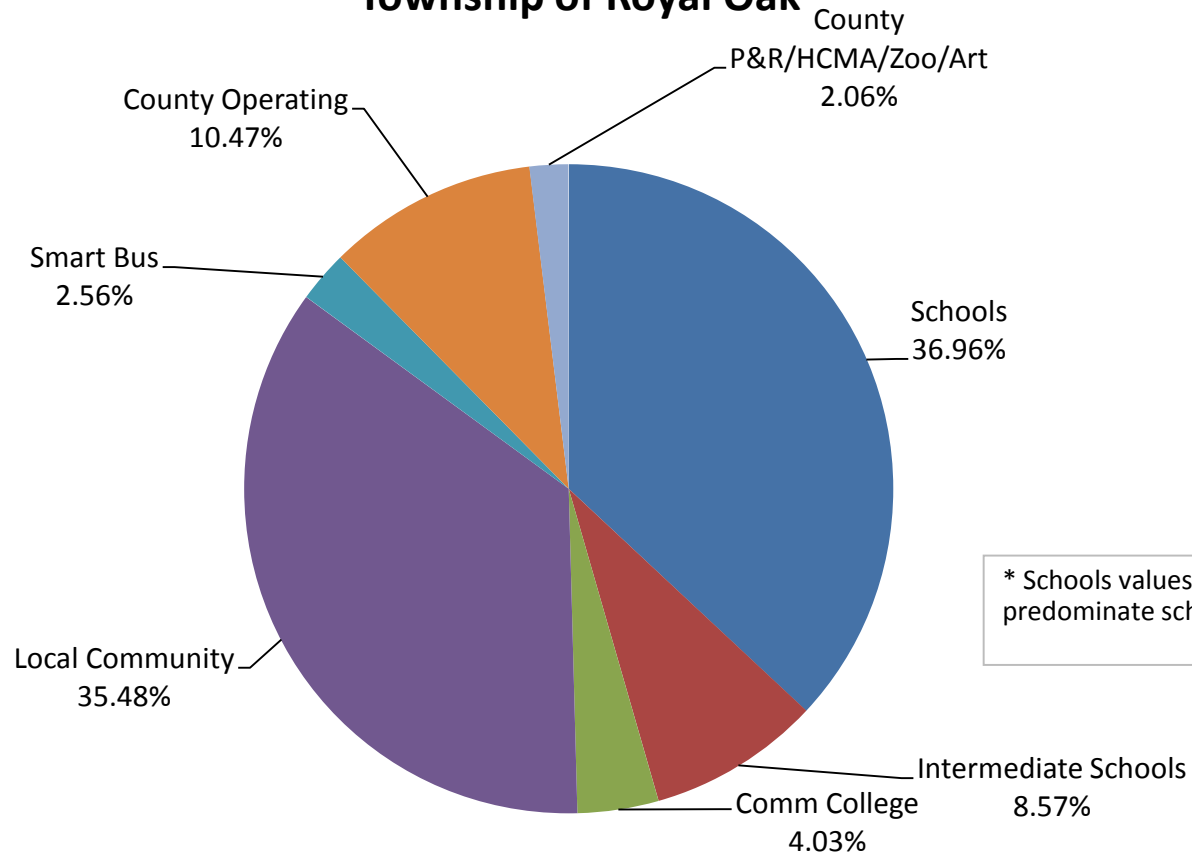


Average  
Taxable Value \$23,250

\*Ferndale Schools

	Schools	Intermediate Schools	Community College	Local Community	Smart Bus	Operations	County RT	County P&R/HCMA/Zoo/Art
Rate		14.2647	3.3079	1.5555	13.6936	0.9863	4.0400	0.7449
Tax Dollars		\$331.65	\$76.91	\$36.17	\$318.38	\$22.93	\$93.93	\$17.32
Percentage		36.96%	8.57%	4.03%	35.48%	2.56%	10.47%	1.93%

## Township of Royal Oak



\* Schools values are calculated using the predominate school district for the

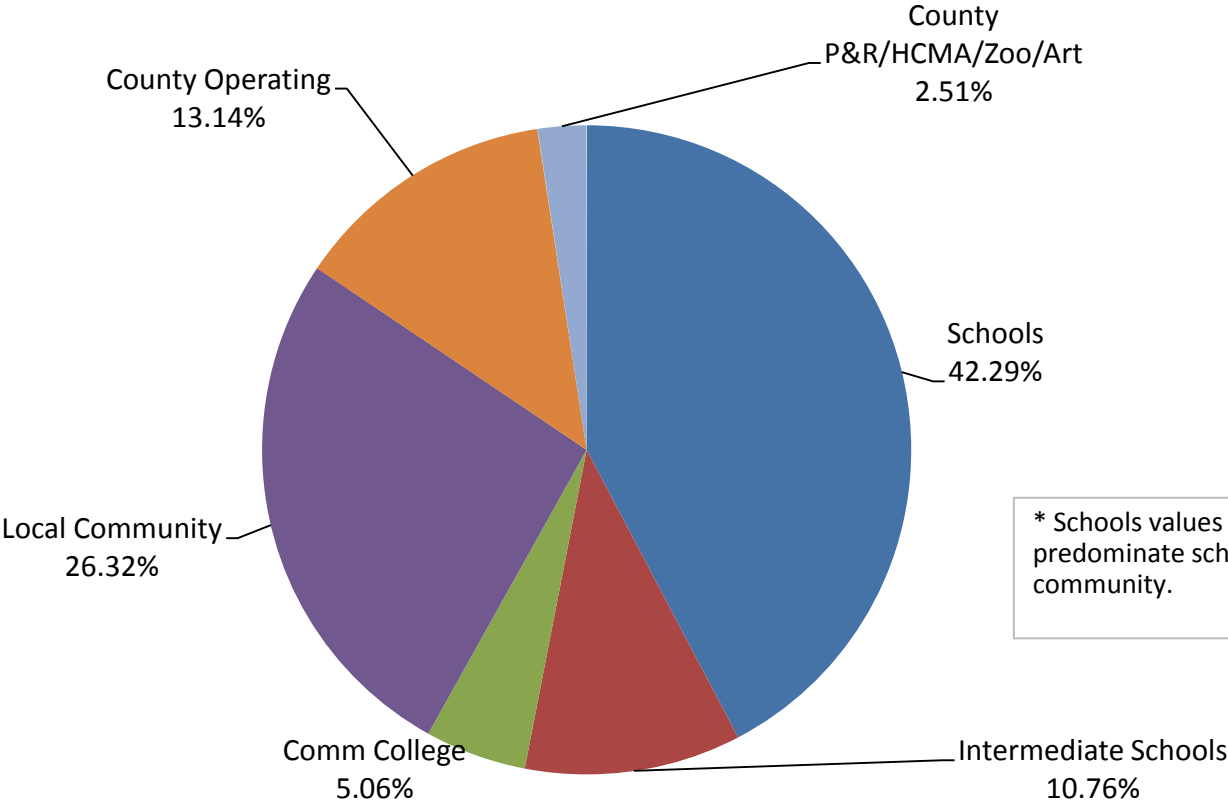


Average  
Taxable Value     \$118,500

\*Clarkston Schools

	Schools	Intermediate Schools	Community College	Local Community	Smart Bus	Operations	County RT	County P&R/HCMA/Zoo/Art
Rate		13.0000	3.3079	1.5555	8.0907	0.0000	4.0400	0.7449
Tax Dollars		\$1,540.50	\$391.99	\$184.33	\$958.75	\$0.00	\$478.74	\$88.27
Percentage		42.29%	10.76%	5.06%	26.32%	0.00%	13.14%	2.42%

Township of Springfield



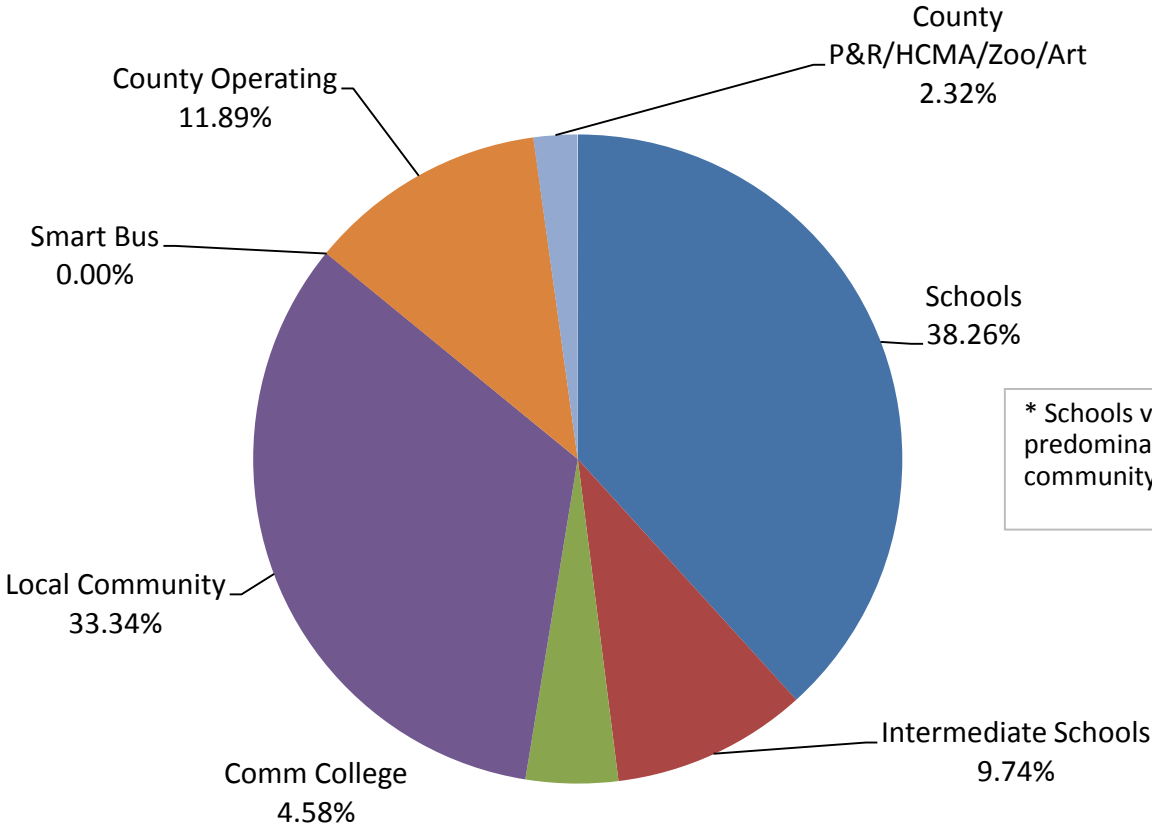
\* Schools values are calculated using the predominate school district for the community.

Average  
Taxable Value     \$75,000

\*Waterford Schools

	Schools	Intermediate Schools	Community College	Local Community	Smart Bus	County Operations	County RT	County P&R/HCMA/Zoo/Art
Rate	13.0000	3.3079	1.5555	11.3266	0.0000	4.0400	0.7449	
Tax Dollars	\$975.00	\$248.09	\$116.66	\$849.50	\$0.00	\$303.00	\$55.87	
Percentage	38.26%	9.74%	4.58%	33.34%	0.00%	11.89%	2.19%	

Township of Waterford

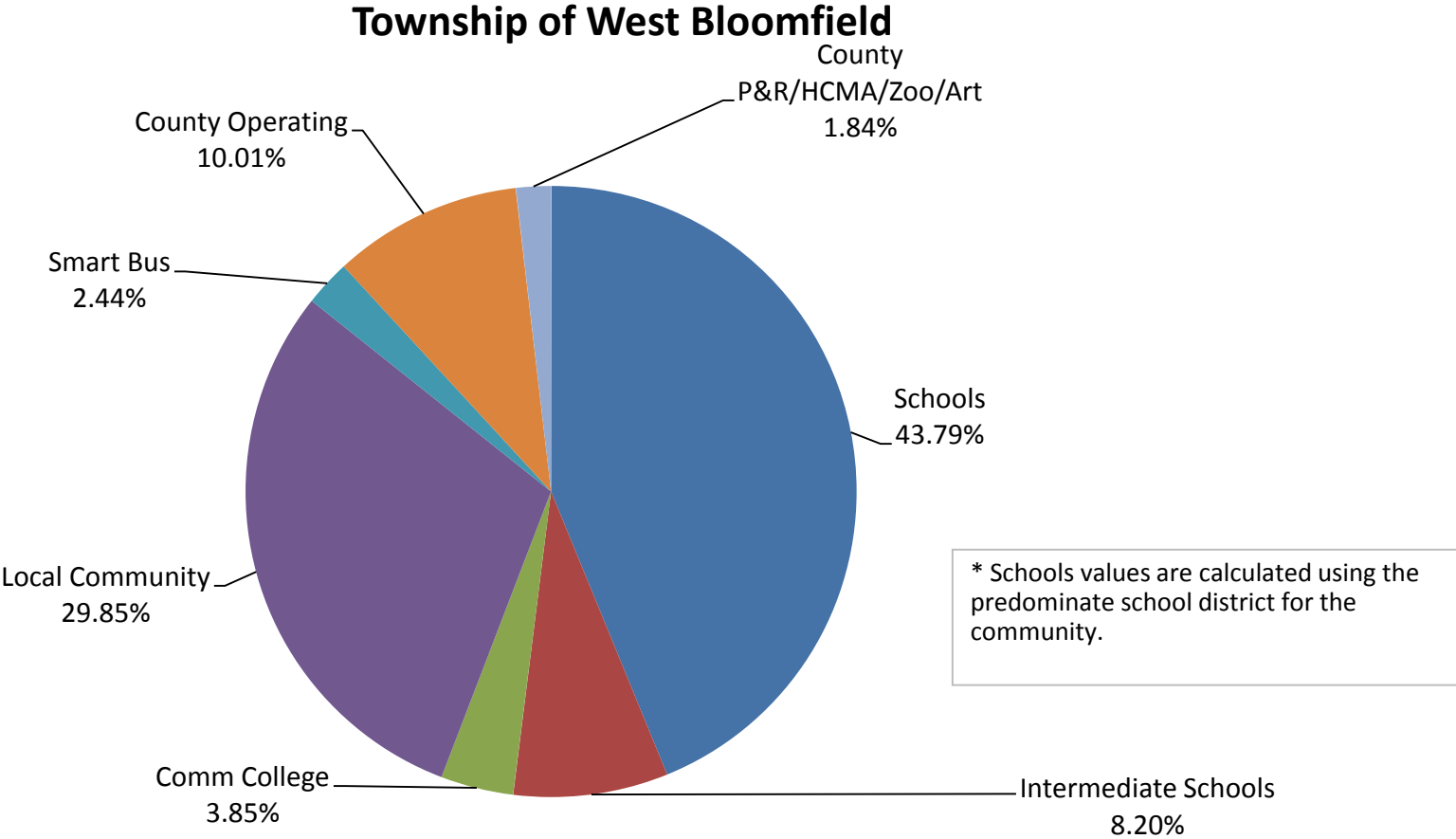


\* Schools values are calculated using the predominate school district for the community.

Average  
Taxable Value     \$127,750

\*West Bloomfield Schools

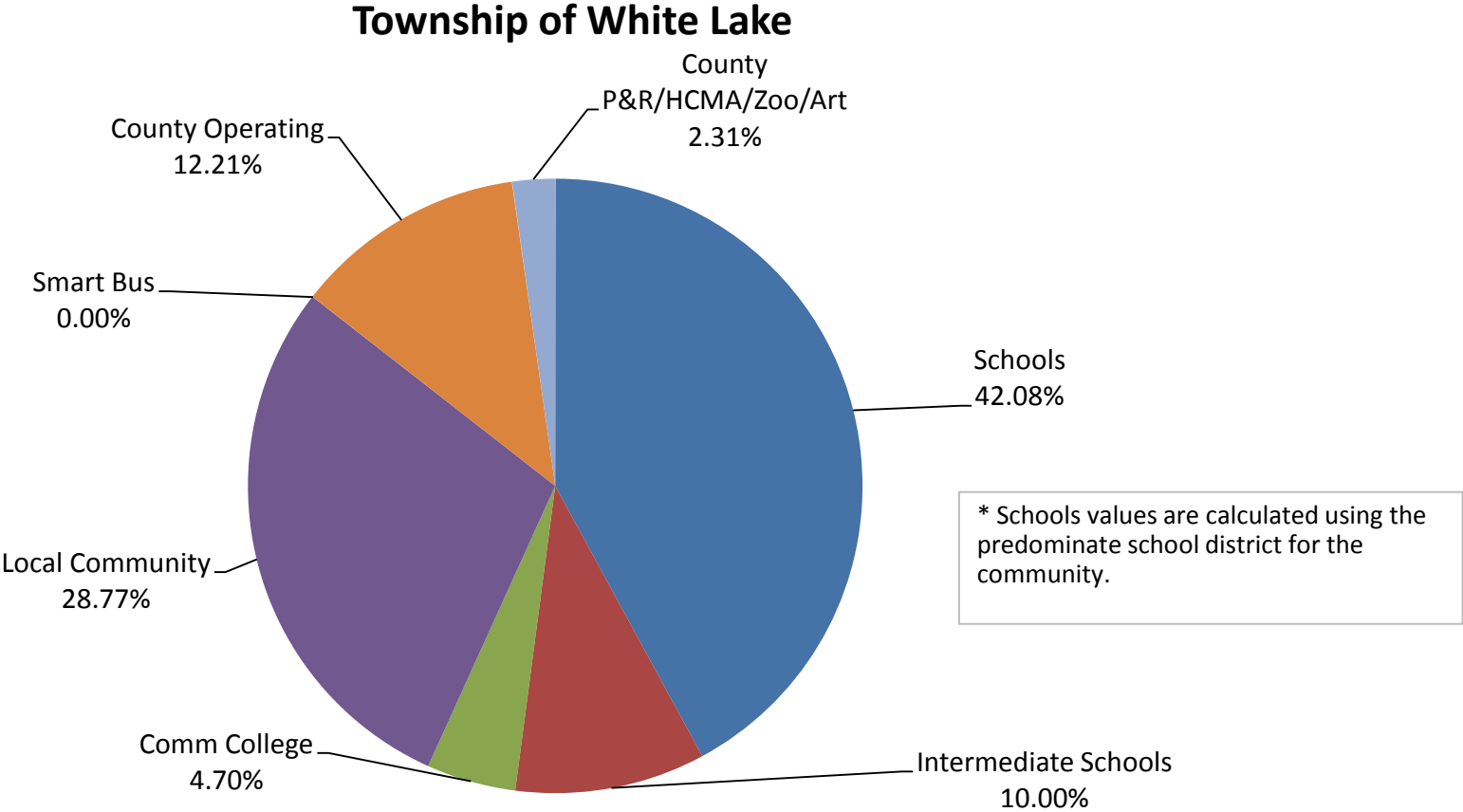
	Schools	Intermediate Schools	Community College	Local Community	Smart Bus	Operations	County RT	County P&R/HCMA/Zoo/A
Rate	17.6742	3.3079	1.5555	12.0487	0.9863	4.0400	0.7449	
Tax Dollars	\$2,257.88	\$422.58	\$198.72	\$1,539.22	\$126.00	\$516.11	\$95.16	
Percentage	43.79%	8.20%	3.85%	29.85%	2.44%	10.01%	1.85%	



Average  
Taxable Value     \$112,500

\*Huron Valley Schools

	Schools	Intermediate Schools	Community College	Local Community	Smart Bus	County Operations	County RT	County P&R/HCMA/ZOO/ART
Rate		13.9255	3.3079	1.5555	9.5209	0.0000	4.0400	0.7449
Tax Dollars		\$1,566.62	\$372.14	\$174.99	\$1,071.10	\$0.00	\$454.50	\$83.80
Percentage		42.08%	10.00%	4.70%	28.77%	0.00%	12.21%	2.25%

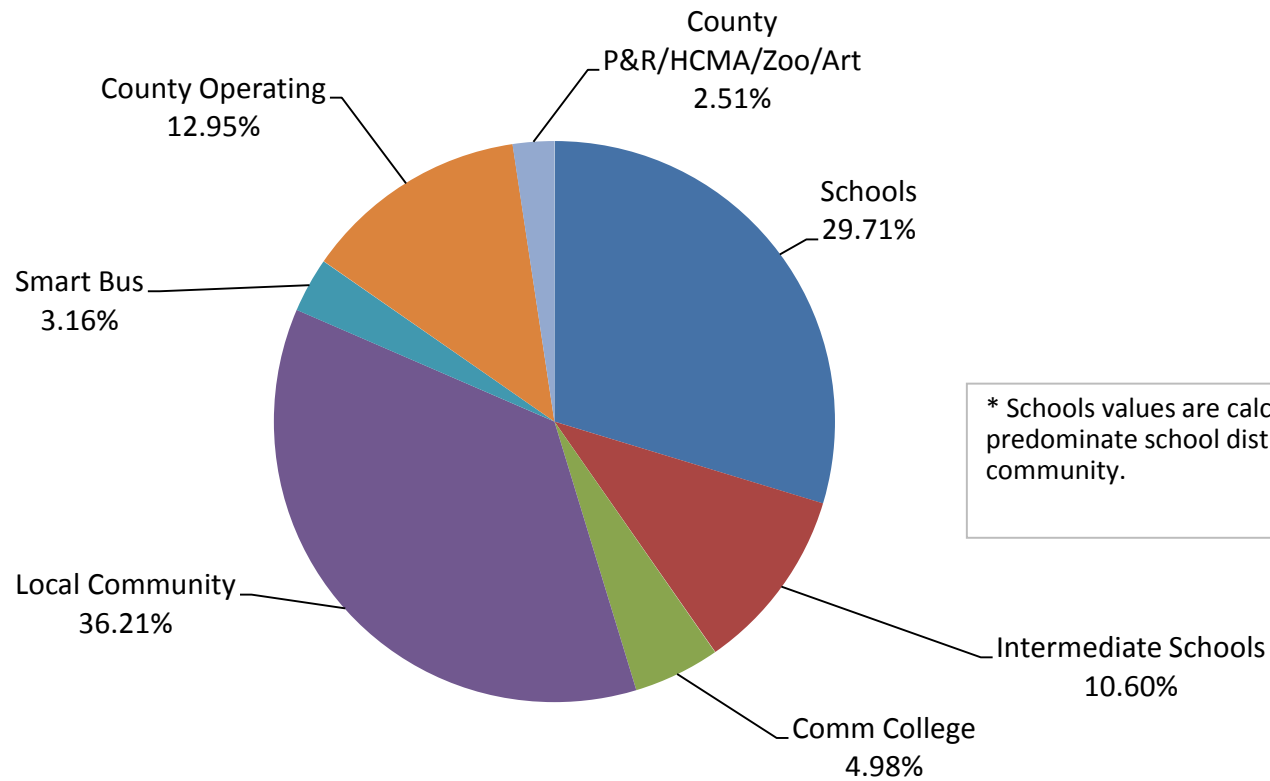


Average  
Taxable Value \$76,938

\*Pontiac Schools

	Schools	Intermediate Schools	Community College	Local Community	Smart Bus	County Operations	County P&R/HCMA/Zoo/Art	County
Rate		9.2700	3.3079	1.5555	11.2998	0.9863	4.0400	0.7449
Tax Dollars		\$713.22	\$254.50	\$119.68	\$869.38	\$75.88	\$310.83	\$57.31
Percentage		29.71%	10.60%	4.98%	36.21%	3.16%	12.95%	2.39%

## City of Auburn Hills



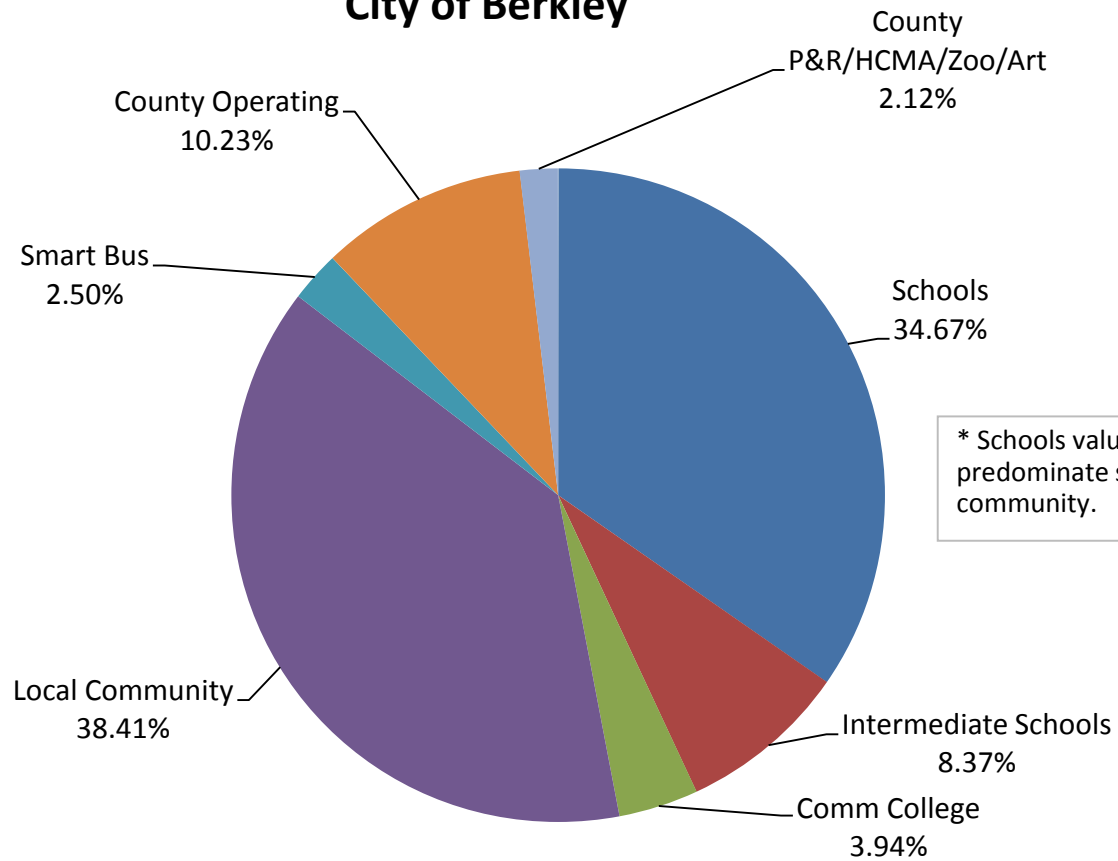
\* Schools values are calculated using the predominate school district for the community.

Average  
Taxable Value \$90,000

\*Berkley Schools

	Schools	Intermediate Schools	Community College	Local Community	Smart Bus	Operations	County RT	County P&R/HCMA/Zoo/A
Rate	13.6993	3.3079	1.5555	15.1746	0.9863	4.0400	0.7449	
Tax Dollars	\$1,232.94	\$297.71	\$140.00	\$1,365.71	\$88.77	\$363.60	\$67.04	
Percentage	34.67%	8.37%	3.94%	38.41%	2.50%	10.23%	1.89%	

## City of Berkley

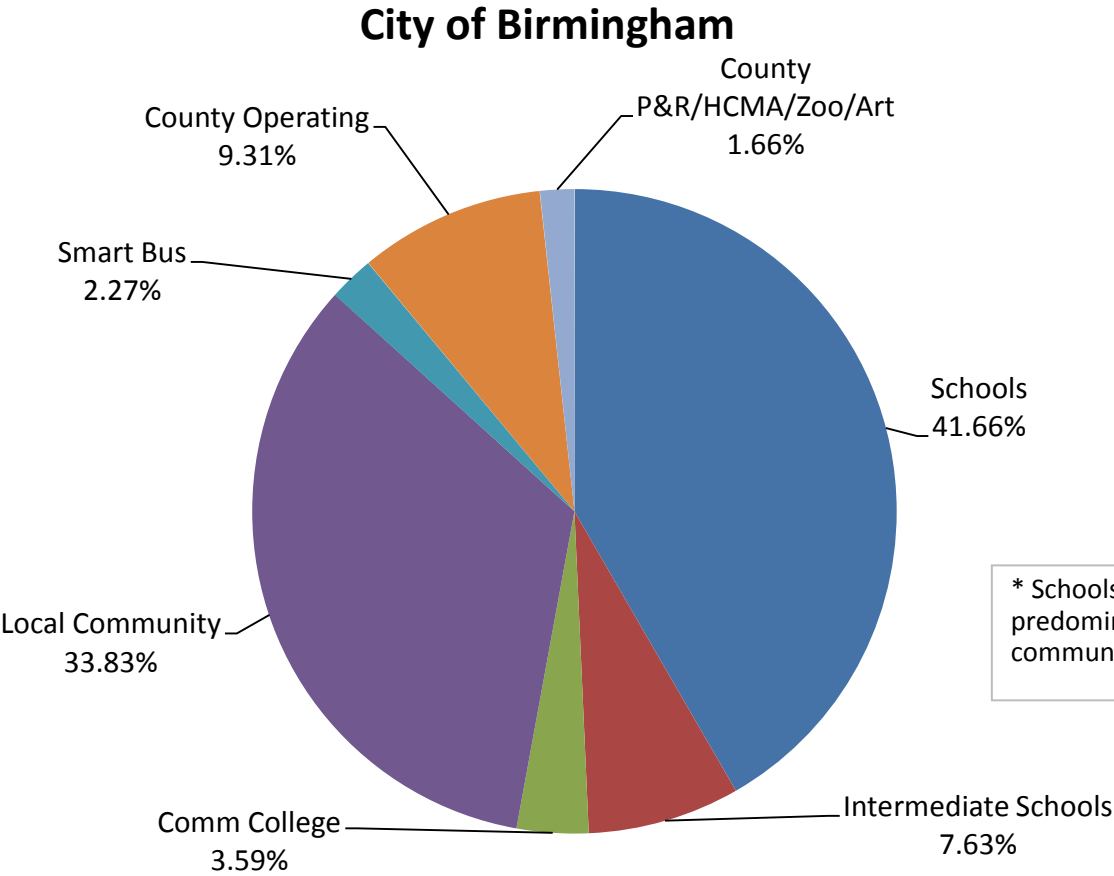


\* Schools values are calculated using the predominate school district for the community.

Average  
Taxable Value     \$190,250

\*Birmingham Schools

	Schools	Intermediate Schools	Community College	Local Community	Smart Bus	County Operations	County RT	County P&R/HCMA/Zoo/Art
Rate	18.0727	3.3079	1.5555	14.6739	0.9863	4.0400	0.7449	
Tax Dollars	\$3,438.33	\$629.33	\$295.93	\$2,791.71	\$187.64	\$768.61	\$141.72	
Percentage	41.66%	7.63%	3.59%	33.83%	2.27%	9.31%	1.72%	



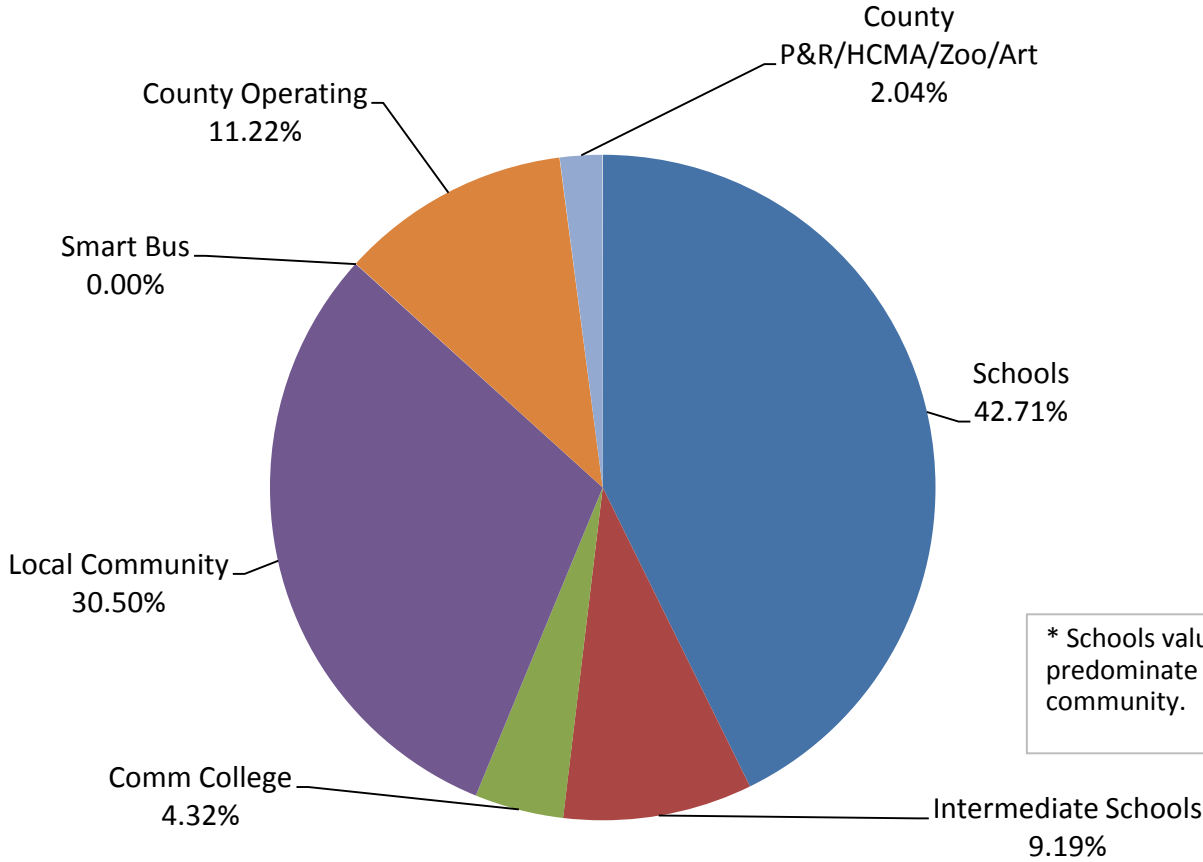
\* Schools values are calculated using the predominate school district for the community.

Average  
Taxable Value     \$340,000

\*Bloomfield Hills Schools

	Schools	Intermediate Schools	Community College	Local Community	Smart Bus	Operations	County RT	County P&R/HCMA/Zoo/Art
Rate		15.3781	3.3079	1.5555	10.9806	0.0000	4.0400	0.7449
Tax Dollars		\$5,228.55	\$1,124.69	\$528.87	\$3,733.40	\$0.00	\$1,373.60	\$253.27
Percentage		42.71%	9.19%	4.32%	30.50%	0.00%	11.22%	2.07%

City of Bloomfield Hills



\* Schools values are calculated using the predominate school district for the community.

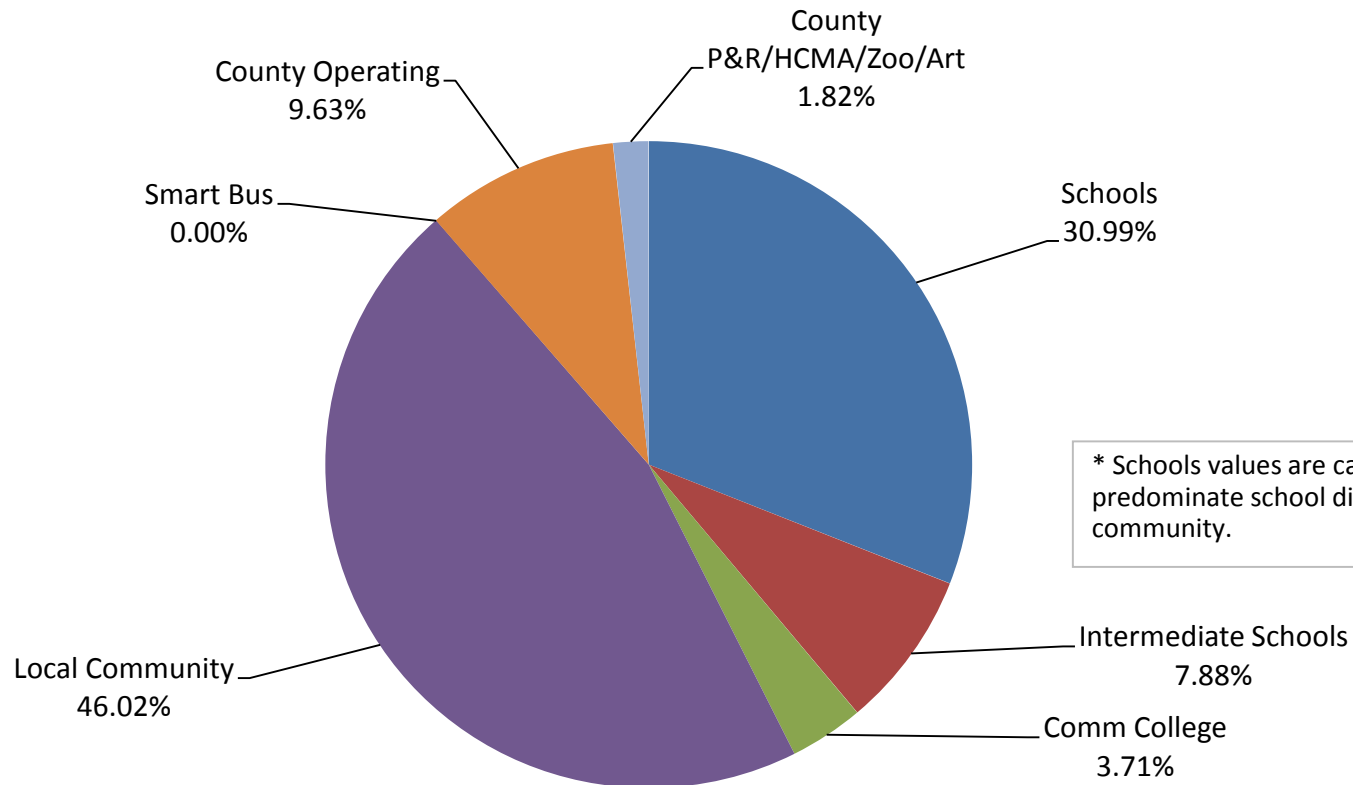


Average  
Taxable Value \$160,250

\*Clarkston Schools

	Schools	Intermediate Schools	Community College	Local Community	Smart Bus	Operations	County RT	County P&R/HCMA/ZOO/ART
Rate	13.0000	3.3079	1.5555	19.3051	0.0000	4.0400	0.7449	
Tax Dollars	\$2,083.25	\$530.09	\$249.27	\$3,093.64	\$0.00	\$647.41	\$119.37	
Percentage	30.99%	7.88%	3.71%	46.02%	0.00%	9.63%	1.78%	

## City of the Village of Clarkston



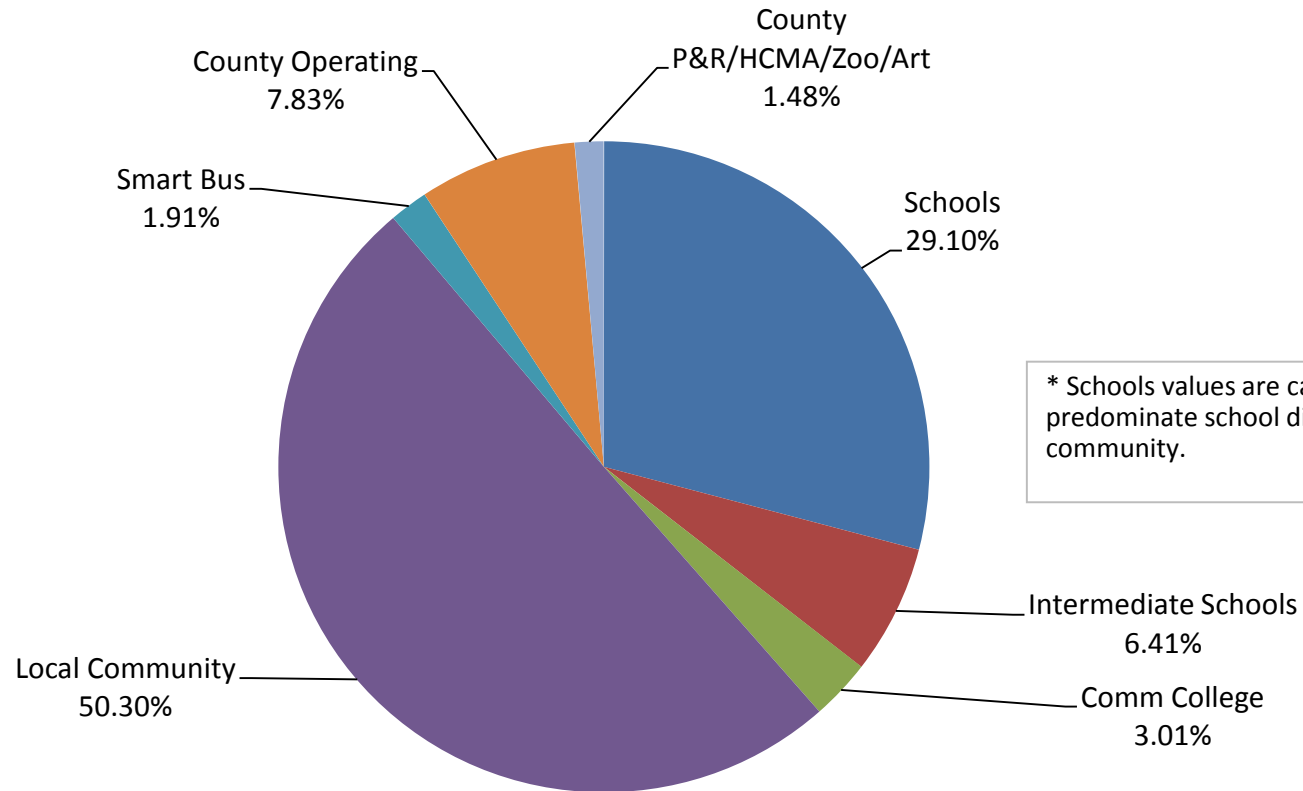
\* Schools values are calculated using the predominate school district for the community.

Average  
Taxable Value \$81,000

\*Clawson Schools

	Schools	Intermediate Schools	Community College	Local Community	Smart Bus	County Operations	County RT	County P&R/HCMA/Zoo/Art
Rate		15.0200	3.3079	1.5555	25.9642	0.9863	4.0400	0.7449
Tax Dollars		\$1,216.62	\$267.94	\$126.00	\$2,103.10	\$79.89	\$327.24	\$60.34
Percentage		29.10%	6.41%	3.01%	50.30%	1.91%	7.83%	1.44%

## City of Clawson



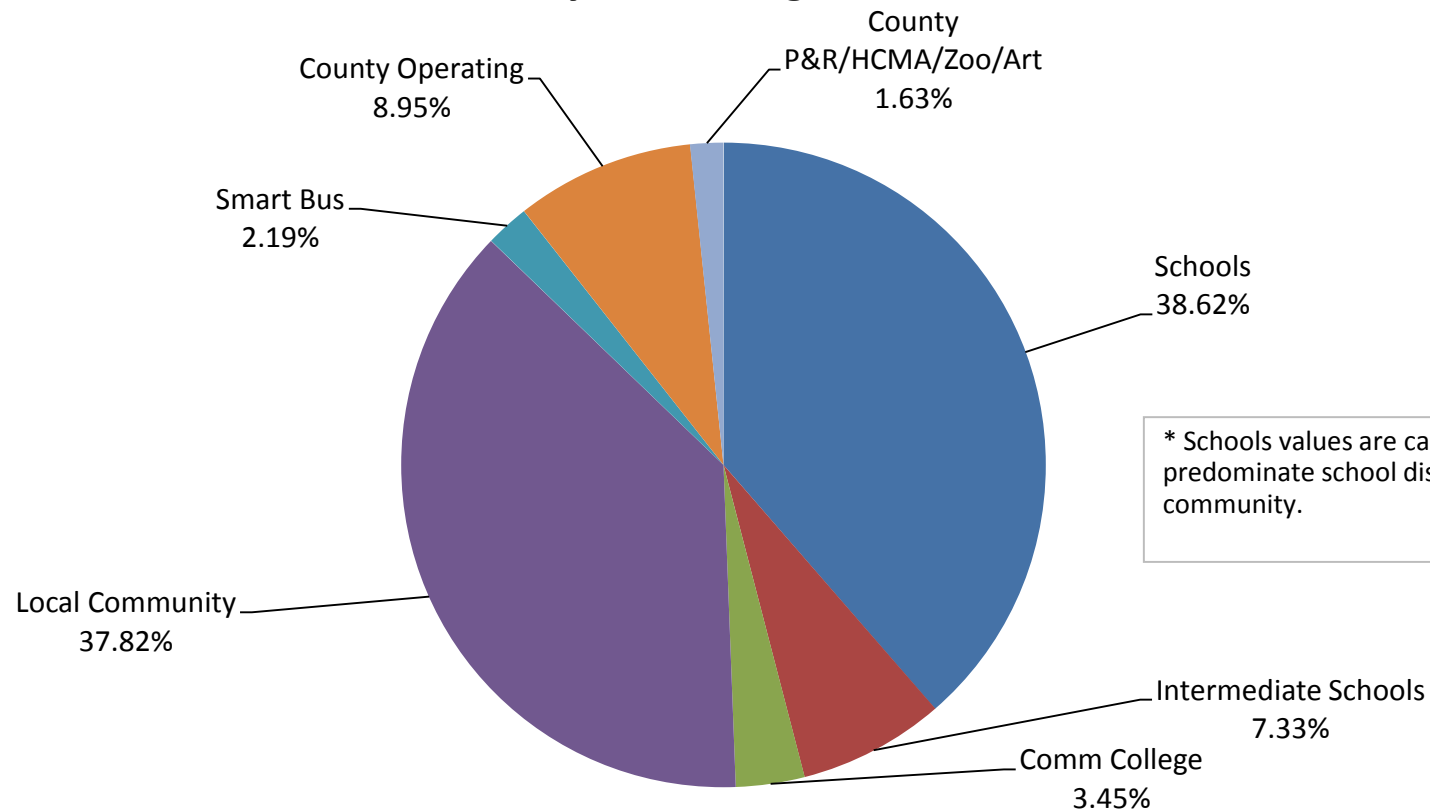
\* Schools values are calculated using the predominate school district for the community.

Average  
Taxable Value \$85,500

\*Farmington Schools

	Schools	Intermediate Schools	Community College	Local Community	Smart Bus	Operations	County RT	County P&R/HCMA/Zoo/Art
Rate	17.4268		3.3079	1.5555	17.0644	0.9863	4.0400	0.7449
Tax Dollars	\$1,489.99		\$282.83	\$133.00	\$1,459.01	\$84.33	\$345.42	\$63.69
Percentage	38.62%		7.33%	3.45%	37.82%	2.19%	8.95%	1.65%

## City of Farmington



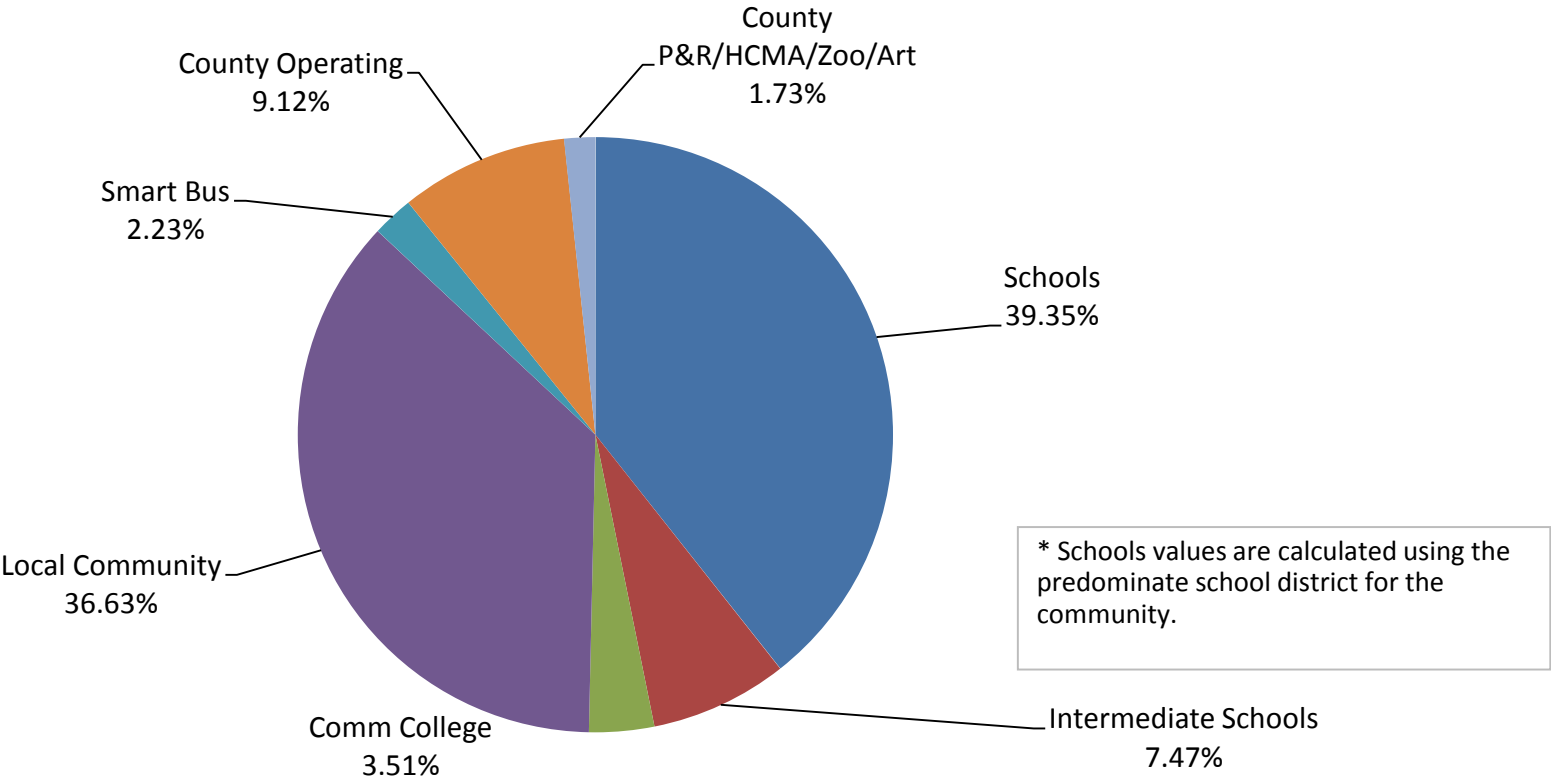
\* Schools values are calculated using the predominate school district for the community.

Average  
Taxable Value     \$114,000

\*Farmington Schools

	Schools	Intermediate Schools	Community College	Local Community	Smart Bus	Operations	County RT	County P&R/HCMA/Zoo/Art
Rate		17.4268	3.3079	1.5555	16.2213	0.9863	4.0400	0.7449
Tax Dollars		\$1,986.66	\$377.10	\$177.33	\$1,849.23	\$112.44	\$460.56	\$84.92
Percentage		39.35%	7.47%	3.51%	36.63%	2.23%	9.12%	1.68%

City of Farmington Hills

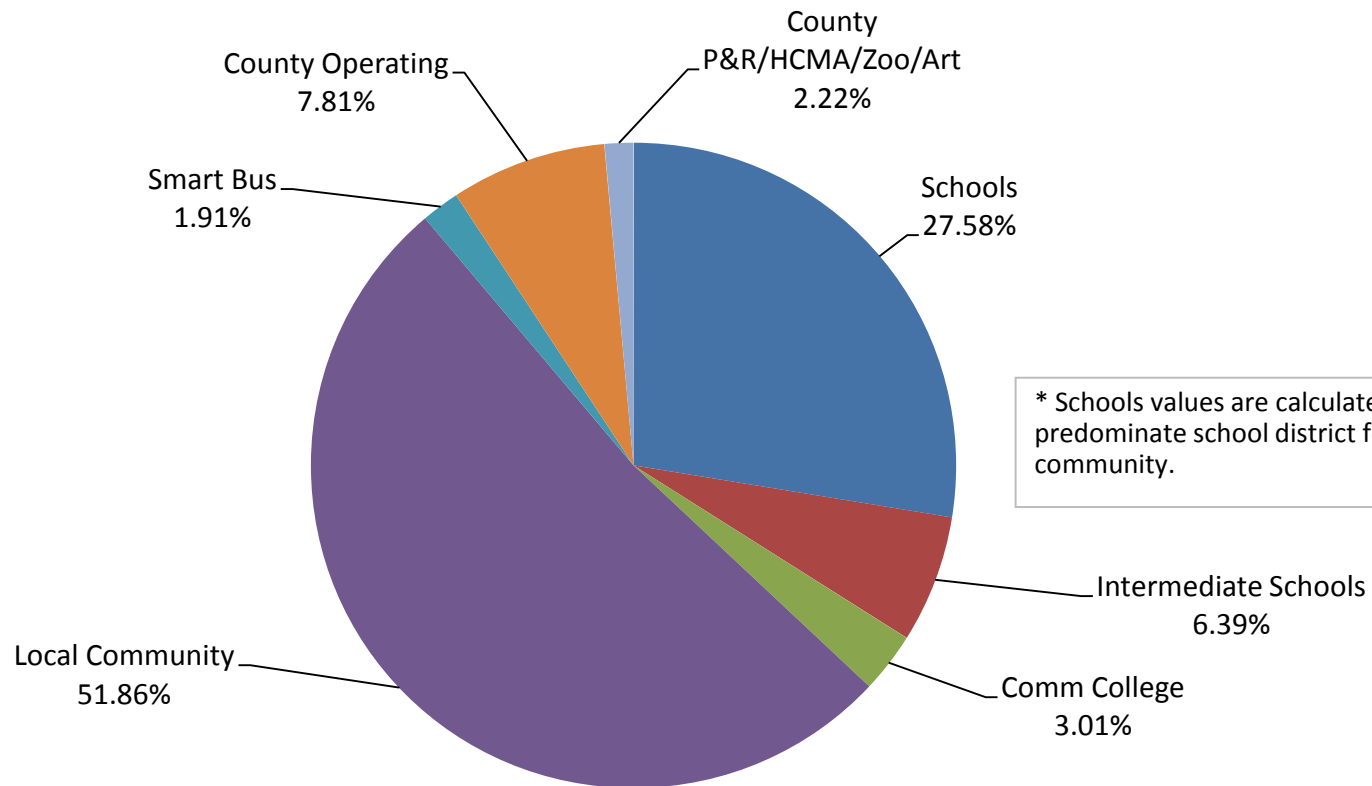


Average  
Taxable Value \$70,000

\*Ferndale Schools

	Schools	Intermediate Schools	Community College	Local Community	Smart Bus	County Operations	RT P&R/HCMA/Zoo/Art	County
Rate		14.2647	3.3079	1.5555	26.8286	0.9863	4.0400	0.7449
Tax Dollars		\$998.53	\$231.55	\$108.89	\$1,878.00	\$69.04	\$282.80	\$52.14
Percentage		27.58%	6.39%	3.01%	51.86%	1.91%	7.81%	1.44%

## City of Ferndale



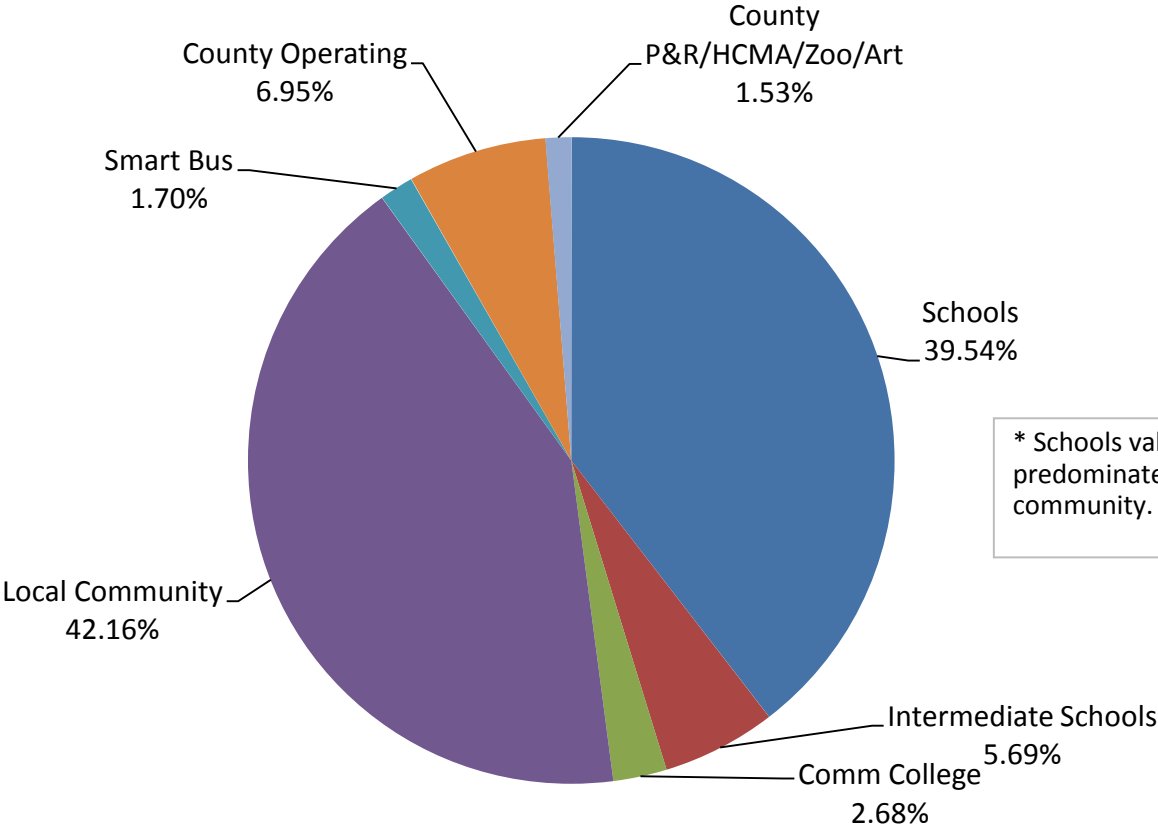
\* Schools values are calculated using the predominate school district for the community.

Average  
Taxable Value     \$24,375

\*Hazel Park Schools

	Schools	Intermediate Schools	Community College	Local Community	Smart Bus	County Operations	RT P&R/HCMA/Zoo/Art	County
Rate		22.9740	3.3079	1.5555	24.4981	0.9863	4.0400	0.7449
Tax Dollars		\$559.99	\$80.63	\$37.92	\$597.14	\$24.04	\$98.48	\$18.16
Percentage		39.54%	5.69%	2.68%	42.16%	1.70%	6.95%	1.28%

City of Hazel Park



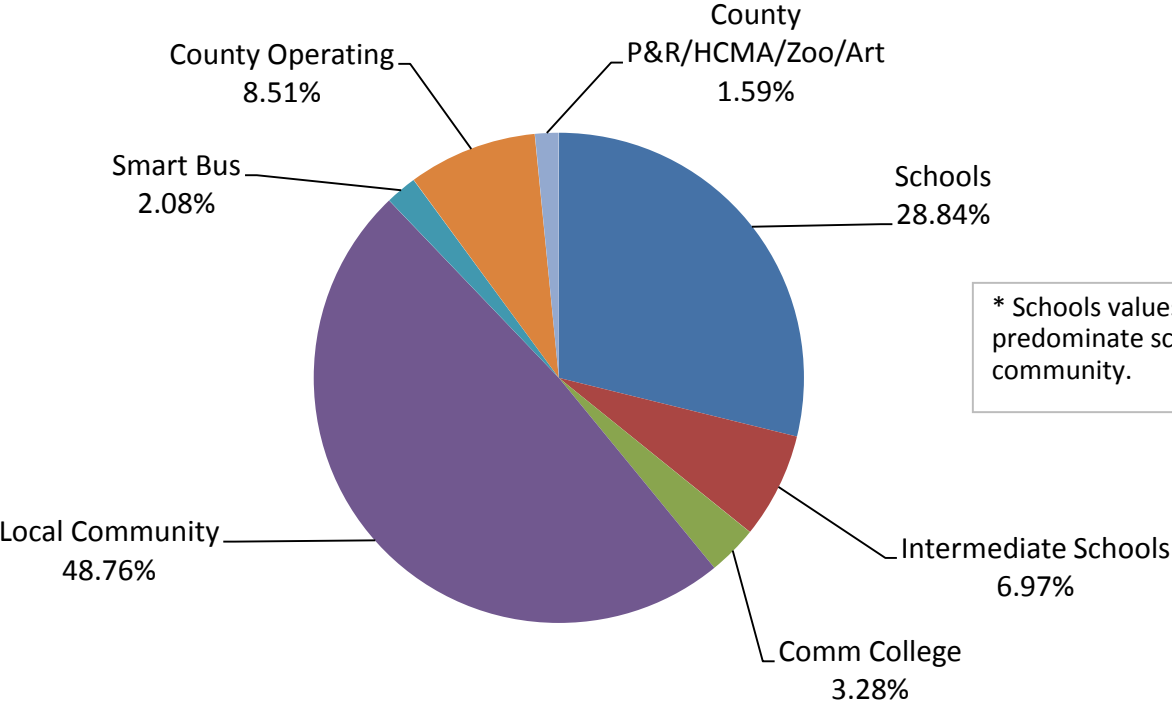
\* Schools values are calculated using the predominate school district for the community.

Average  
Taxable Value     \$158,625

\*Berkley Schools

	Schools	Intermediate Schools	Community College	Local Community	Smart Bus	Operations	County RT	County P&R/HCMA/Zoo/Art
Rate		13.6993	3.3079	1.5555	23.1591	0.9863	4.0400	0.7449
Tax Dollars		\$2,173.05	\$524.72	\$246.74	\$3,673.61	\$156.45	\$640.85	\$118.16
Percentage		28.84%	6.97%	3.28%	48.76%	2.08%	8.51%	1.57%

City of Huntington Woods



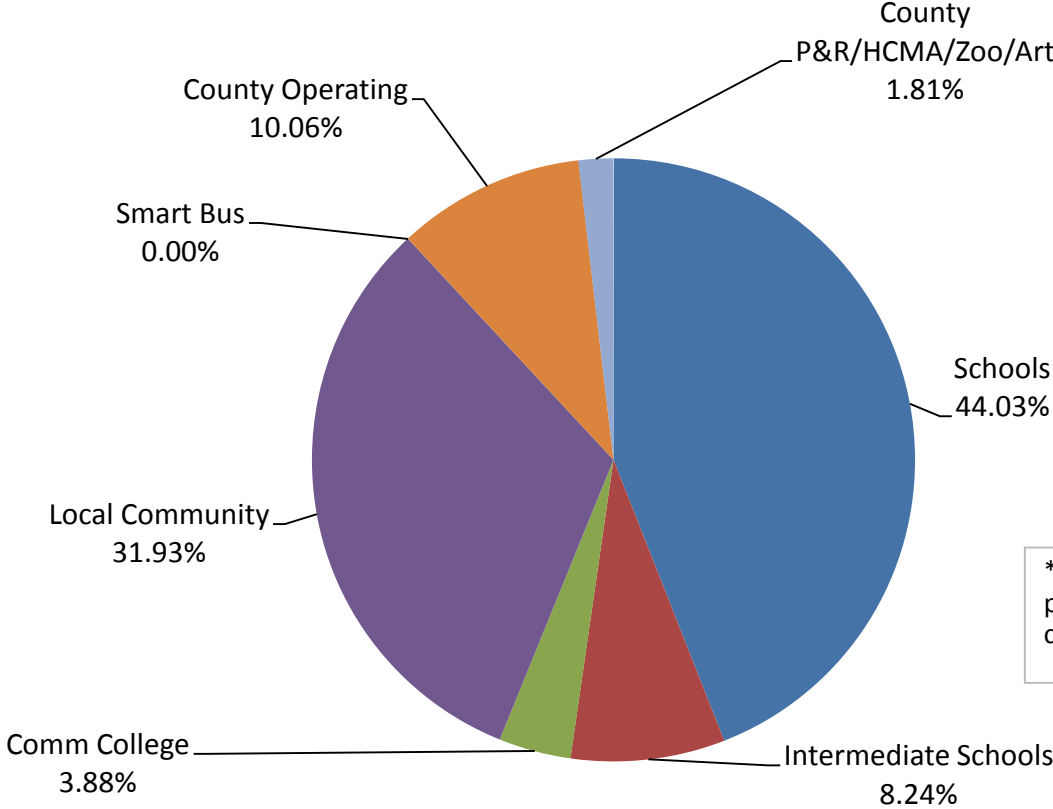
\* Schools values are calculated using the predominate school district for the community.

Average  
Taxable Value     \$58,500

\*West Bloomfield Schools

	Schools	Intermediate Schools	Community College	Local Community	Smart Bus	Operations	County RT	County P&R/HCMA/Zoo/Art
Rate		17.6742	3.3079	1.5555	12.8171	0.0000	4.0400	0.7449
Tax Dollars		\$1,033.94	\$193.51	\$91.00	\$749.80	\$0.00	\$236.34	\$43.58
Percentage		44.03%	8.24%	3.88%	31.93%	0.00%	10.06%	1.86%

City of Keego Harbor



\* Schools values are calculated using the predominate school district for the community.

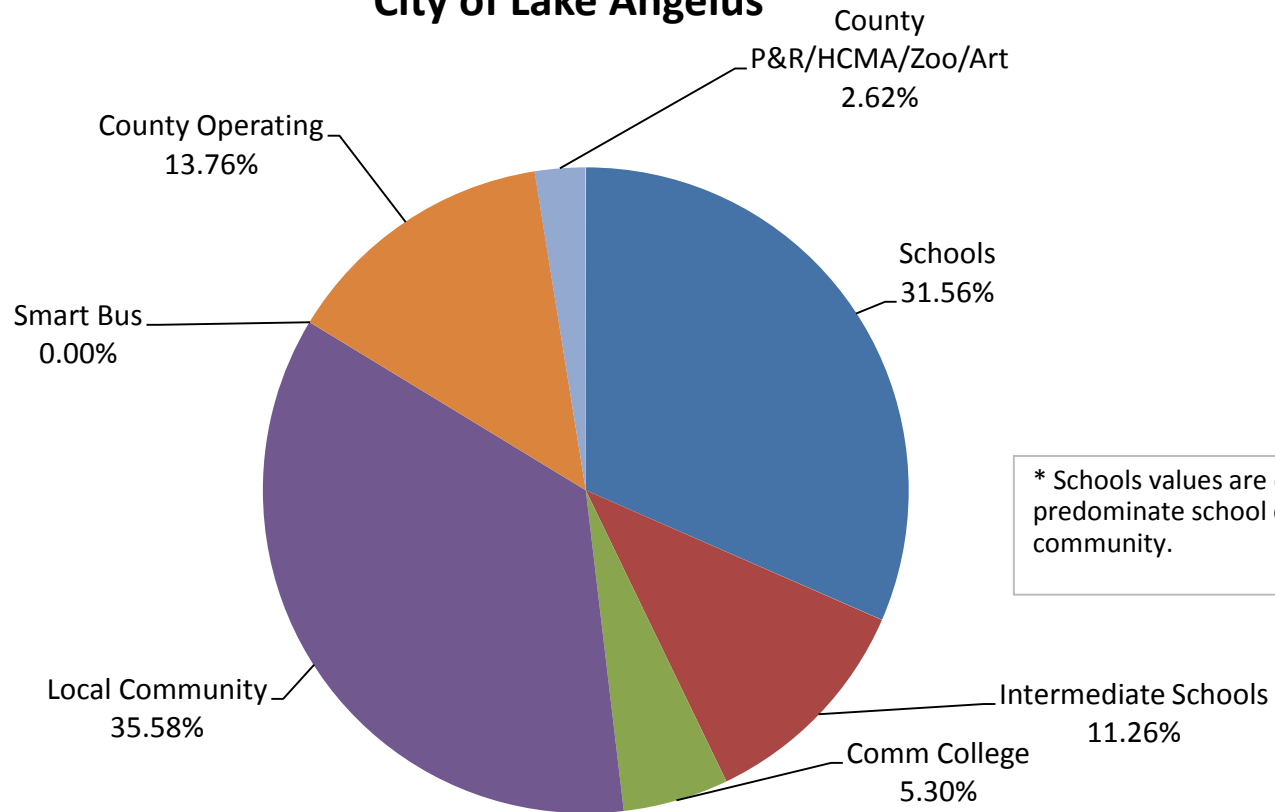


Average  
Taxable Value \$637,500

\*Pontiac Schools

	Schools	Intermediate Schools	Community College	Local Community	Smart Bus	County Operations	RT P&R/HCMA/Zoo/Art	County
Rate		9.2700	3.3079	1.5555	10.4500	0.0000	4.0400	0.7449
Tax Dollars		\$5,909.63	\$2,108.79	\$991.63	\$6,661.88	\$0.00	\$2,575.50	\$474.87
Percentage		31.56%	11.26%	5.30%	35.58%	0.00%	13.76%	2.54%

## City of Lake Angelus



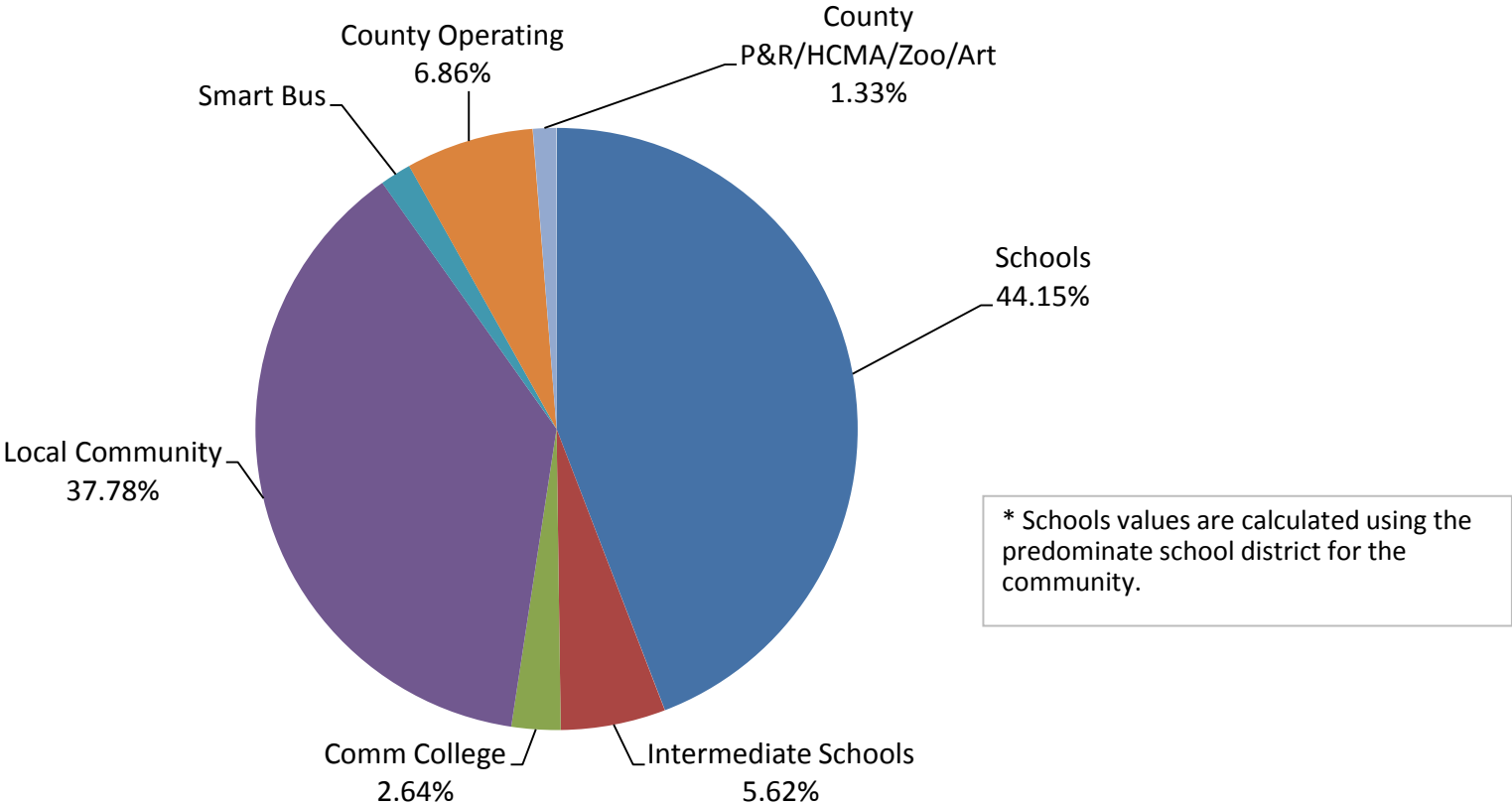
\* Schools values are calculated using the predominate school district for the community.

Average  
Taxable Value     \$94,950

\*Southfield Schools

	Schools	Intermediate Schools	Community College	Local Community	Smart Bus	County Operations	RT P&R/HCMA/Zoo/Art	County
Rate		25.9868	3.3079	1.5555	22.2343	0.9863	4.0400	0.7449
Tax Dollars		\$2,467.45	\$314.09	\$147.69	\$2,111.15	\$93.65	\$383.60	\$70.73
Percentage		44.15%	5.62%	2.64%	37.78%	1.68%	6.86%	1.27%

City of Lathrup Village

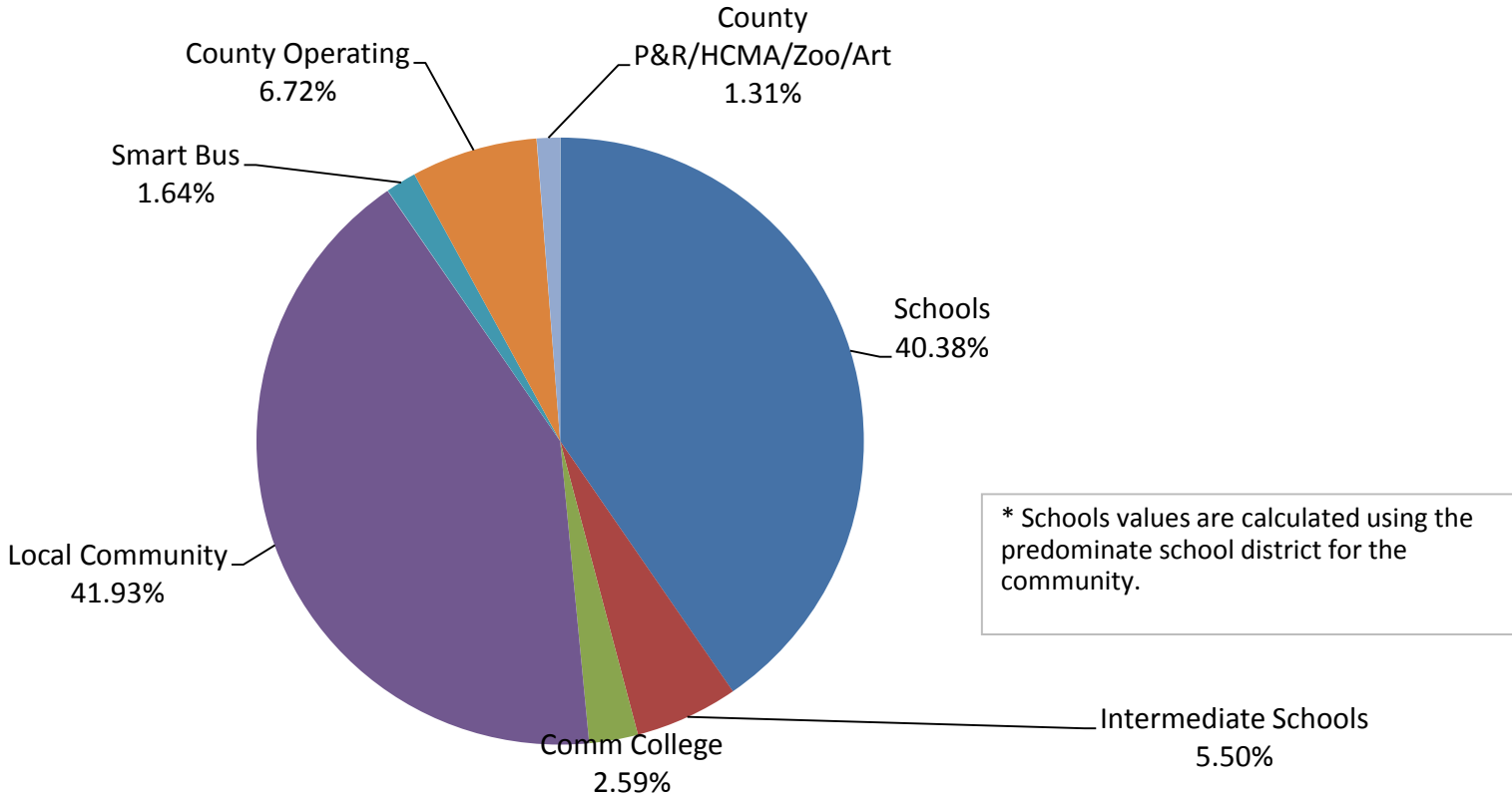


Average  
Taxable Value     \$55,000

\*Lamphere Schools

	Schools	Intermediate Schools	Community College	Local Community	Smart Bus	County Operations	RT P&R/HCMA/Zoo/A	County
Rate		24.2800	3.3079	1.5555	25.2114	0.9863	4.0400	0.7449
Tax Dollars		\$1,335.40	\$181.93	\$85.55	\$1,386.63	\$54.25	\$222.20	\$40.97
Percentage		40.38%	5.50%	2.59%	41.93%	1.64%	6.72%	1.24%

City of Madison Heights

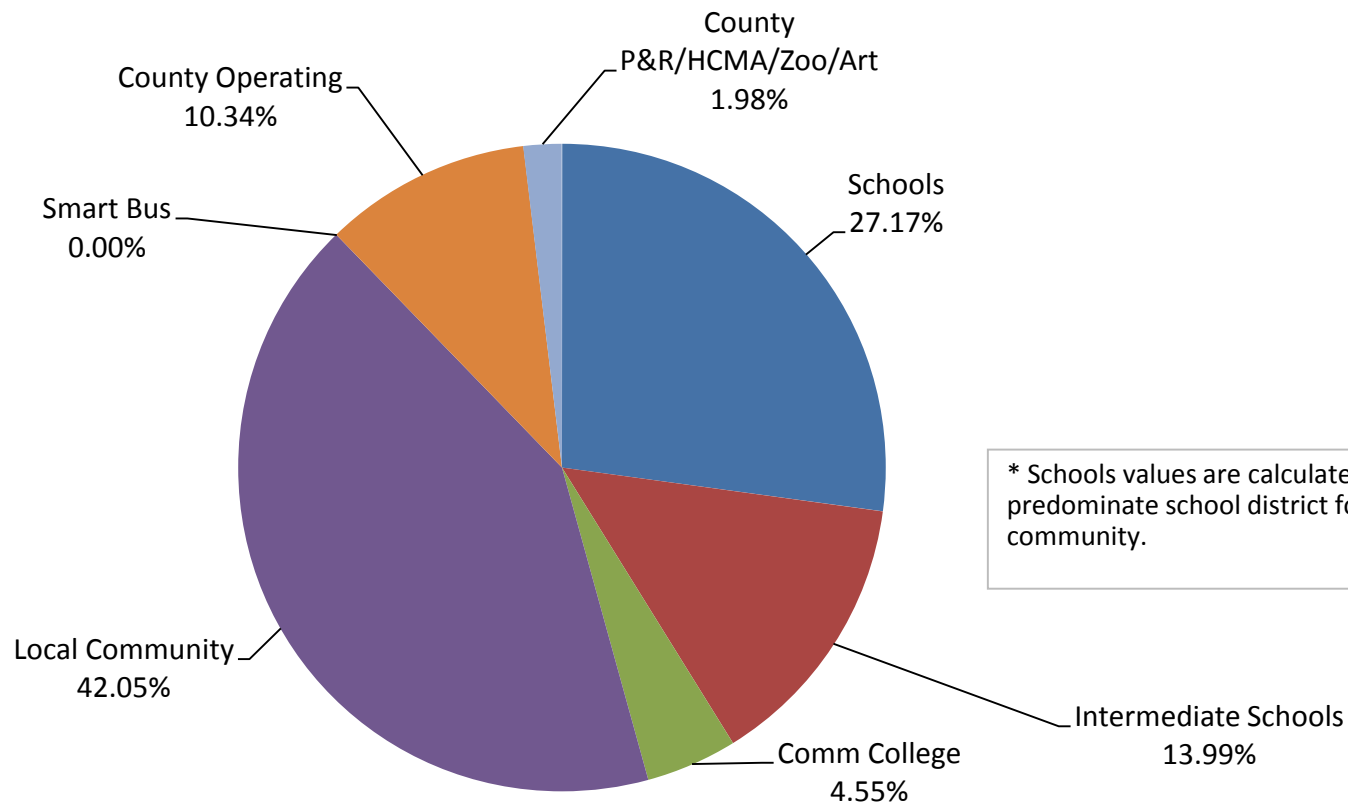


Average  
Taxable Value \$115,000

\*Northville Schools

	Schools	Intermediate Schools	Community College	Local Community	Smart Bus	Operations	County RT	County P&R/HCMA/ZOO/ART
Rate		10.6140	5.4643	1.7766	16.4298	0.0000	4.0400	0.7449
Tax Dollars		\$1,220.61	\$628.39	\$204.31	\$1,889.43	\$0.00	\$464.60	\$85.66
Percentage		27.17%	13.99%	4.55%	42.05%	0.00%	10.34%	1.91%

## City of Northville

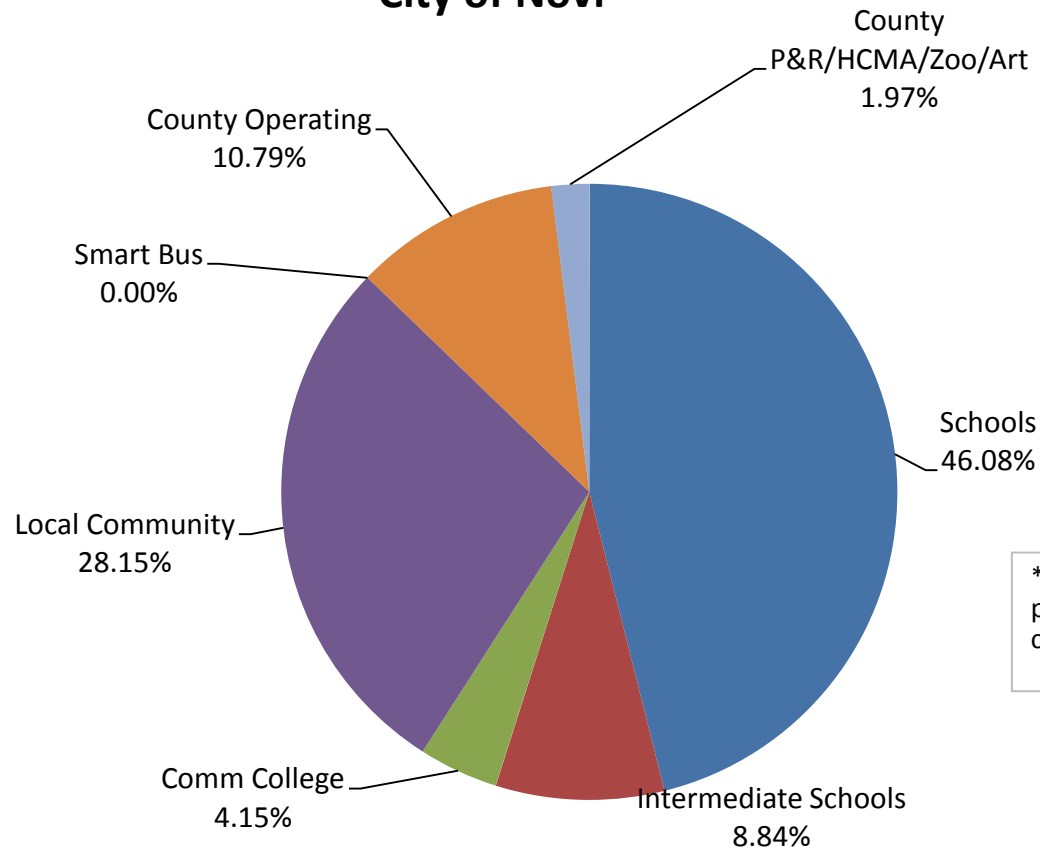


Average  
Taxable Value \$132,500

\*Novi Schools

	Schools	Intermediate Schools	Community College	Local Community	Smart Bus	Operations	County RT	County P&R/HCMA/Zoo/Art
Rate	17.2525	3.3079	1.5555	10.5376	0.0000	4.0400	0.7449	
Tax Dollars	\$2,285.96	\$438.30	\$206.10	\$1,396.23	\$0.00	\$535.30	\$98.70	
Percentage	46.08%	8.84%	4.15%	28.15%	0.00%	10.79%	1.99%	

## City of Novi



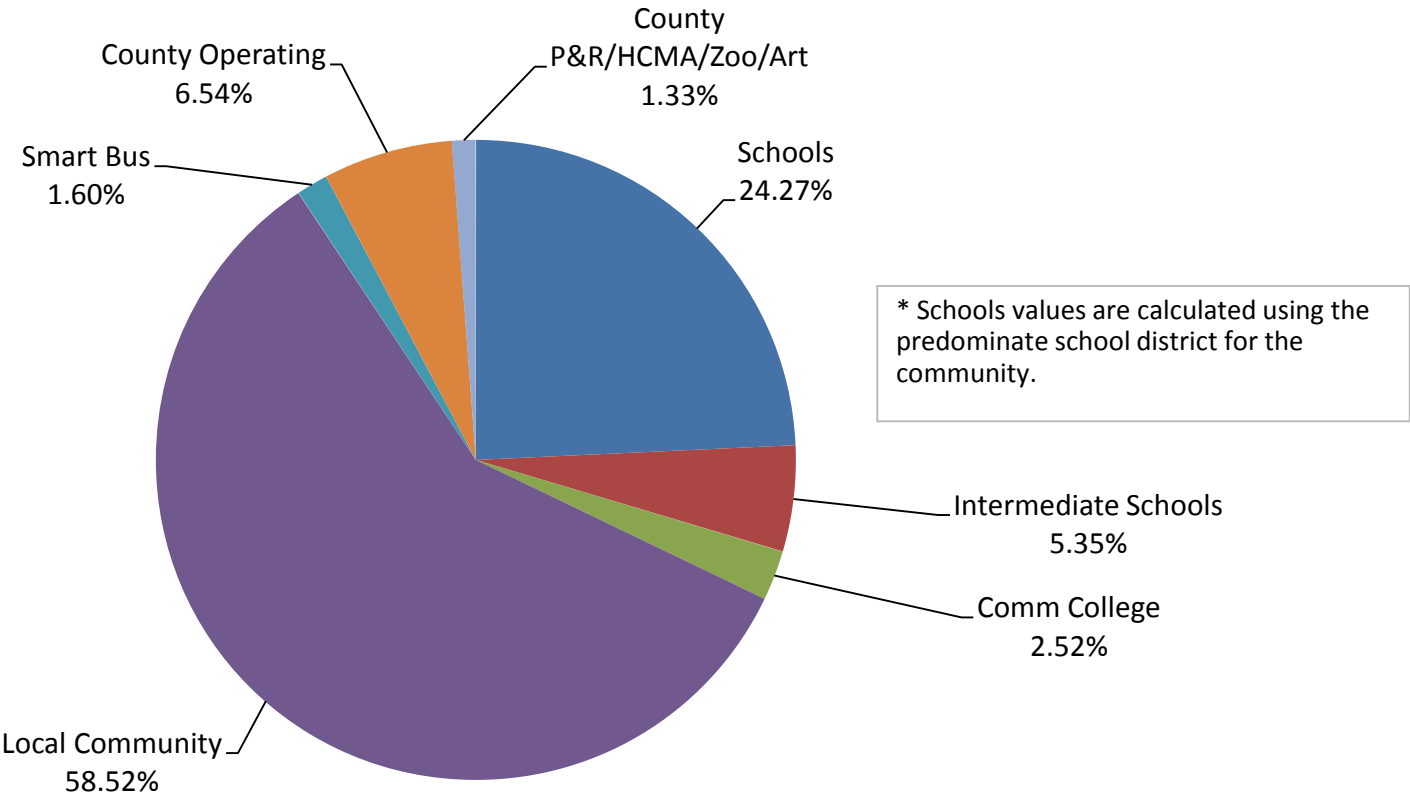
\* Schools values are calculated using the predominate school district for the community.

Average  
Taxable Value \$50,000

\*Oak Park Schools

	Schools	Intermediate Schools	Community College	Local Community	Smart Bus	Operations	County RT	County P&R/HCMA/Zoo/A
Rate		15.0000	3.3079	1.5555	36.1688	0.9863	4.0400	0.7449
Tax Dollars		\$750.00	\$165.40	\$77.78	\$1,808.44	\$49.32	\$202.00	\$37.25
Percentage		24.27%	5.35%	2.52%	58.52%	1.60%	6.54%	1.21%

City of Oak Park

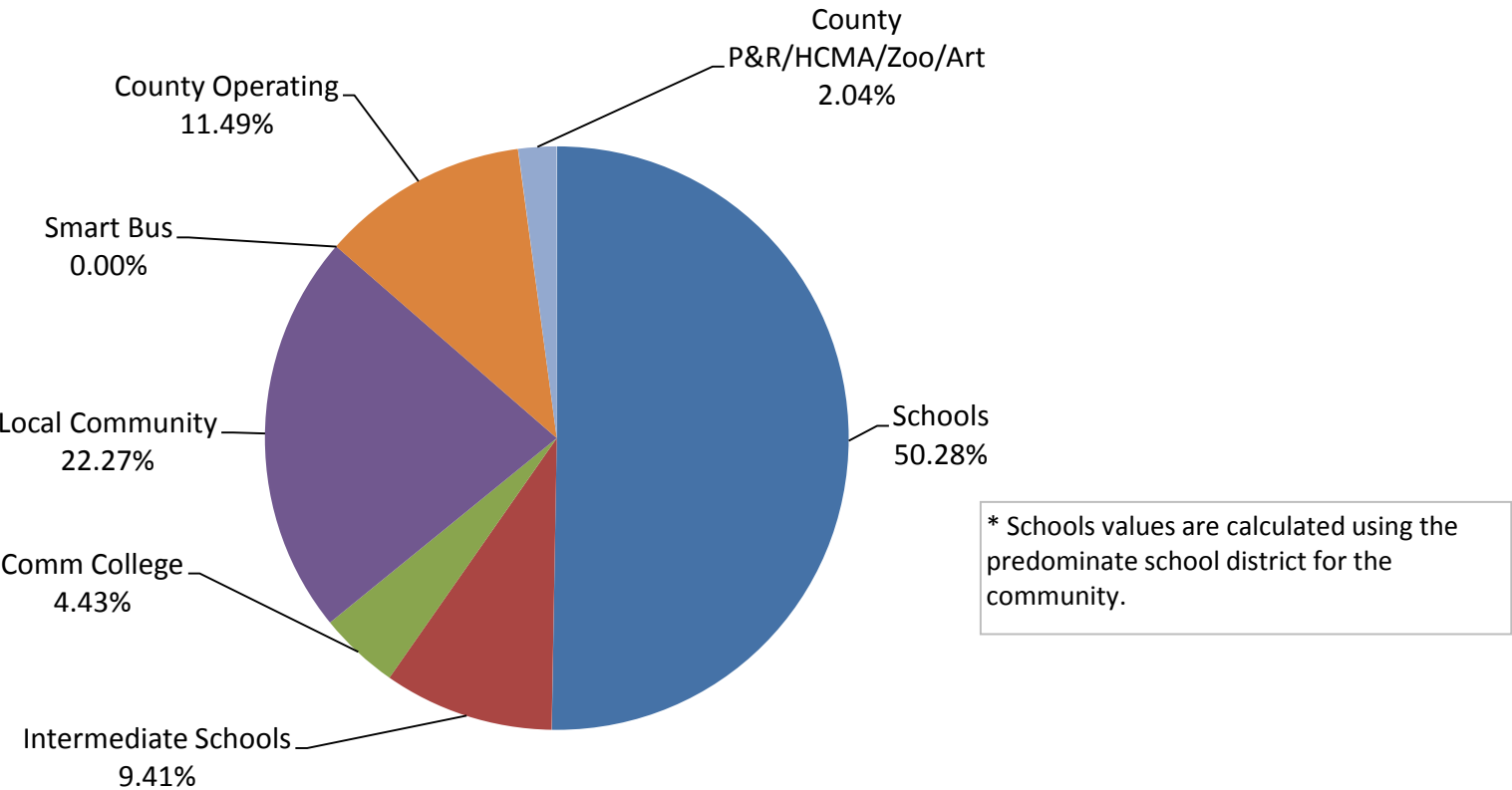


Average  
Taxable Value     \$198,500

\*West Bloomfield Schools

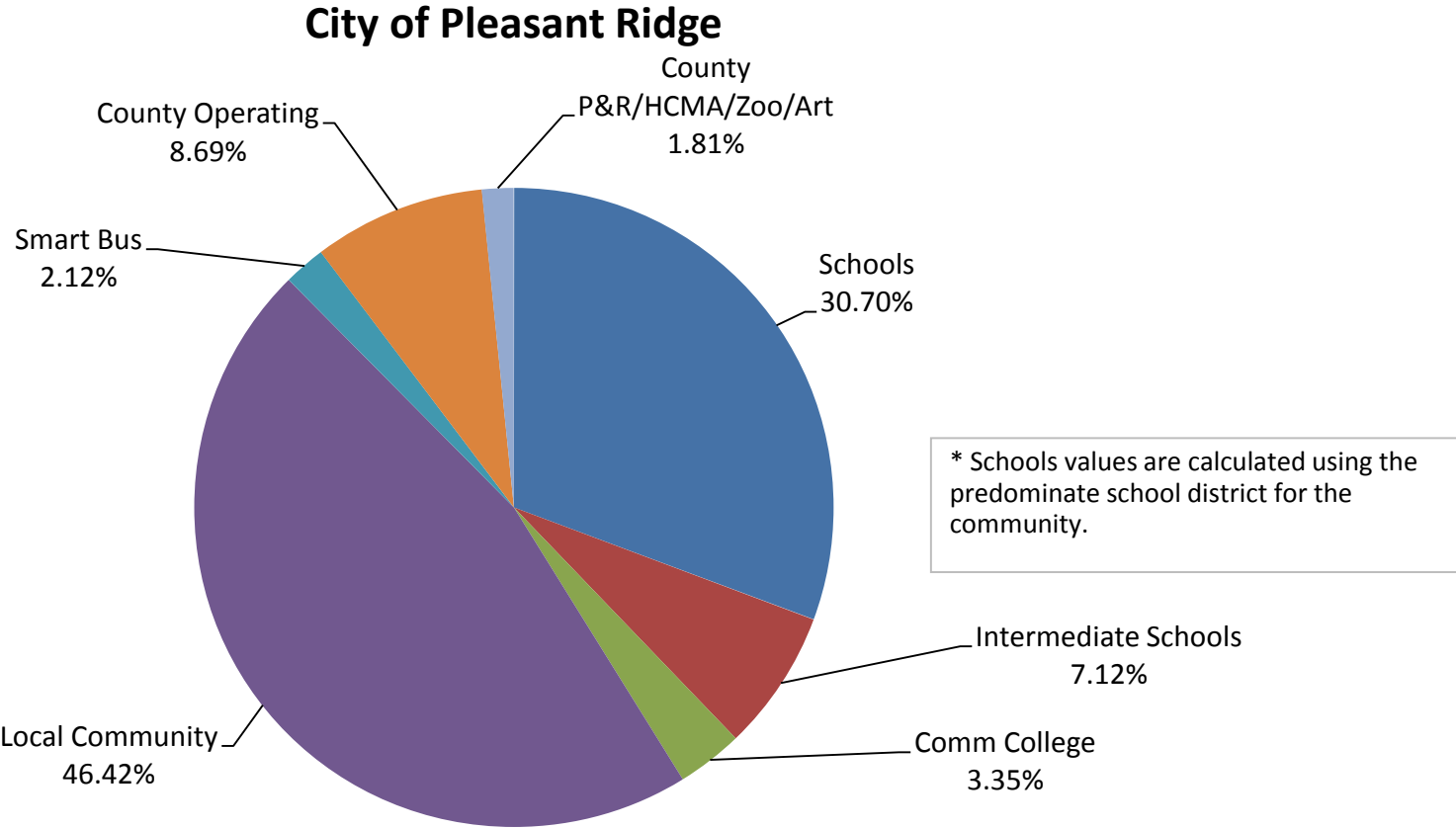
	Schools	Intermediate Schools	Community College	Local Community	Smart Bus	County Operations	RT P&R/HCMA/Zoo/A	County
Rate		17.6742	3.3079	1.5555	7.8270	0.0000	4.0400	0.7449
Tax Dollars		\$3,508.33	\$656.62	\$308.77	\$1,553.66	\$0.00	\$801.94	\$147.86
Percentage		50.28%	9.41%	4.43%	22.27%	0.00%	11.49%	2.12%

City of Orchard Lake



Average  
Taxable Value     \$148,675  
  
\*Ferndale Schools

	Schools	Intermediate Schools	Community College	Local Community	Smart Bus	County Operations	County RT	County P&R/HCMA/Zoo/Art
Rate		14.2647	3.3079	1.5555	21.5677	0.9863	4.0400	0.7449
Tax Dollars		\$2,120.80	\$491.80	\$231.26	\$3,206.58	\$146.64	\$600.65	\$110.75
Percentage		30.70%	7.12%	3.35%	46.42%	2.12%	8.69%	1.60%



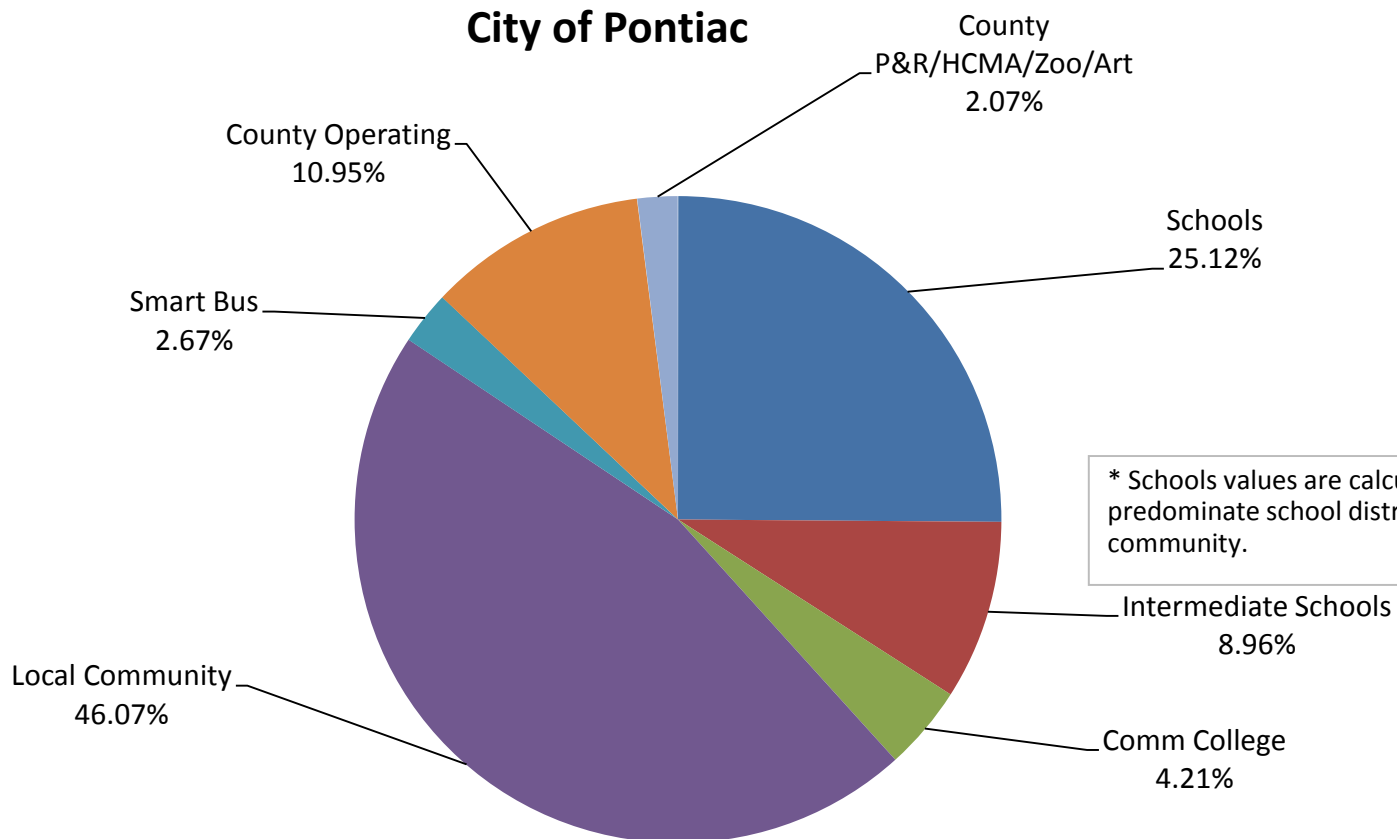


Average  
Taxable Value \$22,500

\*Pontiac Schools

	Schools	Intermediate Schools	Community College	Local Community	Smart Bus	Operations	County RT	County P&R/HCMA/Zoo/Art
Rate		9.2700	3.3079	1.5555	17.0011	0.9863	4.0400	0.7449
Tax Dollars		\$208.58	\$74.43	\$35.00	\$382.52	\$22.19	\$90.90	\$16.76
Percentage		25.12%	8.96%	4.21%	46.07%	2.67%	10.95%	2.02%

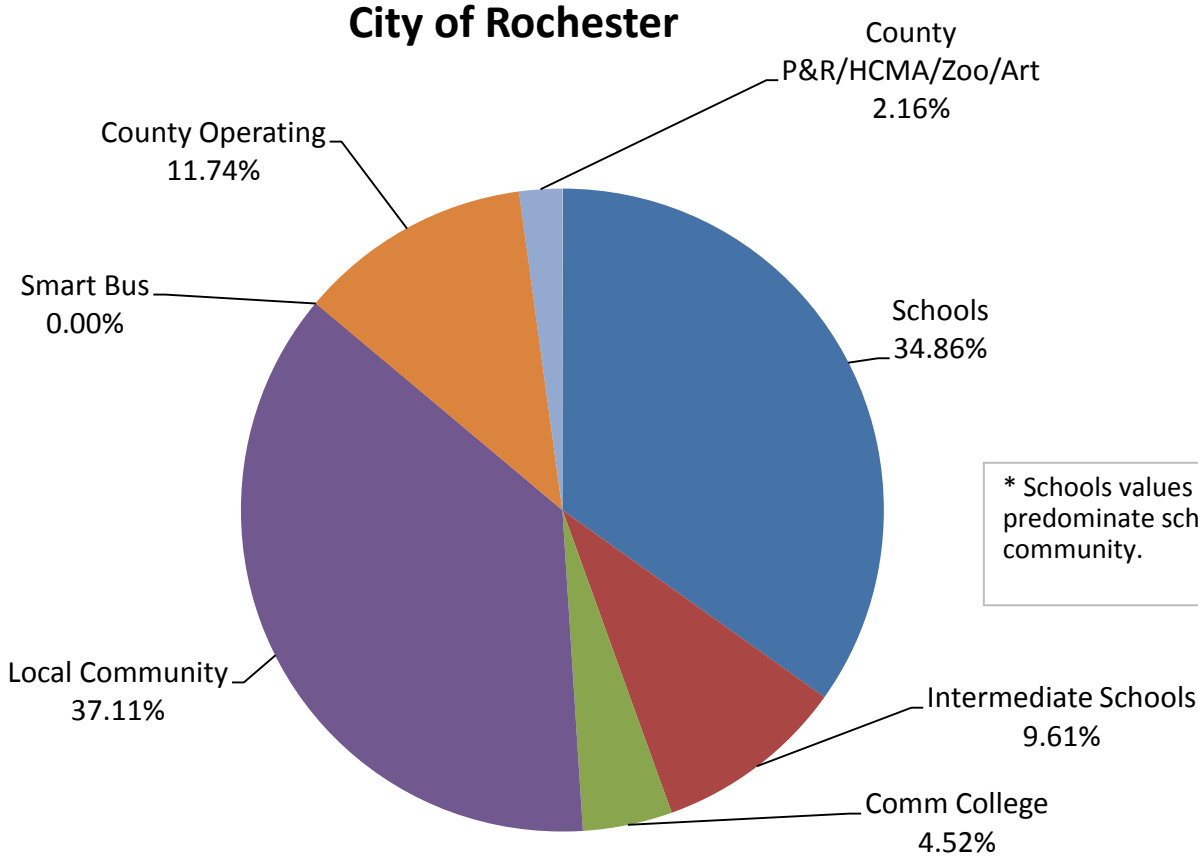
## City of Pontiac



Average  
Taxable Value     \$151,250

\*Rochester Schools

	Schools	Intermediate Schools	Community College	Local Community	Smart Bus	County Operations	RT P&R/HCMA/Zoo/Art	County
Rate	12.0000		3.3079	1.5555	12.7725	0.0000	4.0400	0.7449
Tax Dollars	\$1,815.00		\$500.32	\$235.27	\$1,931.84	\$0.00	\$611.05	\$112.67
Percentage	34.86%		9.61%	4.52%	37.11%	0.00%	11.74%	2.16%

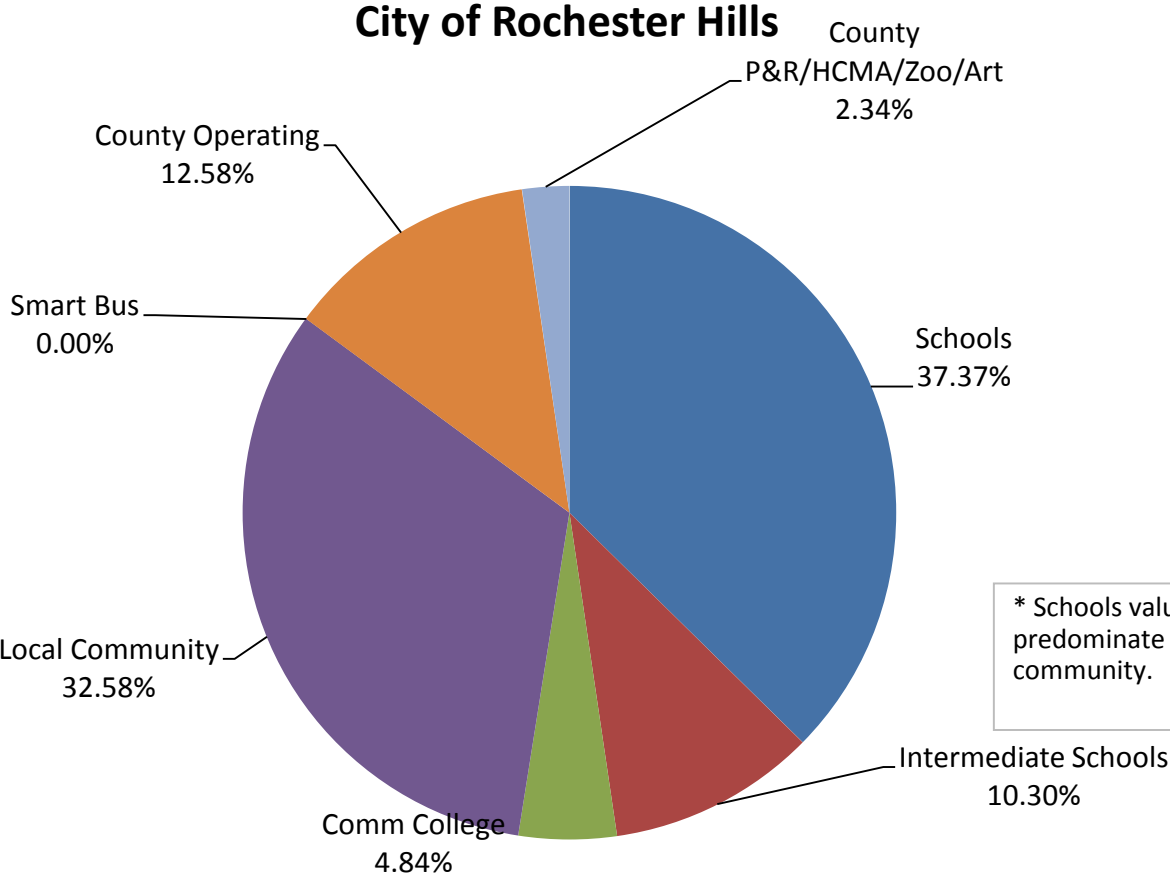


\* Schools values are calculated using the predominate school district for the community.

Average  
Taxable Value     \$132,500

\*Rochester Schools

	Schools	Intermediate Schools	Community College	Local Community	Smart Bus	County Operations	RT P&R/HCMA/Zoo/Art	County
Rate	12.0000	3.3079	1.5555	10.4605	0.0000	4.0400	0.7449	
Tax Dollars	\$1,590.00	\$438.30	\$206.10	\$1,386.02	\$0.00	\$535.30	\$98.70	
Percentage	37.37%	10.30%	4.84%	32.58%	0.00%	12.58%	2.32%	



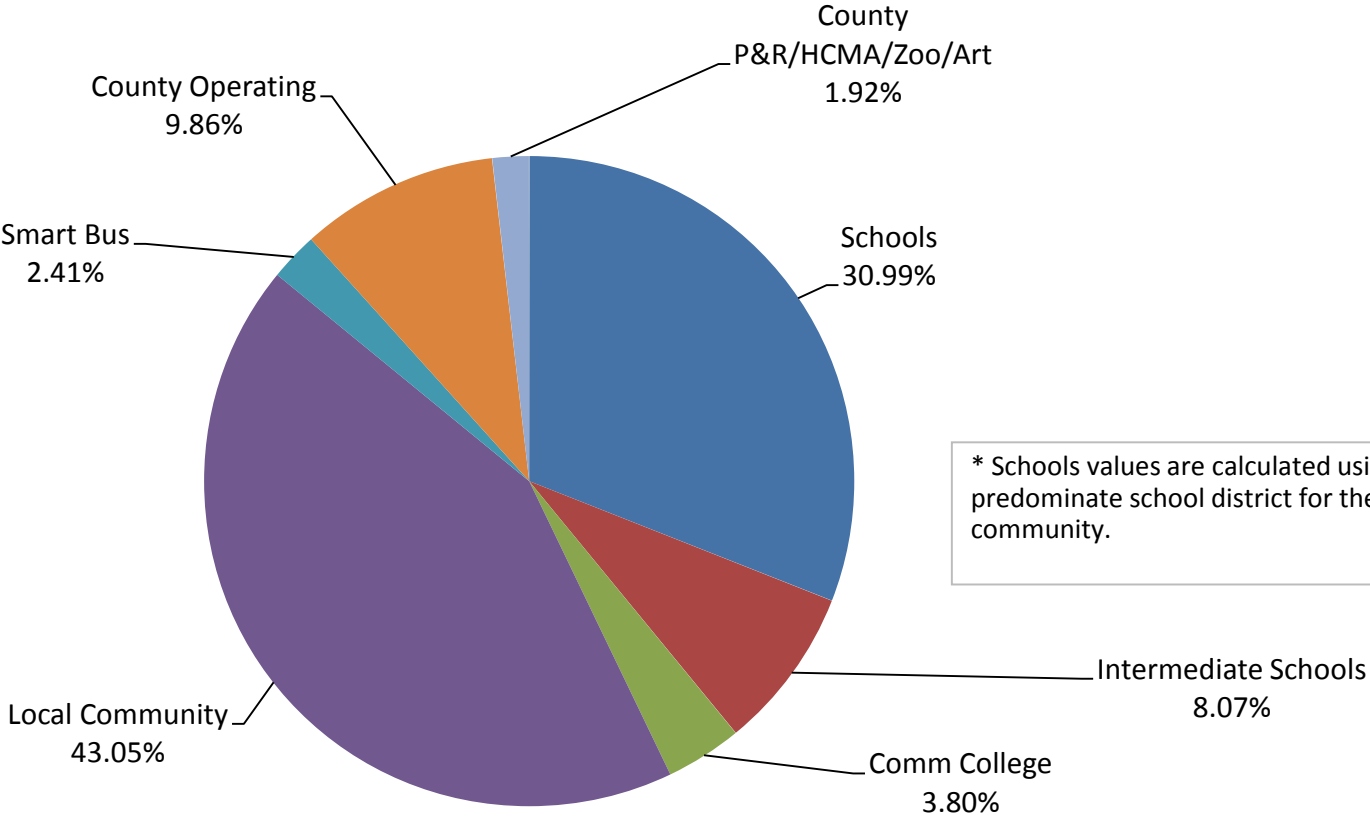
\* Schools values are calculated using the predominate school district for the community.

Average  
Taxable Value     \$95,000

\*Royal Oak Schools

	Schools	Intermediate Schools	Community College	Local Community	Smart Bus	Operations	County RT	County P&R/HCMA/Zoo/A
Rate	12.6955	3.3079	1.5555	17.6389	0.9863	4.0400	0.7449	
Tax Dollars	\$1,206.07	\$314.25	\$147.77	\$1,675.70	\$93.70	\$383.80	\$70.77	
Percentage	30.99%	8.07%	3.80%	43.05%	2.41%	9.86%	1.82%	

City of Royal Oak

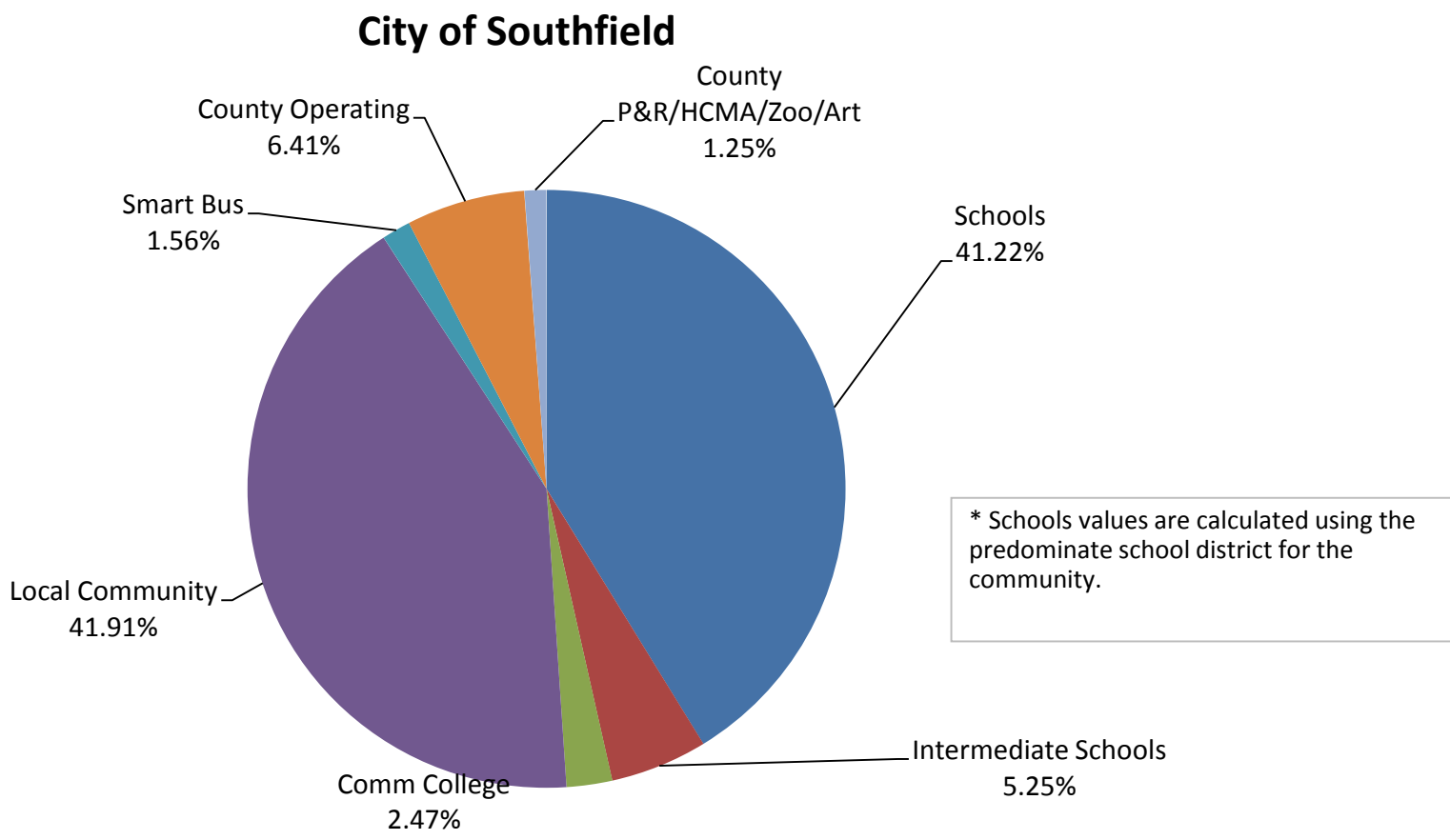


\* Schools values are calculated using the predominate school district for the community.

Average  
Taxable Value     \$63,500

\*Southfield Schools

	Schools	Intermediate Schools	College Community	Local Community	Smart Bus	County Operations	RT P&R/HCMA/ZOO/A	County
Rate		25.9868	3.3079	1.5555	26.4226	0.9863	4.0400	0.7449
Tax Dollars		\$1,650.16	\$210.05	\$98.77	\$1,677.84	\$62.63	\$256.54	\$47.30
Percentage		41.22%	5.25%	2.47%	41.91%	1.56%	6.41%	1.18%

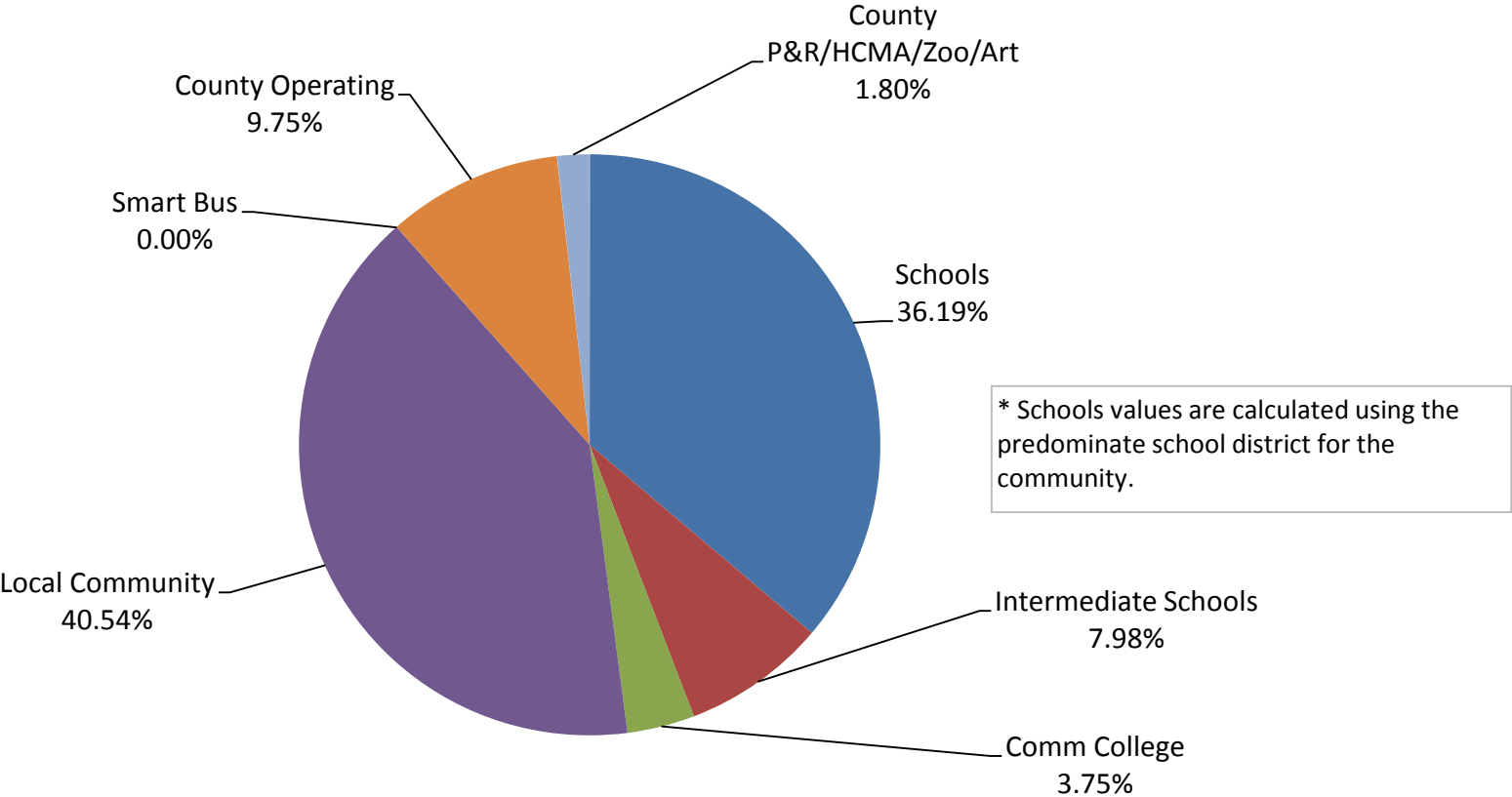


Average  
Taxable Value     \$93,500

\*South Lyon Schools

	Schools	Intermediate Schools	Community College	Local Community	Smart Bus	County Operations	RT P&R/HCMA/Zoo/Art	County
Rate		15.0000	3.3079	1.5555	16.8045	0.0000	4.0400	0.7449
Tax Dollars		\$1,402.50	\$309.29	\$145.44	\$1,571.22	\$0.00	\$377.74	\$69.65
Percentage		36.19%	7.98%	3.75%	40.54%	0.00%	9.75%	1.80%

City of South Lyon

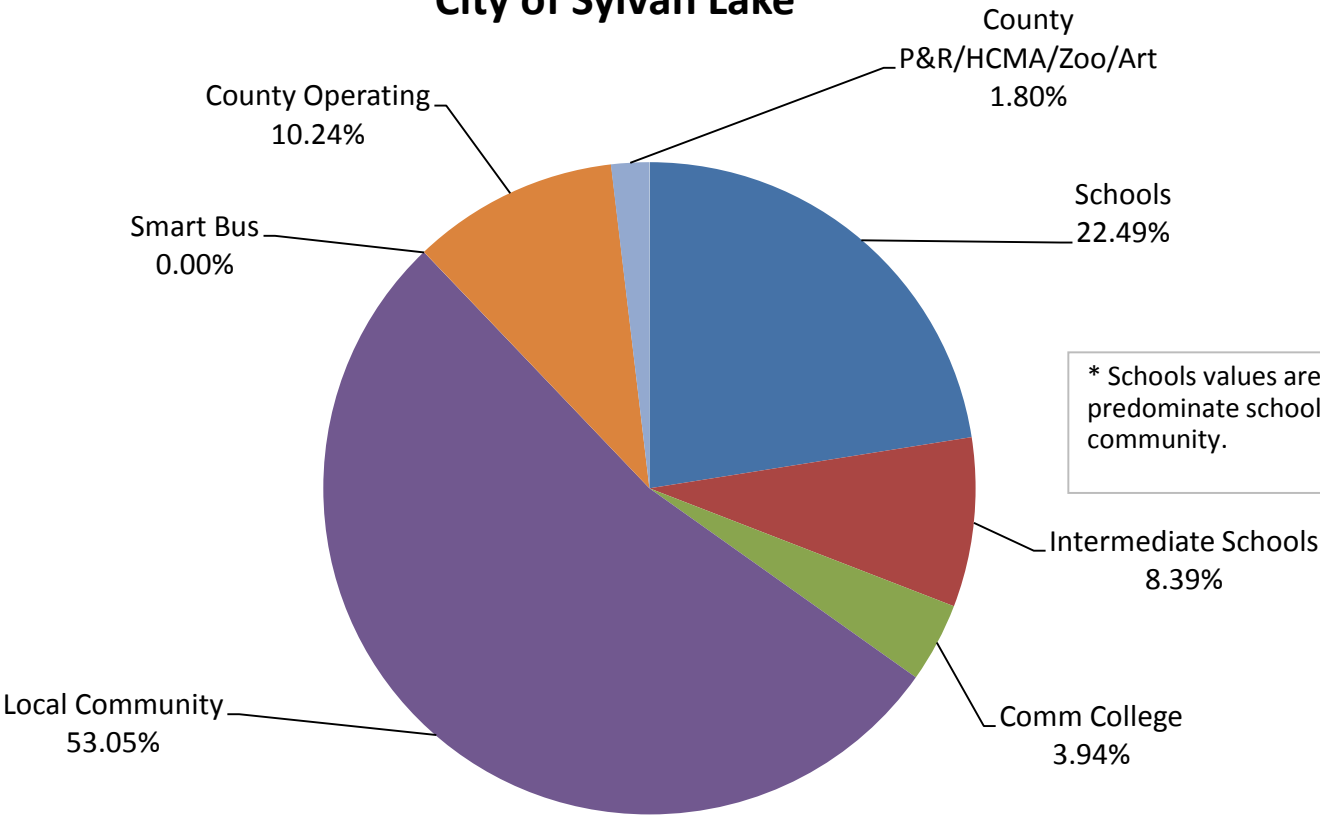


Average  
Taxable Value \$109,000

\*Pontiac Schools

	Schools	Intermediate Schools	Community College	Local Community	Smart Bus	Operations	County RT	County P&R/HCMA/Zoo/A
Rate		8.8700	3.3079	1.5555	20.9229	0.0000	4.0400	0.7449
Tax Dollars		\$966.83	\$360.56	\$169.55	\$2,280.60	\$0.00	\$440.36	\$81.19
Percentage		22.49%	8.39%	3.94%	53.05%	0.00%	10.24%	1.89%

City of Sylvan Lake

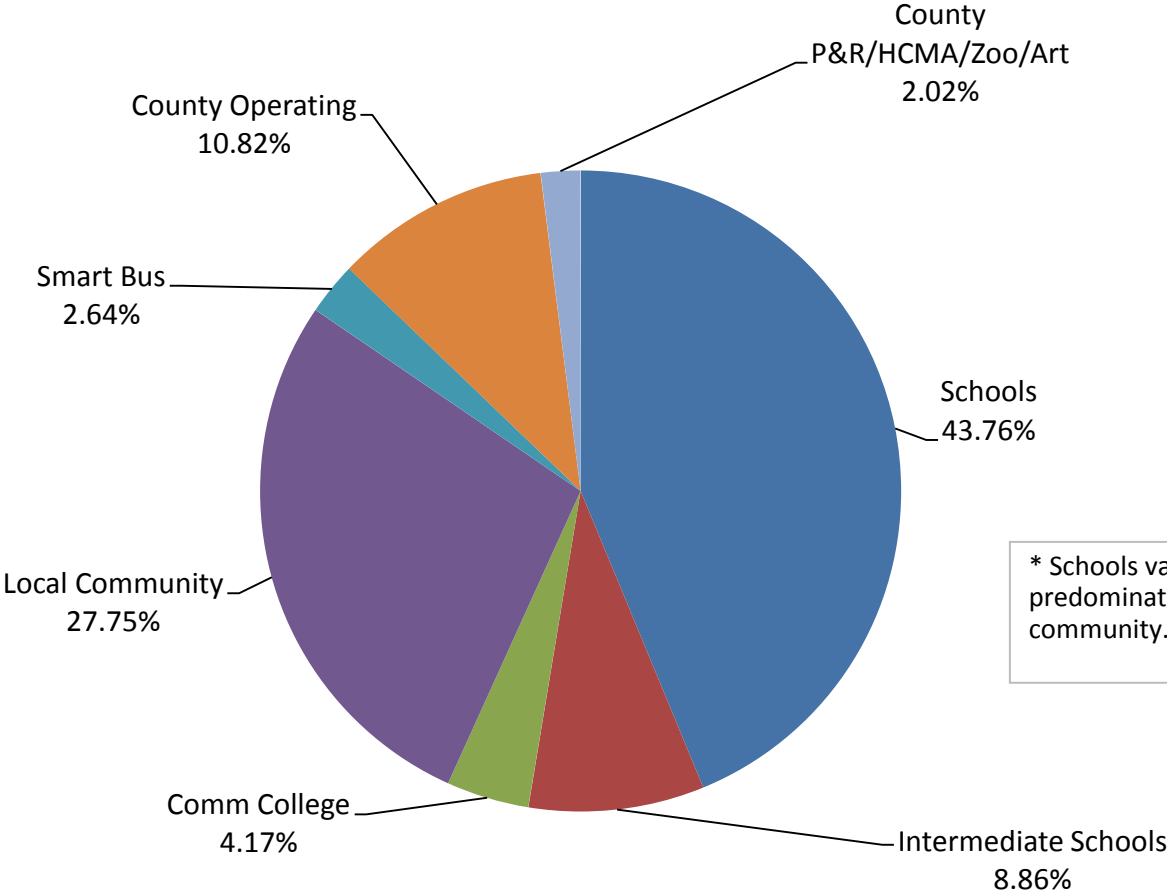


\* Schools values are calculated using the predominate school district for the community.

Average  
Taxable Value \$132,500  
  
\*Troy Schools

	Schools	Intermediate Schools	Community College	Local Community	Smart Bus	Operations	County RT	County P&R/HCMA/Zoo/Art
Rate	16.3320	3.3079	1.5555	10.3582	0.9863	4.0400	0.7449	
Tax Dollars	\$2,163.99	\$438.30	\$206.10	\$1,372.46	\$130.68	\$535.30	\$98.70	
Percentage	43.76%	8.86%	4.17%	27.75%	2.64%	10.82%	2.00%	

City of Troy



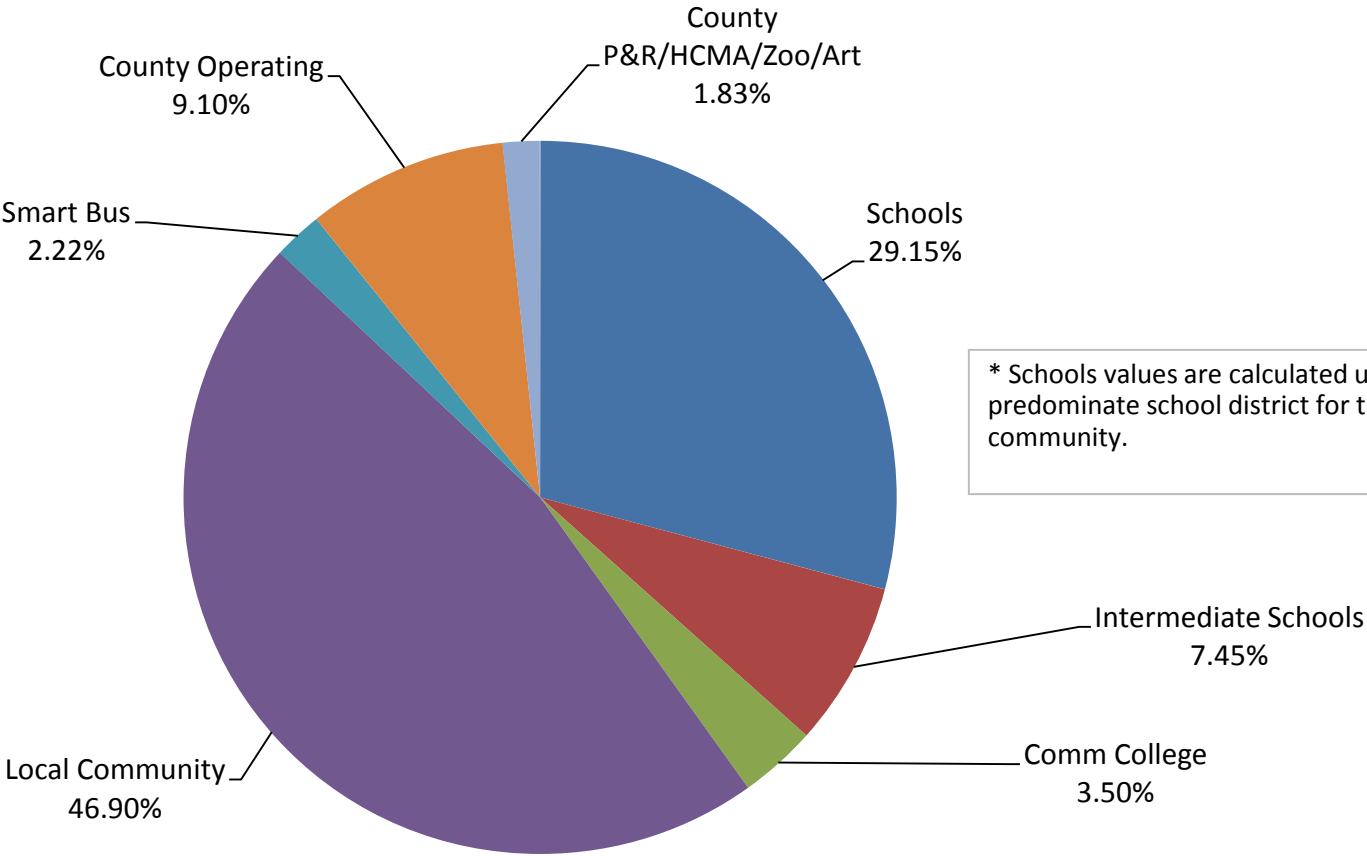
\* Schools values are calculated using the predominate school district for the community.



Average  
Taxable Value     \$70,000  
  
\*Walled Lake Schools

	Schools	Intermediate Schools	Community College	Local Community	Smart Bus	County Operations	County RT	County P&R/HCMA/Zoo/Art
Rate		12.9458	3.3079	1.5555	20.8277	0.9863	4.0400	0.7449
Tax Dollars		\$906.21	\$231.55	\$108.89	\$1,457.94	\$69.04	\$282.80	\$52.14
Percentage		29.15%	7.45%	3.50%	46.90%	2.22%	9.10%	1.68%

City of Walled Lake

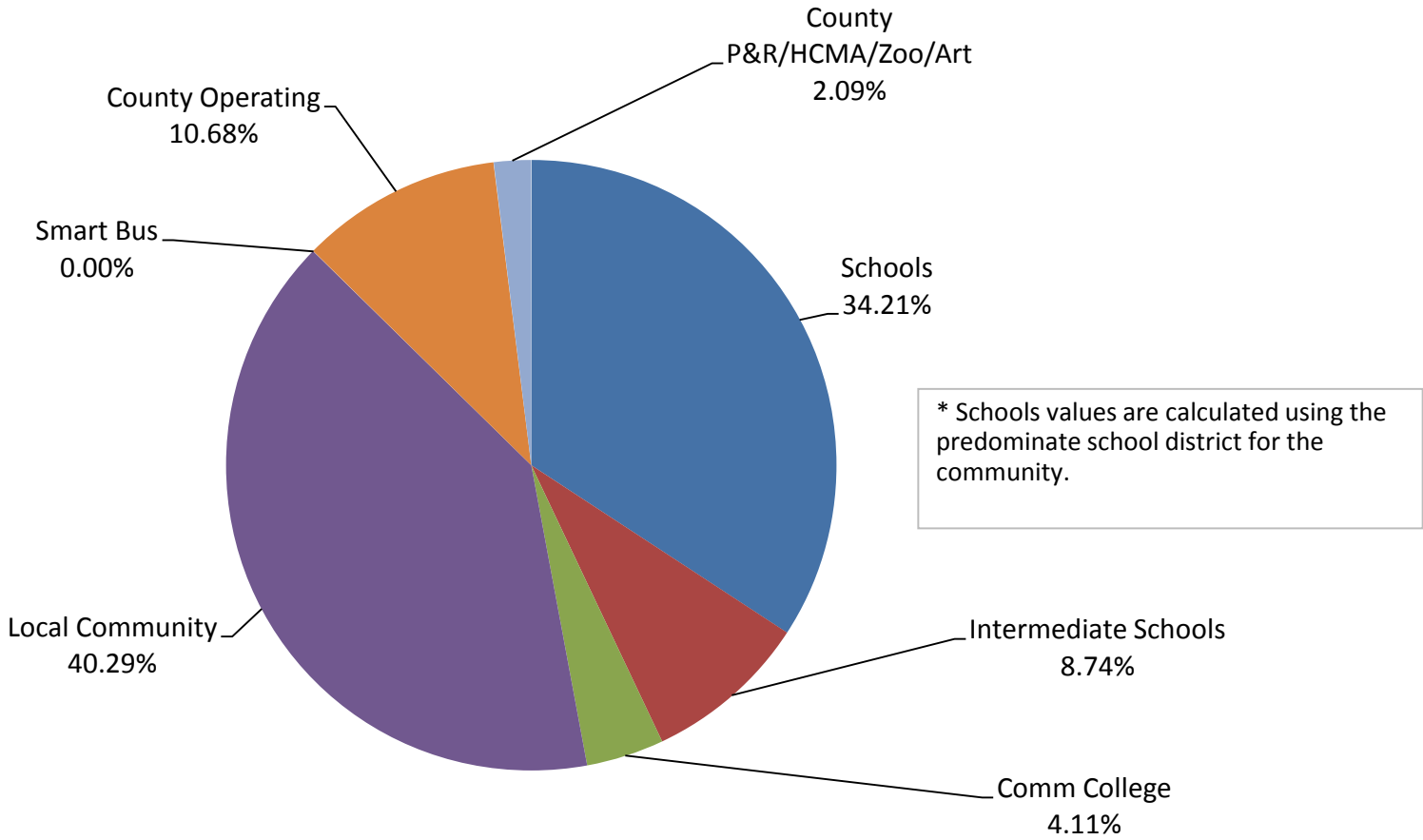


\* Schools values are calculated using the predominate school district for the community.

Average  
Taxable Value      \$105,250  
  
\*Walled Lake Schools

	Schools	Intermediate Schools	Community College	Local Community	Smart Bus	County Operations	County RT P&R/HCMA/Zoo/Art	County
Rate	12.9458		3.3079	1.5555	15.2429	0.0000	4.0400	0.7449
Tax Dollars	\$1,362.55		\$348.16	\$163.72	\$1,604.32	\$0.00	\$425.21	\$78.40
Percentage	34.21%		8.74%	4.11%	40.29%	0.00%	10.68%	1.97%

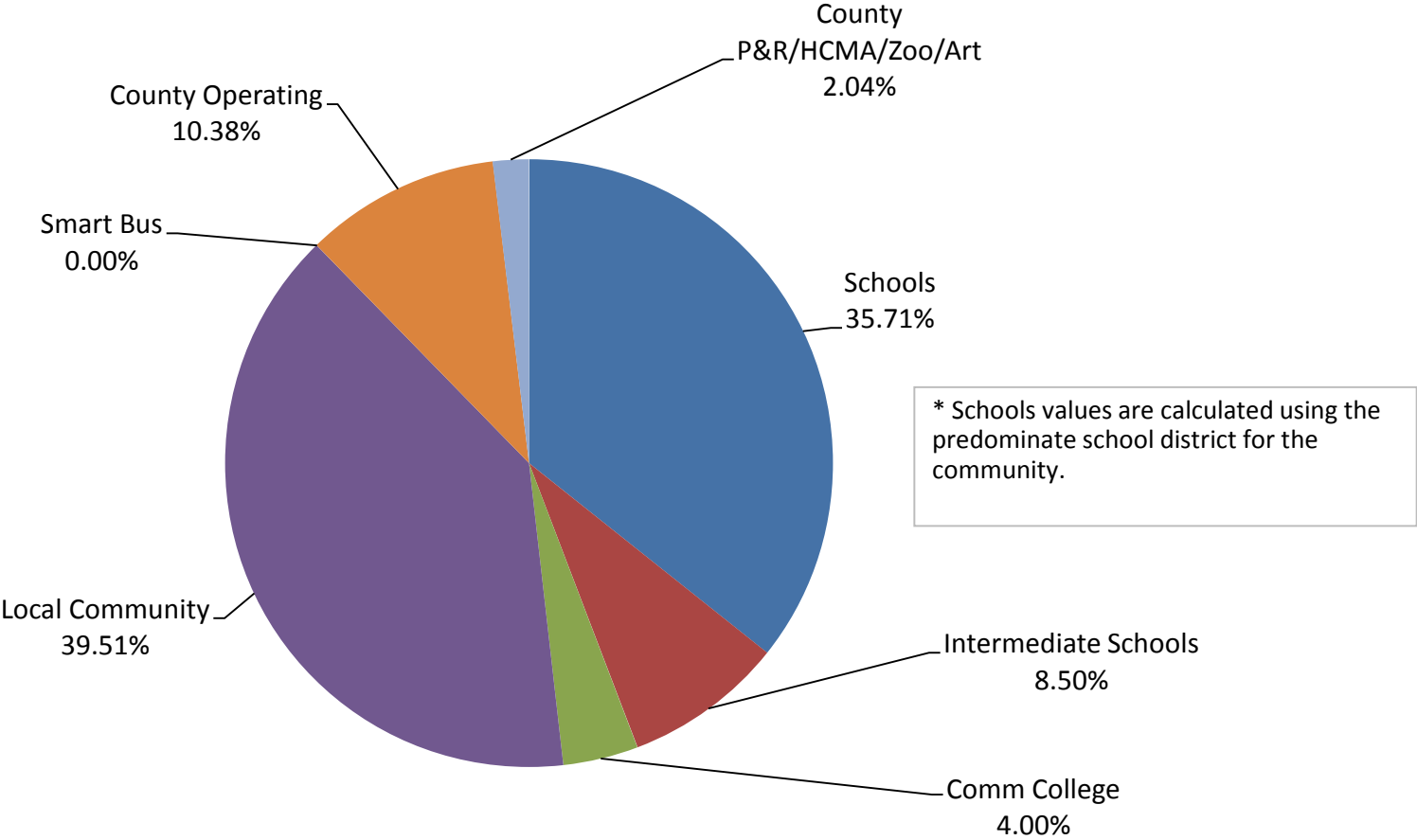
City of Wixom



Average  
Taxable Value \$48,000  
  
\*Oxford Schools

	Schools	Intermediate Schools	Community College	Local Community	Smart Bus	County Operations	County RT P&R/HCMA/Zoo/Art	County
Rate		13.9000	3.3079	1.5555	15.3816	0.0000	4.0400	0.7449
Tax Dollars		\$667.20	\$158.78	\$74.66	\$738.32	\$0.00	\$193.92	\$35.76
Percentage		35.71%	8.50%	4.00%	39.51%	0.00%	10.38%	1.91%

Village of Leonard

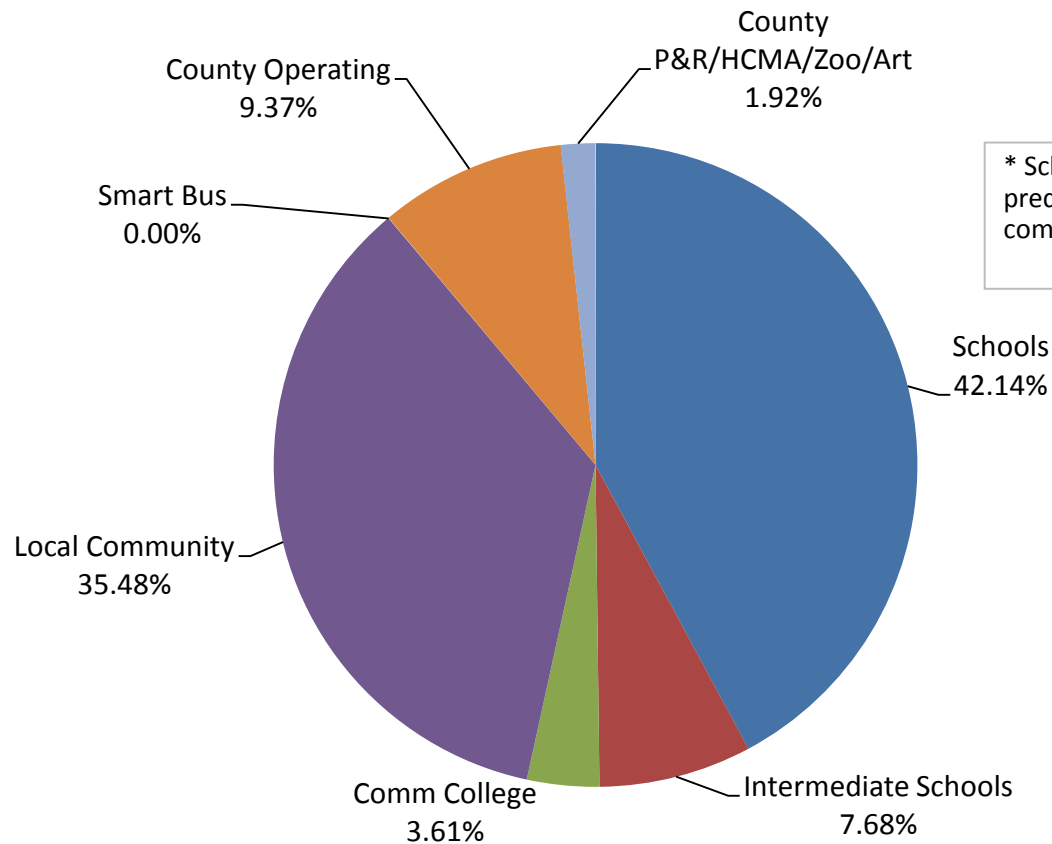


Average  
Taxable Value \$80,000

\*Brandon Schools

	Schools	Intermediate Schools	Community College	Community	Local	Smart Bus	Operations	County	RT P&R/HCMA/ZOO/ART	County
Rate	18.1600		3.3079	1.5555		15.2902	0.0000	4.0400		0.7449
Tax Dollars	\$1,452.80		\$264.63	\$124.44		\$1,223.22	\$0.00	\$323.20		\$59.59
Percentage	42.14%		7.68%	3.61%		35.48%	0.00%	9.37%		1.73%

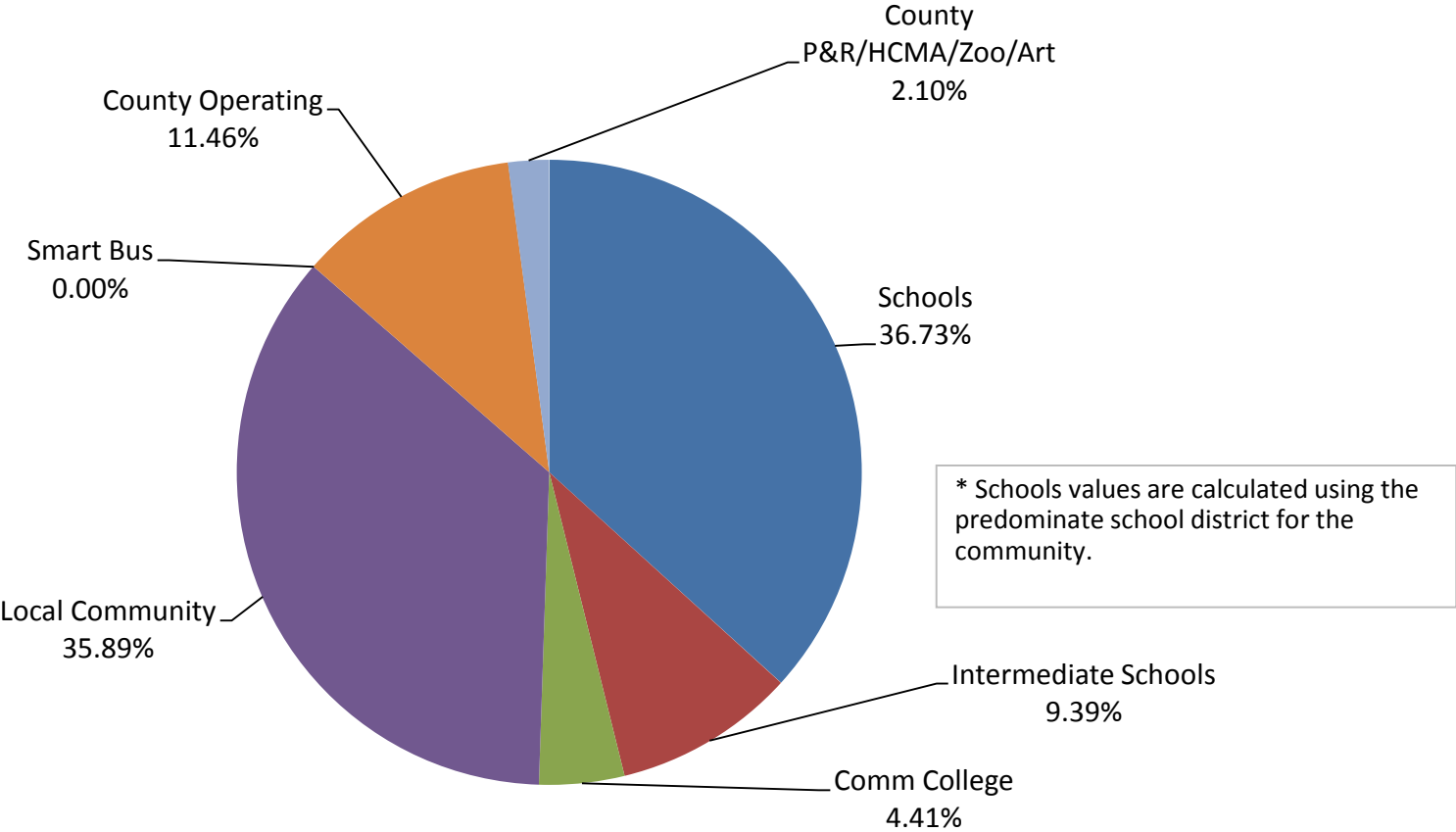
## Village of Ortonville



Average  
Taxable Value     \$84,500  
  
\*Walled Lake Schools

	Schools	Intermediate Schools	Community College	Local Community	Smart Bus	Operations	County RT	County P&R/HCMA/ZOO/IA
Rate	12.9458		3.3079	1.5555	12.6482	0.0000	4.0400	0.7449
Tax Dollars	\$1,093.92		\$279.52	\$131.44	\$1,068.77	\$0.00	\$341.38	\$62.94
Percentage	36.73%		9.39%	4.41%	35.89%	0.00%	11.46%	2.11%

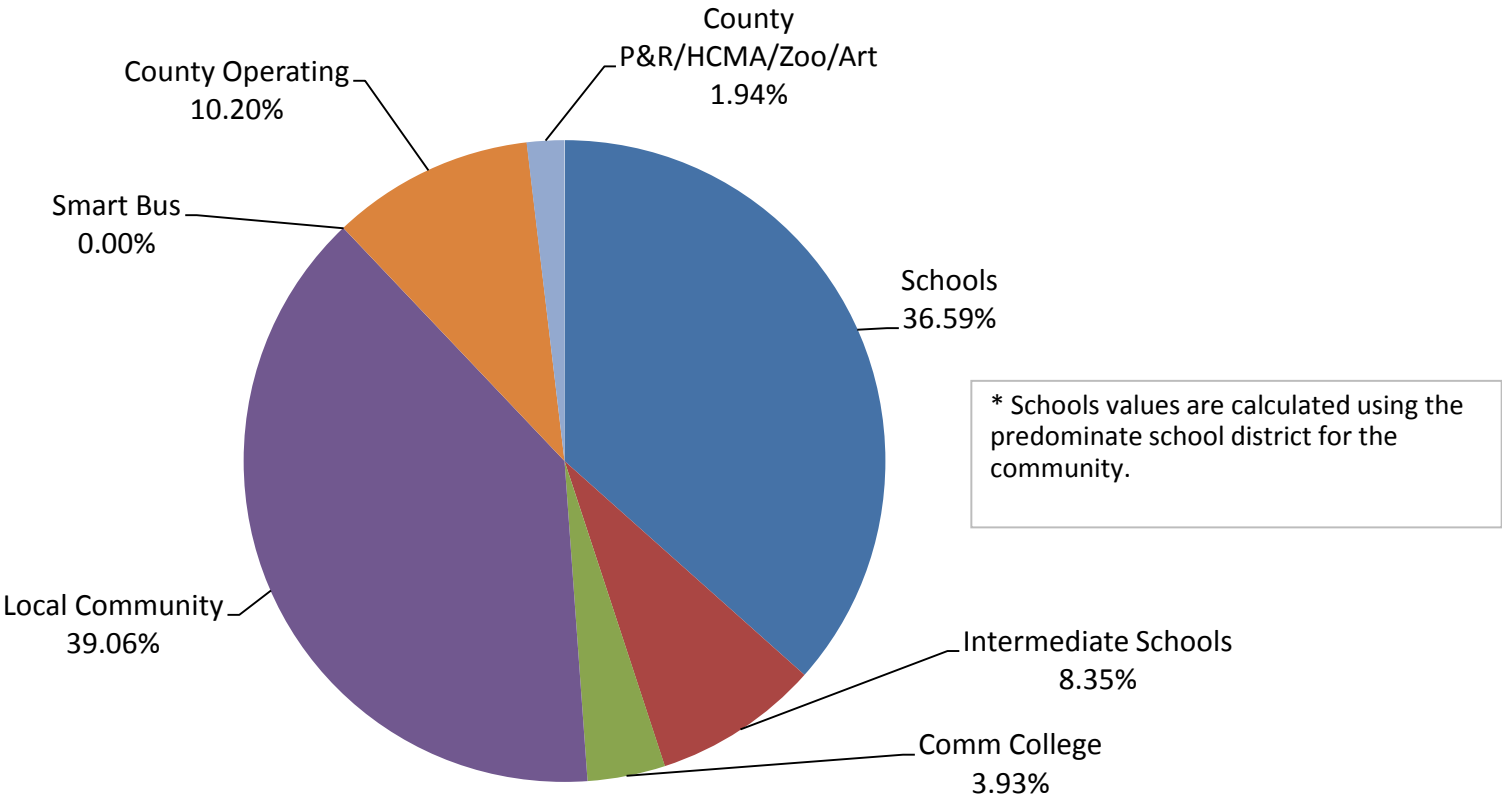
Village of Wolverine Lake



Average  
Taxable Value \$62,500  
  
\*Holly Schools

	Schools	Intermediate Schools	Community College	Local Community	Smart Bus	Operations	County RT	County P&R/HCMA/ZOO/ART
Rate		14.5000	3.3079	1.5555	15.4788	0.0000	4.0400	0.7449
Tax Dollars		\$906.25	\$206.74	\$97.22	\$967.43	\$0.00	\$252.50	\$46.56
Percentage		36.59%	8.35%	3.93%	39.06%	0.00%	10.20%	1.88%

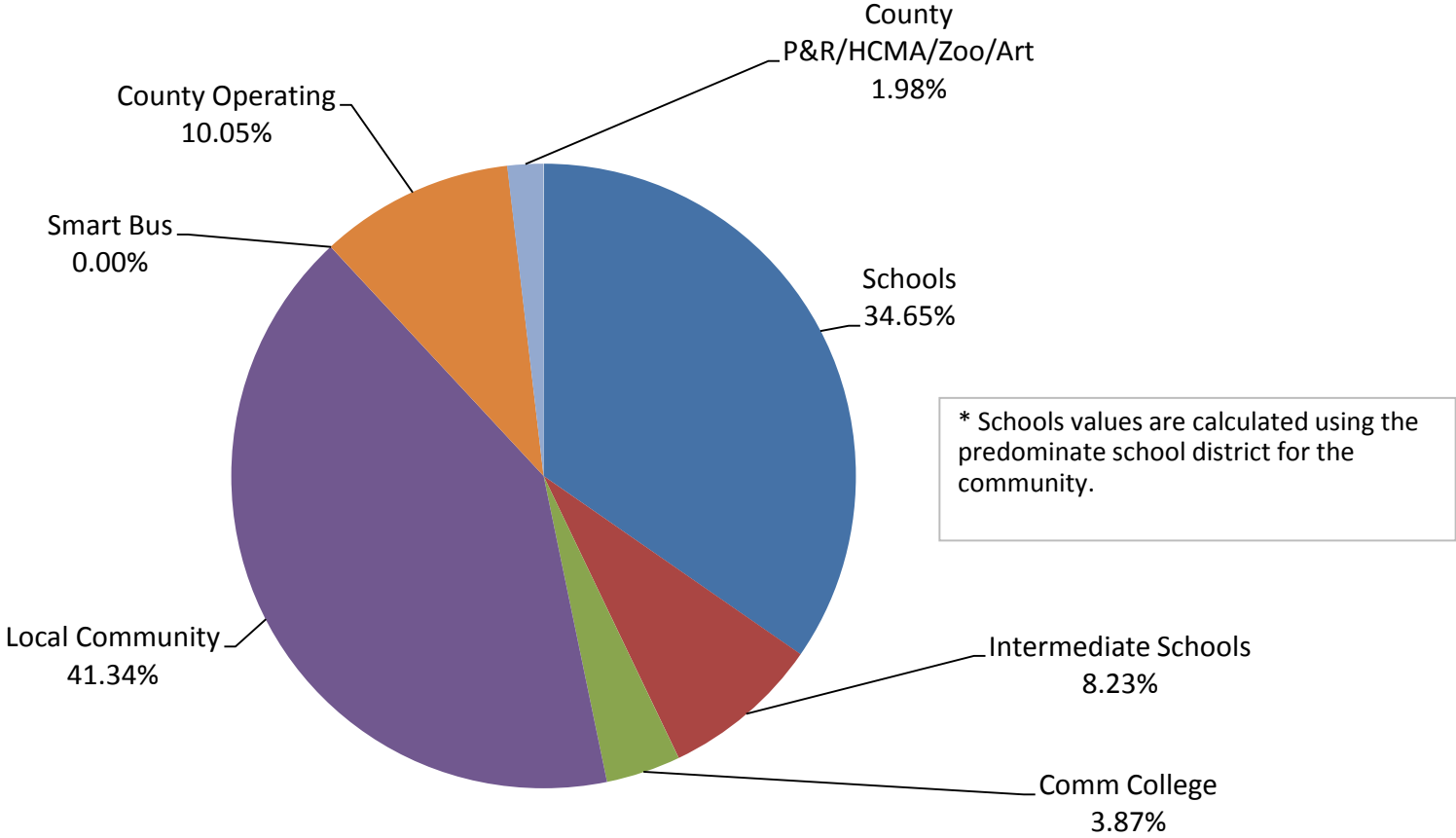
Village of Holly



Average  
Taxable Value     \$110,000  
  
\*Huron Valley Schools

	Schools	Intermediate Schools	Community College	Local Community	Smart Bus	Operations	County RT	County P&R/HCMA/Zoo/Art
Rate		13.9255	3.3079	1.5555	16.6128	0.0000	4.0400	0.7449
Tax Dollars		\$1,531.81	\$363.87	\$171.11	\$1,827.41	\$0.00	\$444.40	\$81.94
Percentage		34.65%	8.23%	3.87%	41.34%	0.00%	10.05%	1.85%

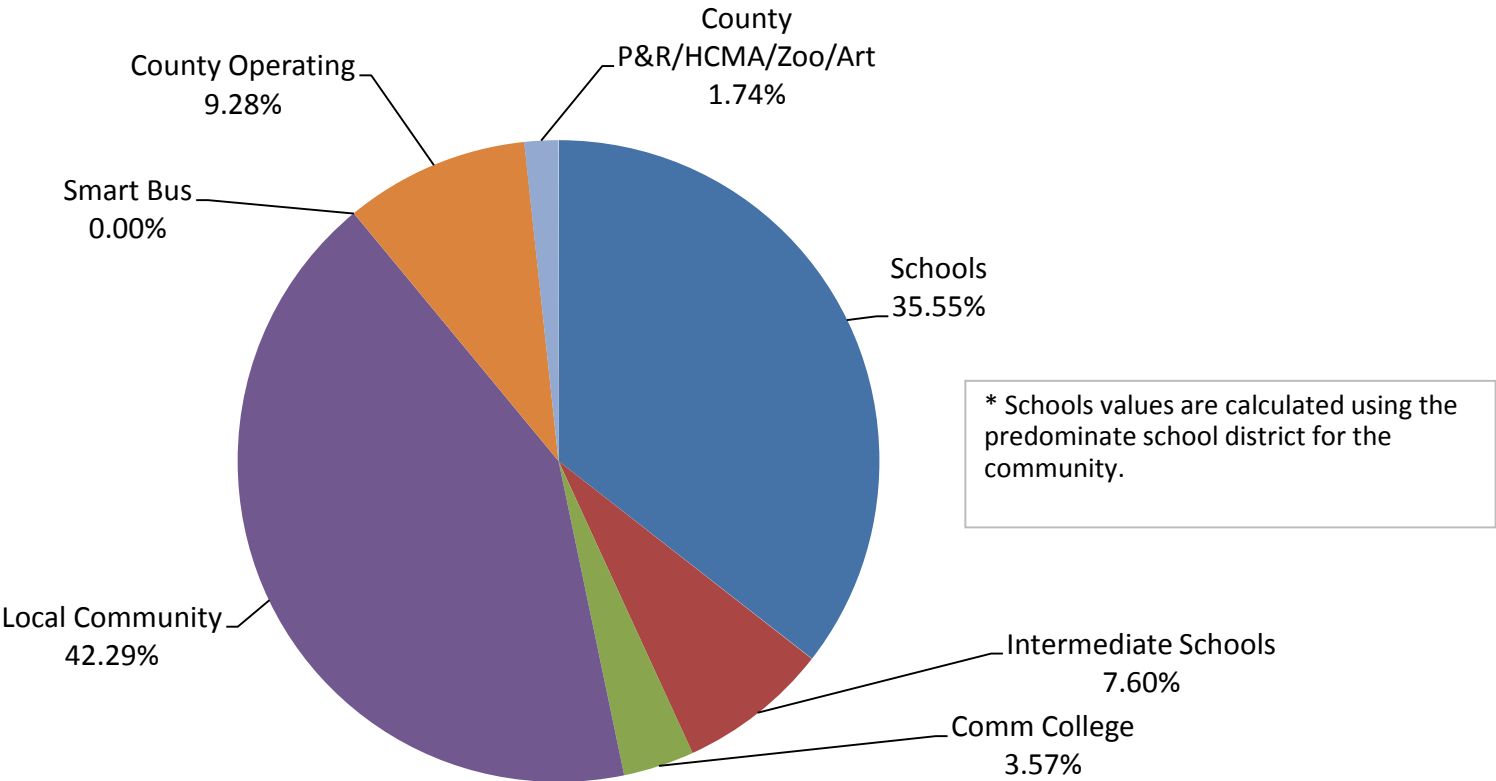
Village of Milford



Average  
Taxable Value     \$86,000  
  
\*Lake Orion Schools

	Schools	Intermediate Schools	Community College	Local Community	Smart Bus	County Operations	County RT	County P&R/HCMA/ZOO/ART
Rate		15.4710	3.3079	1.5555	18.4043	0.0000	4.0400	0.7449
Tax Dollars		\$1,330.51	\$284.48	\$133.77	\$1,582.77	\$0.00	\$347.44	\$64.06
Percentage		35.55%	7.60%	3.57%	42.29%	0.00%	9.28%	1.71%

Village of Lake Orion

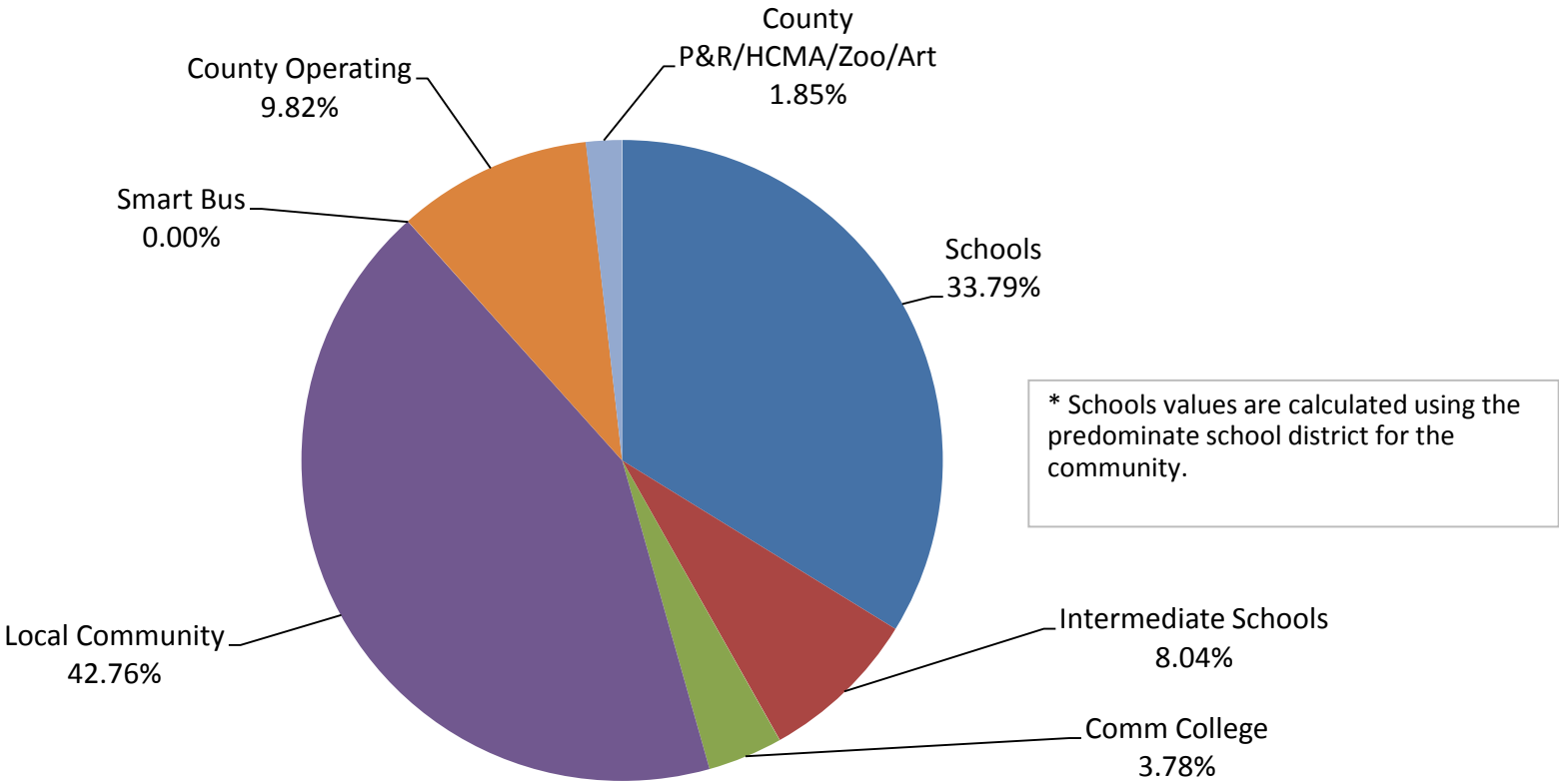




Average  
Taxable Value \$102,750  
  
\*Oxford Schools

	Schools	Intermediate Schools	Community College	Local Community	Smart Bus	County Operations	County RT	County P&R/HCMA/ZOO/ART
Rate	13.9000		3.3079	1.5555	17.5878	0.0000	4.0400	0.7449
Tax Dollars	\$1,428.23		\$339.89	\$159.83	\$1,807.15	\$0.00	\$415.11	\$76.54
Percentage	33.79%		8.04%	3.78%	42.76%	0.00%	9.82%	1.81%

Village of Oxford

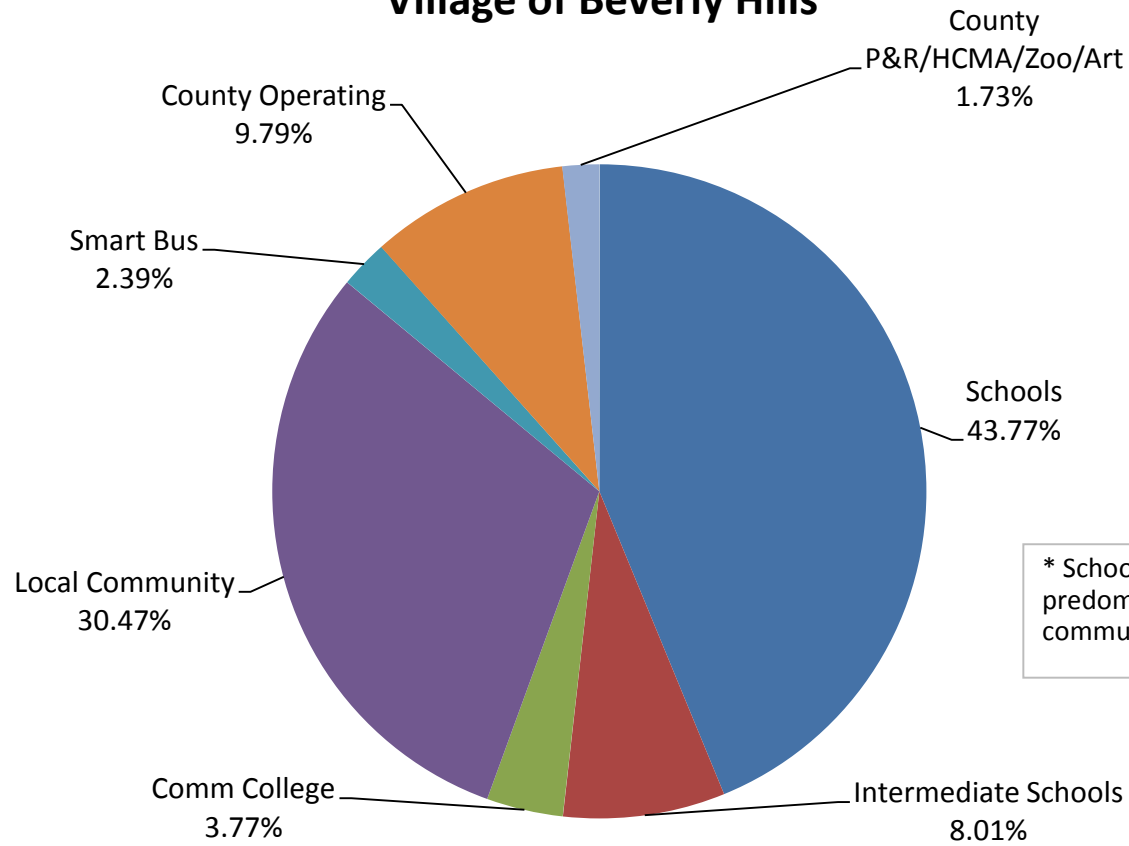


Average  
Taxable Value \$157,500

\*Birmingham Schools

	Schools	Intermediate Schools	Community College	Local Community	Smart Bus	Operations	County RT	County P&R/HCMA/Zoo/Art
Rate	18.0727	3.3079	1.5555	12.5785	0.9863	4.0400	0.7449	
Tax Dollars	\$2,846.45	\$520.99	\$244.99	\$1,981.11	\$155.34	\$636.30	\$117.32	
Percentage	43.77%	8.01%	3.77%	30.47%	2.39%	9.79%	1.80%	

## Village of Beverly Hills



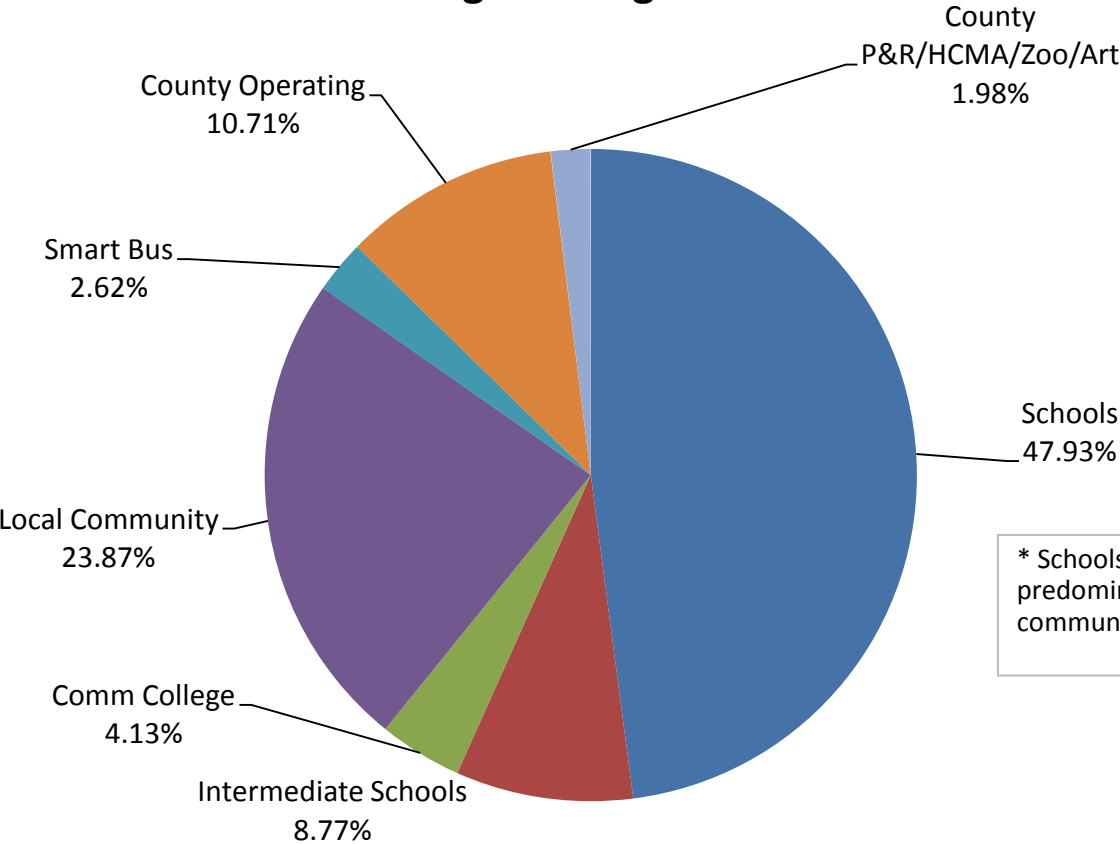
\* Schools values are calculated using the predominate school district for the community.

Average  
Taxable Value     \$192,500

\*Birmingham Schools

	Schools	Intermediate Schools	Community College	Local Community	Smart Bus	Operations	County RT	County P&R/HCMA/Zoo/Art
Rate		18.0727	3.3079	1.5555	9.0000	0.9863	4.0400	0.7449
Tax Dollars		\$3,478.99	\$636.77	\$299.43	\$1,732.50	\$189.86	\$777.70	\$143.39
Percentage		47.93%	8.77%	4.13%	23.87%	2.62%	10.71%	1.98%

Village of Bingham Farms



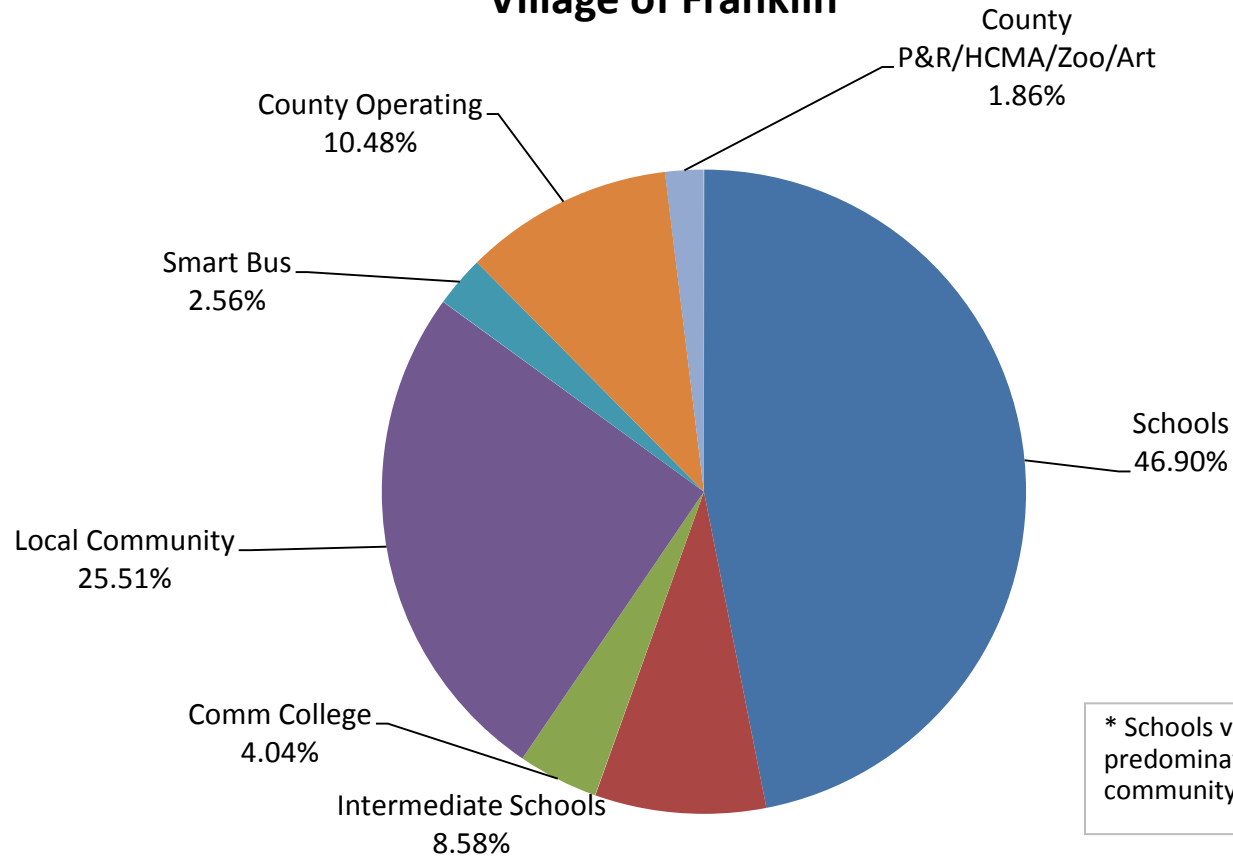
\* Schools values are calculated using the predominate school district for the community.

Average  
Taxable Value     \$249,800

\*Birmingham Schools

	Schools	Intermediate Schools	Community College	Local Community	Smart Bus	County Operations	County RT P&R/HCMA/Zoo/Art	County
Rate		18.0727	3.3079	1.5555	9.8300	0.9863	4.0400	0.7449
Tax Dollars		\$4,514.56	\$826.31	\$388.56	\$2,455.53	\$246.38	\$1,009.19	\$186.08
Percentage		46.90%	8.58%	4.04%	25.51%	2.56%	10.48%	1.93%

## Village of Franklin



\* Schools values are calculated using the predominate school district for the community.