



**BOARD OF COMMISSIONERS
FISCAL YEAR 2015 – FISCAL YEAR 2017 BUDGET
AND
GENERAL APPROPRIATIONS ACT**

As Adopted and Amended on September 18, 2014



GOVERNMENT FINANCE OFFICERS ASSOCIATION

*Distinguished
Budget Presentation
Award*

PRESENTED TO

Oakland County

Michigan

For the Triennium Beginning

October 1, 2012

Christopher A. Morinell *Jeffrey A. Snow*

President

Executive Director

The Government Finance Officers Association of the United States and Canada (GFOA) presented a Distinguished Budget Presentation Award to Oakland County, Michigan for its triennial budget for the triennium beginning October 1, 2012. In order to receive this award, a governmental unit must publish a budget document that meets program criteria as a policy document, as an operations guide, as a financial plan, and as a communications device.

Oakland County received this award for the FY 2013 thru FY 2015 Program Budget Book. This award is valid for a period of three years only. We believe our current budget continues to conform to program requirements, and we are submitting it to GFOA to determine its eligibility for another award.

TABLE OF CONTENTS

<u>Description</u>	<u>Page Number</u>
Introduction	
Board of Commissioners – Transmittal Letter.....	1
County Executive Budget Message	5
Oakland County Long Term Revenue Expense Forecast (FY 2018 – FY 2019).....	36
General Information	
General Appropriations Act.....	38
Financial/Budgetary Information	50
Revenue Summary	64
Revenue Descriptions	70
Expenditure Summary.....	75
Salary and Position Information	
Countywide Organization Chart	81
Report on Tuition, Emergency Salary, Summer Employee and Class/Rate Change Budgets	82
Summary of Position Requests, Transfers and Reclassifications	86
Report on FY 2015 Salary Recommendations	104
General Fund/General Purpose Operations	
Circuit Court	105
District Courts.....	122
Probate Court	143
Prosecuting Attorney.....	151
Sheriff	163
County Clerk/Register of Deeds	193
Treasurer	211
Board of Commissioners Department Summary	215
Board of Commissioners.....	218
Library Board.....	221
Water Resource Commissioner.....	223
County Executive Department Summary.....	226
County Executive – Administration.....	229
Compliance Office	231

TABLE OF CONTENTS

<u>Description</u>	<u>Page Number</u>
Corporation Counsel	234
Management & Budget Department Summary	236
Management & Budget Administration	239
Purchasing (see Compliance Office for 2015-2017 budget)	241
Equalization	243
Fiscal Services	245
Central Services Department Summary	248
Central Services Administration	251
Support Services	253
Facilities Management Department Summary	257
Facilities Management Administration	259
Facilities Engineering Division	261
Capital Improvement Program	263
Human Resources Department Summary	266
Human Resources - Administration	269
Human Resources – Workforce Management	271
Human Resources – Benefits Administration	273
Health and Human Services Department Summary	275
Health and Human Services Administration	281
Health Division	283
Children’s Village	288
Homeland Security	292
Public Services Department Summary	295
Public Services Administration	299
Veterans’ Services	301
Community Corrections	303
MSU Extension - Oakland County	306
Medical Examiner	308
Animal Control	311
Animal Control Adoption Fees	314
Circuit Court-Probation	315
Economic Development and Community Affairs Department Summary	316
Economic Development and Community Affairs Administration	319

TABLE OF CONTENTS

<u>Description</u>	<u>Page Number</u>
Planning and Economic Development Services	322
Community and Home Improvement Administration	325
Workforce Development.....	326
Non-Departmental Operations	327
Non-Departmental Transfers.....	330
Non-Departmental Appropriations Descriptions	332
Non-Departmental Transfers to County Operations	335
 Organizational Charts/Position Salary and Position Summaries	
Position History	336
Salary and Fringe Benefit Summaries	339
Countywide Organizational Chart	350
Circuit Court	351
District Courts.....	359
Probate Court	365
Prosecuting Attorney.....	366
Sheriff	371
County Clerk/Register of Deeds	381
Treasurer	386
Board of Commissioners.....	390
Administration	391
Library Board.....	392
Parks and Recreation.....	393
Water Resource Commissioner.....	403
County Executive Departments	407
County Executive Administration.....	408
Management & Budget	412
Central Services	422
Facilities Management	426
Human Resources	430
Health and Human Services.....	434
Public Services.....	446
Information Technology.....	453

TABLE OF CONTENTS

<u>Description</u>	<u>Page Number</u>
Economic Development and Community Affairs.....	458
Special Revenue Funds / Non-Grant	
County Veterans' Trust Fund #21120.....	463
MI Child #21115.....	464
Register of Deeds Automation Fund #21160.....	465
Revenue Sharing Reserve Fund #21140.....	467
Waste Resource Management Administration Grant #21175.....	468
Oakland Enhancement Funds	
Oakland Enhancement Funds - Business Finance Corp Personnel (BFC) #21184.....	469
Oakland Enhancement Funds - Economic Development Corp. #21180.....	471
Friend of the Court Funds	
Friend of the Court Fund (FOC/Sheriff's Office) #27100.....	472
Special Revenue Funds - Grants	
Oakland Brownfield Initiative Funds	
Brownfield Consortium Assessment #29412.....	475
Multi-Organizational Grant Funds	
Community Corrections Comprehensive Grant #27370.....	476
Drug Policy Grant (Sheriff/Prosecutor) #27320.....	478
Energy Efficiency Grant #29580.....	480
JAG (FY 11 – 14) #27366.....	481
Juvenile Accountability Block Grant (JABG) –Prosecutor/Circuit Ct #27365.....	482
Law Enforcement Block (JAG Grant) Sheriff/Prosecutor/Circuit Ct/Comm Corr #27375.....	484
Recovery Act Byrne JAG #27374.....	485
Workforce Development Grant Funds	
Workforce Development Grants #29800 - 29899.....	487

TABLE OF CONTENTS

<u>Description</u>	<u>Page Number</u>
Law Enforcement Grant Funds	
Auto Theft Prevention Authority (ATPA) Grants #27310	490
CLEMIS Biometric ID Devices #27337	492
Criminal Justice Training Grant #27340.....	493
Prosecutor Cooperative Reimbursement Grant #27315.....	494
Prosecutor – Victims of Crime Act (VOCA) Grant #27325.....	497
Sheriff Secondary Road Patrol Fund #27345.....	499
Copsmore Grants	
PSP and COPS Program Grant #27420	501
Housing and Community Development Grant Funds	
Community Development Block Grants #29701	502
Emergency Shelter Grants #29704.....	505
Home Investment Partnership Grants #29711	506
Home Investment Partnership Act Pontiac #29712	508
Housing Counseling Grants #29706	509
MSHDA Counseling #29725	511
MSHDA NFMC #29723	512
Neighborhood Stabilization Program (NSP) Grant #29730	513
Neighborhood Stabilization Program (NSP) #3 Grant #29729	515
Neighborhood Stabilization Program (NSP) #3 Pontiac #29709	517
MSHDA National Mortgage Settlement (NMS) Grant #29724	519
Human Service Grant Funds	
Child Lead Poisoning Grant #29529.....	521
Children’s Village Second Chance Grant #28014	523
CMH OSAS Medicaid #28565	524
Health - Aids Counseling Grant #28557.....	526
Health – Adolescent Screening Grant #28310.....	528
Health - Bioterrorism Grant #28605	530
Health – CDC Imm Grants #28549.....	532
Health – FIMR (Fetal Infant Mortality Review) #28552.....	533

TABLE OF CONTENTS

<u>Description</u>	<u>Page Number</u>
Health – Great Parents Great Start Grant #28608.....	535
Health – Healthy Communities Planning Grant #28320	536
Health – HIV Surveillance #28558.....	538
Health – Immunization Action Plan #28550	540
Health - MCH Block Grant #28563.....	542
Health - MDPH – OSAS Grant #28249.....	545
Health – Nurse Family Partnership #28607	548
Health – Public Health Emergency Preparedness #28610.....	550
Health – Public Health Training # 28330	553
Health – REACH Grant # 28611	554
Health – Tobacco Reduction #28315.....	555
Health - TB Outreach Grant #28556.....	556
Health - Vaccines for Children Grant #28560.....	558
Health - WIC Grant #28553.....	560
OSAS Adult Benefit Waiver Grant #28227.....	563
 Other Grant Funds	
Animal Control Grants #29215.....	565
Arts, Culture and Film Grants #29210.....	566
Clerk Survey/Remonumentation Grant #29220.....	567
Competitive Grant Assistance #29300.....	569
Domestic Preparedness Equipment #29340.....	570
Economic Adjustment Assistance #29251.....	572
Economic Development – Michigan Economic Development #29245.....	573
Economic Development – Pollution Prevention Grant #29482.....	574
Economic Development – TIGER II Planning Grant #29247	575
Economic Development/Facilities – 2010 Regional Green St Prog #29480	576
FEMA Grants #29330	577
FOC Access & Visitation Grant #27120.....	579
MI Financial Empowerment #29246	580
 Judicial Grants Funds	
Circuit Court Adoption Incentive #27125	581

TABLE OF CONTENTS

<u>Description</u>	<u>Page Number</u>
Drug Court Circuit Adult Grant (SCAO) #27130.....	582
Drug Court Circuit Juvenile Grant (SCAO) #27140	584
Drug Court District 52/1 Probation #27151.....	586
Drug Court District 52/3 SCAO Grants #27165.....	588
Drug Court District 52/4 SCAO #27167	589
Michigan Mental Health Court Grant #27175	590
Urban Drug Court #27135	591
Proprietary Funds	
Enterprise Funds	
CLEMIS Fund (Courts and Law Enforcement Management Information System).....	593
County Airports.....	598
Delinquent Tax Revolving Fund.....	604
Delinquent Personal Property Tax Administration Fund.....	606
Fire Records Management Fund	608
Parks and Recreation Fund	612
Radio Communications Fund	623
Water Resource Comm/Sewage Disposal Systems	628
Water Resource Comm/Water and Sewer Trust Funds	632
Internal Service Funds	
Building & Liability Insurance Fund	637
Drain Equipment Fund.....	640
Facilities, Maintenance & Operations Fund	646
Facilities, Maintenance & Operations – Budget by Building	650
Facilities, Maintenance & Operations – Building Space Allocations.....	651
Facilities, Maintenance & Operations – Capital Budget Plan.....	656
Facilities, Maintenance & Operations - Maintenance Projects.....	657
Fringe Benefits Fund.....	659
Information Technology Fund (inc former Office Equip fund and Mgd Print Serv activity).....	661
Motor Pool Fund.....	667
Telephone Communications Fund	674

TABLE OF CONTENTS

<u>Description</u>	<u>Page Number</u>
Appendix	
Share of County Indebtedness.....	678
Bond and Interest Redemption Funds.....	680
Oakland County Board of Commissioners Minutes September 18, 2014	689
Budget Resolution – Road Commission for Oakland County	710
Revenue and Expenditure Summary by Fund Group with Dept and Fund/Division Detail	712
Departmental Program Revenue Summary.....	739
Departmental Program Expenditure Summary	744

INTRODUCTION

**OAKLAND COUNTY
2015-2016-2017
BUDGET
Board of Commissioners - Transmittal Letter**

November 7, 2014

To the Citizens of Oakland County, Michigan:

On behalf of the Oakland County Board of Commissioners, I am pleased to present to you the Fiscal Year 2015-16-17 Triennial Budget and General Appropriations Act, adopted September 18, 2014.

Oakland County leaders have a strong tradition of working together, regardless of party or background, to adopt a sound fiscal plan for county government. You can be proud that your Board of Commissioners adopted this budget in a unanimous vote.

It seems as if you can't pick up a newspaper without reading about governments mired in deficits, constantly in crisis management and cutting back on vital services. Oakland County government is on a different path thanks to the foresight of County Executive L. Brooks Patterson in long term partnership with a fiscally responsible Board of Commissioners. This budget builds on that firm foundation.

The Board of Commissioners has always strongly supported Executive Patterson's programs to promote economic growth. We understand that new private sector jobs and investment is the best way to acquire needed revenue to fund programs. The Great Recession has been a long and difficult road for our region but Oakland County's future is looking bright. New, good paying jobs are on the rise. Home sales are moving up and foreclosures have dropped dramatically. Median incomes are on the rise.

Economic development is a wise investment in our future. Through the Emerging Sectors program, our staff is working diligently to attract and retain investment in the knowledge based economy. The Emerging Sectors Medical Main Street is making Oakland County the destination for advanced medicine research and investment. Automation Alley is building on our strong manufacturing assets and bringing new business from around the world. These programs have generated billions in investment and secured thousands of good paying jobs.

All of these measures send a signal that Oakland County is "open for business". County Executive Patterson is working hard to build a healthy and vibrant economic future for our county. The results are showing with steadily improving economic news.

Sound fiscal management in county government is evident in many ways. Our county operating millage rate, at 4.19 mills, is the lowest legally possible rate the county can collect. The credit worthiness and limited amount of debt that the county carries is saving taxpayers hundreds of millions of dollars. Most notably, our AAA bond rating was used to refinance post-employment benefit costs and saved taxpayers a cumulative of \$171.1 million. Here again, we are ahead of so many other governments by fully funding employee retirement programs and not leaving these costs for future generations. This excellent credit rating has been put to work to lower the county's overall debt load and is leveraged to provide low interest loans for local government infrastructure projects.

Saving has been a key to our budgetary success and has helped county government weather the recent difficult period. Oakland County's "thoughtful management" of anticipating revenue reductions before it reached a critical state allowed the County to survive without layoffs or massive reductions in services. Maintaining a healthy fund balance in the good years helped soften the blow of the tougher years. Shrewd management helped even more. Our Human Resources Department has always been ahead of the curve in reducing employee costs to the taxpayer and continues today. The Oakfit wellness program has raised employee health consciousness and improved health screening participation. Since 2007, OakFit has helped Oakland County avoid more than \$27.3 million in projected health care costs. It is unusual to be reducing health care costs in today's world.

Our employees sacrificed from their paychecks to help keep the budget in balance through recent lean times. During Fiscal Years 2010 and 2011 employees had a 4% general pay decrease phased in. While many were disappointed in this reduction, I heard from many employees they understood a small sacrifice by all would mean that some co-workers wouldn't lose their jobs. This sense of shared sacrifice is part of a team atmosphere throughout our county staff. The decrease was partially restored by a general salary increase of 2% with the Fiscal Year 2014 Budget. The Executive also recommended a general salary increase of 3% for Fiscal Year 2015 and 2% is budgeted for 2016. The Board of Commissioners concurred with the Executive's recommendation and those increases are included in this budget plan. We thank our employees for their sacrifices, their teamwork and excellence.

This document itself sets Oakland County apart from other governments. We believe in planning and balanced budgets. Oakland County was the first county government to adopt a three year rolling budget plan in 2009. This is a tool that gives decision makers a view of the big picture impact of their decisions. Funds are being set aside now for anticipated costs down the road. As leaders, we work together to develop a long term vision for the county. This stability is a key component to our financial well-being.

Road repairs are of great concern to many of you. While the primary responsibility for road funding falls on federal and state lawmakers, the Commissioners are doing what they can to support local projects. The Tri-Party road program offers the opportunity to local governments to receive matching funds from the Oakland County Road Commission and the Board of Commissioners for projects. Each community is allocated an available annual allotment. \$1.76 million was matched by the Board in Fiscal Year 2014. Contact your local government if you would like to see a project proposed in your community.

This budget represents a commitment to provide the best possible services to our residents at the lowest cost. Already a nationally recognized leader in Information Technology, Oakland County will continue to invest in being on the cutting edge of technological advances in government services. Making information and services available online helps save tax dollars and increases customer convenience. Innovation and creativity mark an outstanding record of success in this area. Your county government is committed to leadership in this field.

I encourage you to explore this budget, particularly County Executive Patterson's message. The budget is more than a simple statement of accounts. It is a policy making document that outlines the priorities of your government. It is an in-depth analysis and a vision of the future.

Transparency in governance is something we value highly in Oakland County government. You can find a wealth of information in this document and online at www.oakgov.com. Meeting minutes and webcast recordings of the Finance Committee, as well as the full Board of Commissioners meetings are available on our website.

On behalf of the Oakland County Board of Commissioners, I am proud to submit to you the FY 2015/16/17 Adopted Budget.

Respectfully submitted,

A handwritten signature in blue ink that reads "Thomas F. Middleton". The signature is written in a cursive style with a large initial "T" and "M".

Thomas F. Middleton
Chairman
Finance Committee, Board of Commissioners, District #4

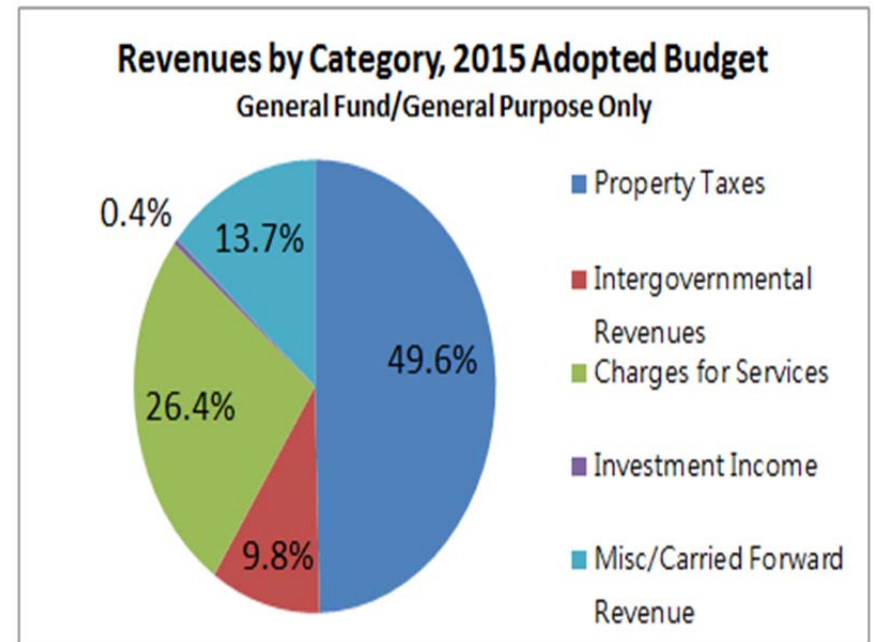
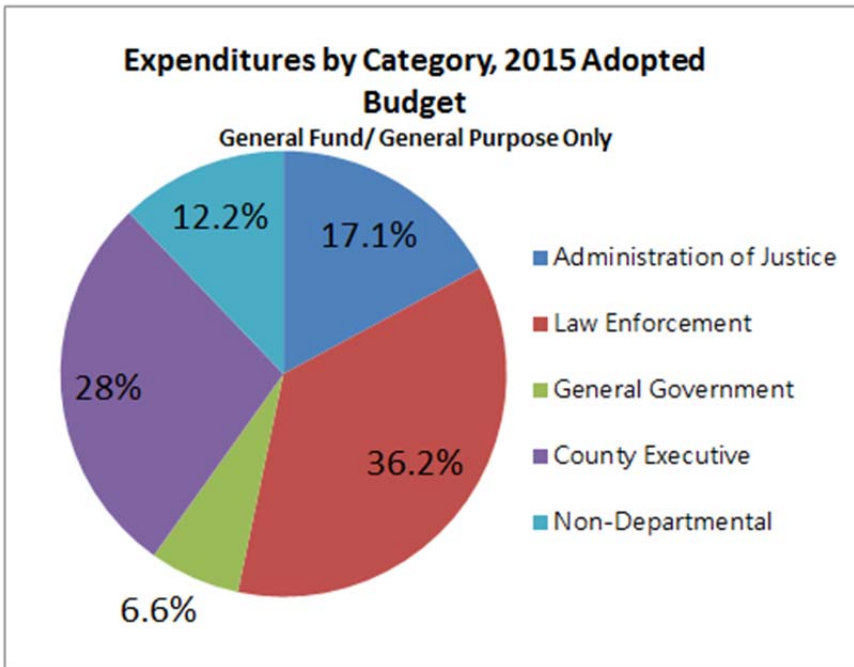
On the following page, you will find a summary of the General Fund/General Purpose Revenues and Expenditures as approved by the Board of Commissioners in the Adopted Fiscal Year 2015 Budget.

Expenditures by Category, 2015 Adopted Budget
 General Fund/General Purpose Only

Functional Area	FY 2015 Adopted Budget	% of Total
Administration of Justice	\$72,353,761	17.1%
Law Enforcement	\$152,691,779	36.2%
General Government	\$27,816,979	6.6%
County Executive	\$118,115,253	28.0%
Non-Departmental	\$51,364,190	12.2%
Total Expenditures	\$422,341,962	100.0%

Revenues by Category, 2015 Adopted Budget
 General Fund/General Purpose Only

REVENUES	FY 2015	% of Total
Property Taxes	\$209,419,939	49.6%
Intergovernmental Revenues	\$41,400,106	9.8%
Charges for Services	\$111,615,319	26.4%
Investment Income	\$1,864,900	0.4%
Misc./Carried Forward Revenue	\$58,041,698	13.7%
Total Revenue	\$422,341,962	100.0%





L. BROOKS PATTERSON, OAKLAND COUNTY EXECUTIVE

**OAKLAND COUNTY, MICHIGAN
COUNTY EXECUTIVE BUDGET MESSAGE
FISCAL YEARS 2015, 2016, AND 2017 TRIENNIAL
OPERATING AND CAPITAL BUDGETS**

To the Board of Commissioners and Citizens of Oakland County:

I am pleased to present the Fiscal Year 2015-2017 Triennial Budget Recommendation for your review and approval. Promulgated in accordance with the Unified Form of County Government Act, 1973 P.A. 139, and the Uniform Budgeting and Accounting Act for Local Units of Government, 1968 P.A. 2, as amended, the General Fund/General Purpose Estimated Revenue and Appropriations are balanced at \$418,331,691 for Fiscal Year 2015, \$422,406,076 for Fiscal Year 2016, and \$425,433,918 for Fiscal Year 2017. The total budget for all funds amounts to \$799,779,956 for Fiscal Year 2015, \$806,422,075 for Fiscal Year 2016, and \$808,553,753 for Fiscal Year 2017.

For several decades, Oakland County was one of the few governments in America to operate on a biennial budget. Five years ago we expanded our biennial planning efforts and established a triennial approach, adopting a three-year line item budget. Continuing that effort, this budget recommendation presents a balanced triennial budget for FY 2015 through FY 2017. If I had to identify the primary factors responsible for our financial management successes, they would be our committed adherence to long range planning and budgeting practices. It is forward planning coupled with action that separates Oakland County from the other counties in Michigan and the nation. Our forward planning coupled with action is why we are recognized by Moody's Investors Service and Standard & Poor's as the very best at maintaining fiscal stability, even in turbulent economic times.

INTRODUCTION

The National Advisory Council on State and Local Budgeting (NACSLB) defines the budget process as a set of activities that encompass the development, implementation, and evaluation of a plan for the provision of services and capital assets. A good budget process consists of far more than the preparation of a legal document appropriating funds for a series of line-items. Instead, a good budget process involves political, managerial, planning, communication, financial dimensions, and is characterized by the following essential features:

- Incorporates a long-term perspective
- Establishes linkages to broad organizational goals
- Focuses budget decisions on results and outcomes
- Involves and promotes effective communication with stakeholders
- Provides incentives to management and employees

These five features are characteristic of a budget process that moves beyond the traditional concept of line-item expenditure control, providing incentives and flexibility to managers that can lead to improved program efficiency and effectiveness.

The Government Finance Officers Association (GFOA) of the United States and Canada has established an Award Program for Distinguished Budget Presentation. The GFOA Award Program recognizes budget publications that adhere to a strict set of criteria leading to exemplary budget documents. Eligible budgets are evaluated by three independent out-of-state practitioners who are members of GFOA's Budget Review Panel. Eligible budgets are evaluated based on four categorical guidelines:

- The budget as a Policy Document
- The budget as a Financial Plan
- The budget as an Operations Guide
- The budget as a Communications Device

Oakland County is proud to be one of the 33 units of Michigan government, out of more than 1,800 governmental units, that have been accorded the Award for Distinguished Budget Presentation by the GFOA. Currently, Oakland County is the only government in the United States recognized on GFOA's web site as an award-winning triennial budget. We can all be proud that in 1984, when the GFOA award program was first initiated, Oakland County was the first governmental unit in Michigan, and only the 11th in the nation, to achieve this distinction. Even more impressive, Oakland County has received the Distinguished Budget Presentation Award for every multi-year budget submitted since that time, 29 years' recognition of excellence. Oakland County's continuing commitment to budgeting excellence is further demonstrated by the County's support of the GFOA national program for improved budget development practices as evidenced by the involvement of the Department of Management & Budget staff as Budget Review Panel members.

The hallmark of the County's focus on long-term financial planning is the preparation and adoption of a Triennial Budget which includes a summarized five-year forecast. However, the budget process does not stop with the adoption of the Triennial Budget. Our frequent analyses and budget amendment process ensures that the budget and long-term financial plan remains current. In accordance with 1973 P.A. 139, the County Executive is required to report the current financial condition of the County to the Board of Commissioners on a quarterly basis. We exceed this requirement by not only reporting the current financial condition of the County each quarter, but we also provide a quarterly forecast of the projected financial condition of the County at the close of the current fiscal year. These reports include a comparison of the amended budget to the forecasted amounts and explanations for major variances. Any recommended budget amendments are presented at that time.

Oakland County's budget is unique in comparison with other government budgets because it is a "rolling" Triennial Budget. Upon adoption of the detailed line-item budget for the next three fiscal years, the Triennial Budget is considered a "rolling" budget – when the budget is amended (with quarterly forecasts and also by individual resolutions), the detailed amendment reflects the impact by line item for both the remainder of the current fiscal year and the subsequent two fiscal years. This process ensures that the budget remains current for all three years. Ultimately, during next year's budget process, the budget as amended for the two subsequent years (e.g. FY 2016 and FY 2017 for this Recommended Triennial Budget) will simply "roll" forward and the third year will be added (e.g. FY 2018).

In addition to the Distinguished Budget Presentation Award, Oakland County has also received the GFOA Certificate of Achievement for Excellence in Financial Reporting for its Comprehensive Annual Financial Report (CAFR) and the GFOA Popular Annual Financial Reporting Award. This is truly an outstanding achievement as Oakland County is one of only seven units of government in the entire state to receive all three awards. All three Oakland County GFOA award-winning reports can be viewed on the internet at http://www.oakgov.com/mgtbud/fiscal/Pages/info_pub/.

Additional budgetary and financial information can be obtained by visiting Oakland County's dashboard which can be accessed at <http://www.oakgov.com/dashboard/>.

FINANCIAL OUTLOOK

OAKLAND COUNTY'S ECONOMY

Overview

Incorporated in 1820, Oakland County covers an area of approximately 910 square miles. Out of 83 counties in Michigan, it has the second largest population with 1.2 million residents. The County's reputation as a world class community is due not only to its renowned business environment, but is also due to many attributes that contribute to an excellent quality of life.

Oakland County has been recognized as one of the most prosperous counties in the nation. Approximately one-half of the County's residents have a college degree with about 42% having attained a bachelor's degree and nearly 18% have post-graduate degrees. In comparing Oakland County with 35 other prosperous counties of similar population throughout the nation, economists rank Oakland County eleventh overall based on selected indicators of prosperity which include: number of residents with higher education, lower occurrence of child poverty, income levels, and number of professional and managerial jobs.

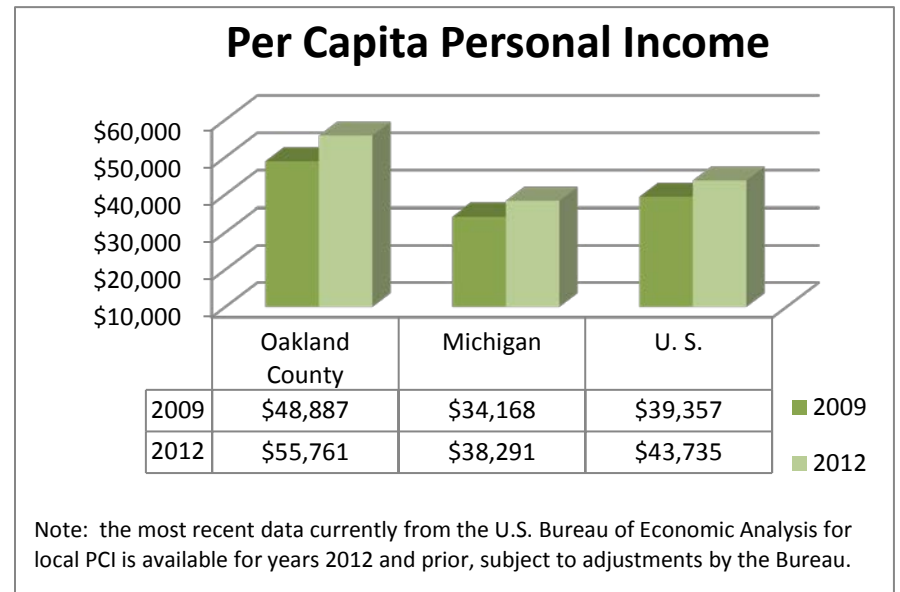
A home, place of business, lifestyle . . . whatever you're seeking, chances are you'll find it in one of Oakland County's many distinctive communities, a diverse mix of urban and rural communities with many scenic natural settings as well as thriving downtowns. Oakland County has the perfect fit for every income, lifestyle, and taste. Quality-of-life advantages include 88,000 acres of park land, over 1,400 fresh-water lakes and the headwaters of five major rivers, 76 public and private golf courses, as well as miles of trails and pathways for hiking, biking and horseback riding. There are a wide variety of shopping experiences ranging from small boutiques along quaint village main streets to large high-end multi-level malls. Multiple institutions of higher-learning and cultural entertainment venues are abundant. Whether you're looking for a place to call home, raise a family, work or spend leisure time, there's a community with your name on it in Oakland County.

Economic Recovery Continues in Oakland County

Coming out of the Great Recession, Oakland County's future is bright. Employment is up, housing starts and prices are up, and the entrepreneurial spirit is alive and well. Oakland County has been in an economic recovery for the past four years now, having turned the corner towards positive job growth in the first quarter of 2010. Prior to this recent period of recovery, however, the prior decade was painfully challenging for the entire state of Michigan. It was one of the longest and most severe economic recessions in our state's history. Michigan lost over 760,000 jobs during that decade. Oakland County, likewise, lost more than 166,000 jobs - over half of those losses occurred during the two-year period of 2008 and 2009. The largest annual job loss in the County's history occurred in 2009 when 9% of the workforce countywide was affected with nearly 60,000 jobs lost.

The prolonged Michigan economic downturn eventually resulted in our state having the highest annual unemployment rate in the nation from 2006 through 2009. The history of annual unemployment rates from 2003 through 2013 for the United States, Michigan, and Oakland County are provided in Chart 1, located within the appendix to this budget message. As can be seen in that chart, unemployment peaked in 2009 when the annual rate was 12.9% for Oakland County, 13.5% for Michigan, and 9.3% nationally. Since then, the unemployment rate has been continually decreasing (improving) with the 2013 annual unemployment rate being 8.1% for Oakland County, 8.8% for Michigan, and 7.4% nationally. Proportionately, since the peak of unemployment in 2009, Oakland County's labor market is recovering faster when compared with the state and nation - the **County's most recent unemployment rate of 6.5%** in April 2014 falls below Michigan's 7.4% and is just slightly above the national average of 6.3%.

Oakland County's **per capita personal income (PCI)** is the highest of any area in Michigan, higher than the national average, and has improved more than the state and national averages. **Oakland County's PCI was \$55,761 in 2012** which was **an improvement of 5.1%** over 2011. In comparison, Michigan's average PCI in 2012 was \$38,291 which improved 3.4% from the prior year. The national average PCI was \$43,735 in 2012, also an improvement of 3.4% over the prior year. Since the economic recovery began, the County's PCI increased 14.1% as of 2012 compared to its low point of 2009 when Oakland County's PCI fell to \$48,887. During that same time period (2009-2012), Michigan's average PCI increased 12.1% from \$34,168 and the national average increased 11.1% from \$39,357.



In 2011 during the initial phase of economic recovery, Oakland County experienced our second best year for job growth since 1994. The 23,412 new jobs created in the County during that turn-around year constituted almost one-third of all new jobs created in Michigan in 2011. The job growth continued in 2012 with 24,865 new jobs added in that year, once again more than double the initial projections. After the

initial recovery burst in **2011-2012 when almost 50,000 new jobs were added**, job growth continues at a moderate pace with an estimated **15,734 jobs added in 2013**. Since 2009 (the worst year as measured by the number of jobs lost), **the cumulative job growth in Oakland County through 2013 was 10.4%**, which outpaced both the state's growth of 6.0% and the nation's growth of 3.9%.

As illustrated in Chart 2 located within the appendix to this budget message, economists George A. Fulton and Donald R. Grimes from the University of Michigan are **projecting that nearly 43,000 new jobs will be added in Oakland County over the next three-year period** from 2014 through 2016 (2.1% annually). Most of these new jobs will be high-salary and require college degrees. Engineering services is projected to have the most growth followed by laboratory testing services, management jobs, and specialty construction trade contractors.

The Oakland County Economic Outlook Report prepared by Fulton and Grimes, published May 2014, can be viewed on the internet at http://www.advantageoakland.com/ResearchPortal/Documents/tp_econoutlookreport.pdf. Some of the other highlights from that report regarding the economic outlook for Oakland County include:

- U.S. light vehicle sales are expected to increase from a projected 16.0 million in 2014 to 16.7 million vehicles in 2016. Market share is also projected to increase for the three auto manufacturers in the Detroit area (General Motors, Ford, and Fiat Chrysler), from 44.6% in 2014 to 45.0% in 2016.
- By the end of 2016 after having been in economic recovery for about seven years, Oakland County will have gained back nearly 3/4 of the jobs lost in the decade which spanned from the summer of 2000 (when employment was at its peak) until the end of 2009.
- Over the next few years, Oakland County's unemployment rate is forecasted to continue its steady decline with the rate projected to be 5.0% in 2016, which is below the rate projected for the national average in 2016 of 5.2%.
- The inflation rate for the Detroit area is forecasted to remain below 2% annually through 2016.

Oakland County Efforts to Diversify the Region's Economy

Since I began as County Executive in 1993, the focus of my administration has been to diversify Oakland County's economic base to hedge against downturns in single sectors, such as what occurred in the automotive sector. While it is unrealistic to believe that our local economy will ever be recession-proof, our goal is to become more recession-resistant. Aided by the commitment and support of the Board of Commissioners, our focus is on the knowledge based economy. This focus has resulted in the establishment and execution of programs to address the transformational change occurring in Michigan's private employment sector.

Perhaps the primary forward-looking economic development program is **Oakland County's Emerging Sectors initiative**. Our researchers endeavor to identify those areas that promise to be at the core of the 21st Century's thriving economic growth. Oakland County's Emerging Sectors initiative is proving to be an unqualified success. Since the inception of Emerging Sectors in 2004, more than 280 Emerging Sector companies have **generated over \$2.7 billion in investment** while creating or retaining **more than 47,600 jobs**. The best part: the vast majority of those jobs are in the high-wage category. The top emerging sectors include:

- Advanced Electronics ● Advanced Materials/Nanotechnology ● Aerospace ● Alternative Energy
- Communications & Information Technology ● Defense & Homeland Security ● Film & Digital Media
- Medical Main Street/Health Care ● Robotics ● Finance, Insurance & Real Estate

After launching Emerging Sectors, it didn't take long to realize that health care and life sciences were the largest components of Oakland County's economy, and rapidly expanding. According to figures provided by the Anderson Economic Group in Lansing, over 100,000 individuals are employed in health care, life science research, and medical device manufacturing in Oakland County. To put that in perspective, Oakland County's health care and life science companies and organizations employ more individuals than the Mayo and Cleveland Clinic regions combined.

Of Oakland County's 10 largest employers, half are hospitals/health systems. It is clear from these numbers that Oakland County has become a destination for world-class health care, which is exactly what the **Medical Main Street** initiative is all about. Medical Main Street brings together a unique alliance of world-class hospitals, universities, medical device and bio-pharmaceutical companies as well as some of the country's top medical professionals. These diverse sectors have joined to create a global center of innovation in health care, research and development, education and commercialization in the life sciences industry. Since the launch of Emerging Sectors, 32 health care and life science companies have **invested more than \$924 million** in Oakland County **creating more than 5,400 jobs and retaining nearly 2,000**. Additional information about Medical Main Street and Emerging Sectors is available at www.advantageoakland.com.

Automation Alley is another award-winning economic development initiative which was envisioned by the Oakland County administration in 1997 as part of the effort to preserve and grow our economic base. Automation Alley began with 44 members located in Oakland County. Since its inception, Automation Alley has evolved to become Michigan's largest technology business association and has expanded to include all of Southeast Michigan in focus and membership. Automation Alley helps businesses in retaining and attracting the skilled workforce required by the region's technology companies with its headquarters in the City of Troy, an Oakland County community. Since its beginning, Automation Alley has grown to include nearly 1,000 businesses, educational institutions, government entities, and nonprofit organizations within an eight county region. To date, **Automation Alley has led 139 companies on 20 trade missions to locations around the world, resulting in more than \$282 million in export sales for local companies**. Automation Alley was recognized in 2008 by President George W. Bush with the Presidential "E" Award and again in 2013 by President Barack Obama with the Presidential "E Star" Award for export service. The "E" Awards are the highest recognition any U.S. entity may receive for making a significant contribution to the expansion of U.S. exports. These awards exemplify Automation Alley's continued efforts to create business development opportunities for companies in Southeast Michigan. For more information, visit their website at automationalley.com.

It is clear that Oakland County is succeeding at attracting companies from emerging sectors around the country, and in some instances, from around the globe. Oakland County is building a strong foundation of diversification within the knowledge-based economy. The future for Oakland County, and for that matter, America, will be our level of active participation in the knowledge-based economy. It will require a highly-trained, highly-motivated, and highly educated workforce in order to compete and attract the high-paying jobs. The challenge that lies ahead for Oakland County, and for that matter, any community moving into the quickly evolving 21st Century, is to create and maintain a

skilled and educated workforce that will attract and retain companies. Without a skilled workforce, companies that need those skilled workers will simply take their jobs elsewhere. Unfortunately, skilled trades are often overlooked as a career option. Oakland County's Department of Economic Development and Community Affairs has created a website to connect people looking to apply for training in skilled trades with trade schools in our region. The website is MITradeSchool.org. The website has a portal to answer questions about why skilled trades are a viable career path and to help guide potential trade candidates to a career path that matches their interests and abilities.

Oakland County's Small Business Center, in partnership with the Michigan Small Business & Technology Development Center (MI-SBTDC), provides entrepreneurs with access to Michigan's most comprehensive small business assistance network. Annually, over 2,000 start-up and small businesses utilize the Small Business Center. Through workshops and one-on-one consulting appointments, services offered through the Small Business Center include assistance with: development of feasibility studies, monthly cash flow projections, finding appropriately-sized financing resources, refining business and marketing plans, and defining failsafe business processes. The Small Business Center provides assistance to start-up companies and also assists established second-stage businesses to get to the "next level." Most recently, our Small Business Center launched "**WALK IN THURSDAYS**" where any start-up business or individual can just come in and talk to one of our trained consultants. See what services our Small Business Center has to offer at advantageoakland.com/StartABusiness.

There are two words that have really become the stock and trade of Oakland County's economic development efforts: innovation and diversification. The County's economic development initiatives are bound together by the common denominator of high-tech, high-quality, and high-paying jobs. These jobs naturally fit with Oakland County demographics of highly skilled, educated professionals. Quoting University of Michigan economists George Fulton and Donald Grimes regarding Oakland County's economy:

"Whether we assess Oakland County with respect to how it is positioned in key economic fundamentals across all regions of the United States, or more restrictively . . . among many of the elite local economies, it is hard not to see the county thriving as time goes on."

Oakland County's Tax Base

Oakland County's tax base experienced a significant reduction during the Great Recession as a result of the impaired real estate market. This was a severe problem nationally, causing record-setting numbers of property foreclosures and declining property values. In comparison with the rest of the country, the real estate market began an earlier downward trend in southeast Michigan because of the magnitude of job losses in the region which occurred during the four-year period from 2006 through 2009.

Oakland County's centralized land record system, maintained on behalf of its cities, villages and townships, allowed County managers to recognize the negative impact on Oakland County's tax base caused by declining property values well before almost any other governmental entity in Michigan. In 2006, we realized that the trend, if it continued, would create downward pressure on the real estate market, particularly in the residential segment. Recognizing that foreclosures are one of the leading indicators of changes in the housing market, the County began closely monitoring foreclosure rates on a monthly basis at that time, and we continue to do so. Such data is very important to monitor

since property tax, which is based on property values, is the single largest revenue source for the County's General Fund/General Purpose budget.

As can be seen in Chart 3 located within the appendix section of the budget message, there was a significant seven-year spike in the number of property foreclosures in Oakland County beginning in 2006 and continuing through 2012. Over 52,000 Sheriff deeds were issued for property foreclosures during that seven-year period, with more than 42,000 **or 81% of those foreclosures occurring during the five-year peak period of 2007-2011**. A chain of events started with the increase in foreclosed properties in 2006. The foreclosures created a large inventory of homes for sale - an increase in supply. The situation became worse with the sudden decrease in the demand for real estate due to rising unemployment. It became difficult for employed potential homebuyers to obtain mortgage loans after the credit freeze following the panic caused by the 2008 financial market crash and, consequentially, tighter mortgage regulations. With the supply of homes on the market vastly exceeding demand, there was a dramatic drop in real estate values. As real estate values fell and as distressed property sales increasingly dominated the already-weak housing market, it became difficult for homebuyers to obtain a sufficiently valued home appraisal to satisfy the lender, putting further downward pressure on the market.

With the increased number of foreclosures during 2007-2011 and the resulting domino effect in the real estate market, total assessed property values in Oakland County started trending downward in 2008 (see chart 4 in the appendix). In Michigan, assessed value approximates 50% of market value. It is important to note that values for governmental assessing purposes lag real estate sales by up to two years, meaning that the real estate market value decline began before being recognized in 2008 for assessment purposes. Based on the published Equalization reports, **total countywide assessed property value fell from a high point of \$77.3 billion in 2007 to \$50.8 billion in 2012, a total decline of 34.3% during that period**; taxable value fell during that same period from \$64.7 billion in 2007 to \$49.2 billion, a decline of 24.0%. In 2013, values began to stabilize with a 1.16% increase in countywide assessed value and no change in taxable value. Finally, after a lengthy period of declining values, **2014 assessed values show a marked improvement with a 7.11% increase in countywide assessed value** and a 1.65% increase in taxable value. More good news is that **Sheriff deed foreclosures continue to decline** and are currently estimated to be 2,000 in 2014, the lowest level in the ten-year period dating back to 2005. (Current and past Equalization reports and a pamphlet entitled "A Guide to Your Property Values" can be obtained at: http://www.oakgov.com/mgtbud/equal/Pages/info_pub/info_pub.aspx.)

The market value of property within Oakland County's is approximately **\$110.2 billion, the highest value of all 83 counties in Michigan**, and represents **15.3% of the state's total value**. The majority of Oakland County's taxable value is within the residential class of property, which is 72.4% of the total property tax base. The average price in 2013 for a home in Oakland County was \$193,508.

The County reduced its millage rate from a high of 4.4805 mills (authorized in 1993) to 4.1900 and has maintained that low rate even during recent years of budget challenges and even though it is below the authorized rate allowed by law. The property tax "returned" to the County's taxpayers as a result of **millage reductions** is approximately **\$65.2 million over the past 17 years** as a result of the difference between the county's 4.1900 millage rate and the authorized rate allowed to be charged – the current authorized rate is 4.2240. (See chart 5 in the appendix for historical taxable values and millage rates.) Maintenance of this **low operating millage continues** to demonstrate to residents and businesses that Oakland County is an attractive place to live or locate a business.

THE FINANCIAL CONDITION OF OAKLAND COUNTY GOVERNMENT

Oakland County employs policies and practices designed to ensure its continuing ability to provide quality services despite economic or budgetary challenges. Oakland County government's strong financial position is primarily a reflection of its adherence to policies and practices that result in strong long-term financial planning, low debt obligations, and maintaining responsible fund balance amounts in conformance with GFOA Recommended Practices. Beyond the financial information provided with this budget, a wealth of detailed source documents regarding Oakland County's financial condition is available on a recently developed Investor Relations web site which can be viewed at <http://www.oakgov.com/investors/Pages/default.aspx>. The Investor Relations web site exemplifies the County's support of enhanced transparency and provides a "one-stop shop" for information regarding Oakland County's financial position, including financial planning and budgeting, financial reporting and outstanding obligations such as bonds, notes, certificates of participation, and employee benefits.

Under Michigan law, the maximum amount of bonded debt that could have been issued by Oakland County in 2013 was \$5.14 billion or 10% of its State Equalized Value. The County was **approximately \$4.0 billion below its authorized debt limit** as of September 30, 2013. Operating under the fiscally conservative policies of the County Executive, County Treasurer, and Board of Commissioners, Oakland County had incurred outstanding debt of \$1.17 billion as of the close of Fiscal Year 2013 or 23.5% of the permissible level. Of the total amount of outstanding debt, \$535.3 million is attributed to the County as the primary governmental unit. In addition to the County's primary debt, the County pledged its full faith and credit as secondary obligor in the amount of \$210.7 million for Drainage District component unit debt. There was also \$422.1 million in outstanding debt recorded in the Interim Retiree Medical Benefits Trust (IRMBT) Fund, which was defeased and subsequently called on April 1, 2014; previously, this debt had been recorded as governmental activity debt (discussed in more detail in a subsequent paragraph of this section).

With the exception of the annual issuance of limited taxing authority notes related to delinquent tax receivables, Oakland County's practice is to issue debt only for the purchase and/or construction of capital assets or to fund long-term liabilities such as the retirees' healthcare obligation. Any decision to issue debt, as opposed to using current resources or fund balance, is made only after it is determined to be fiscally advantageous to do so.

In 2007, the County issued Taxable Certificates of Participation ("COPs") – taxable no-pledge debt, in the amount of \$557.0 million. Taking advantage of the County's low amount of debt and its **AAA credit rating**, in July 2007 the COPs were issued to fully fund the remaining amount of unfunded accrued liability for "other post-employment benefits" (OPEB), which is primarily retiree health care. As a result of this action, Oakland County became the first county in the nation to fully fund its long-term retiree health care obligation. Conservatively, it was estimated the COPs transaction would net present value savings in the range of \$100 million to \$150 million realized over the 30-year amortization of the OPEB liability with the proceeds from the COPs invested at an assumed annual long-term average rate of 7.5% which exceeds the locked-in interest rate at 6.23% paid on the debt for the COPs.

Subsequent to the issuance of the 2007 COPs, the State of Michigan adopted new legislation – Public Act 329, effective October 9, 2012 – which authorized local units of government to issue limited taxable general obligation bonds to fund OPEB obligations. This created the opportunity for the County to **take advantage of lower bond interest rates and to refinance the 2007 COPs debt**. On September 27, 2013, Oakland County initiated a private placement of **\$350.0 million in bonded debt to refinance the outstanding long-term OPEB COPs debt** of \$422.1 million. The remaining amount of \$72.1 million needed to call the debt (in addition to the \$350.0 million received from the refinancing debt) came from available assets in the OPEB trust funds (the IRMBT Fund and the Voluntary Employees' Benefit Association [VEBA] Fund). The reduced all-inclusive annual interest rate on the new debt is 3.81% over the remaining thirteen-year period of the outstanding COPs debt, reducing the future annual debt service payment by \$13.2 million on average over the remaining term and **gross cumulative savings of \$171.1 million**. These savings are in addition to the savings from the issuance of the COPs in 2007. Upon completion of the COPs refunding, the remaining IRMBT assets were transferred to the VEBA. **As of September 30, 2013, the VEBA was more than fully funded at 117%.**

As of September 30, 2013, the County's outstanding OPEB debt was \$793.6 million which included three components: the \$350.0 million of newly issued OPEB bonds, the \$422.1 million of outstanding long-term COPs which was subsequently called on April 1, 2014, and the near-term \$21.5 million last remaining annual debt service payment on the COPs which was also paid on April 1, 2014. Now that the COPs have been paid in full subsequent to the September 30, 2013, audited financial statements, the only OPEB debt remaining is the \$350.0 of newly issued OPEB bonds. **After the COPs were called, Oakland County's debt was reduced significantly** with total outstanding pledged debt reported at \$704.8 million as of April 1, 2014 (unaudited) as compared to \$1.17 billion in outstanding debt as of September 30, 2013.

After the OPEB debt, the next largest debt obligation consists of **approximately \$259.5 million** as of September 30, 2012, which was **issued to finance water, sewer, lake level, and drainage district projects**. That debt will be repaid from special assessments or user fees levied or charged by the local communities against the users of those systems. Another \$25 million of the total pledged debt represents short-term tax notes issued to purchase delinquent tax receivables from governments within Oakland County. That debt is repaid from the interest and penalties associated with those delinquent taxes.

Approximately \$90.0 million of outstanding pledged debt was issued through the Building Authority to build and equip various public buildings which are then leased to the County. Some of the building projects are financed through the Building Authority on behalf of other governmental entities located within Oakland County, which the County then subleases to those entities. The local communities which utilize the Building Authority in this manner obtain a more favorable interest rate on the debt issued to finance their projects as a result of the County's AAA bond rating. Building Authority debt is repaid from the lease proceeds. The Building Authority holds title to funded properties until such time as the bonds are fully repaid by the other governmental entities. Other governmental entities which are the primary obligor on outstanding Building Authority debt include the following projects as of September 30, 2013 (some of which may have been refunded to achieve lower interest rates since the original issuance): \$3.4 million was issued in 2002 on behalf of the City of Rochester Hills for the Sheriff Substation; \$5.5 million was issued in 2007 to assist the Oakland County Community Mental Health Authority (OCCMHA) to purchase residential support facilities; \$14.5 million was also issued in 2012 to assist OCCMHA with renovation of a 48,000 square foot

building in order to consolidate and relocate multiple treatment programs into one facility located on the County's campus; \$1.1 million was issued on behalf of the City of Keego Harbor to refinance outstanding debt for its city hall and public works building; \$6.5 million was issued in 2011 on behalf of the City of Oak Park to construct and renovate various buildings located on the city's campus. In addition to the debt issued on behalf of these other governmental units, the remainder of the debt issued through the Building Authority was for facilities or infrastructure projects utilized directly for County operations. The Building Authority debt for County-specific facilities will be repaid from either resources set aside in the County's General Fund, Delinquent Tax Revolving Fund (see further discussion below regarding this fund) or from the Airport Fund for construction of T-hangar buildings and the new LEED certified terminal.

Much of Oakland County's financial success has resulted from its focus on long-term financial planning with an emphasis on thoughtful strategic management vs. crisis management. For nearly three decades, the County has gone beyond the requirement of adopting an annual budget by operating under a two-year "rolling budget." Five years ago, the effort was expanded to a three-year line item budget. This practice requires continuous financial planning that looks at least three fiscal years into the future. That continuous, forward-looking focus enables the County to anticipate problems and to take appropriate action well in advance of major budgetary fluctuations.

The County also maintains **a strong position control and position budgeting system**, and follows the practice of budgeting for full employment. Should vacancies occur or positions become filled at a level lower than the maximum authorized, the resulting favorable budget variance falls to fund balance.

Maintenance of a favorable fund balance is an indicator of a healthy operating environment. Favorable variances falling to fund balance are created as part of an intentional financial management strategy (for example, budgeting for full employment) and are relied upon to ensure that adequate fund equities are maintained to pay employees and vendors throughout the year, particularly in the General Fund.

The General Fund is the principal fund used to record the operations of typical government functions. The fund's primary source of revenue is the property tax. For the fiscal year ended on September 30, 2013, the **total fund balance in Oakland County's General Fund was \$242.8 million**, of which approximately \$20.5 million is non-spendable or restricted, \$221.2 million is assigned for specific purposes, and \$1.1 million is unassigned. The total fund balance amount in the General Fund represents **approximately 57.9%** of the General Fund/General Purpose (GF/GP) Adopted Budget for Fiscal Year 2014. This level of fund balance exceeds the minimum amount of two months' operating reserves (approximately 17%) recommended as a best practice by the Government Finance Officers Association (GFOA). As planned, after reaching this peak point in fund balance, surplus savings which were generated over the past five years as a result of accelerated budget reductions will be used during the current and subsequent three fiscal years (from current FY 2014 through FY 2017). The long-term financial plan is to maintain a sustainable long-term General Fund equity target of about \$85.1 million (20% of FY 2017 GF/GP expenditures). This will be discussed subsequently within this budget message in further detail.

The Delinquent Tax Revolving Fund (DTRF) is another fund meriting discussion. The DTRF was established in 1974 to help stabilize annual revenues for local taxing units. It does this by paying our local communities 100% of their share of delinquent property taxes in anticipation of the collection of those taxes by the County Treasurer. The County funds the DTRF by borrowing money and issuing revolving fund notes.

Payment of the notes is made from the proceeds of delinquent tax collections. Once the notes are paid in full, any surplus in the fund may be transferred to the County General Fund by action of the Board of Commissioners.

Upon recommendation of my Administration and with the support of the County Treasurer, in 2001 the Board of Commissioners adopted the DTRF Fiscal Responsibility Plan. The purpose of the Fiscal Responsibility Plan is to guide the prudent use of surplus fund balance in the DTRF without jeopardizing the fund's primary mission of providing a timely, stable revenue stream to the local taxing units. At the close of Fiscal Year 2013, the **total DTRF fund balance reported was \$206.7 million**. The foremost rule of the Fiscal Responsibility Plan is that the DTRF must maintain a sufficient corpus in the fund to guarantee timely payment of outstanding notes and acquisition of delinquent property tax receivables from governmental units. **During current FY 2014, the DTRF acquired approximately \$78.5 million of delinquent property taxes from the local taxing jurisdictions.**

Beyond protecting the fund's primary purpose, Oakland County's **Fiscal Responsibility Plan includes a strict policy for accessing funds from the DTRF**. Any appropriation from unrestricted DTRF funds, except penalties and investment interest, are limited to one-time or short-term expenditures. This avoids reliance on the DTRF for the general and recurring operating costs of the County. Instead, the DTRF provides a funding mechanism for major capital projects, which are generally one-time expenditures. Use of DTRF funds requires an affirmative vote by two-thirds of the Board of Commissioners. There are several major projects identified with a combined capital outlay of approximately \$53.0 million that were funded with bond issues secured by the DTRF. Projects secured by the DTRF debt service funding program include the Work Release Facility, the Video Conferencing System, the Jail Management System, the Rochester Hills District Court, and the purchase and renovation of the former Oakland Intermediate Schools building which is now the Executive Office Building.

In FY 2006 the equity position of the DTRF increased above the long-term target amount of \$200 million, in part because of a growth in penalties and interest over the prior several years from increased property tax delinquencies resulting from the problems in the real estate and employment markets. DTRF equity peaked at \$229.4 million by the end of FY 2009. The retention of available surplus equity above the target amount without specific plans for its use would be inappropriate if, alternatively, severe cuts to essential programs would otherwise be required. Thus, for a limited period of time during from FY 2009 through FY 2012, the County judiciously used the DTRF operating surplus to fund certain General Fund and other County operating costs. As part of a planned multi-year approach which utilized DTRF equity above the \$200 million target amount, the authorized transfer from the DTRF to support the FY 2012 General Fund budget was \$23.15 million, which was the last year in the long-term plan for an elevated amount of operating transfer. Since then, the budget has included a \$10.8 million operating transfer from the DTRF to the General Fund, which has been maintained in this budget recommendation for each of the next three years, FY 2015 through FY 2017. **DTRF equity is projected to remain within the long-term target range of \$200 million.**

Oakland County's strong economic base, solid tax base, and responsible financial policies and practices have been acknowledged by the financial investment community. In recognition of Oakland County's financial strength and superior managerial performance, **the County has continued to earn the highest bond rating achievable, AAA**, from Standard & Poor's and Moody's Investors Service. This AAA bond rating allows the County to borrow at the lowest possible interest rate, saving County taxpayers millions of dollars in future borrowing costs.

Local governments and authorities within Oakland County benefit from this bond rating for certain projects as well (such as water and sewer projects and Community Mental Health Authority program needs).

APPROACH TO BALANCING THE BUDGET

Much of Oakland County's financial success results from its focus on long-term financial planning – again, emphasizing thoughtful strategic management vs. crisis management. Budgeting on an annual basis and year-after-year of short-term or one-time fixes is not only fatiguing, but can become an impediment to restructuring for long-term sustainability. Restructuring should consider how to get the most out of the limited available resources. As a result of the budgetary challenges imposed by unfavorable economic conditions during the Great Recession that were beyond our control, we accelerated our proactive financial planning efforts. Five years ago we enhanced our budgetary planning efforts and expanded our two-year budget to a three-year budget. **The triennial budget proved to be an essential asset in our successful effort to sustain the County's fiscal strength during the most difficult time.**

Throughout the past decade, Oakland County's elected officials, department heads and managers have been diligently adjusting the budget so that spending does not exceed the constrained revenues. We have been able to do this using various initiatives: technology enhancements; restructuring and downsizing; retirement incentives; hiring freezes; fringe benefit changes; privatization of some programs; as well as reducing or closing some programs. Because the County continually focused on budget reductions during the past decade, it has now become an embedded part of the County's culture throughout all organization levels to **continuously search for service and process enhancements – because it is the right thing to do.** Beyond simply reducing the workforce, alternative service delivery options are explored which include partnering with the private sector or non-profit agencies, sharing services with other governmental units, and utilizing technology to improve the efficiency of operations. These efforts usually take time to plan and implement and can extend beyond a government's current fiscal year. A multiple-year budget can lead to meaningful restructuring and result in improved government services over the long-term. While long-term budgeting may not totally prevent the need for difficult budget cuts, it certainly can serve to minimize the severity of cuts and help protect essential core government services. In the design and execution of an effective long term budget, it is also essential to have the commitment and cooperation of all elected officials. Oakland County government enjoys that commitment and cooperation.

Oakland County's methodical budget process has mitigated the impacts of the fiscal turmoil during the Great Recession caused by events outside its control (i.e., unemployment, property value declines, automobile industry restructuring, and budget turmoil at all levels of government – Federal, State, and local). To date, Oakland County has **successfully balanced its budget** while mindful of the following **goals and practices:**

- **Avoid increasing taxes** and fees which burden County residents and businesses.
- Retain stable and **essential services** while minimizing involuntary employee separations.
- Grant programs are restructured and/or reduced as needed consistent with reductions in special revenue grant funds, which prevents assuming new program obligations within the General Fund and potential “crowding out” of general resources.
- Retain the County’s financial strength in stable fund equity and cash positions, provide **adequate cash flows** throughout the year, and **maintain low outstanding debt**.
- Restrict the use and reliance on equity and other ‘one-time’ budget “sources” in solving structural operating shortfalls.
- Rely heavily on **strong accounting, budgeting and other business practices** in achieving long-range planning efforts.
- All new major capital and technology projects undergo a rigorous return on investment process before they are launched. Projects are funded out of current operations to the extent feasible.
- Provide continuous communication with County-wide elected officials concerning the status of the operating budget with emphasis on obtaining commitment from the County-wide elected officials to solve their share of budget task if needed and avoid unnecessary interference in their respective programs by the County Administration and Board of Commissioners.
- Building and maintaining strong relationships as well as unique personal respect between the County Executive and the other elected officials.

DISCUSSION OF MAJOR UPDATES INCLUDED WITH THE RECOMMENDED FY 2015 – FY 2017 BUDGET

The development of this budget recommendation began with a detailed analysis contained in the report entitled “Long-Range Fiscal Plan for Oakland County’s Future: Summary of Operating Issues and Related Resolution” (aka, the Fiscal Plan). That analysis was prepared using data from: 1) the closed accounting records as of September 30, 2013; 2) economic reports; 3) recent legislative action; 3) projected operating needs for FY 2014 through FY 2017 as the basis for this budget recommendation; and 4) details regarding how budget and fund equity targets will be met through FY 2017 and beyond. The full Fiscal Plan report can be obtained on the County’s web site at http://www.oakgov.com/exec/Documents/budget/FiscalPlan2014_2018_completedocument.pdf.

MAJOR CHANGES IN REVENUE ASSUMPTIONS

Modest Improvement in Real Property Tax Revenue

Property tax is the primary source of revenue for the County's GF/GP operations, **providing more than half of the support for all GF/GP operations** over the next three year period from FY 2015 – FY 2017. As previously discussed in the portion of this budget message pertaining to Oakland County's economy, the long-lasting real estate market collapse experienced throughout the United States during the Great Recession severely impacted Oakland County. As with many governments across the country, our single largest revenue source, property tax revenue, experienced a significant decrease. Taxable value is the base upon which property taxes are calculated. After five years of declines which resulted in a cumulative 24.0% decline in county-wide taxable value, property assessments finally stabilized county-wide in 2013 with a 1.16% increase in assessed value but *no change* in taxable value. Finally, after a lengthy period of declining values, **2014 assessed values show a marked improvement with a 7.11% increase in countywide assessed value and a 1.65% increase in taxable value**. For the FY 2014 budget, which included an assumed increase in taxable value of only 1.00%, this represented a slight improvement of 0.65% over the adopted budget for current year operations.

Based on updated information consisting of data from the 2014 Equalization Report, a significant decline in mortgage and tax foreclosures, and improved real estate sales, this budget recommendation for FY 2015 – FY 2017 includes **upward revisions to estimated County-wide taxable value for real property** as compared to previous budget estimates as adopted in September 2013, as follows:

- FY 2015: +3.00%, a 2.00% improvement over the prior adopted budget
- FY 2016: +3.00%, a 1.00% improvement over the prior adopted budget
- FY 2017: +3.00%, a 1.00% improvement over the prior adopted budget

The impact on budgeted real property tax revenue for each year is summarized below. The budgeted impact in a particular fiscal year also includes the improvement in prior fiscal years' taxable value. So, for example, the FY 2017 budgeted amount would reflect an overall cumulative 4.00% improvement for the next three fiscal years (2.00% for FY 2015 + 2 x 1.00% for each FY 2016 & FY 2017).

- FY 2015: \$ 5.5 million improvement over the prior adopted budget
- FY 2016: \$ 7.8 million improvement over the prior adopted budget
- FY 2017: \$10.2 million improvement over the prior adopted budget

Personal Property Tax Revenue Estimates Impacted by Recently Approved State Legislation

In an effort to entice businesses to locate in Michigan and to encourage existing businesses to expand, the Michigan Legislature approved a series of bills in December 2012 to phase out and eventually eliminate industrial and commercial personal property tax (PPT). These bills were tie-barred together, were to be implemented in phases, and required approval by statewide vote in August 2014 to take full effect. Based

on these bills passed in 2012, local units of government would have received partial but not full reimbursement from the State for reduced PPT revenue. The budget as adopted in September 2013 included a reduction in the PPT revenue based on the 2012 PPT reduction bills.

The **Legislature passed a series of new PPT bills in 2014** to fix some technical problems identified with the 2012 bills and also to provide funding **to eventually fully reimburse local governments** for the reduction in PPT revenue. These bills are still dependent upon voter approval in August 2014. If the voters do not approve the PPT phase-out plan, then the full PPT will remain in place as it was prior to the first phase which was implemented earlier this year.

The first phase of the PPT plan took effect on January 1, 2014, with an exemption for business owners if their personal property has a combined true cash value of less than \$80,000 (taxable value of less than \$40,000). However, eligible property owners must have filed an affidavit by February 2014 in order to claim the exemption. The triennial budget as adopted in September 2013 included the assumption that all eligible property owners filed for the required affidavit by the state-imposed February deadline and that PPT revenue will be reduced by \$1.5 million annually in FY 2014 and FY 2015. The previously adopted budget also included further additional reductions in PPT for the subsequent implementation of the second and third phases based on the legislation passed in 2012, with the exemption amounts budgeted at **\$2.8 million in FY 2016 and increasing to \$4.5 million in FY 2017**.

Based on the new legislation passed in 2014, the lost revenue from the PPT exemptions would be restored through State reimbursement beginning in FY 2016 which is reflected in this recommended budget as positive adjustments in the amounts of \$2.8 million in FY 2016 and \$4.5 million in FY 2017 and beyond. This is the conservative estimate based on the assumption that the voters will approve the PPT exemptions in the August 2014 election. If the voters do not approve the PPT exemption ballot question, then PPT revenue will become restored one year earlier than assumed in this budget recommendation, resulting in additional estimated revenue of \$1.5 million in FY 2015. The Fiscal Plan includes the more conservative scenario of no favorable impact from this issue until FY 2016 rather than in FY 2015.

MAJOR CHANGES IN EXPENDITURE ASSUMPTIONS

OPEB Bond Refunding Yields Significant Savings

As discussed previously in this budget message, Oakland County recently refunded its OPEB debt, reducing the outstanding principal amount of debt by \$72.1 million, from \$422.1 million down to \$350.0 million, at a significantly reduced annual interest rate (from 6.23% to 3.81% inclusive of all issuance costs). This reduced the long-term future annual debt service payment by \$13.2 million on average over the remaining thirteen-year term of the debt. In the nearer term, the **annual gross savings** (which benefits all funds with affected employees) as a result of the reduced debt service payments are: **\$14.2 million in FY 2015 and \$14.0 million in each FY 2016 and FY 2017**. The portion of annual savings benefitting GF/GP operations is approximately 80% of the total savings, resulting in approximately \$11.3 million in new General Fund savings in FY 2015, \$11.2 million in FY 2016. Because \$6.5 million in savings was already included for FY-2017 and beyond in the projections contained with the previous adopted budget, the adjustment in this recommended budget is net of these savings that were already included for FY 2017 for an additional \$4.7 million in savings recognized in that year.

Upon completion of the OPEB refinancing, the VEBA fund assets were 117% of the actuarially determined liabilities with \$1,023.1 million in assets and \$869.5 million in accrued liabilities resulting in an overfunded position of approximately \$153.6 million as of September 30, 2013. After the 2007 series OPEB COPs debt was called on April 1, 2014, approximately \$10 million in remaining IRMBT assets were transferred to a new Superseding Trust Fund to supersede the County's obligation to make future payments if needed for normal costs (e.g. the annual cost of the right earned by active employees in future retirees' healthcare benefits). The amounts included in the Superseding Trust Fund should be sufficient to fund normal costs well into the future if needed. However, given the funded status of the VEBA as of September 30, 2013, with assets valued at 117% of liabilities, it is unlikely that any transfers will be required from the Superseding Trust in the foreseeable future since the amount of the overfunding will be able to pay normal costs for quite some time.

In addition to the OPEB debt refunding that enabled the County to supersede and supplant its retirees' healthcare obligation: the Board of Commissioners approved Miscellaneous Resolution #14005. This resolution provides a one-time window which allows certain eligible employees to voluntarily and irrevocably convert from the defined benefit VEBA Plan (for which they might not yet be vested or perhaps only partially vested) to the defined contribution Retirement Health Savings (RHS) Plan (with full vesting). For employees who choose to convert, the County shall deposit an initial lump sum amount into an individual RHS account which will equal \$2,000 for each full year of eligible service with the County prior to April 1, 2014.

Thereafter, the County will contribute the same biweekly amount provided to current RHS-eligible employees, which is dependent upon bargaining union agreements or as provided for non-represented employees, whichever is applicable to the individual employee at the time of conversion. For those employees who choose to voluntarily convert from the VEBA Plan to the RHS Plan, such action would supersede and supplant the County's obligation to provide future retirement health care benefits for those employees and would reduce the liability to the VEBA Plan. The decision period for considering moving from the defined benefit plan to the RHS ends on June 27, 2014.

Miscellaneous Resolution #14005 also **lowered the longevity requirements for the graduated vesting schedule with the RHS Plan**. Prior to the vesting schedule revision, employees had to be employed with the County for a minimum of 15 years to become partially vested and 25 years to become fully vested in the RHS plan. Now, partial vesting begins after only 6 years of employment and employees will become fully vested in the RHS Plan after 10 years of County service. This change in the vesting period requirement for the RHS Plan is part of a broader focus on being able to recruit future County employees, which will be discussed more fully in the next section.

Employee Compensation

The OPEB bond refunding significantly reduced the cost of providing employee benefits as just discussed. Prior to the OPEB bond refunding, the Fringe Benefit Fund internal service charge-back rate for employees eligible for VEBA benefits (hired prior to 2006) was 34% higher than for employees hired after 2006 under the RHS plan - the OPEB bond refunding savings have reduced the fringe benefit rate differential to about 26%. Beyond this one single significant effort, however, Oakland County attributes much of its budgetary success to long-term planning as has been mentioned throughout this document. This focus on long-term planning includes other proactive employee benefit reforms. Such benefit reforms were implemented incrementally over the past several decades (see Chart 8 in the appendix). Earlier

efforts are now yielding big dividends and more recent changes promise to yield significant additional savings in the future. Salary and fringe benefit costs comprise over 65% of General Fund expenditures.

Employee healthcare is one benefit that has received much attention over the past several years. **From FY 2006 through FY 2013**, annual average **employee healthcare costs** (net of employee contributions and prescription rebates) **have remained flat** with the help of the following initiatives:

- The OakFit employee wellness program was introduced in 2007.
- During 2008-2011, 300+ full-time positions eligible for benefits were deleted (with only about a dozen lay-offs).
- Employee healthcare contributions increased in 2008 and 2009.
- Prescription drug formulary changes were implemented in 2009.
- Competitive bids were issued coupled with aggressive negotiations with vendors in 2009, 2010, and 2011.
- Prescription co-pays were adjusted and emergency room co-pay for non-emergency conditions was implemented in 2013.

After several years of keeping expenditures flat for employee healthcare, it would be unrealistic to assume no increase in costs going forward for these expenditures. In fact, healthcare costs typically rise at a rate greater than general inflation. **The recommended budget includes an annual increase of 6% for employee healthcare in each of the next three fiscal years.**

During the past 10 years, Oakland County's general salary increase has clearly been conservative and has lagged behind labor market increases and the consumer price index (see Chart 9 in the appendix section). Despite this fact, we have experienced tremendous support from employees, most labor organizations, and elected officials in holding the line on wages in an effort to avoid layoffs. Until most recently, the County was fortunate and retained many long-term retirement-eligible employees since many deferred their retirement, likely the result of the unstable and uncertain economy caused by the Great Recession. However, with the economic recovery, an increasing number of "baby boomers" are now beginning to exit from County employment. Complicating matters further, according to labor market reports, the new Generation Y employees now entering the workforce averages only approximately two years' duration with a single employer.

As the labor market recovers, our ability to compete for labor is limited by our revenue. Public sector economic recovery lags behind the private sector. With the need to recruit (due to an increasing number of retirements) and retain (due to competition in the labor market), it is **imperative that our "total compensation" package be competitively positioned.** Based on our recent past history of wage cuts and benefit reforms, our package will not "lead" the market but it must remain within striking range. As the traditional lure of public sector employment, namely employee benefits, begins to look more and more like private sector (e.g., defined contribution pension plans, no retiree health care, higher health care contributions, etc.), the benefit package distinction diminishes and competitive salary becomes a more critical component of total compensation. Competition in the labor market is evident and it is **becoming more of a challenge to recruit and retain experienced, high-quality employees.**

Included in the Triennial Budget previously adopted in September 2013 for FY-2014, FY-2015 and FY-2016 operating budgets are general salary increases of 2.0%, 1.0% and 1.0%, respectively for all County employees. Based on that adopted budget, by FY-2016 these modest general salary increase amounts over the next three years would restore base salaries back to FY 2009 levels which was prior to the 4% general salary decrease imposed on employees spread across FY 2010 and FY 2011. However, prudent long-term planning requires that we contemplate a bigger picture, namely, the need to recruit and retain a quality workforce in the future.

This budget recommendation includes an adjustment to the proposed general salary increase above what is included with the budget that was adopted in September 2013, with an additional 2% in **FY 2015** (for a **total general salary increase of 3%**) and an additional 1% in **FY 2016** (for a **total general salary increase of 2%**). At this time, the **1% general salary increase for both FY-2017 and FY-2018** remains the same as what was included with the previous adopted budget for the long-range financial projection.

Beyond the recommended increase in general salary levels, **this recommended budget includes an increase in the annual tuition reimbursement limits from \$2,400 to \$4,200**. Providing employees with this resource to help fund their education and knowledge is one tool available to retain high-quality employees. The County's tuition reimbursement program has been instrumental for many employees to be able to take advantage of promotional opportunities. As the "baby boomers" retire from the County, more and more promotional opportunities become available and the tuition reimbursement program offers one way for employees to be ready to advance their careers.

Use of Fund Balance: Balancing Revenues and Expenditures While Maintaining a Healthy Sustainable Fund Balance

Oakland County sees long-term fiscal stability as a process which is not simply based upon balancing annual appropriations with available revenues, but a process designed to maintain a healthy balance sheet.

Those who are not familiar with Oakland County's long-term, multi-year budgeting process may be asking themselves: How was Oakland County able to balance its budget during the Great Recession when property tax revenues were steeply declining and at the same time strengthen its financial position? The answer is: through advanced planning, setting long-term financial goals, working as a team, acting on the plan, and then monitoring and updating the plan as needed.

Every year for six straight years from 2005 through 2011 during the budget request and recommendation process, elected officials were allocated an apportioned budget reduction task amount targeted for subsequent multi-year fiscal periods. The task amounts were allocated to each elected official based on their portion of the GF/GP budget. An incentive was also provided: as elected officials reduced their budget by an amount which exceeded their task for any given year, the "surplus" savings were assigned in the General Fund's fund balance and earmarked for each elected official based upon their effort. They were promised that the amounts could be used as an offset against future budget tasks. The fund balance "credits" were designed to be a one-time source of budget transition funds to be used over future years, permitting the County's leaders with sufficient time to plan and implement permanent, structural budget reductions for long-term sustainability.

Efforts as described above enabled our **General Fund balance to increase from \$43 million as of fiscal year-end 2000 to \$242.8 million by fiscal year-end 2013**. This is remarkable considering that there were **two national recessions during the same time period** with the recent 2007-2009 Great Recession being the most severe in modern history, particularly for Michigan, which was one of the hardest-hit states and one of the last to exit the recession. Oakland County's growth in fund balance results from the accumulation of savings generated by accelerated budget reductions over the past several years and reflects our deliberate, planned approach for sustainability and to balance future years' budgets. The County Executive Administration's benchmark for a "healthy balance sheet" in the long-term includes a General Fund balance that equals at least 20% of expenditures - thus, ideally, our **long-term sustained fund balance target is approximately \$85 million**. The 20% target is slightly above the best practice recommendation by the Government Finance Officers Association (GFOA) to maintain a minimum two months of revenues in fund balance (approximately 17%). It is prudent for Michigan counties to maintain a level of fund balance above the minimum amount recommended by GFOA due to fact that counties must collect property taxes in arrears (i.e. expenditures are paid months ahead of the related property tax collections), pursuant to Public Act 357 of 2004. By maintaining a healthy balance sheet, in addition to a balanced budget, the County's elected officials can ensure the continuation of vital services to County residents.

Over the next several years, the accumulated build-up of fund balance will be drawn down gradually as planned. (See Charts 6 and 7 in the appendix for fund balance projections and projected use of fund balance through FY 2019.) Over the next five years, the projected fund balance for fiscal year-end (FYE) 2019 is \$99.4 million, above our \$85 million long-term target. Thus, for the FY 2015 – FY 2017 Recommended Triennial Budget, no new budget tasks were allocated. This is now the **third consecutive year** since the adoption of the FY 2006 – FY 2007 budget that **new additional budget tasks have not been required**. However, given the magnitude of expenditures over the next five years, the cumulative projected favorable variance of excess equity over the target amount, \$14.4 million, is miniscule although still positive. The current projections contained in the **long-term five-year forecast (see Table 1 in the appendix)** demonstrate that there is **a decreasing reliance on planned use of available General Fund balance**. However, use of fund balance should be considered to be a one-time resource that once spent is no longer available and is only replenished when there is an annual operating surplus. Oakland County's ability to use a limited amount of General Fund equity is the result of planned budget reductions over the past several years during the Great Recession in order to balance the budget over a longer term.

At some point in the future, in order to sustain the long-term fund balance minimum targeted amount, the County's budget must become structurally balanced which is defined as the point when ongoing annual operating revenues are in balance with ongoing annual operating expenditures without reliance on use of fund balance. **Budget projections for the future are moderately improving** when compared to the past several years' forecasts which were prepared during and subsequent to the Great Recession. The long-term five-year forecast demonstrates that new budget tasks are not required at this time but we must remain prudent and diligent.

Other Budget Recommendations

The Recommended Triennial Budget for FY 2015 – FY 2017 also includes funding for the following:

The Facilities Management Department along with the Sheriff's Office conducted a building security review earlier this year and are now working together to develop a prioritized building security enhancement plan. Given the needs identified, it is likely that the recommendations will include capital investments for technology (both replacement and new) and to further harden county structures. It is likely that additional law enforcement staffing will be recommended for enhanced coverage at various building entrances. There will also be recommended business process changes for delivery of supplies/packages and for visitors to highly sensitive areas. Based on the preliminary discussion to date regarding enhanced security needs, **\$3 million** is included in the General Fund, non-departmental area of the budget, to provide a source of funding for high-priority capital needs and additional staffing as the **security enhancement plan** becomes refined.

In the FY 2003 budget, during the initial years of Michigan's decade-long recession, the County's capital improvement budget for buildings was cut by \$3 million, from \$5 million to \$2 million annually. As a result of the Great Recession, the appropriation from the General Fund had been reduced to \$300,000. Through FY 2012, no new capital projects requiring funding from the General Fund were launched except for those that provided a monetary return on investment in the form of productivity improvements, were required by state or federal mandates, or were necessary to keep the capital asset in good working order. Capital program activities were limited to critical repairs and maintenance of existing facilities and infrastructure (parking lots, roofs, boilers, HVAC, etc.) and were managed within the available resources in the respective facilities' funds. Taking advantage of low interest rates for tax-exempt municipal bonds and to address backlogged capital projects, during FY 2012 the County issued \$19.25 million in debt with roughly \$8.0 million allocated for the County's capital infrastructure program and the remaining \$11.0 million was allocated for Information Technology projects. The projects contemplated in this debt issue are currently underway. Because the debt issued in FY 2012 is being repaid over ten years, the capital plan was likewise increased to a ten-year period. At the time of the debt issuance, it was recognized that the capital needs for facilities over that ten-year period exceeded the \$8 million in funding provided by the debt issuance and that additional funds would be needed in the future to maintain County facilities. Thus, this budget recommendation includes **an additional \$1.2 million** of General Fund dollars annually **for transfer to the Building Improvements Fund, bringing the total amount up to \$1.5 million annually going forward** for future building capital improvement projects.

Public Act 228 of 2009 temporarily reduced the number of Oakland County Circuit Judges from 19 to 18 for one four-year term which began on January 1, 2011. By State law, the **19th Circuit Judgeship is restored effective January 1, 2015**. Although the State provides funds for the Judge, the County provides the funding for positions needed to support the restored Judgeship and other operating costs. Included in this budget recommendation is the additional cost to the County's General Fund for the restored Judge position, approximately \$398,000 for FY 2015 (partial year funding required) and \$530,000 annually for FY 2016 and beyond.

FUTURE BUDGET OUTLOOK AND CONSIDERATIONS

Oakland County goes beyond the legal requirement of adopting an annual budget as evidenced by our three-year budget plan. Beyond developing the three-year budget plan, Oakland County looks for potential future budgetary issues by projecting future revenue and expenditure trends. The recommended budget for FY 2015 – FY 2017 has been balanced through the acceleration of cost reduction efforts implemented by the County’s elected officials and by the planned short-term use of surplus made available as a result of these accelerated efforts.

The long-term forecast for the General Fund for the five-year period FY 2015 through FY 2019 is balanced and at this time does not require imposition of new budget tasks. The long-term forecast includes use of General Fund balance totaling \$121.3 million over the next five years, available as a result of the planned advance budget reductions over the past several years which now allows for use of accumulated General Fund equity available above the sustainable target amount. The targeted amount of General Fund equity as of September 30, 2019, is \$85.0 million which represents 20% of annual expenditures. Based on the projections included in this Fiscal Plan, General Fund equity is estimated to be \$99.4 million as of September 30, 2019, or \$14.4 million above the sustainable target amount.

As evidenced through previous budgetary actions throughout most of this past decade, Oakland County has and will continue to operate within its limited resources. This will be accomplished by continuation of our successful financial planning practices which include long-term financial forecasting, monitoring of the economic conditions and their impact on the budget, identifying opportunities for increased efficiencies, and continuous efforts toward reducing expenditures.

Governmental Budgets Shaped by Michigan Law

One significant change in the estimated revenue for FY 2015 and beyond is the restoration of State revenue sharing payments. As historical background information on this issue, State revenue sharing payments to counties were eliminated with the passage of the State’s FY 2005 budget. As a temporary replacement for these state payments, the legislature imposed a summer county tax across the state, which transitioned over a three-year period beginning in July 2005. The end result after the three years was a permanent date shift in the county tax collection period from winter to summer. The intentional result by the State was an additional year of property tax collections over the three years. In essence, four years of property taxes were levied within three fiscal periods. The accelerated one year’s worth of additional property tax revenue was required by State law to be placed in a restricted Revenue Sharing Reserve Fund (RSRF). The RSRF dollars are used to replace the State suspended revenue sharing payments to counties – in Oakland County’s case, over eleven (11) years into 2015. The RSRF will be depleted in FY 2015 as planned and intended by the State. At that time, it is expected that the State will honor its promise to once again provide revenue sharing payments to the County as it already has to the other counties that have depleted their RSRF dollars.

Over the past several years, the State has not fully funded statutory revenue sharing payments and reduced payments by approximately one-third. Most recently the legislature passed a budget bill which would restore full funding of statutory revenue sharing payments in FY 2015 to all eligible counties. However, the recommended budget continues to include the conservative assumption that our funding will be

reduced likewise by one-third (a reduction of approximately \$8 million) when State revenue sharing is restored to Oakland County in FY 2015 and is maintained at that level in subsequent years. The State of Michigan, during its budget deliberations thus far this year and prior to the legislature's summer recess, has not yet come to agreement regarding how to provide long-term funds which are desperately needed to repair the severely crumbling roads throughout the state with funding requirements estimated to be in the range of at least \$1.2 billion to \$1.5 billion annually. Overall, there is consensus that additional funding is needed but there is no agreement on whether to raise taxes (such as an increase in wholesale gas taxes or sales tax) or whether to dedicate all sales taxes collected for gas sales for road improvements. A portion of Michigan's sales tax is dedicated for both constitutional and statutory revenue sharing. The constitutional revenue sharing allocation cannot be changed without a vote of the people while the statutory revenue sharing formula can be adjusted with a simple majority vote of the State legislature. Counties do not receive constitutional revenue sharing and rely solely on the statutory portion for State revenue shared payments. Given that the road funding issue is likely to be reconsidered during the State legislature's lame duck session this year, we believe it is prudent not to budget for full restoration of revenue sharing at this time and continue to budget revenue sharing at the two-thirds level. If full revenue sharing for counties remains intact after the legislature's lame duck session at the end of this calendar year, then a future budget amendment for approximately an additional \$8 million in revenue annually will be recommended to the Board of Commissioners.

One other consideration that will impact future years' revenue: as property values normalize and improve, property tax growth limitations embodied in Michigan law will ultimately require a "roll-back" in the County's millage rate. Since adoption of the Headlee Constitutional Tax Limitation Amendment in 1978, Oakland County has been in the position of being able to consistently levy a millage rate well within the Maximum Allowable Tax Rate (see Chart 5 in the appendix). Without a vote of the people that rate can never be "rolled up." Because of the decline in overall property values experienced for the past several years until most recently, no rollback has been required since 2005. However, when property values increase above the inflationary rate, the Headlee Amendment will require the County to roll back the Maximum Allowable Tax Rate to an amount below the current millage rate levied by Oakland County, which we anticipate will occur within the next couple years. Then, the only growth in the property tax revenue base beyond the rate of inflation (limited to a maximum of 5%) would come from new construction, which is entered onto the tax rolls at its current market value. So, since growth in our largest single revenue source is limited by the rate of inflation for current properties which will be offset on the expenditure side of the ledger by inflationary increase demands as time goes on. If inflation increases above 5%, then it will create an even greater challenge since taxable values for current properties are capped at 5% growth while expenditure demands would be above that capped limitation. That means that without new construction, given the property tax limitations in Michigan law, balancing budgets for all local governments in Michigan will continue to be a challenge since the recent decline in the property tax base and programs that may have been cut on the expenditure side to balance that decline are not likely to be restored without a vote of the people. Knowing that funding challenges will continue to be a challenge for all local governmental units, Oakland County's approach has been to share government resources through intergovernmental cooperative programs.

Intergovernmental Cooperative Efforts

Oakland County has long been a leader in collaborative initiatives, not just among local units of government within our County's borders but also regionally beyond our borders. Automation Alley is a highly successful collaborative initiative highlighted previously in this document while discussing our economic development initiatives. A premiere example of collaboration is our Courts and Law Enforcement Management Information System (CLEMIS) program. CLEMIS provides data sharing and low-cost access to criminal information through cutting-edge computer technology. Over the past 38 years it has evolved from its roots as a service provider to Oakland County local police agencies to an award-winning program that is one of the largest law enforcement consortiums in the nation. The CLEMIS membership includes over 200 public safety agencies across five Southeastern Michigan counties: Oakland, Macomb, Washtenaw, Wayne and Genesee. CLEMIS products, which are developed and managed by Oakland County, include: computer aided dispatch, records management, digital mug shots and fingerprints, crime analysis mapping, mobile data computing in vehicles, and numerous other applications.

Many of our local communities contract with Oakland County for services, such as road patrol, animal control services, real property assessing and personal property appraisal services, Information Technology services, water and sewer services, and collection of delinquent taxes, just to name a few. The City of Pontiac, which until most recently operated under an Emergency Manager, entered into a contract with the County three years ago for the Sheriff's Department to provide police and dispatch services on behalf of the City. This contract provides approximately \$2.2 million in annual cost savings for Pontiac and was a major component of the city's deficit-elimination plan. Pontiac citizens have benefitted from an increased number of police officers and enhanced dispatch services. Oakland County also provides free support to its local communities such as community planning services, support of the Main Street program which includes 11 downtown areas, and free internet to local units of government in the County.

There is another element of innovation in Oakland County that is improving the delivery of services and reducing costs: it is called cloud computing. G2G Cloud Solutions was developed by Oakland County to improve government services by sharing technology with other government agencies at little or no cost, therefore reducing the cost of government. G2G Cloud Solutions also provides the opportunity for all government agencies, regardless of their size, budget or geographic limitations, to have access to advanced technology to best serve citizens' needs. In 2012, this cloud initiative was recognized by President Obama and The White House with the Champions of Change Award. G2G Cloud Solutions offers three products: Online Payments, Over the Counter Payments and the Web Publishing Suite. Currently, numerous government agencies throughout the State of Michigan are utilizing G2G Cloud Solutions products, including municipalities, courts, and counties. G2G Cloud Solutions is expected to grow as the number of participating agencies increases and as future products are added.

The most recent new inter-governmental agreement, which became effective at the beginning of FY 2013, transferred the operations of the Library for the Visually and Physically Impaired (LVPI) from the Oakland County Library Board to the City of Rochester Hills Library. The LVPI functions primarily as a clearing house for material designed for the visually impaired including books on tape, CDs, etc. The County contracted this service to the City of Rochester Hills for \$120,000 per year. Services were enhanced through extended hours of operation and an increase in available LVPI materials through the combined collections. As a result of the transfer of responsibilities, the County was able

to offset the cost of the contract with personnel savings and the elimination of all the other costs associated with directly operating the LVPI. Also, this effort freed up needed space in the County courthouse. Annual net operating savings for the County as a result of this partnership are approximately \$26,000.

One large uncertainty going forward is the impact that the current Detroit bankruptcy proceedings will have in terms of regionally provided government services. While there are several government-sponsored programs provided in and around the City of Detroit which are funded with regional taxation, of most concern is the continued viability of the Detroit Water and Sewerage System (DWSD). The DWSD currently provides water services to 34 Oakland County communities and provides sewerage services to 37 Oakland County jurisdictions. These communities are home to thousands of Oakland County businesses and some 1.03 million (85.8%) Oakland County residents.

The City of Detroit, through the Office of Emergency Manager, is aggressively attempting to monetize the assets of the DWSD. The objective is to divert funds from the DWSD to the City's General Fund and/or General Retirement System to help satisfy City of Detroit obligations outside of the water and sewer system even as the DWSD has extensive, unmet, operational, maintenance and capital infrastructure needs. Any diversion of funds would effectively result in the need for significant rate increases on both the suburban ('wholesale') and Detroit ('retail') customers. Unfortunately, significant delinquencies in billed receivables already exist and write-offs of bad debts are rising rapidly, especially in Detroit and Highland Park. Wayne, Oakland and Macomb Counties oppose the diversion of water and sewer revenues outside of the system and are currently in Court-ordered mediation directed toward the possible establishment of a regional authority to assume operational responsibility for the DWSD. A federal court confidentiality order governing the mediation proceedings prevents further discussion in this document.

In April 2014, the Board of Commissioners adopted Miscellaneous Resolution #14064 which appropriated \$500,000 to hire technical, financial, legal and other experts as may be necessary to assist in the examination of alternatives to the continued use of the DWSD. That same resolution also assigned \$2.5 million of General Fund balance for future appropriation by the Board of Commissioners as needed for this same purpose. It is expected that an additional appropriation of \$500,000 from that assignment may be needed in FY 2014 and the remaining \$2 million of assigned fund balance may be needed in FY 2015 and beyond.

CONCLUSION

We in Oakland County have much to be proud of. Tough decisions have been made over the past several years to ensure long-term financial sustainability for the services that we provide to our citizens. Our history of diligent long-term financial planning and demonstrated ability to manage our budget over the difficult past decade demonstrates the talent and leadership of Oakland County's elected officials and the ability to work as a team - something that we can and should be proud of.

This budget recommendation embodies the principles that are important to Oakland County and have long been voiced by those of us who are elected to serve its citizens. This budget was balanced without a tax increase and ensures delivery of needed services to the Oakland County

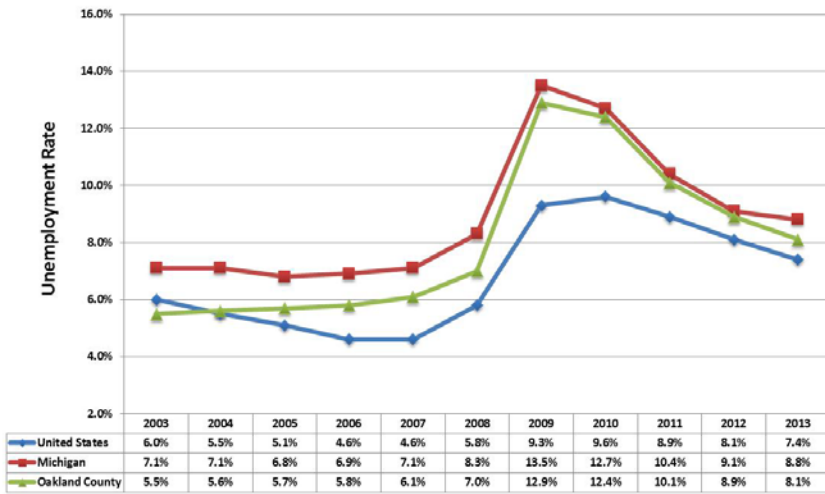
citizens for the next three years. And, it was accomplished through a partnership of all Oakland County elected officials who have embraced the prospect of reshaping our County government to become stronger and even more efficient in the long run. I also want to take this opportunity to thank the Oakland County employees for their dedication and hard work. I am confident that Oakland County will continue to rank as a premier County, both financially and programmatically as a result of these combined efforts. Wall Street shares this confidence, having affirmed the County's AAA bond rating for the past 17 years.

A handwritten signature in black ink, appearing to read "L. Brooks Patterson". The signature is fluid and cursive, with a prominent initial "L" and a long, sweeping tail.

L. Brooks Patterson
Oakland County Executive

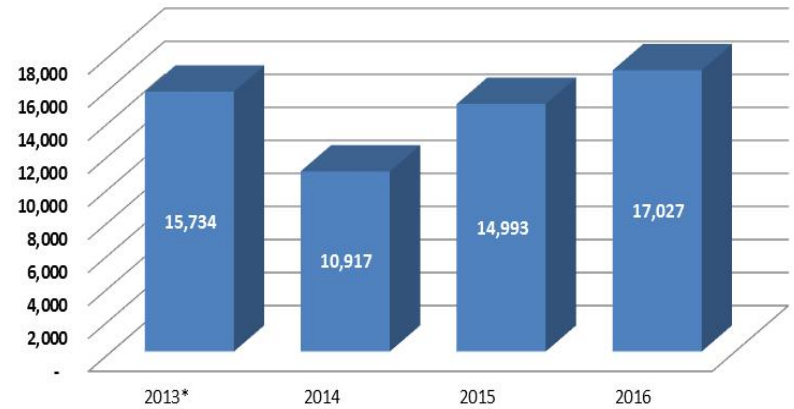
APPENDIX TO BUDGET MESSAGE
SUPPLEMENTAL REFERENCED DATA

Chart 1
Annual Unemployment Rates



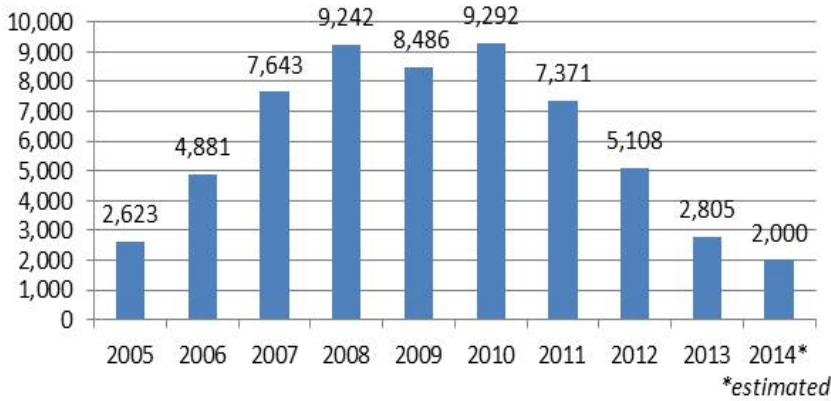
Source: US Department of Labor, Bureau of Labor Statistics

Chart 2
Projected Job Growth in Oakland County



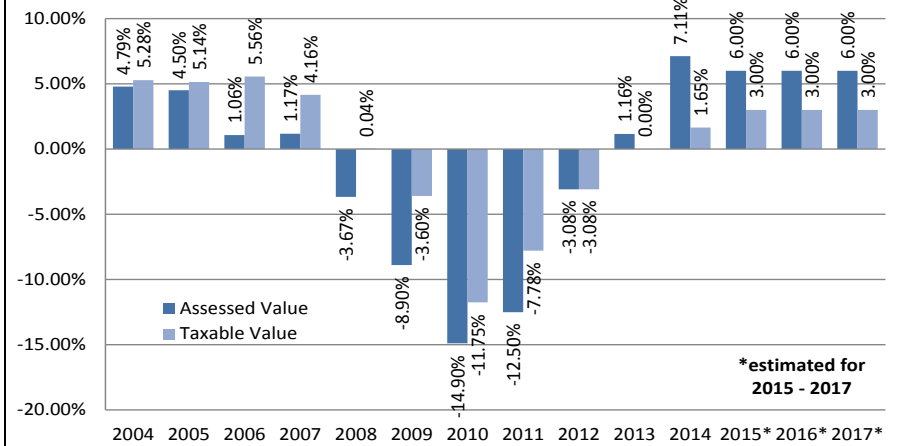
Source: George Fulton and Donald Grimes, Institute for Research on Labor, Employment, and the Economy, University of Michigan
*Estimated

Chart 3
Sheriff Deeds: Foreclosures on Real Properties



Sheriff deed totals obtained from County Register of Deeds office.
*estimated

Chart 4
Oakland County, MI
Percentage Change in Assessed and Taxable Values



*estimated for 2015 - 2017

Property Tax Limitations Since adoption of the Headlee Constitutional Tax Limitation Amendment in 1978, Oakland County has been in the position of being able to consistently levy a millage rate well within the Maximum Allowable Tax Rate. If property values increase above the inflationary rate, the impact from the Headlee Amendment usually results in a required “roll-back” in the maximum authorized rate. Without a vote of the people that rate can never be “rolled up.” Thus, if property values decline, the result is merely a temporary halt of the roll-back. Due to the cumulative impact of the Headlee Amendment, the differential between the County’s current levy of 4.19 mills and the maximum allowable rate is diminishing, as illustrated in Chart 5.

Translated into property tax dollars that otherwise could have been levied during the 17-year period displayed, **Oakland County taxpayers were spared \$65.2 million in tax collection** because County government opted to levy a reduced rate instead of the maximum millage rate allowed by law. However, despite our past ability to levy a rate well within the Maximum Allowable Tax Rate, the County is not immune to millage rollbacks in the future. The calculation of the rollback depends on several factors, including:

- Inflation as measured by the Consumer’s Price Index
- Increase in taxable value of existing property
- Additions and deletions to the County’s assessment roll

Real estate sales have been suppressed as a result of the recent economic downturn and historic number of property foreclosures. Thus, there has been very little uncapping of taxable value for the past few years on existing properties for ownership transfers, and no rollback has been required since 2005. However, now that property sales are increasing, **probably within the next couple years, the Headlee Amendment will require the County to roll back the Maximum Allowable Tax Rate to an amount below the current millage rate levied by Oakland County.** Then, the only growth in the property tax revenue base beyond the rate of inflation (limited to a maximum of 5%) would come from new construction.

Chart 5 – History of Taxable Values and Authorized vs. Levied Millage Rates

<u>Year</u>	<u>Taxable Value</u>	<u>Maximum Authorized Millage</u>	<u>Millage Levied</u>	<u>Millage Differential</u>	<u>Taxes Saved</u>
1998	\$39,011,931,708	4.4630	4.19	0.2730	\$ 10,650,257
1999	41,756,021,276	4.4188	4.19	0.2288	9,553,778
2000	44,370,760,909	4.3688	4.19	0.1788	7,933,492
2001	47,656,729,878	4.3259	4.19	0.1359	6,476,550
2002	50,688,809,599	4.2886	4.19	0.0986	4,997,917
2003	53,179,886,010	4.2602	4.19	0.0702	3,733,228
2004	55,986,490,872	4.2359	4.19	0.0459	2,569,780
2005	58,864,093,550	4.2240	4.19	0.0340	2,001,379
2006	62,133,415,235	4.2240	4.19	0.0340	2,112,536
2007	64,720,016,857	4.2240	4.19	0.0340	2,200,481
2008	64,745,976,336	4.2240	4.19	0.0340	2,201,363
2009	62,416,676,895	4.2240	4.19	0.0340	2,122,167
2010	55,081,707,586	4.2240	4.19	0.0340	1,872,778
2011	50,798,540,257	4.2240	4.19	0.0340	1,727,150
2012	49,235,953,993	4.2240	4.19	0.0340	1,674,022
2013	49,235,110,306	4.2240	4.19	0.0340	1,673,994
2014	50,048,650,087	4.2240	4.19	0.0340	1,701,654
					\$ 65,202,526

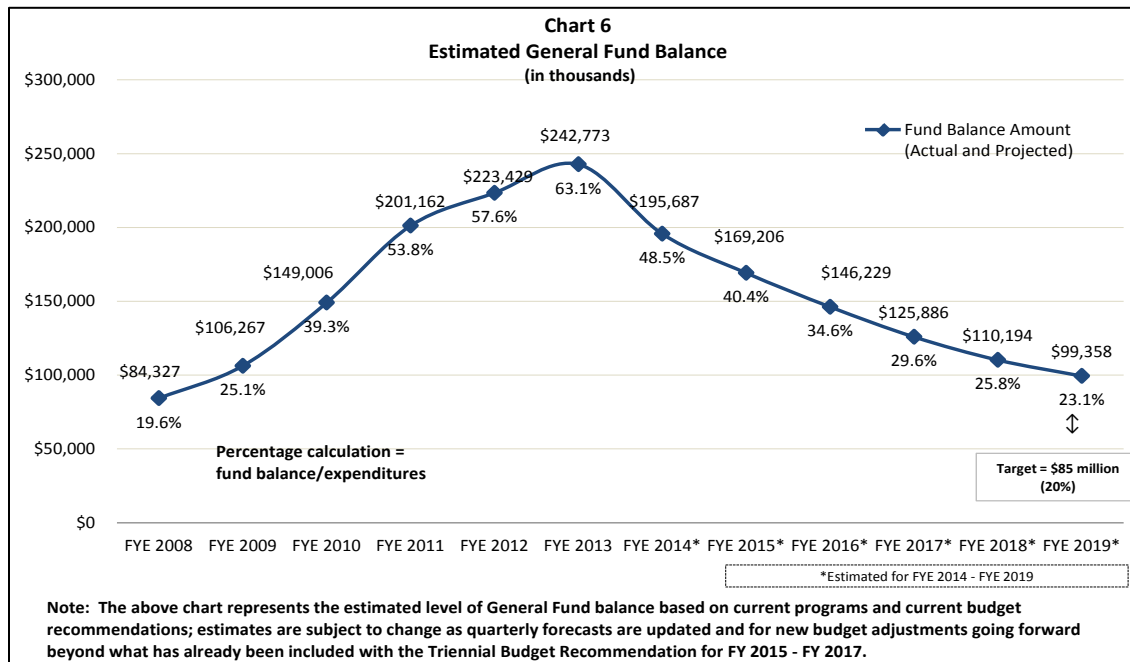


Chart 6 represents the historical and projected level of total General fund balance (including restricted amounts), based on the County Executive Recommended Budget for FY 2015 – FY 2017. These estimates also reflect planned use of fund balance and assumed savings from annual personnel turnover which is not budgeted since the budget includes funding for full employment. As the chart illustrates, through September 30, 2019, General Fund balance is projected to be above the long-term target amount. Furthermore, as the County continues its ongoing efforts to reduce the budget for long-term sustainability, it will continue to have a positive impact on future General Fund balance projections.

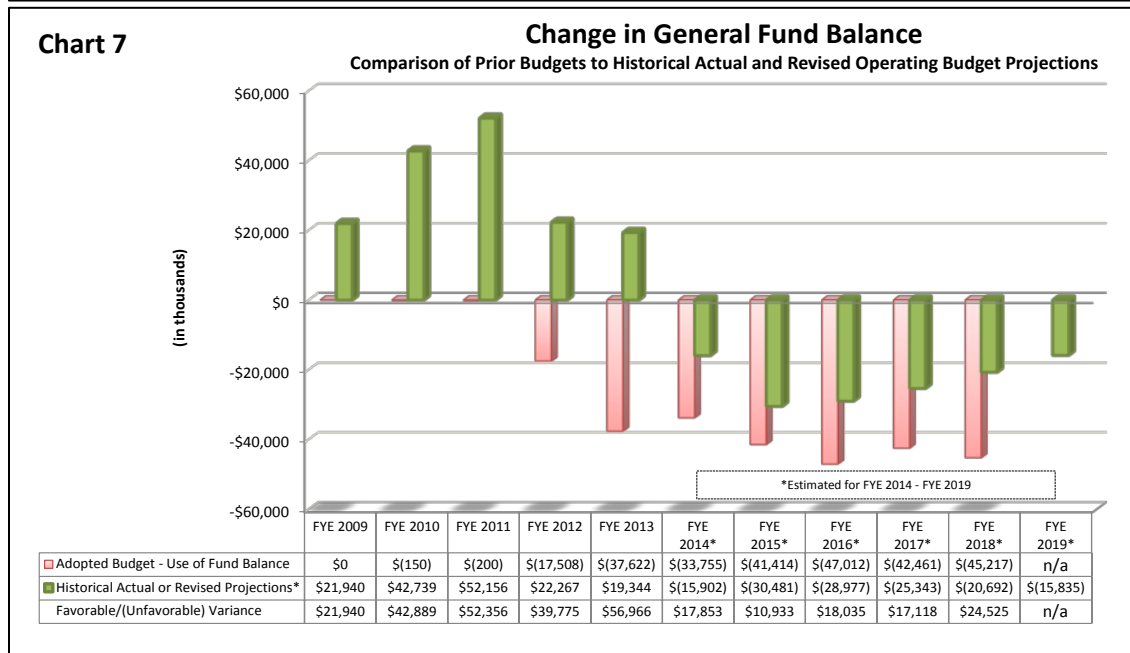


Chart 7 illustrates the historical and projected change in the level of total General fund balance resulting from operations. It compares the amount that was budgeted for use of fund balance against the actual results for historical years and against revised projected estimates. The estimate for FY 2014 is based on the second quarter forecast for operations and does not include potential future spending of non-budgeted restricted fund balances. The updated revised estimates for FY 2015 through FY 2019 is based on the Recommended Triennial Budget for FY 2015 – FY 2017 including the estimated amounts in the extended five-year forecast as shown in Table 1 at the end of this Budget Message Appendix.



INCREMENTAL CHANGES IN RETIREMENT & HEALTHCARE PLANS

1980's	1990's	2002 - 06	2007	2008 - 09	2010 - 2014
<p>1984 Discontinued longevity pay for new hires</p> <p>1985 Retiree healthcare vesting schedule lengthened for new hires</p> <p>1985 Sick days discontinued & replaced with personal days and disability insurance</p> <p>1987 Begin prefunding retiree healthcare obligations</p>	<p>1993 Early retirement incentive defined benefit</p> <p>1994 Defined benefit pension plan closed to new hires. Defined contribution plan offered</p> <p>1994 & 1998 Buy out offered to deferred retirees to waive future healthcare</p> <p>1995 Retiree healthcare vesting schedule lengthened for new hires; graduated schedule implemented</p> <p>1997 Healthcare contributions required for new hires</p>	<p>2002 / 2003 Early retirement incentive - defined benefit & defined contribution</p> <p>2003 Healthcare contributions required for all employees; 2-tiers</p> <p>2003 / 2004 Active & retirees moved to 3-tier prescription co-pay</p> <p>2006 Discontinued traditional retiree health benefits for new hires. Health Retirement Savings Account (HRSFA) offered.</p>	<p>2007 Buy-out offered to deferred retirees to waive future healthcare</p> <p>Raised co-pays & deductibles for active & retirees. Raised retiree prescription drug co-pays to equal active employees</p> <p>Hiring freeze begins</p> <p>Certificate of Participation (COPS) issued to fully fund retiree healthcare</p> <p>Employee wellness program begins</p>	<p>2008 Retirement incentive offered to employees currently eligible to retire</p> <p>New vendor for prescription coverage & Medicare Parts A & B</p> <p>Discontinue social security tax for PTNE. Replace with tax deferred retirement accounts</p> <p>2008 / 2009 Healthcare contributions of employees on lower tier match new employees</p> <p>2009 Prescription formulary changes</p> <p>Raised employee healthcare contributions</p>	<p>2010 Elimination of Deferred Compensation Match Program</p> <p>2013 Increased prescription drug co-pays for active and retirees</p> <p>Emergency room co-pay added to active & retiree health plans</p> <p>2013 / 2014 Refinancing of the Certificates of Participation (COPS) to lower interest rates; originally issued in July 2007 to fully fund retiree healthcare obligations</p>

Updated: February 2014

Chart 8

Oakland County controls fringe benefit costs over the long term by making incremental changes that when sustained over time produce significant savings. As a result, the fringe benefit rate for new hires has been greatly reduced. The fringe benefit rate for an employee hired after January 2006 is 26% lower than an employee hired prior to this date.

Chart 9
History of General Salary Changes

(Note: this chart will be updated when the Mercer Survey data becomes available in July 2014 and will be included in the published Adopted Budget.)

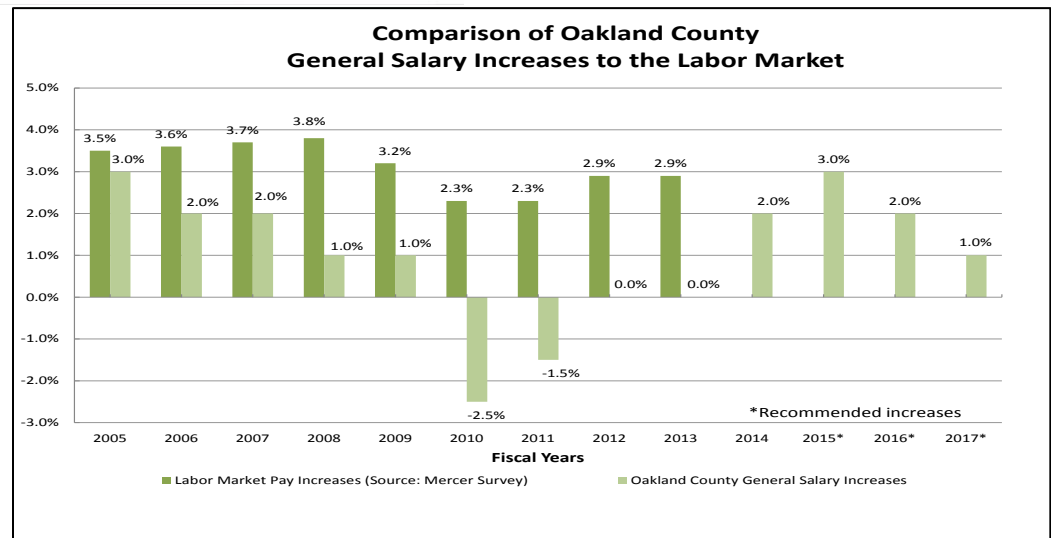


Table 1

OAKLAND COUNTY, MICHIGAN

Five Year Adopted Budget Forecast - General Fund / General Purpose

Controllable Account Category	FY 2015 Adopted Budget	FY 2016 Adopted Budget	FY 2017 Adopted Budget	FY 2018 Forecast	FY 2019 Forecast
Resources					
Property taxes	\$ 209,419,939	\$ 217,438,388	\$ 224,112,632	\$ 224,112,632	\$ 224,112,632
Federal Grants	565,647	565,647	565,647	565,647	565,647
State Grants	19,466,588	19,642,371	19,646,947	19,646,947	19,646,947
Other Intergovern. Revenues	21,367,871	27,163,395	27,163,395	27,163,395	27,163,395
Charges for Services	103,815,319	103,774,527	103,811,262	103,811,262	103,811,262
Indirect Cost Recovery	7,800,000	7,900,000	7,900,000	7,900,000	7,900,000
Contributions	168,240	168,240	168,240	168,240	168,240
Investment Income	1,864,900	1,864,900	1,864,900	1,864,900	1,864,900
Planned Use of Fund Balance	34,115,409	29,161,407	25,885,046	25,885,046	25,885,046
Other Revenues	428,800	428,800	428,800	428,800	428,800
Revenue - Subtotal	\$ 399,012,713	\$ 408,107,675	\$ 411,546,869	\$ 411,546,869	\$ 411,546,869
Transfers In	\$ 23,329,249	\$ 14,346,087	\$ 13,988,128	\$ 13,988,128	\$ 13,988,128
Total Available Resources Budgeted	\$ 422,341,962	\$ 422,453,762	\$ 425,534,997	\$ 425,534,997	\$ 425,534,997
Adjustments Impacting FY 2018 and FY 2019					
Estimated Increase in Property Tax Base				\$ 6,874,472	\$ 13,955,177
Deduct: Planned Use of Fund Balance				(25,885,046)	(25,885,046)
Total Adjustments				\$ (19,010,574)	\$ (11,929,869)
Revised Available Resource Estimates				\$ 406,524,423	\$ 413,605,128

Table 1 (continued)

OAKLAND COUNTY, MICHIGAN

Five Year Adopted Budget Forecast - General Fund / General Purpose

Controllable Account Category	FY 2015 Adopted Budget	FY 2016 Adopted Budget	FY 2017 Adopted Budget	FY 2018 Forecast	FY 2019 Forecast
Use of Resources					
Personnel					
Salaries	\$ 160,188,882	\$ 160,155,177	\$ 160,178,148	\$ 160,178,148	\$ 160,178,148
Fringe Benefits	97,095,647	97,101,438	97,133,310	97,133,310	97,133,310
	257,284,529	257,256,615	257,311,458	257,311,458	257,311,458
Operating Expenses					
Contractual Services	57,240,082	57,199,975	57,249,857	57,249,857	57,249,857
Non-Departmental	23,489,286	26,062,646	30,443,146	30,443,146	30,443,146
Commodities	7,404,628	7,405,184	7,405,867	7,405,867	7,405,867
Capital Outlay	253,995	253,995	253,995	253,995	253,995
	88,387,991	90,921,800	95,352,865	95,352,865	95,352,865
Internal Support					
Internal Services	52,896,191	57,039,227	57,163,098	57,163,098	57,163,098
	52,896,191	57,039,227	57,163,098	57,163,098	57,163,098
Transfers/Other Sources (Uses)					
Transfers Out	23,773,251	17,236,120	15,707,576	15,707,576	15,707,576
	23,773,251	17,236,120	15,707,576	15,707,576	15,707,576
Total Use of Resources - Budgeted	\$ 422,341,962	\$ 422,453,762	\$ 425,534,997	\$ 425,534,997	\$ 425,534,997
Adjustments Impacting FY 2018 and FY 2019					
Employee Compensation (Salaries and Benefits)				\$ 2,226,156	\$ 4,452,312
Total Adjustments				\$ 2,226,156	\$ 4,452,312
Revised Use of Resources - Estimate				\$ 427,761,153	\$ 429,987,309
OPERATING SURPLUS / (SHORTFALL)				\$ (21,236,730)	\$ (16,382,181)

GENERAL INFORMATION

**COUNTY OF OAKLAND
FISCAL YEAR 2015 BUDGET
GENERAL APPROPRIATIONS ACT**

MISCELLANEOUS RESOLUTION #14224

BY: Finance Committee, Tom Middleton, Chairperson

IN RE: FISCAL YEAR 2015 GENERAL APPROPRIATIONS ACT AND 2015 COUNTY GENERAL PROPERTY TAX RATES

To the Oakland County Board of Commissioners

Chairperson, Ladies and Gentlemen:

WHEREAS in accordance with the provisions of Public Act 139 of 1973, the Unified Form of County Government Act, and Public Act 621 of 1978 (as amended by P.A. 493 of 2000), the Uniform Budgeting and Accounting Act for Local Government, it is the responsibility of the Oakland County Board of Commissioners to establish and adopt the annual County Budget and work program; and

WHEREAS the Finance Committee received budget requests from all County Departments, and has reviewed in detail the County Executive's Fiscal Year 2015 Budget Recommendation; and

WHEREAS the Finance Committee, after due deliberation, has formulated a Recommended General Appropriations Act balancing total appropriations with available resources at \$799,779,956 for Fiscal Year 2015, a summary of which was included in the Notice of Public Hearing published in newspapers of general circulation; and

WHEREAS the further intent of this resolution is to maintain a budgetary system for the County of Oakland on the same basis of accounting (generally accepted accounting principles) as the actual financial information is maintained; to define the powers and duties of the County's officers in relation to that system; to designate the Chief Administrative Officer and Fiscal Officer; and to provide that the Board of Commissioners and committees thereof, as well as the Fiscal Officer, shall be furnished with information by the departments, boards, commissions and offices relating to their financial needs, revenues and expenditures/expenses, and general affairs; to prescribe a disbursement procedure, to provide for an allotment system; and to provide remedies for refusal or neglect to comply with the requirements of this resolution; and

WHEREAS the Circuit Court Mediation Fund (Miscellaneous Resolution #90177) is used to cover the total cost of Attorney Mediators, with the balance to be used for enhancement of Court operations as requested by the Court and approved by the Board of Commissioners; and

WHEREAS the Board of Commissioners supports the concept of cultural diversity training for Oakland County employees and requires all supervisory, division manager and director level employees to attend cultural diversity training.

NOW THEREFORE BE IT RESOLVED the Oakland County Board of Commissioners does hereby adopt and amend the Fiscal Year 2015 General Appropriations Act recommended by the Finance Committee as advertised and placed in the Clerk's Office for public inspection.

BE IT FURTHER RESOLVED that \$48,000 of Cigarette Tax Revenue distributed by the State to Oakland County under the authority of the Health and Safety Fund Act, P.A. 264 of 1987, be divided between the Health Division (12/17 or \$34,080) and the Sheriff's Department (5/17 or \$13,920).

BE IT FURTHER RESOLVED that funds from the Civil Mediation Account (10100-240201) be utilized to cover the total costs incurred in Fiscal Year 2015 for the Civil Mediation Program.

BE IT FURTHER RESOLVED that the following policy be established regarding administration of the Delinquent Tax Revolving Fund:

- 1) The Delinquent Tax Revolving Fund (DTRF) was established in accordance with the provisions of Public Act 206 of 1893 (as amended) for the purpose of paying local taxing units within the County their respective shares of delinquent ad valorem real property taxes, in anticipation of the collection of those taxes by the County Treasurer. This policy statement, which encompasses the precept of self-funding, ensures that utilization of unrestricted DTRF funds does not impair the functional intent or operational success of the DTRF as originally established.
- 2) To that end, at no time shall funds be diverted from the DTRF that would cause the unrestricted balance to fall below a level that would assure a prompt payment of all current and future outstanding General Obligation Limited Tax Notes, as well as assure the continued operation of the DTRF as specified in the preceding paragraph.
- 3) Penalties and investment interest generated by the DTRF may be transferred, in whole or in part, to the General Fund of the County upon majority vote of the Board of Commissioners so long as such transfer(s) meets the provisions of paragraph #2 above.
- 4) Any and all appropriations from unrestricted DTRF funds, excepting penalties and investment interest, shall be limited to one-time expenditures, as opposed to recurring operations.
- 5) Unless otherwise specified, appropriations from the DTRF shall be considered long- or short-term advances (with specific time frames detailed in the authorizing resolution), to be repaid with interest as specified below.
- 6) Any appropriations from unrestricted DTRF funds, excepting penalties and investment interest, not considered advances to be repaid within a time certain shall require a two-thirds majority vote of the Board of Commissioners.
- 7) All appropriations from unrestricted DTRF funds considered to be advances to be repaid within a time certain shall require a majority vote of the Board of Commissioners.
- 8) Terms and conditions of any and all advances from the DTRF shall be specified in the authorizing resolution, including interest obligations detailed as follows:
 - a. Interest on each payment will be based on the average monthly rate paid during the term of the agreement by the agent of the DTRF for that year's outstanding borrowing, or

- b. In the event no borrowing occurs for the DTRF, principal and interest payments will be made in accordance with the previously established "Loan of County Funds Policy" (Miscellaneous Resolution #89276) which requires Board approval of repayment terms at an interest rate no less than the prevailing six-month Treasury Bill rate and that such rates shall be computed and compounded quarterly.

BE IT FURTHER RESOLVED that \$10,800,000 in DTRF interest earnings will be transferred to the General Fund to support General Fund/General Purpose activities.

BE IT FURTHER RESOLVED that an indirect cost charges will be billed by the General Fund to the DTRF, in accordance with Oakland County's approved Central Services Indirect Cost Allocation Plan.

BE IT FURTHER RESOLVED that \$1,820,000, or one-half of the \$3,640,000 convention facility tax revenues distributed by the State to Oakland County under the authority of the State Convention Facility Development Act, P.A. 106 of 1985, be earmarked for substance abuse programs.

BE IT FURTHER RESOLVED that the Oakland County Board of Commissioners, in accordance with the requirements of Public Act 214 of 1899, as amended, authorizes that .0004 mills Current Property Tax Levy be designated for the purpose of funding Veterans' Services Soldier Relief.

BE IT FURTHER RESOLVED that each Supervisor of the various townships and Assessing Officers of the several cities of Oakland County are authorized and directed to spread on their respective township of city tax rolls for the year 2015 a County General Property Tax Levy of 4.1900 Mills to be applied to the 2015 Taxable Value of all property located within their respective jurisdictions.

BE IT FURTHER RESOLVED that the Manager - Equalization perform the function of Equalization Director including the examination of the assessment rolls of the several townships and cities within Oakland County to ascertain whether the real and personal property in the respective townships and cities has been equally and uniformly assessed at 50% of true cash value and to make recommendation to that fact to the County Board of Commissioners.

BE IT FURTHER RESOLVED that:

1. The County Executive is hereby designated the Chief Administrative Officer of the County of Oakland and, further, that the Director of Management and Budget shall perform the duties of the Fiscal Officer as specified in this resolution.
2. The Fiscal Officer shall provide an orientation session and written instructions for preparing department budget requests. These instructions shall include information that the Fiscal Officer determines to be useful and necessary to assure that the budgetary estimates of the agencies are prepared in a consistent manner and the needs of the Board of Commissioners and Committees are met.
3. Any offices, departments, commissions and boards of the County of Oakland financed in whole or in part by the County of Oakland shall transmit to the Fiscal Officer their estimates of the amounts of money required for each activity in their respective agencies, as well as their estimate of revenues that

will be generated from charges for services. They shall also submit any other information deemed relevant by the Fiscal Officer and/or the Board of Commissioners and committees thereof.

4. The Fiscal Officer shall prescribe forms to be used by the offices, departments, commissions and boards of the County of Oakland in submitting their budget estimates and shall prescribe the rules and regulations the Fiscal Officer deems necessary for the guidance of officials in preparing such budget estimates. The Fiscal Officer may require that the estimates be calculated on the basis of various assumptions regarding level of service. The Fiscal Officer may also require a statement for any proposed expenditure and a justification of the services financed.
5. The Fiscal Officer shall prepare estimates of revenue for each budgeted fund, classified to show in detail the amount expected to be received from each source. Estimates of expenditures and revenues shall also be classified by character, object, function and activity consistent with the accounting system classification.
6. The Fiscal Officer shall review the agency estimates with a representative from each agency of the County of Oakland that has submitted such estimates. The purpose of the review shall be to clarify the estimates, ensure the accuracy, and to determine their adherence to the policies previously enumerated by the Fiscal Officer and the Board of Commissioners or committees thereof as herein required.
7. The Fiscal Officer shall consolidate the estimates received from the various agencies together with the amounts of expected revenues and shall make recommendations relating to those estimates which shall assure that the total of estimated expenditures including an accrued deficit does not exceed the total of expected revenues including an unappropriated surplus.
8. The recommended budget shall include at least the following:
 - (a) Expenditure data for the most recently completed fiscal year and estimated expenditures, or amended budget, for the current fiscal year,
 - (b) An estimate of the expenditure amounts required to conduct, the government of Oakland County, including its budgetary centers,
 - (c) Revenue data for the most recently completed fiscal year and estimated revenues, or amended budget, for the current fiscal year,
 - (d) An estimate of revenues, by source, to be raised or received by Oakland County in the ensuing fiscal years,
 - (e) The amount of surplus or deficit from prior fiscal years, together with an estimate of the amount of surplus or deficit expected in the current fiscal year,
 - (f) An estimate of the amount needed for deficiency, contingent or emergency purposes and the amounts needed to pay and discharge the principal and interest of the debt of Oakland County due in the ensuing fiscal years,
 - (g) The amount of proposed capital outlay expenditures, except those financed by enterprise, capital projects, or internal service funds,

including the estimated total costs and proposed method of financing of each capital construction project and the projected additional annual operating cost and the method of financing the operating costs of each capital construction project for three (3) years beyond the fiscal year covered by the budget,

- (h) An informational summary of projected revenues and expenditures/expenses of any capital projects, internal service, and enterprise funds,
- (i) A comparison of the revenue and expenditure amounts in the recommended budget to the most recently approved budget-adopted by the Board of Commissioners with appropriate explanation of the variances,
- (j) Any other data relating to fiscal conditions that the Fiscal Officer or the Board of Commissioners or committees thereof consider to be useful in evaluating the financial needs of the County.

9. Not less than ninety (90) days before the next succeeding fiscal year, the County Executive shall transmit the recommended budget to the County Board of Commissioners. The recommended budget shall be accompanied by:

- (a) A proposed general appropriations measure, consistent with the budget, which shall set forth the anticipated revenue and requested expenditure/expense authority in such form and in such detail deemed appropriate by the Board of Commissioners or committees thereof. No appropriations measure shall be submitted to the Board of Commissioners in, which estimated total expenditures/expenses, including an accrued deficit, exceed estimated total revenues, including an available surplus.
- (b) A budget message which shall explain the reasons for increases or decreases in budgeted items compared with the current fiscal year, the policy of the County Executive as it relates to important budgetary items, and any other information that the County Executive determines to be useful to the Board of Commissioners in its consideration of proposed appropriations.
- (c) A comparison of the recommended budget to the most recently approved current year budget, together with an analysis and explanation of the variances there from, such variances being divided to show the portion attributable to the current year budget amendments and the portion resulting from the recommended budget.

10. The County Board of Commissioners, or any committee thereof, may direct the County Executive and/or other elected officials to submit any additional information it deems relevant in its consideration of the budget and proposed appropriations measure. The Board of Commissioners or the committees thereof may conduct budgetary reviews with the Fiscal Officer, and/or County departments and divisions or agencies, etc., for the purpose of clarification or justification of proposed budgetary items.

11. The County Board of Commissioners may revise, alter, or substitute for the proposed general appropriations measure in any way, except that it may not

change it in a way that would cause total appropriations, including an accrued deficit, to exceed total estimated revenues, including an unappropriated surplus. An accrued deficit shall be the first item to be resolved in the general appropriations measure.

12. The County Board of Commissioners shall fix the time and place of a public hearing to be held on the budget and proposed appropriations measure. The Clerk/Register shall then have published, in a newspaper of general circulation within the County of Oakland, notice of the hearing and an indication of the place at which the budget and proposed appropriations measure may be inspected by the public. This notice must be published at least seven days before the date of the hearing.
13. No later than September 30, the Board of Commissioners shall pass a general appropriations measure providing the authority to make expenditures and incur obligations on behalf of the County of Oakland. The supporting budgetary data to the general appropriations measure shall include at least the following:
 - (a) Expenditure data for the most recently completed fiscal year,
 - (b) The expenditures budget as originally adopted by the Board of Commissioners for the current fiscal year,
 - (c) The amended current year appropriations,
 - (d) An estimate of the expenditure amounts required to conduct, the government of Oakland County, including its budgetary centers,
 - (e) Revenue data for the most recently completed fiscal year and estimated revenues, or amended budget, for the current fiscal year,
 - (f) Budgeted revenue estimates as originally adopted by the Board of Commissioners for the current fiscal year,
 - (g) The amended current year Budgeted revenues,
 - (h) An estimate of revenues, by source, to be raised or received by Oakland County in the ensuing fiscal year,
 - (i) The amount of surplus or deficit from prior fiscal years, together with an estimate of the amount of surplus or deficit expected in the current fiscal year,
 - (j) An estimate of the amount needed for deficiency, contingent on emergency purposes, and the amounts needed to pay and to discharge the principal and interest of the debt of Oakland County due in the ensuing fiscal year,
 - (k) The amount of proposed capital outlay expenditures, except those financed by enterprise, capital project, or internal service funds, including the estimated total costs and proposed method of financing of each capital construction project and the projected additional annual operating cost and the method of financing the operating costs of each capital construction project for three (3) years beyond the fiscal year covered by the budget,
 - (l) An informational summary of projected revenues and expenditures/expenses of capital projects, internal service, and enterprise funds,

- (m) Any other data relating to fiscal conditions that the Board of Commissioners considers to be useful in considering the financial needs of the County,
- (n) Printed copies of the Board of Commissioners Adopted Budget, Financial Plan or any facsimile thereof shall contain all of the above data unless otherwise approved by the Board of Commissioners,

14. The Board of Commissioners may authorize transfers between appropriation items by the County Executive or Fiscal Officer within limits stated in the appropriations measure. In no case, however, may such limits exceed those provided for in paragraph #22 and #23 of this resolution.
15. A deviation from the original general appropriations measure shall not be made without first amending the general appropriations measure through action by the Board of Commissioners, except within those limits provided for in paragraph #16 of this resolution.
16. Appropriations accumulated at the following three summary levels of expenditure within each County Department will be deemed maximum authorization to incur expenditures: Personnel Expenditures, Operating Expenditures, and Internal Support Expenditures. The County Executive or the Fiscal Officer shall exercise supervision and control of all budgeted expenditures within these limits, holding expenditures below individual line-item appropriations or allowing overruns in individual line-items providing that at no time shall the net expenditures exceed the total appropriation for Personnel and Operating Expenses, respectively, for each department as originally authorized or amended by the Board of Commissioners. Further, Personnel Expenses are authorized only for positions specifically authorized pursuant to this Act as adopted and amended by Board of Commissioner resolution, and appropriated overtime, holiday overtime, on-call pay, shift premium summer help, emergency salaries, and any adjustments required by collective bargaining agreements. The Fiscal Officer shall submit to the Finance Committee a quarterly listing of new governmental funded appropriations and internal service fund line items created administratively which were not properly classifiable. Line-item detail, division, unit or cost center detail and allotments, which provide a monthly calendarization of annual appropriations, as deemed necessary by the Fiscal Officer shall be maintained and utilized as an administrative tool for management information and cost control. The Fiscal Officer shall not approve any expenditure beyond that necessary to accomplish stated program or work objectives authorized in the general appropriation measure as originally approved unless amended, in which case the amendment takes precedence.
17. In order to amend the General Appropriations Act the amendment must specifically identify the fund, department, division, unit, program and account affected by the amendment. Additionally, if the amendment increases an appropriation, the source of funding for that additional appropriation, whether an increase in revenue or an offsetting decrease in expenditure, must be presented as part of the amendment.
18. The Fiscal Officer shall maintain, for all budgeted funds, appropriation ledger accounts in which are to be recorded such expenditure encumbrances and obligations for the future payment of appropriated funds as the Fiscal Officer may approve.

19. Each purchase order, voucher or contract of Oakland County shall specify the funds and appropriation designated by number assigned in the accounting system classification from which it is payable and shall be paid from no other fund or appropriation. The necessary amount of the appropriation from such account shall be transferred pursuant to the provisions of this resolution to the appropriate general appropriation account and the expenditure then charged thereto.
20. No obligation shall be incurred against, and no payment shall be made from, any appropriation account unless there is a sufficient unencumbered balance in the appropriation and sufficient funds are or will be available to meet the obligation. All capital projects funded from the Capital Improvement Fund shall require approval of the Board of Commissioners on recommendation of the appropriate liaison committee (Planning and Building Committee) prior to initiation of the project. Any obligation incurred or payment authorized in violation of this resolution shall be void and any payment so made illegal except those otherwise ordered by court judgment or decree.
21. The Fiscal Officer, after the end of each quarter, shall transmit to the Board of Commissioners a report depicting the financial condition of budgeted operations, including, but not limited to:
 - (a) A forecast of actual revenues by major source compared with budgeted revenues accompanied by an explanation of any significant variances,
 - (b) A forecast of actual expenditures and encumbrances by department compared with authorized appropriations accompanied by an explanation of any significant variances, and
 - (c) A forecast of actual expenditures, encumbrances and transfers from each of the several non-departmental appropriations accounts compared with authorized appropriations accompanied by an explanation of any significant variances.
22. Direct expenditure and/or transfers of any unencumbered balance or any portion thereof in any appropriation for transfer account to any other appropriations account may not be made without amendment of the general appropriation measure as provided for in this resolution, except that transfers within and between budgeted funds and departments may be made by the Fiscal Officer in the following instances:
 - (a) Transfers may be made from the non-departmental overtime account and fringe benefit adjustment account to the appropriate departmental budget as specific overtime requests are reviewed and approved by the Fiscal Services Division. Additionally, overtime appropriations may be transferred between divisions within a department at the request of the Department Head, if authorized by the Fiscal Officer or his/her designee.
 - (b) Transfers may be made from the non-departmental appropriation accounts for Maintenance Department Charges and Miscellaneous

Capital Outlay to the appropriate departmental budget as specific requests for these items are reviewed and approved by the Fiscal Officer or his/her designee.

- (c) Transfers may be made from the non-departmental appropriation accounts Emergency Salaries and Summer Help as specific requests for these items are reviewed and approved by the Human Resources Department.
- (d) Transfers may be made from salary and fringe benefit savings, resulting from use of Merit System Administrative Leave without Pay provisions, from departmental budgets to a non-departmental Administrative Leave account. Quarterly reports identifying such transfers and detailing the status of the non-departmental Administrative Leave account shall be provided to the appropriate Board committees.
- (e) Fringe benefit rates shall be established annually in the budget process to charge all General Fund/General Purpose, Special Revenue and Proprietary funds for actual employer fringe benefit costs. Such rates shall be sufficient to meet all fringe benefit costs including sick leave and annual leave accumulations, tuition reimbursement, employee training, retirees' medical, required debt service on the Intermediate Retiree Medical Benefit Trust established pursuant to M.R. 07147, and retirement administration. All funds collected for Retirement, Tuition Reimbursement, Social Security (FICA), Medical for active and retired employees, Disability, Dental, Optical, and Life and Accident Insurance shall be transferred to the Employee Fringe Benefit Fund as established by Miscellaneous Resolution #81-312. Sufficient funds shall be maintained in the Employee Fringe Benefit Fund liability account for sick leave and annual leave to cover the accumulated liability at an amount equal to 50% of the sick leave accumulation and 100% of the annual leave accumulation, including applicable Social Security (FICA) taxes thereon. All funds collected by Workers' Compensation and Unemployment Compensation shall be transferred to the Fringe Benefit Fund as established by Miscellaneous Resolution #81-012 and modified by Miscellaneous Resolution #96-024.
- (f) The transfer of funds to the Capital Improvement Fund and Building Fund shall not be made prior to September 30, without approval from the Finance Committee of the Board of Commissioners.
- (g) Transfers (advances) may be made as necessary from the Drain Revolving Fund to Drain Construction Funds and Drain Maintenance Funds as short term advances for costs incurred such as preliminary engineering fees and ongoing maintenance costs. Costs incurred by Drain Maintenance Funds and Drain Construction Funds will be repaid by the Drain Fund through assessments. Specific requests will be reviewed and approved by the Fiscal Officer or his/her designee.
- (h) A transfer of any or all of the appropriation allocated under the Non-Departmental account for Legislative Expense (#10100-9090101-

196030-731080) shall not be made to any departmental budget without adoption of an Oakland County Board of Commissioners resolution.

23. The Board of Commissioners may make supplemental appropriations by amending this general appropriations measure as provided by this resolution, provided that revenues in excess of those anticipated in the original general appropriations measure become available due to:
- (a) An unobligated surplus from prior years becoming available;
 - (b) Current year revenue exceeding original estimate in amounts sufficient enough to finance increased appropriations. The Board of Commissioners may make a supplemental appropriation by increasing the dollar amount of an appropriation item in the original general appropriations measure or by adding additional items. At the same time the estimated amount from the source of revenue to which the increase in revenue may be attributed shall be increased, or other source and amount added in a sum sufficient to equal the supplemental expenditure amount. In no case may such appropriations cause total estimated expenditures, including an accrued deficit, to exceed total estimated revenues, including an unappropriated surplus.
24. Whenever it appears to the County Executive or the Board of Commissioners that actual and probable revenues in any fund will be less than the estimated revenues upon which appropriations from such fund were based, the County Executive shall present to the Board of Commissioners recommendations which, if adopted, will prevent expenditures from exceeding available revenues for the current fiscal year. Such recommendations shall include proposals for reducing appropriations, increasing revenues, or both. After receiving the recommendations of the County Executive for bringing appropriations into balance with estimated revenues, the Board of Commissioners shall amend the general appropriations measure to reduce appropriations or shall approve such measures necessary to provide revenues sufficient to equal appropriations, or both.
25. All appropriations are annual and the unexpended portion shall lapse at year-end. Encumbrances and appropriations carried forward shall be recorded as an assigned fund balance, and the subsequent year's budget amended to provide authority to complete these transactions. Appropriations shall not be carried forward for more than six (6) months into the budget year following the year in which they were originally appropriated. A status report on Appropriations Carried Forward, as required by Miscellaneous Resolution #93-156, will be incorporated as an integral part of the ensuing year's Second Quarter Financial Forecast for the purposes of determining their continuation for the remainder of the year. The recommended year-end budget amendment shall be supported with a statement of revenues and expenditures and operating surplus or deficit which shall contain the following data: (1) budget as adopted; (2) budget amendments; (3) budget as adjusted; (4) revenues and expenditures, operating surplus or deficit; (5) accrued revenue and expenditures; (6) transfers; (7) total revenues and expenditures and transfers, operating surplus or deficit, including accruals and transfers; (8) encumbrances; (9) appropriations carried forward; (10) total revenues and appropriations utilized, operating surplus or deficit, including encumbrances

and appropriations carried forward; (11) balance of revenues not collected, unencumbered appropriation balance, operating surplus or deficit; (12) detail of adjustments to designated and undesignated fund balance, detail of adjustment to reserves and/or any other utilization of surplus; (13) final surplus or deficit or undesignated fund balance carried forward to the subsequent year's budget.

26. A member of the Board of Commissioners, the County Executive, any elected officer, the Fiscal Officer, any other administrative officer or employee of Oakland County shall not: (1) create a debt, incur a financial obligation on behalf of the County against an appropriation account in excess of the amount authorized, (2) apply or divert money of the County for purposes inconsistent with those specified in this general appropriations measure as approved and amended by the Board of Commissioners, nor (3) forgive a debt or write off an account receivable without appropriate authorization of the Board of Commissioners, as described in Miscellaneous Resolution #93-135 (Bad Debt Write-Off Policy) and Miscellaneous Resolution #12-048 (Short Sale Policy). Specifically, application of the foregoing Bad Debt Write-Off Policy shall be invoked for all amounts in excess of \$1,000; transactions of a lesser amount shall be considered within the administrative authority of the Fiscal Officer or his/her designee. Application of the foregoing Short Sale policy may be invoked to allow the County to consider less than the balance owed on an Oakland County home improvement loan in a proposed sale of property, unless prohibited by Federal Regulations, as determined by the Manager of the Oakland County Community and Home Improvement Division or his/her designee. Furthermore, the Fiscal Services Division must submit to the Board of Commissioners, as part of the quarterly financial report, a listing of all bad debt write offs (including short sales) occurring during the preceding three months. In addition, transactions relating to Inmate Prisoner Billings which are billed in excess of ability to pay, as determined by the Fiscal Services Division, are hereby authorized to be adjusted in accordance with Public Act 212 of 1994 with the resultant amount of the write-off subsequently reported to the Board of Commissioners as part of the Quarterly Financial Report. Also, within the administrative authority of the Fiscal Officer and with the general approval of the Court, Circuit Court and Probate Court financial orders for \$2,500 or less may be reduced and amended by the Fiscal Services Division based on an individual's ability to pay. Waiver of fees in excess of \$2,500 shall require the approval of the Court. Except as otherwise stated in the General Appropriations Act, funds shall not be expended without specific appropriation or other appropriate action by the Board of Commissioners from reserved, designated or undesignated fund equity; from balance sheet accounts for the purchase of fixed assets not cited in paragraph 26 of the General Appropriations Act, non-routine prepaid items or non-routine obligations related to a specific appropriation; or from funds not budgeted.
27. All Internal Service Fund budgets that have depreciable assets shall have a capital budget with detail supporting the amount of annual depreciation therein included, as well as a fiscal plan for replacing, upgrading or disposing of those assets.
28. The budgetary system shall be maintained on the same basis of accounting (generally accepted accounting principles) as the actual financial information is maintained.

29. Any violation of the general appropriations measure by the County Executive, the Fiscal Officer, any administrative officer, employee or member of the Board of Commissioners detected through application of generally accepted accounting procedures utilized by Oakland County or disclosed in an audit of the financial records and accounts of the County shall be filed with the State Treasurer and reported by the State Treasurer to the Attorney General. Pursuant to Public Act 621 of 1978, the Uniform Budgeting Act, the Attorney General shall review the report and initiate appropriate action against the person or persons in violation. For use and benefit of the County of Oakland, the Attorney General or Prosecuting Attorney may institute a civil and/or criminal action in a court of competent jurisdiction for the recovery of County funds disclosed by an examination to have been illegally expended or collected as a result of malfeasance, and for the recovery of public property disclosed to have been converted or misappropriated.
30. The provisions of this act shall be applied to the General Fund and all Special Revenue and Proprietary Funds of the County, including Enterprise Funds and Internal Service Funds.

BE IT FURTHER RESOLVED that as a condition of continuing debt covenants the Department of Management and Budget and Treasurer's Office are hereby directed to take any and all ministerial actions that may be necessary to facilitate the payment of the principal and interest on all debt obligations that have been authorized through separate action by the Board of Commissioners and the payment of all other obligations.

FINANCE COMMITTEE



Tom Middleton, Chairperson



FY 2015 - FY 2017 BUDGET FINANCIAL / BUDGETARY INFORMATION

I. FORM OF GOVERNMENT

Oakland County is organized under the authority of Michigan Public Act 139 of 1973 (as amended by Public Act 493 of 2000) the optional Unified Form of County Government Act. Policy formulation is a function of the twenty-one member Board of Commissioners, a partisan elected-body representing equally populated districts and serving a two-year term. Administrative responsibilities are a function of the County Executive, an elected official serving a four-year term. The Executive has veto authority over Board action, which requires a two-thirds majority vote to override.

II. ORGANIZATION AND FINANCIAL STRUCTURE

The County Budget is prepared in such a way as to maintain accountability both by programmatic cost center and by source of funds. Organizationally, the budget parallels the service delivery structure of Oakland County government including the following programs and departments:

Administration of Justice

Circuit Court
District Court
Probate Court

Law Enforcement

Sheriff
Prosecutor

General Government

Clerk/Register
Treasurer
Water Resources Commissioner
Board of Commissioners
Parks and Recreation

County Executive

Administration
Management & Budget
Central Services
Facilities Management
Human Resources
Health and Human Services
Public Services
Information Technology
Economic Development and Community Affairs

Non-Dept. Appropriations

The County's financial resources are budgeted by two major categories: General Fund/General Purpose and Special Revenue & Proprietary Funds. The former includes:

- General Fund
- Child Care Fund
- Social Welfare Foster Care Fund

Special Revenue & Proprietary Funds include all Grant Funds, Internal Service Funds, and Enterprise Funds.

Revenues are further categorized by Taxes, Federal Grants, State Grants, Other Intergovernmental Revenues, Charges for Services, Investment Income, Contributions, Indirect Cost, Other Revenues and Transfers In.

Expenditures are controlled at the Department level by three appropriation categories:

- Personnel Expenditures
- Operating Expenditures
- Internal Support Expenditures (Internal Service Funds)

III. BASIS OF ACCOUNTING

The accounting records of the County are maintained according to Generally Accepted Accounting Procedures (GAAP) as pronounced by the Government Accounting Standards Board (GASB) and its predecessors. Specifically, the County uses a modified accrual basis of accounting for the General Fund, Special Revenue Funds, Debt Service Funds, and Capital Projects Funds. A full accrual basis of accounting is used for Enterprise Funds, Internal Service Funds, Agency Funds, and Pension Trust Funds.

In general, under the modified accrual accounting, revenues are recognized when they are available to pay obligations of the fiscal period, and expenditures are recognized when they are due and able to be paid from available resources. The budget is prepared in conjunction with the modified accrual accounting policies practiced by Oakland County.

IV. FUND DESCRIPTIONS

Following Generally Accepted Accounting Principles (GAAP), Oakland County budgets and accounts for financial activities by fund. A fund is a self-balancing set of accounts, recording cash and other financial resources together with all related liabilities and balances, which are segregated for the purpose of carrying out specific activities. All County financial activity is recorded in one of nine fund types: General Fund/General Purpose, Special Revenue, Debt Service, Capital Project, Enterprise, Internal Service, Investment Trust, Pension Trust and Agency.

County financial activity is recorded in one of these fund types, but not all fund types are included in the budget, e.g., authorized for expenditure. However, those funds which are included in the Oakland County Budget fall into two main categories. The first category is General Fund/General Purpose, which includes the General Fund as well as two (2) Special Revenue Funds: Child Care Fund and Social Welfare/Foster Care Fund. These two (2) particular Special Revenue Funds are titled "General Purpose" because it is the County's intention to make up any revenue shortfall with General Fund monies. The second category includes all the other Special Revenue Funds as well as the Proprietary Funds. The fund types whereby County financial activity is recorded, but not budgeted are Capital Projects Fund, Debt Service Fund, and Fiduciary Funds.

GENERAL FUND/GENERAL PURPOSE FUNDS

The General Fund/General Purpose operations are those supported by the County property tax levy and fees generated by activities supported by the property tax levy. Included in this category is the General Fund, which covers all activity not specifically assigned to any other fund, and those Special Revenue Funds where the General Fund has pledged to cover all expenditures not covered by individual fund revenue. The Board of Commissioners exercises their greatest level of discretion over the level of appropriation and activity within these funds.

General Fund is used to account for all County financial activity that is not specifically assigned to any other fund. It is the primary vehicle by which the property tax levy is used to provide services. Unless otherwise noted, the General Fund is the sole resource for all governmental funded activity.

Child Care Fund is used to account for activity related to the placement of children in foster care homes and for the detention of children at Children's Village as ordered by Circuit/Family Court. The existence of this separate fund is required by the Michigan Social Welfare Act and assists in obtaining Child Care reimbursement from the Michigan Department of Human Services. The organizations supported by this fund include portions of the Health and Human Services Administration Division, Children's Village, and the Circuit Court's Family Division.

Social Welfare Foster Care Fund is used to reimburse agencies and individuals for board and care expenditures of foster care children awaiting adoption, under the supervision of the State Department of Human Services. Partial reimbursement of these expenditures is received from the State of Michigan. A portion of the Health and Human Services Administration Division is supported by this fund.

SPECIAL REVENUE AND PROPRIETARY FUNDS

Special Revenue and Proprietary Funds form a composite category which includes all fund types not primarily supported by the County property tax levy. Included in this designation are Special Revenue Funds, including Grants, as well as Proprietary Funds defined as Internal Service or Enterprise.

SPECIAL REVENUE FUNDS

Special Revenue funds are used to account for proceeds of specific revenue sources that are legally restricted to expenditures for specified purposes such as special assessment revenues, non-capital grants, and other earmarked revenues not included within other fund categories.

Special Revenue - Grants

The County has several separate grants budgeted in FY 2015 - FY 2017. Obviously, such a large number precludes listing and describing all the applicable funds. Below please find the list of grants by category.

The Multi-Organizational Grants Fund - accounts for costs in the following grants:

- Community Corrections, which uses State funds to increase utilization of community-based sanctions and services for nonviolent offenders.
- Juvenile Accountability Block Grant (JABG), which utilizes federal and county funds to develop programs to promote greater accountability in the juvenile justice system.
- Justice Assistance Grant (JAG) provides state and local governments funding to support a broad range of activities to prevent and control crime, and to improve the criminal justice system.
- Energy Efficiency Conservation Block Grant (EECBG)

The Workforce Development Grants Fund - accounts for costs to provide employment services to individuals who are unemployed, physically or economically disadvantaged, or transitioning from school to employment. Costs include training, education, and transportation, funded through state and federal grants.

The Law Enforcement Grants Fund - consists of grants used to record costs of various law enforcement programs utilizing federal, state, and local funds.

The Housing and Community Development Fund - accounts for block grants received from the U.S. Department of Housing and Urban Development for the use of low to moderate-income home improvement loans, municipal projects, and homeless-assistance projects, including counseling. The Neighborhood Stabilization Program is also included.

The Human Service Grants Fund - accounts for the cost of various health-related/grant-funded programs.

The Other Grants Fund - consist of grants whereby the function does not relate specifically to one of the other areas. They include:

- Grant for Clerk/Register of Deeds' Survey/Remonumentation consisting of state funds to locate, verify, replace, or reposition government sector corners and quarter corners within the County, per Public Act 345 of 1990.
- Grants for programs such as Arts, Culture and Film, Animal Control, Domestic Preparedness Equipment, Homeland Security grants and Economic Development grants.

The COPS (Community Oriented Policing Services) More Grant Fund - accounts for federal and state funding to help police departments become more efficient by providing funds for technology, equipment and the support resources that will allow officers to spend more time engaged in community policing activities.

The Judicial Grants Fund - accounts for drug court programs through Oakland County Circuit and 52nd District Courts.

The Oakland Brownfield Initiative Fund - is used to account for grant revenue and administration/management costs incurred in assisting the redevelopment of tax reverted properties through Brownfield Cleanup Revolving Loan Fund programs.

The MI Child Fund - accounts for monies received from the state (based on the number of participants in the program) to be used for Oakland County's MI Child Program.

Special Revenue – Other

The Register of Deeds Automation Fund - is used to account for revenues from additional fees as authorized by the State of Michigan to allow for technology improvements in Clerk/Register of Deeds offices.

The Social Welfare Fund - is used to account for payments made to General Assistance recipients through the Oakland County Office of the Michigan Family Independence Agency. The State of Michigan, in turn, reimburses Oakland County for the disbursements. This fund is not included in the County's budget.

The County Veterans' Trust Fund - is used to account for revenue earmarked for aid to needy veterans.

The Waste Resource Management Fund - is used to account for administrative costs associated with Brownfield plans.

Oakland Enhancement Fund – is used to account for revenue received from various sources for the purpose of coordinating economic development within the County.

Revenue-Sharing Reserve Fund – This fund was created in 2005 under State of Michigan Public Act 357 of 2004 to serve as a substitute to county revenue-sharing payments. This fund provided a funding mechanism to shift county property tax levies from winter to summer over a three-year period.

Building Authority External Projects Fund – is used to account for transactions associated with bond issues sold through the Oakland County Building Authority as a means of lending the County’s bond rating to benefit municipalities or agencies within Oakland County under a lease arrangement. This fund is not included in the County’s budget.

The Water and Sewer Act 342 Fund - is used to account for the construction, under contractual arrangement, of water and sewer systems (currently 7) under Public Act 342 of 1939. Upon completion of the projects, these systems are turned over to the respective municipalities for operations and maintenance. This fund is not included in the County’s budget.

The Lake Levels Act 146 Fund - is used to account for funds from special assessments to finance the cost of maintaining County lake levels (currently 30) created under Public Act 146 of 1961. This fund is not included in the County’s budget.

The Drains Act 40 Chapter 4 & 18 Maintenance Fund - is used to record expenditures for the operations and maintenance of drainage districts created under Chapters 4 and 18 of Public Act 40 of 1956 (currently 307 drains). Revenues are provided from special assessments against the benefiting properties within the district. This fund is not included in the County’s budget.

The Lake Improvements Act 345 Fund - is used to account for special assessment revenues collected to oversee the improvement (i.e., weed control) of various lakes in Oakland County. Efforts are in progress whereby the lake improvement board will name the treasurer of the local municipality (as opposed to the former arrangement with the Oakland County Treasurer) as treasurer of the respective improvement board. This will remove accounting and reporting responsibility from Oakland County (3 remaining as of 9/30/2013). This fund is not included in the County’s budget.

The Pollution Control Grants Fund - is used to account for awards of various pollution control program grants received from federal, state, and local sources. This fund is not included in the County’s budget.

The Friend of the Court Fund - is used to account for costs of the operation of this division of the Circuit Court, responsible for providing services to individuals involved in court actions relating to case initiation, establishment, collections, and enforcement of child support orders as directed by the State of Michigan Child Support Enforcement System. Revenue sources include federal funding, state funding and charges for services. The fund also includes the activity for the Cooperative Reimbursement Program and Access and Visitation Grant.

PROPRIETARY FUNDS

Proprietary Funds operate as private businesses whose purpose is to provide services either to customers within the County government (Internal Services) or to customers outside the County government (Enterprise). Revenue to operate the fund is generated by charges for the services provided.

Proprietary – Internal Service Funds

Internal Service funds account for the financing of goods or services provided by one County department to other departments or agencies on a cost-reimbursed basis.

Facilities Maintenance and Operations Fund accumulates the costs of operating and maintaining the County's buildings, grounds, and utilities. The fund recovers costs by developing rates and billing user departments.

Information Technology Fund accounts for the operations of the Department of Information Technology, a service bureau that provides services to other County departments and divisions, local governmental units, private sector and @access Oakland customers. Costs include the program and system support, maintenance, enhancements and new development for all major systems applications. Effective FY 2011, the Printing portion of Mailing, Copying, and Printing Fund is included in this fund. Effective FY 2012, the Office Equipment Fund is included in this fund also.

Drain Equipment Fund accounts for the cost of vehicles and other equipment used for the construction and maintenance of various drain, water, and sewer systems. The fund is reimbursed as the accumulated costs are distributed to specific projects or funds.

Motor Pool Fund accumulates the costs of purchasing, servicing, and operating County-owned vehicles. The fund recovers these costs by developing rates and billing user departments.

Telephone Communications Fund accumulates the costs of operating the County telephone system. The fund is reimbursed for the accumulated costs by distributing the charges to the specific fund or department.

Building and Liability Insurance Fund was established to accumulate monies which are available to settle claims against the County when no insurance coverage exists and to make insurance premium payments. The fund is reimbursed by the user departments for insurance premiums paid and monies accumulated for self-insurance.

Fringe Benefits Fund is used as a clearing account for the County's employee fringe benefits. Monies are accumulated in this fund as a result of payroll allocations made on a departmental and/or bargaining unit basis. This fund also accumulates and disburses monies related to workers' compensation and unemployment compensation claims, and performs as the debt service fund for the County's Interim Retiree Medical Benefits Trust effective with Fiscal Year 2008.

Proprietary – Enterprise Funds

Enterprise funds account for operations and services provided for County residents and are financed primarily through user charges.

County Airports Fund was established to account for operations of the Oakland County International Airport, Oakland/Troy, and Oakland/Southwest airports. Revenues are primarily derived from leases, hangar rentals, landing fees and other rentals or service charges.

The Delinquent Personal Tax Administration Fund - is used to account for the collection of delinquent personal property taxes and their subsequent disbursement to various municipalities, school districts, and other governmental units. Cost-related activities involving the collection of taxes are also recorded in this fund. Per State of Michigan statutes, money collected in excess of costs shall be intermittently transferred to the County General Fund.

Delinquent Tax Revolving Fund is used to account for money advanced by the County to cities, villages, townships, and County funds for unpaid property taxes and the subsequent collections of delinquencies from taxpayers. Short-term notes are sold to fund the advances necessary.

Parks and Recreation Fund is used to account for revenue earmarked for the operation of the County Parks (currently 13). Principal revenues are from a voter-approved millage and user charges.

Fire Records Management Fund was established to accumulate revenues and costs associated with providing a centralized Fire Records Management System (FRMS). The system will aid in uniform reporting and data sharing for participating local fire departments.

Sewage Disposal System Funds were established to record operations and maintenance of the systems, which are used to move sewage to the City of Detroit and Wayne County for treatment. These systems include the Clinton-Oakland S.D.S., Huron-Rouge S.D.S., Evergreen-Farmington S.D.S., and Southeastern Oakland County S.D.S (George W. Kuhn Drain). Costs are recovered by developing rates and billing the municipalities being serviced.

Water and Sewer Trust Fund is used to account for monies received from those County residents whose water and sewer systems are maintained for their respective cities, villages, or townships by Oakland County. There are currently 22 municipal water systems and 17 municipal sewer systems that are operated under these contractual agreements. The water and sewer systems are operated and maintained by the Oakland County Water Resources Commissioner.

CLEMIS (Courts and Law Enforcement Management Information System) Fund was established to accumulate revenues and costs associated with providing law enforcement units with immediate access to criminal and vehicle information throughout the United States and Canada. This includes costs of purchasing, servicing, and operating mobile data terminals and base stations.

Radio Communications Fund accumulates the costs of purchasing, servicing, and operating the County-owned radio system. The fund recovers costs by developing rates and billing users, and also receives revenue from the 911 surcharge.

V. BUDGET POLICY AND PROCEDURES

Budgeting policies and procedures are delineated in the General Appropriations Act adopted annually by the Board of Commissioners which complies with Public Act 621 of 1978, the Uniform Budgeting, and Accounting Act for Local Units of Government in Michigan. This act mandates a balanced budget, designates the County Executive as the Chief Administrative Officer and the Director of Management & Budget as the Chief Fiscal Officer. The act further spells out the fiduciary responsibilities of all County employees, elected and appointed, specifies the minimum required contents of the budget document and prescribes appropriate actions in the event of violation.

VI. BUDGET PROCESS

The Oakland County Budget Process is typically divided into four (4) phases and functions on a Triennial basis, which began in 2009 for processing the FY 2010-2013 budget.

With the recent economic downturn and the need to plan further into the future, the County will continue with the “triennial budget”, projecting out to three fiscal years (FY 2015, FY 2016, and FY 2017). By preparing a three-year budget we hope to gain more advanced notice, better long term planning, and greater opportunities to react before a crisis arises, thereby easing the fear of the unknown.

Phase I - Development of Budget Preparation Materials

This first phase begins with Fiscal Services Division staff, working with the operating departments, developing preliminary General Fund/ General Purpose revenue estimates. This work is undertaken during January and early February. The staff members involved will use a number of techniques in developing these revenue estimates. Some of the techniques include reviewing historical revenue patterns; analyzing economic information such as the local consumer price index, construction activity, land sale activity, etc; reviewing property value information provided by the County's Equalization Division; and reviewing revenue estimates provided by the Michigan Department of Treasury. The result of this activity is the compilation of Estimated County General Fund/General Purpose Revenue for the upcoming triennial period. This information is shared with the Board of Commissioners' Finance Committee, as well as County Administration.

The primary purpose of estimating revenues is the development of the budget parameters for the next triennial period. The level of projected revenue growth will determine whether an inflation factor will be allowed for existing programs, what level of salary and wage increases will be proposed by the Executive, and the level of resources which will be available for program expansion. The budget parameters are communicated through a letter signed by the Director of Management and Budget and the Director of Human Resources. The letter is included and discussed during the Budget Orientation Sessions.

Upon completion of the revenue estimation function, Fiscal Services Division staff develops materials for the departments to use in requesting a budget for the next triennial period. This includes gathering historical expenditure information so the departments have some rational basis to make their requests, preparing the financial system to enter budget data, and developing the salary forecast, which provides the detailed costs of salaries and fringe benefits for each authorized position within the County departments. Aside from revenue estimates, generating an accurate salary forecast is perhaps the most crucial part of the budget process, as personnel costs account for nearly half of the County's entire budget.

The final step in Phase I is the Budget Orientation session. These sessions, attended by all operating departments and administered by Fiscal Services and Human Resource Department staff, are designed to emphasize the budget parameters, go over the budget calendar and instructions, and provide departments with information useful to the development of their budget requests including current and historical expenditure information and an annualized salary and fringe benefit forecast.

Phase II - Development of Department Budget Requests

At this stage, the normal process would be for departments to develop their budget allocation requests and submit them to the Fiscal Services Division and Human Resources Department by end of April, for each of the following categories:

1. Current Programs - Departments may request inflation adjustments or other known increases in allocations to operate at their current program levels.
2. Program Change – Departments may request an allocation to fund any new program, innovation, requirement, or other substantial change in their operation.

However, during the past few fiscal years (beginning FY 2008), the County, as most governmental entities, encountered economic recessive factors that resulted in a significant shortfall in revenue and the need to reduce personnel and operating expenses. This required a more rigorous approach to meet the challenge of developing a balanced budget. As a result, a Budget Task was assigned to each Elected Official of the County as a means to reduce expenditures in order to balance the budget for each future fiscal period. These tasks were assigned based upon the individual percentage of the General Fund/General Purpose budget for the fiscal period, as well as any carried forward credit and remaining structural budget issues from the previous fiscal period.

When Budget Tasks are assigned, each Elected Official is required to develop a structural plan to resolve the Budget Task assigned to them by producing NEW revenue and not merely increasing revenue based upon activity levels, and/or by specific structural reductions in expenditures. It is at the discretion of the Elected Official as to how the task will be distributed among the departments he or she oversees. In the event no budget tasks are assigned to the Elected Officials, the normal process for developing the budget would be followed as indicated in bullets 1 and 2 of Phase II. In either event, the plans are to be submitted to the County Executive's Budget Task Force by late April. The Budget Task Force consists of the five (5) Deputy County Executives, with staff support provided by the Directors of Management and Budget and Human Resources. Please note there were no budget tasks assigned to any Elected Official for FY 2015, FY 2016, or FY 2017.

Phase III - Development of the County Executive's Recommended Budget

The initial activity during this phase is the analysis of the Elected Officials' plans to meet the Budget Task. There may be a meeting between the Elected Officials and the Budget Task Force for questioning, clarification, and possible negotiation if needed. Analysts from Fiscal Services and Human Resources are usually on hand and called upon to assist with the analysis process in order for the Budget Task Force to make a decision about budget plans submitted. Once the Budget Task Force has reviewed the plans and given approval for its recommendation, the Fiscal Services and Human Resources staff begins developing the County Executive's Recommended Budget, which usually occurs during the months of May and June.

The County Executive Recommended Budget is produced in line-item document form and must be submitted to the Board of Commissioners by July 1, or ninety days before the start of the triennial period. State law and the County General Appropriations Act require that this Recommended Budget be "balanced" with revenues equaling expenditures.

Phase IV - Board of Commissioners' Process for Budget Adoption

Upon receipt of the County Executive Recommended Budget, the Board of Commissioners reviews the recommendation. The Board has the authority to accept the County Executive Recommendation in total, reject it in total, or to modify the Recommendation. In almost all situations, the latter option is implemented.

Although not required by any statute, typically the Board of Commissioners will utilize its Finance Committee (lead committee on the budget) and Human Resources Committee (support committee) to conduct budget hearings on the County Executive Recommendation. The committees have options as to how they conduct the hearings and who is requested to be present to defend the recommendation. Generally, Fiscal Services staff and Human Resources staff appear at each hearing as well as specific departments as requested by the committees.

During the budget hearing process a number of amendments to the County Executive Recommendation may be introduced. Some of the recommended amendments may be initiated by the Administration as a result of continued negotiations with the operating departments. The Commissioners recommend other amendments. The recommended amendments are not voted on during the hearing process. Rather they are placed on an "amendment list". At their last meeting in August, the Finance Committee will vote on each item on the list, and any other proposed amendments brought during that meeting. The result of these actions will produce a Finance Committee Recommended Budget. State law and the County General Appropriations Act also require that this Recommended Budget be "balanced" with revenues equaling expenditures.

The Finance Committee Recommended Budget is then moved to the full Board of Commissioners for action at their last meeting in September. A public hearing on the Finance Committee Recommended Budget is also scheduled for that day. Public Notice regarding the Finance Committee Recommended Budget (including a brief summary of the recommended budget) and the budget hearing is placed in one general circulation newspapers throughout the County at least

seven (7) days prior to the hearing date. A copy of the Finance Committee Recommended Budget is placed with the County Clerk for public inspection.

At the final meeting in September, the full Board of Commissioners will first conduct a public hearing on the Finance Committee Recommended Budget. After the hearing, the Board may entertain any amendments from Commissioners. Each amendment is voted on separately. After consideration of any amendments, the Board adopts the Triennial Budget, which again must be balanced.

VII. CALENDAR FOR PREPARATION OF THE BUDGET DOCUMENT

BUDGET CALENDAR FOR FISCAL YEAR 2014 (some dates are subject to change)

<u>Date</u>	<u>Activity/Action</u>	<u>Area(s) Responsible</u>
Jan - Feb 2014	Verify Human Resources information regarding Positions and classifications	Human Resources Fiscal Services
Jan - Feb 2014	Prepare FY 2015 – FY 2017 General Fund/General Purpose Preliminary Revenue Estimates	Fiscal Services/ Departments
February 2014	Submit FY 2015 – FY 2017 Preliminary Revenue Estimates to County Executive	Fiscal Services
March 13, 2014	Submit Preliminary FY 2015 – FY 2017 General Fund/General Purpose Revenue Estimates to Finance Committee	Fiscal Services
March 13, 2014	Submit FY 2014 1 st Quarter Financial Forecast and Related Budget Amendments to the Finance Committee	Fiscal Services
March 17, 2014	Run <u>Draft</u> of Salary and Fringe Benefit Forecast Report	Fiscal Services
March 25 & 26	FY 2015 – FY 2017 Budget Overview Sessions with Elected Officials, Department Directors and Division Managers	County Exec Fiscal Service Human Resources
April 17, 2014	Submit 2014 Equalization Report to Finance Committee (Special Meeting)	Equalization Division
April 29, 2014	Enter updated parameters for fringe benefits into Salary and Fringe Benefit Forecast Report	Fiscal Services
May 2, 2014	Departments to submit proposed Budget Adjustments to Fiscal Services	Departments

May 2, 2014	and Human Resources Download Salary & Fringe Benefit Forecast	Fiscal Services
May 30, 2014	Finalize preliminary County Executive Recommendation	Fiscal Services Human Resources
June 5, 2014	Submit FY 2014 2 nd Quarter Financial Forecast and Related Budget Amendments to the Finance Committee	Fiscal Services
June 20, 2014	Complete County Executive’s Budget Message, General Appropriations Act, and Budget Reports for budget document and submit to Printing	Fiscal Services
June 27, 2014	Complete “Categorical/Variance” document and submit to Printing	Fiscal Services
July 1, 2014	Submit County Executive’s FY 2015 - FY 2017 Recommended Budget to the Board of Commissioners and Clerk’s Office - Administration	Fiscal Services
July 16, 2014	County Executive – Budget Presentation to the Board of Commissioners	County Executive
July 23, 2014	Human Resources Committee Meeting - Budget Hearing for Affected Operating Departments General Salary Recommendation for FY 2015 Additional Hearing Dates to be scheduled as needed	Human Resources
July 24, 2014	Finance Committee Meeting – Present County Executive’s Recommended Budget and Overview of Revenue and Non-Departmental budgets	Fiscal Services
July 24, 2014	Finance Committee Meeting Budget Hearing for Affected Operating Departments – Additional Hearing Dates to be scheduled as needed	Fiscal Services
Aug 28, 2014	Finance Committee Meeting 1. Complete Budget Hearings, finalize Finance Committee Recommended Budget, (including consideration of Human Resources Committee Recommendation) 2. Forward recommendation to Board of Commissioners to set Public Hearing on Proposed Budget and authorize Public Notice	Finance Committee

Aug 28, 2014	Set Public Hearing on FY 2015 Budget and General Appropriations Act	Board of Comm.
Aug 29, 2014	Submit Finance Committee Recommended Budget Document to Printing	Fiscal Services
Sept 11, 2014	Submit FY 2014 3rd Quarter Financial Forecast and Related Budget Amendments to Finance Committee	Fiscal Services
Sept 11, 2014	Issue Public Notice for both FY 2015 Budget and General Appropriations Act (<i>notice must be posted seven (7) days prior to Public Hearings for the adoption of the Budget and General Appropriations Act</i>)	Fiscal Services
Sept 11, 2014	Finance Committee Recommended Budget available in Clerk's Office - Administration	Fiscal Services
Sept 18, 2014	Hold Public Hearing - Adopt FY 2015 Budget and General Appropriations Act (<i>Board of Commissioners required to pass General Appropriations Act no later than September 30</i>)	Board of Comm.
Oct 16, 2014	Update FY 2015 – FY 2017 Budgets to include adjustments from Finance Committee Recommendation and other budget adjustments approved at the Sept. 18, 2014 Board meeting	Fiscal Services
Nov 7, 2014	Submit Board of Commissioners FY 2015 – FY 2017 and General Appropriations Act document to Printing	Fiscal Services
Nov 19, 2014	Deliver Board of Commissioners FY 2015 – FY 2017 and General Appropriations Act document to the Board of Commissioners	Fiscal Services
Dec 4, 2014	Submit FY 2014 Year End Resolution to Finance Committee	Fiscal Services

VIII. BUDGET AMENDMENT PROCESS

In Oakland County, the budget is a living document which can be adjusted to meet the changing demand for services during the fiscal year. Accordingly, the budget amendment process is part of a larger on-going budget monitoring process. Rather than hold budget changes to one or two specific times in the fiscal year, the County's Administration and policy makers prefer to deal with issues as they arise, making appropriate budget adjustments.

Oakland County operates with a three-year "rolling budget". This means that unless an adjustment is a one-time circumstance, all budget amendments modify the current fiscal year budget and the two subsequent fiscal year budgets. This practice allows the County to not only anticipate but to allocate the impact of adjustments over a multi-year time frame.

With few exceptions, a resolution adopted by the Board of Commissioners is required to amend the budget. All requests for budget amendments must be approved by the Board of Commissioner's Finance Committee prior to full Board approval. Any operating department or elected official may request a budget amendment. All requested amendments are reviewed by Management and Budget which, in turn, recommends (in the name of the County Executive) approval or disapproval of the requested amendment.

The exceptions, as listed in the General Appropriations Act, allows the Chief Fiscal Officer (Director of Management and Budget) to transfer funds from budgeted reserve accounts into a departmental budget to cover overtime needs, capital outlay requests, and maintenance department charges.

In addition, the Department of Management and Budget prepares quarterly financial forecasts that project budget performance through the end of the fiscal year.

Section 24 of the General Appropriations Act provides that:

Whenever it appears to the County Executive or the Board of Commissioners that actual and probable revenues in any fund will be less than the estimated revenues upon which appropriations from such fund were based, the County Executive shall present to the Board of Commissioners recommendations which, if adopted, will prevent expenditures from exceeding available revenues for the current fiscal year. Such recommendations shall include proposals for reducing appropriations, increasing revenues, or both. After receiving the recommendations of the County Executive for bringing appropriations into balance with estimated revenues, the Board of Commissioners shall amend the general appropriations measure to reduce appropriations or shall approve such measures necessary to provide revenues sufficient to equal appropriations, or both.

Section 23 of the General Appropriations Act provides that:

The Board of Commissioners may make supplemental appropriations by amending this general appropriations measure as provided by this resolution, provided that revenues in excess of those anticipated in the original general appropriations measure become available due to:

- (a) An unobligated surplus from prior years becoming available; or
- (b) Current year revenue exceeding original estimate in amounts sufficient enough to finance increased appropriations.

The Board of Commissioners may make a supplemental appropriation by increasing the dollar amount of an appropriation item in the original general appropriations measure or by adding additional items. At the same time, the estimated amount from the source of revenue to which the increase in revenue may be attributed shall be increased, or other source and amount added in a sum sufficient to equal the supplemental expenditure amount. In no case, may such an appropriation cause total estimated expenditures, including an accrued deficit, to exceed total estimated revenue, including an unappropriated surplus.

Section 22 of the General Appropriations Act provides that:

Direct expenditure and/or transfers of any unencumbered balance or any portion thereof in any appropriation for transfer account to any other appropriation account may not be made without amendment of the general appropriations measure as provided for in this resolution, except that transfers within and between budgeted funds and departments may be made by the Fiscal Officer in certain specified instances.

IX. USE OF FUND BALANCES

It is Oakland County's sustainable practice to maintain a General Fund balance equating to approximately 20% of annual General Fund / General Purpose expenditures. This figure is calculated based upon two criteria. The first criterion is the Government Finance Officers' Association (GFOA) recommendation to retain at least two months of annual expenditures (approximately 17%) in fund balance. Such a practice provides a cushion against sudden fiscal crises, allowing the County to meet emergency demands without severely disrupting ongoing operations and services.

The second criterion is the need for an additional cash flow cushion based upon the fact that Michigan Public Act 357 of 2004 requires the County to collect property taxes in arrears. Under this State Act, counties levy property taxes in July of each calendar year, which is ten months AFTER the beginning of Oakland County's fiscal year. Prior to enacting P.A. 357, the County levied property taxes in December only three months after the beginning of the fiscal year. This shift to a later levy date results in the need for short-term borrowing to augment General Fund cash balances around April of each fiscal year.

Maintaining a General Fund balance of approximately 20% of annual General Fund / General Purpose (GF/GP) expenditures is sufficient to maintain services, without disruptive financial swings. Any amount in excess of that 20% can be used to cover one-time expenditures, or to provide time and flexibility to decision makers to implement thoughtful structural reductions required to meet shrinking revenues.

Through accelerated budget reductions, Oakland County's General Fund balance has increased over the past several years. As of September 18, 2014, the date the FY 2015 - FY 2017 budget was adopted, the last completed fiscal year was FY 2013. The fund balance for FY 2013 was \$242.8 million and included an assignment for "Budget Transition". A portion of this balance will be used to support County General Fund / General Purpose operations for FY 2015 (\$34.1 million), FY 2016 (\$29.2 million), and FY 2017 (\$25.9 million). At that time additional structural reductions, as well other favorable variances, will provide structural balance and maintain the 20% of expenditure target.

Revenue Summary
OAKLAND COUNTY, MICHIGAN
FY2015 AND FY2016 AND FY2017 Adopted Budget

Account Number/Description	FY 2013 Actual	FY 2014			FY 2015 Adopted	FY 2016 Adopted	FY 2017 Adopted
		Adopted Budget	Amended Budget As Of 6/30	Estimated Actual			

Revenues

Revenues

Taxes

Treasurers Office	657,743	140,000	140,000	467,300	175,000	175,000	175,000
Non-Departmental	200,184,478	201,408,043	201,408,043	202,908,043	209,244,939	217,263,388	223,937,632
	200,842,221	201,548,043	201,548,043	203,375,343	209,419,939	217,438,388	224,112,632

Federal Grants

Health and Human Services	496,525	399,334	468,227	488,227	398,147	398,147	398,147
Economic Develop/Comm Affairs	0	0	0	0	0	0	0
Prosecuting Attorney	93,069	85,500	85,500	90,000	85,500	85,500	85,500
Sheriff	44,221	82,000	82,000	35,000	82,000	82,000	82,000
	633,814	566,834	635,727	613,227	565,647	565,647	565,647

State Grants

Health and Human Services	4,357,383	4,367,476	4,562,470	4,522,470	4,542,255	4,542,255	4,542,255
Public Services	0	0	0	0	0	0	0
Circuit Court	0	0	0	0	0	0	0
Prosecuting Attorney	93,069	85,500	85,500	90,000	85,500	85,500	85,500
Sheriff	900	0	400	400	0	0	0
Water Resources Commissioner	0	0	45,000	45,000	90,000	90,000	90,000
Non-Departmental	13,141,581	14,668,197	14,723,249	13,023,249	14,748,833	14,924,616	14,929,192
	17,592,933	19,121,173	19,416,619	17,681,119	19,466,588	19,642,371	19,646,947

Other Intergovernmental Revenues

Health and Human Services	29,572	54,000	54,000	0	54,000	54,000	54,000
Circuit Court	4,290	4,500	4,500	4,500	4,500	4,500	4,500
District Court	1,823	2,000	2,000	1,800	1,800	1,800	1,800
Sheriff	373,195	300,000	300,000	350,000	300,000	300,000	300,000
Non-Departmental	14,744,232	11,119,095	11,119,095	10,652,995	21,007,571	26,803,095	26,803,095
	15,153,111	11,479,595	11,479,595	11,009,295	21,367,871	27,163,395	27,163,395

Charges for Services

County Executive	287,413	230,000	230,000	330,000	230,000	230,000	230,000
Management and Budget	3,970,342	3,685,602	3,733,968	3,860,968	3,733,968	3,733,968	3,733,968
Central Services	330,778	386,500	386,500	338,800	335,651	335,651	335,651

Revenue Summary
OAKLAND COUNTY, MICHIGAN
FY2015 AND FY2016 AND FY2017 Adopted Budget

Account Number/Description	FY 2013 Actual	FY 2014			FY 2015 Adopted	FY 2016 Adopted	FY 2017 Adopted
		Adopted Budget	Amended Budget As Of 6/30	Estimated Actual			
Human Resources	562	475	475	475	475	475	475
Health and Human Services	6,789,177	5,934,422	5,886,926	5,977,965	5,922,097	5,914,742	5,914,742
Public Services	1,449,463	1,476,895	1,462,195	1,447,195	1,445,495	1,445,495	1,445,495
Economic Develop/Comm Affairs	570,947	441,651	458,651	273,969	353,400	370,534	389,276
County Clerk/Register of Deeds	16,515,695	11,186,650	11,186,650	13,125,170	12,273,850	12,325,050	12,275,050
Circuit Court	4,714,149	4,860,000	4,860,000	4,722,000	4,733,000	4,733,000	4,733,000
District Court	12,382,979	12,285,800	12,308,645	12,170,145	12,196,185	12,196,185	12,196,185
Probate Court	554,541	515,000	515,000	508,500	507,600	507,600	507,600
Prosecuting Attorney	297,796	402,000	402,000	252,331	287,000	287,000	287,000
Sheriff	50,664,618	52,248,045	52,212,419	51,272,560	52,881,650	52,749,963	52,803,356
Board of Commissioners	19,674	20,600	20,600	28,000	21,900	21,900	21,900
Water Resources Commissioner	1,912,296	1,497,291	1,469,715	1,629,715	1,831,848	1,861,764	1,876,364
Treasurers Office	13,011,410	6,350,600	6,350,600	11,940,400	6,349,200	6,349,200	6,349,200
Non-Departmental	1,213,944	962,000	962,000	962,000	712,000	712,000	712,000
	114,685,782	102,483,531	102,446,344	108,840,193	103,815,319	103,774,527	103,811,262
<u>Investment Income</u>							
County Clerk/Register of Deeds	19,016	2,500	2,500	21,600	2,500	2,500	2,500
District Court	1,469	2,400	2,400	2,400	2,400	2,400	2,400
Sheriff	68	0	0	0	0	0	0
Water Resources Commissioner	0	0	0	0	0	0	0
Treasurers Office	72,108	40,000	40,000	972,200	60,000	60,000	60,000
Non-Departmental	1,364,476	1,800,000	1,800,000	2,500,000	1,800,000	1,800,000	1,800,000
	1,457,136	1,844,900	1,844,900	3,496,200	1,864,900	1,864,900	1,864,900
<u>Planned Use of Fund Balance</u>							
Non-Departmental	0	33,754,856	37,475,762	37,475,762	34,115,409	29,161,407	25,885,046
	0	33,754,856	37,475,762	37,475,762	34,115,409	29,161,407	25,885,046
<u>Other Revenues</u>							
Central Services	9,352	3,800	3,800	3,800	300	300	300
Facilities Management	0	0	14,389	14,389	0	0	0
Human Resources	47,936	0	0	0	0	0	0
Health and Human Services	9,615	0	0	113,199	0	0	0
Public Services	308	0	0	0	0	0	0
Economic Develop/Comm Affairs	0	0	0	0	0	0	0
County Clerk/Register of Deeds	5,771	0	0	4,100	0	0	0
District Court	141	0	0	0	0	0	0

Revenue Summary
OAKLAND COUNTY, MICHIGAN
FY2015 AND FY2016 AND FY2017 Adopted Budget

Account Number/Description	FY 2013 Actual	FY 2014			FY 2015 Adopted	FY 2016 Adopted	FY 2017 Adopted
		Adopted Budget	Amended Budget As Of 6/30	Estimated Actual			
Probate Court	10	0	0	0	0	0	0
Sheriff	94,020	11,000	11,000	81,282	11,000	11,000	11,000
Board of Commissioners	45	0	0	0	0	0	0
Water Resources Commissioner	0	0	0	300	0	0	0
Treasurers Office	380	0	0	0	0	0	0
Non-Departmental	2,731,918	417,500	479,593	479,593	417,500	417,500	417,500
	2,899,495	432,300	508,782	696,663	428,800	428,800	428,800
<u>Contributions</u>							
Economic Develop/Comm Affairs	41,819	43,700	43,700	45,526	168,240	168,240	168,240
County Clerk/Register of Deeds	1,251	0	0	0	0	0	0
Circuit Court	28,344	0	75,558	75,558	0	0	0
District Court	0	0	0	0	0	0	0
Prosecuting Attorney	2,542	0	0	0	0	0	0
Board of Commissioners	3,307	0	0	4,200	0	0	0
Treasurers Office	1,249	0	0	0	0	0	0
	78,512	43,700	119,258	125,284	168,240	168,240	168,240
<u>Indirect Cost Recovery</u>							
Non-Departmental	7,610,932	7,700,000	7,700,000	7,700,000	7,800,000	7,900,000	7,900,000
	7,610,932	7,700,000	7,700,000	7,700,000	7,800,000	7,900,000	7,900,000
Total Revenues	360,953,936	378,974,932	383,175,030	391,013,086	399,012,713	408,107,675	411,546,869
<u>Transfers/Other Sources (Uses)</u>							
<u>Transfers In</u>							
Health and Human Services	0	0	3,200	3,200	0	0	0
Public Services	50,500	0	8,500	63,500	0	0	0
County Clerk/Register of Deeds	0	0	0	0	0	0	0
Circuit Court	0	0	0	0	0	0	0
Sheriff	1,169,005	140,428	956,076	956,076	144,328	144,328	144,328
Treasurers Office	5,597,614	4,427,327	4,427,327	4,427,327	4,005,543	3,401,759	3,043,800
Non-Departmental	36,425,804	35,751,111	36,937,353	36,937,353	19,179,378	10,800,000	10,800,000
	43,242,922	40,318,866	42,332,456	42,387,456	23,329,249	14,346,087	13,988,128
Total Transfers/Other Sources (Uses)	43,242,922	40,318,866	42,332,456	42,387,456	23,329,249	14,346,087	13,988,128
Grand Total General Fund/General Purpose Funds	404,196,859	419,293,798	425,507,486	433,400,542	422,341,962	422,453,762	425,534,997

Revenue Summary
OAKLAND COUNTY, MICHIGAN
FY2015 AND FY2016 AND FY2017 Adopted Budget

Account Number/Description	FY 2013 Actual	FY 2014			FY 2015 Adopted	FY 2016 Adopted	FY 2017 Adopted
		Adopted Budget	Amended Budget As Of 6/30	Estimated Actual			

Special Revenue & Proprietary

Special Revenue

2010 Regional Green St Prog	33,816	0	0	0	0	0	0
Animal Control Grants	840	0	0	0	0	0	0
Art Culture Film Grant	38,393	41,100	40,565	39,005	40,565	40,565	40,565
ATPA Grants	1,011,244	982,671	1,007,152	1,007,152	866,721	866,721	866,721
BFC Personnel	435,282	564,551	564,551	315,488	561,304	561,304	561,304
Brownfield Consortium Assessmt	0	0	600,000	171,036	0	0	0
Child Lead Poisoning	5,000	0	5,000	5,000	0	0	0
Cir Crt Adoption Incentive Gr	30,390	0	0	0	0	0	0
CLEMIS IT	763,419	0	0	193,234	0	0	0
Clerk Survey Remonumentation	357,405	339,282	298,331	298,331	298,331	298,331	298,331
CMH OSAS Medicaid	2,600,000	2,200,000	2,200,000	2,200,000	0	0	0
Community Corrections	1,620,632	1,702,257	1,700,788	1,700,788	1,700,788	1,700,788	1,700,788
Community Develop Block Grants	5,270,453	4,629,243	4,629,243	3,901,353	5,631,969	5,631,969	5,631,969
County Veterans Trust	313,756	63,460	63,460	63,460	63,460	63,460	63,460
Criminal Justice Train Grant	87,241	150,000	150,000	150,000	150,000	150,000	150,000
Domestic Preparedness Equipmen	5,506,836	648,959	718,422	718,422	718,422	718,422	718,422
Drug Court Circuit Adult SCAO	48,940	30,000	65,940	65,940	47,000	47,000	47,000
Drug Court Circuit Juveni SCAO	49,404	40,000	99,618	99,618	43,000	43,000	43,000
Drug Court District 52 2 SCAO	0	0	0	0	0	0	0
Drug Court District 52 3 SCAO	500	0	25,000	25,000	0	0	0
Drug Court District 52 4 SCAO	0	0	13,000	13,000	13,000	13,000	13,000
Drug Court Dist 52 1 Probation	0	0	75,000	75,000	75,000	75,000	75,000
Urban Drug Court	30,221	247,229	290,320	290,320	290,320	290,320	290,320
Drug Policy Grant	523,529	589,452	440,556	440,556	440,556	440,556	440,556
Economic Development Corp	15,212	48,500	28,700	22,403	28,700	28,700	28,700
Emergency Shelter Grants	23,457	172,054	172,054	0	0	0	0
Emergency Solutions Grants	380,709	0	0	256,308	301,785	301,785	301,785
Energy Efficiency Conservation	811,095	0	0	0	0	0	0
FEMA Grants	44,130	0	0	0	0	0	0
Competitive Grant Assistance	0	0	21,700	21,700	0	0	0
Fetal Infant Mortality Review	5,650	5,400	5,400	5,400	5,400	5,400	5,400
FOC Access Visitation	25,478	21,000	14,500	14,500	14,500	14,500	14,500
Friend of the Court	15,843,182	16,234,917	16,270,763	16,270,763	16,018,112	16,080,576	16,082,157

Revenue Summary
OAKLAND COUNTY, MICHIGAN
FY2015 AND FY2016 AND FY2017 Adopted Budget

Account Number/Description	FY 2013 Actual	FY 2014			FY 2015 Adopted	FY 2016 Adopted	FY 2017 Adopted
		Adopted Budget	Amended Budget As Of 6/30	Estimated Actual			
Economic Adjustment Assistance	0	0	80,000	0	0	0	0
Great Lakes Restoration Init	(36,120)	0	0	0	0	0	0
Health Adolescent Screening	73,359	73,000	73,000	73,000	73,000	73,000	73,000
Health AIDS Counseling	508,514	497,900	497,900	497,900	497,900	497,900	497,900
Health Bioterrorism	108,261	84,042	90,105	90,105	62,000	62,000	62,000
Health HIV Surveillance	0	0	50,000	50,000	50,000	50,000	50,000
Health CDC Imm Grants	10,000	0	0	0	0	0	0
Public Hlth Emerg Preparedness	574,011	514,408	412,602	412,602	524,886	524,886	524,886
Healthy Communities Planning	155,224	131,979	159,073	159,073	159,073	159,073	159,073
Health MCH Block	1,231,538	881,457	902,533	902,533	880,033	880,033	880,033
Health MDPH OSAS	4,690,332	4,675,503	4,655,787	4,655,787	1,106,258	1,106,258	1,106,258
Health TB Outreach	68,084	62,976	73,413	73,413	60,024	60,024	60,024
Health Tobacco Reduction	2,878	0	0	0	0	0	0
Health Vaccines for Children	103,324	103,324	105,464	105,464	105,464	105,464	105,464
Health WIC	2,761,771	2,605,838	2,556,138	2,556,138	2,598,006	2,598,006	2,598,006
Hlth Immunization Action Plan	553,444	511,361	548,833	548,833	518,833	518,833	518,833
Hlth Nurse Family Partnership	532,760	485,000	573,750	573,750	620,970	620,970	620,970
Hlth Great Parents Great Start	0	0	48,441	48,441	0	0	0
REACH	0	0	64,285	64,285	0	0	0
Home Inv Partner Act Pontiac	642,219	0	0	324,852	0	0	0
Home Investment Partner Grants	1,243,127	2,381,172	2,381,172	1,703,466	3,342,511	3,342,511	3,342,511
Housing Counseling Grants	42,513	55,976	55,976	17,798	55,976	55,976	55,976
MSHDA Counseling	118,988	84,000	84,000	31,450	84,000	84,000	84,000
Nat Foreclosure Mitigation Con	1,820	0	0	10,200	6,600	6,600	6,600
National Mortgage Settlement	100,000	175,100	175,100	75,100	0	0	0
JAG FY2011 to FY2014	19,455	0	0	0	0	0	0
JAG 2012 DJ BX 0255	83,198	0	0	0	0	0	0
Juvenile Acct Incentive Block	79,496	98,102	80,935	80,935	96,858	96,858	96,858
Local Law Enforcement Block Gr	29,509	121,994	121,994	121,994	121,994	121,994	121,994
MI Child	19,304	15,000	15,000	15,000	0	0	0
Michigan Economic Development	49,480	0	0	1,498	0	0	0
MI Financial Empowerment	0	0	25,000	25,000	0	0	0
Mich Mental Health SCAO	59,881	60,000	60,000	60,000	60,000	60,000	60,000
Neighborhood Stabilization	1,675,947	298,521	298,521	1,485,906	298,521	298,521	298,521
NSP3 Pontiac	16,409	0	0	145,760	0	0	0
OSAS Adult Benefit Waiver Gt	614,034	223,585	223,585	223,585	0	0	0
Pollution Prevention Grant	41,163	0	0	0	0	0	0
PSP and COPS Program	201,646	0	0	0	0	0	0

Revenue Summary
OAKLAND COUNTY, MICHIGAN
FY2015 AND FY2016 AND FY2017 Adopted Budget

Account Number/Description	FY 2013 Actual	FY 2014			FY 2015 Adopted	FY 2016 Adopted	FY 2017 Adopted
		Adopted Budget	Amended Budget As Of 6/30	Estimated Actual			
Prosecutor Co Op Reimbursement	2,470,289	2,751,301	2,751,301	2,751,301	2,653,183	2,669,389	2,669,801
Prosecutor VOCA	83,106	86,961	86,961	86,961	86,936	86,936	86,936
Public Health Training	10,000	0	0	0	0	0	0
Recovery Act Byrne JAG	120,129	0	0	0	0	0	0
Register of Deeds Automation	1,584,534	2,771,333	2,771,333	2,771,333	2,747,729	2,747,729	2,747,729
Second Chance Grants	2,048	0	0	0	0	0	0
Sheriff Road Patrol	761,310	761,310	786,687	786,687	688,542	690,800	690,800
TIGER II Planning Grant	48,310	0	0	0	0	0	0
Waste Resource Management	58,484	0	0	59,019	0	0	0
Workforce Development	21,104,820	22,128,493	22,128,493	0	17,058,003	17,058,003	17,058,003
Total Special Revenue	78,494,812	71,349,711	72,437,445	49,952,946	61,866,233	61,947,161	61,949,154
Proprietary							
CLEMIS	9,293,492	8,360,043	8,360,043	8,443,245	8,817,035	8,733,642	8,758,097
Clinton-Oakland SDS	33,125,241	31,934,420	32,088,584	32,088,584	36,889,180	37,203,359	36,214,662
County Airports	5,286,021	6,830,178	6,830,178	5,457,478	6,654,963	6,622,037	6,546,353
Delinquent Tax Revolving	21,900,007	20,974,253	20,974,253	18,763,300	20,424,034	19,808,481	19,435,307
Delinquent Personal Tax Admin	669,874	903,281	903,281	651,444	936,038	956,143	958,100
Drain Equipment	26,633,119	29,258,816	32,969,245	31,152,632	34,094,949	34,597,959	34,823,580
Evergreen-Farmington SDS	36,199,739	38,736,654	38,937,128	38,937,128	39,456,264	39,974,349	39,983,569
Fire Records Management	594,558	667,489	667,489	466,120	675,076	676,418	679,959
George Kuhn SDS	48,399,173	49,078,897	49,282,612	49,282,612	49,245,082	50,066,951	50,078,032
Huron-Rouge SDS	5,810,422	6,680,190	6,701,936	6,701,936	6,380,854	6,481,299	6,481,526
Parks and Recreation	20,295,265	25,774,494	26,009,598	25,759,598	25,151,352	25,397,762	25,522,862
Radio Communications	6,377,365	10,006,472	10,006,472	4,810,594	9,434,128	9,165,548	9,173,107
Water and Sewer Trust	87,179,927	79,823,916	81,505,509	81,505,509	85,295,280	86,251,493	86,382,130
Total Proprietary	301,764,203	309,029,103	315,236,328	304,020,180	323,454,235	325,935,441	325,037,284
Total Special Revenue/Proprietary	380,259,015	380,378,814	387,673,773	353,973,126	385,320,468	387,882,602	386,986,438
Grand Total Revenues	784,455,873	799,672,612	813,181,259	787,373,668	807,662,430	810,336,364	812,521,435

**REVENUE DESCRIPTIONS
GENERAL FUND / GENERAL PURPOSE FUNDS**

TAXES (NON-DEPARTMENTAL)

PROPERTY TAX LEVY: For Fiscal Year 2015, the Ad Valorem Tax Levy (levy) is based on the anticipated December 31, 2014 State Taxable Value (STV) of **\$51,550,109,590** multiplied by the County's authorized millage rate of **4.2240** mills. For Fiscal Year 2016, the levy is based upon the estimated December 31, 2015, STV of **\$53,096,612,877** (3% increase) by the County-authorized millage rate of **4.2240** mills. For Fiscal Year 2017, the levy is based upon the estimated December 31, 2016, STV of **\$54,689,511,264** (3% increase) by the County-authorized millage rate of **4.2240** mills. The Property Tax levy conforms to the Headlee Constitutional Tax Limitation Amendment as well as P.A. 4 of 1982, Truth in Taxation requirements.

DELINQUENT TAXES PRIOR YEARS: Collection of previous years' delinquent property taxes previously treated as "uncollectible". Also, the "actual" column includes a payment from the Delinquent Tax Revolving Fund (DTRF) for property taxes listed as "delinquent" during that fiscal year. This payment is budgeted under "property taxes" for FY 2015, FY 2016, and FY 2017.

TREASURERS - Payments made in lieu of taxes.

TRAILER TAX: Fifty cents (\$0.50) of each \$3.00 monthly fee collected on mobile homes in trailer parks.

LESS: TAX FINANCING OFFSETS TIFA/DDA/CIA: Amount expected to be lost from County property tax collections due to Tax Increment Finance Authority (TIFA) and Downtown Development Authority (DDA), and Corridor Improvement Authority (CIA) exemptions granted by local communities for redevelopment of deteriorated industrial areas. It is anticipated that by granting these exemptions and redeveloping these areas, it will encourage economic development, job creations and increased property tax valuations in future years. **BROWNFIELD DEVELOPMENT:** Amount expected to be lost from municipal implementation of Brownfield plans and promotions for the redevelopment and revitalization of environmentally distressed areas, per P.A. 381 of 1996.

LESS: DELINQUENT TAXES - CURRENT: Amount of delinquent property taxes written off as "uncollectible" during the fiscal year.

LESS: MILLAGE REDUCTION: The effect of reducing the County's authorized millage rate by **0.034** mills, from 4.2240 mills to **4.19** mills.

FEDERAL GRANTS

HEALTH AND HUMAN SERVICES - Federal payment of school meals for children in the Children's Village School. Also, federal reimbursement for Health Division services related to Non-Community - Type II Water Supply, Long-Term Drinking Water Monitoring, Radon, Public Swimming Pool Inspections, Septage, On-Site Sewage, Campground Inspection, and Drinking Water Supply. The County receives federal funding on an annual basis as reimbursement for a portion of the Homeland Security Manager's salary.

PROSECUTING ATTORNEY - State of Michigan Department of Human Services (DHS) (federal portion) of Title IV-E contract revenues to the Prosecuting Attorney's Office to provide legal consultation regarding prosecution of abuse/neglect of children cases.

SHERIFF (CORRECTIVE SERVICES) - Federal payments for the housing of non-citizens in the Oakland County Jail.

STATE GRANTS

HEALTH AND HUMAN SERVICES (HEALTH DIVISION) - Granting of Local Public Health Operational (LPHO) funds from the state Department of Community Health, as established by the Public Health Code.

PROSECUTING ATTORNEY - State of Michigan Department of Human Services (DHS) (state portion) of Title IV-E contract revenues to the Prosecuting Attorney's Office to provide legal consultation regarding prosecution of abuse/neglect of children cases.

WATER RESOURCES COMMISSIONER - Stormwater, Asset Management and Wastewater (SAW) Grant funding.

NON-DEPARTMENTAL (CHILD CARE SUBSIDY) - 50% subsidy by the State for net child care costs. Net child care costs include all County costs, with the exception of state institutions and adoptive subsidies that fall under the state approved budget. Adoptive subsidies are reimbursed 100%. The State invoices the County for 50% of state institution cost and therefore, state institution costs are not reimbursable from Child Care Subsidy.

INTERGOVERNMENTAL GENERAL REIMBURSEMENT REVENUE (NON-DEPARTMENTAL)

STATE COURT FUND: State reimbursement for trial court expenses, in addition to judges' salaries and jury fees, as approved through adoption of Public Act 374 of 1996. Funds are distributed to Counties based upon Circuit Court and Probate Court caseloads.

CIGARETTE TAX DISTRIBUTION: County share of distribution of revenue generated by a four cent (\$0.04) per pack tax under P.A. 219 and P.A. 264 of 1987, as amended by adoption of State Proposal A in 1994. 11/17 of these funds must be used for Public Health programs.

CONVENTION FACILITY/LIQUOR TAX: County share of distribution of revenue generated from Tri-County convention facilities tax levied under P.A. 106 and 4% liquor tax levied under P.A. 107 of 1985, when these revenues exceed the debt service requirements for convention facilities and the distribution of liquor tax receipts to the 80 "out-state" counties. One-half of these funds must be used for substance abuse treatment programs.

CIRCUIT COURT: State fees collected for drug case management.

DISTRICT COURT: State fees collected for drug case management.

HEALTH AND HUMAN SERVICES/HOMELAND SECURITY: Payment from communities for their share of new tornado sirens.

SHERIFF: Reimbursement from the Social Security Administration for the housing of SSI eligible inmates, as well as reimbursement from the State for the Marine Safety Program.

NON-DEPARTMENTAL: Reimbursement for Circuit, Probate, and 52nd District Court Judges salaries; first instituted in 1985 as a standardization payment with full reimbursement instituted, beginning in Fiscal Year 1997, with the adoption of Public Act 374 of 1996. Also, includes the restoration of Revenue Sharing starting in FY 2015.

CHARGES FOR SERVICES

BOARD OF COMMISSIONERS: Per Diem reimbursement for serving on various boards and commissions, as well as Library Board charges for copies run on copier machines by law firm personnel, businesses, law students, and members of the general public.

CENTRAL SERVICES: Commission from vending machine sales and Oakland Room Cafeteria. Due to the closing of the Printing, Mailing and Copier Fund, the Mailing program is accounted for in the General Fund.

CIRCUIT COURT: Court costs, reimbursement for Court appointed attorneys, mediation fines, Jury Fees, and revenue generated by sale of marriage licenses utilized in provision of family counseling services.

COUNTY CLERK/REGISTER OF DEEDS: Fees and service charges collected by the County Clerk for County records such as births, deaths, marriages, business and professional registration, Circuit Court records, and Forfeiture of Bonds; fees and service charges collected by the Register of Deeds to record official County documents such as deeds, mortgages, surveys, land contracts, and other miscellaneous documents affecting real property, and collection of Land Transfer Tax (P.A. 134 of 1996) of \$0.55 for each \$500 of value of property transferred and fees charged for on-line access to specific public records; and fees and reimbursements for costs associated with elections.

COUNTY EXECUTIVE: Reimbursement for negotiated rebates on large, countywide purchasing contracts, for such items as office supplies and Purchasing Cards, through the Compliance Office Division.

DISTRICT COURT: County portion of fees and costs collected from Oakland County's four divisions of the 52nd District Courts. Includes collection of Probation Oversight Fees and fees under O.U.I.L Legislation (P.A. 309), ordinance fines and costs, State law costs, filing fees from civil cases, and reimbursement for court appointed attorneys.

ECONOMIC DEVELOPMENT AND COMMUNITY AFFAIRS: Reimbursement of costs from local communities participating in the North Oakland Household Hazardous Waste Consortium (NO HAZ) collection program; sale of map products from the One Stop Shop; and reimbursement for administrative and technical services from the Business Finance Corporation and the Economic Development Corporation.

HEALTH AND HUMAN SERVICES: Revenue for various inspection/permit fees, reimbursements from other governmental units, clients and third parties for services rendered by the Health Division; and State reimbursement for housing of State Wards in Children's Village as well as state aid for students enrolled in Children's Village School. Homeland Security receives Federal grant funding from Hazardous Material Transportation Uniform Safety Act (HMTUSA) for development of hazardous material response planning.

HUMAN RESOURCES: Reimbursement for duplicating personnel records and Freedom of Information Act (FOIA) requests.

MANAGEMENT AND BUDGET: Reimbursement for assessment and appraisal services provided by the Equalization Division to local units of governments. Fiscal Services Reimbursement Unit receives 25% Administrative Fee for collections from guardians recovering Child Care Cost and Late Penalty Fees, which are one-time charges of 20% on inmate invoices (except restitutions) issued that are delinquent more than 56 days.

NON-DEPARTMENTAL: Commissions on public phone use by inmates in the Oakland County Jail.

PROBATE COURT: Fees collected for services rendered by Probate Court including gross estate fees, filing fees and reimbursement for court appointed attorneys.

PROSECUTING ATTORNEY: Reimbursement for tuition income from local police departments for training in legal procedures, partial reimbursement for costs associated with crime victims' witness and protection programs, fee charged for victim welfare fraud case reviews and forensic lab requests.

PUBLIC SERVICES: Fees generated by Community Corrections from participants in the Weekend Alternative for Misdemeanants (WAM) and STEP Forward programs; fees collected by the Animal Control Division while enforcing the Michigan State Dog Law. These fees include dog license fees, impound and board fees, adoption fees, and medical fees. MSU Extension receives fees from participants in the Natural Science Program. Medical Examiner reflects charges for autopsies, cremations, court testimony, depositions, body storage and miscellaneous reports.

SHERIFF: Charges for Civil Action and Processing services in the Civil Division, local municipal deputy contracts for law enforcement, court security, and dispatch services, reimbursement for overtime and housing of state prisoners diverted to the county jail, board and care charged to work release and main jail inmates, as well as miscellaneous revenues.

TREASURER'S OFFICE: Miscellaneous refunds and charges for services performed by the Treasurer. Also, County portion of inheritance taxes, collection fees from delinquent taxes, collection of Industrial and Commercial Facilities Taxes, and Investment fees.

WATER RESOURCES COMMISSIONER: Reimbursement from drainage projects and water and sewer systems for services rendered by budgeted personnel. Also includes Soil Erosion fees and Plat review fees.

INVESTMENT INCOME

Interest income earned by the County's General Fund from investments by the County Treasurer, as well as smaller accounts in the Clerk and 52nd District Court.

PLANNED USE OF FUND BALANCE

Non-Departmental: The FY 2015 budget assumes the use of fund balance of \$34.1 million, FY 2016 assumes \$29.2 million and FY 2017 assumes \$25.9 million.

OTHER REVENUES

CENTRAL SERVICES: Anticipated revenue from the sale of equipment during the County's biannual auction and internet auctions.

NON-DEPARTMENTAL: Sundry receipts and refunds, generally small in amount and non-recurring, therefore not warranting separate classification.

SHERIFF: Anticipated revenue from the sale of equipment during the County's biannual auction.

CONTRIBUTIONS

ECONOMIC DEVELOPMENT: Donations to sponsor annual Business Roundtable events.

INDIRECT COST RECOVERY (NON-DEPARTMENTAL)

Third party reimbursement for the overhead incurred by the County in the administration of grants, contractual programs, as well as the County's Internal Services and Enterprise funds. The level of reimbursement is based upon a calculated rate approved by the United States Department of Housing and Urban Development.

TRANSFERS IN

NON-DEPARTMENTAL:

DELINQUENT TAX REVOLVING FUND - GENERAL OPERATIONS - To support General Fund operations, an annual transfer of \$10.8 million for the FY 2015, \$10.8 million for FY 2016, and \$10.8 million for FY 2017.

REVENUE SHARING RESERVE - Annual Transfer from Revenue Sharing Reserve is the result of Public Act 357 of 2004. The Transfer replaces the lost state revenue sharing related to the tax shift. The transfer for FY 2015 is \$8,379,378 representing the final transfer from the Revenue Sharing Reserve Fund.

SHERIFF: Transfer of monies from various restricted funds for eligible forensic lab, dispatch, and training costs.

TREASURER: Transfer of interest and penalties earned from the Delinquent Tax Revolving Fund.

Expenditure Summary
OAKLAND COUNTY, MICHIGAN

FY2015 AND FY2016 AND FY2017 Adopted Budget

Department	FY 2013 Actual	FY 2014			FY 2015 Adopted	FY 2016 Adopted	FY 2017 Adopted
		Adopted Budget	Amended Budget As Of 6/30	Estimated Actual			
<u>Circuit Court</u>							
Judicial / Administration	8,404,108	8,696,441	9,024,238	8,508,238	8,846,860	8,977,012	8,978,186
Business Division	1,819,774	1,897,284	1,894,642	1,841,642	1,987,608	1,998,556	1,998,848
Civil / Criminal Division	8,887,197	9,751,677	10,016,932	9,306,932	9,211,329	9,482,322	9,489,534
Family Division	23,475,170	30,854,687	30,946,684	26,636,684	30,209,857	30,396,206	30,401,083
	42,586,249	51,200,089	51,882,496	46,293,496	50,255,654	50,854,096	50,867,651
<u>District Court</u>							
District Court Administration	225,560	212,968	212,968	212,968	210,883	210,883	210,883
Division I Novi	5,238,498	5,454,957	5,510,417	5,252,417	5,361,250	5,362,219	5,362,219
Division II Clarkston	2,620,024	2,762,661	2,813,051	2,671,551	2,752,112	2,758,822	2,764,477
Division III Rochester Hills	4,649,539	4,923,342	5,011,817	4,807,817	4,881,340	4,947,261	4,948,988
Division IV Troy	2,941,297	2,988,773	2,999,541	2,894,541	2,915,531	2,916,267	2,916,267
	15,674,918	16,342,701	16,547,794	15,839,294	16,121,116	16,195,452	16,202,834
<u>Probate Court</u>							
Probate Court Administration	2,528,070	2,680,242	2,683,573	2,571,573	2,618,162	2,649,773	2,650,614
Probate Estates and Mental Hlt	3,282,695	3,285,095	3,321,416	3,306,416	3,358,829	3,384,581	3,385,250
	5,810,765	5,965,337	6,004,989	5,877,989	5,976,991	6,034,354	6,035,864
<u>Prosecuting Attorney</u>							
Prosecuting Attorney Admin	4,320,460	4,551,792	4,744,710	4,668,991	4,451,885	4,618,119	4,622,465
Prosecuting Attorney Litigation	9,824,028	10,359,980	10,367,446	9,907,917	10,458,656	10,465,397	10,465,397
Prosecuting Attorney Warrants	2,062,187	2,158,861	2,158,861	2,071,103	2,155,744	2,155,744	2,155,744
Prosecuting Attorney Appellate	1,715,272	1,800,761	1,800,761	1,723,449	1,785,221	1,785,221	1,785,221
	17,921,947	18,871,394	19,071,778	18,371,460	18,851,506	19,024,481	19,028,827
<u>Sheriff</u>							
Sheriff Staff Division	2,068,267	2,099,755	2,099,755	2,169,108	2,050,950	2,094,641	2,092,800
Administrative Services	3,204,156	3,557,848	3,723,548	3,474,615	3,500,617	3,500,751	3,500,751
Corrective Services	46,207,318	47,790,393	48,146,760	46,940,683	45,570,821	46,253,613	46,271,604
Corrective Serv - Satellites	13,243,372	12,865,114	12,951,305	13,520,338	12,580,114	12,750,991	12,755,319
Emerg Resp and Prepared	7,360,961	8,215,138	8,319,407	7,495,895	8,375,413	8,393,505	8,446,568
Patrol Services	48,609,602	51,366,403	52,165,586	50,290,073	50,574,013	50,758,789	50,764,176
Technical Services	11,618,388	10,964,432	11,832,795	12,562,173	11,188,345	11,347,963	11,351,602
	132,312,064	136,859,083	139,239,155	136,452,884	133,840,273	135,100,253	135,182,820
<u>Board of Commissioners Dept</u>							
Board of Commissioners Div	2,670,193	2,746,898	2,852,185	2,649,343	2,722,883	2,746,749	2,747,383
Library Board	1,346,450	1,422,312	1,426,402	1,358,185	1,334,523	1,397,881	1,403,400
	4,016,643	4,169,210	4,278,587	4,007,528	4,057,406	4,144,630	4,150,783

Expenditure Summary
OAKLAND COUNTY, MICHIGAN

FY2015 AND FY2016 AND FY2017 Adopted Budget

Department	FY 2013 Actual	FY 2014			FY 2015 Adopted	FY 2016 Adopted	FY 2017 Adopted
		Adopted Budget	Amended Budget As Of 6/30	Estimated Actual			
<u>Water Resources Commissioner</u>							
Water Resources Administration	5,146,529	5,287,716	5,556,363	5,546,070	5,056,243	5,195,080	5,226,487
Operations and Maintenance	0	0	0	38,266	0	0	0
Engineering and Construction	(99)	0	0	0	0	0	0
	5,146,430	5,287,716	5,556,363	5,584,336	5,056,243	5,195,080	5,226,487
<u>County Clerk/Register of Deeds</u>							
Co Clerk Register of Deeds Adm	891,073	893,701	865,475	813,288	862,461	844,435	867,568
County Clerk	4,012,653	4,499,196	4,643,235	4,106,497	4,412,337	4,462,206	4,463,533
Elections	1,548,967	1,879,225	1,882,578	1,784,899	1,856,993	1,890,937	1,891,840
Register of Deeds	2,534,401	2,431,959	2,431,959	2,306,588	2,429,226	2,456,396	2,457,120
Jury Commission	103,308	121,910	122,419	109,735	117,835	122,443	122,566
Micrographics	525,508	526,081	531,246	491,008	536,956	548,107	548,404
	9,615,909	10,352,072	10,476,912	9,612,015	10,215,808	10,324,524	10,351,031
<u>Treasurers Dept</u>							
Treasurers Office	8,372,940	8,554,912	9,020,331	8,632,219	8,487,522	8,483,782	8,484,511
	8,372,940	8,554,912	9,020,331	8,632,219	8,487,522	8,483,782	8,484,511
<u>County Executive</u>							
County Executive	2,768,004	2,904,268	3,422,200	2,924,200	2,794,855	2,838,732	2,839,893
Compliance Office	1,586,772	1,746,730	1,761,795	1,743,295	1,720,887	1,739,095	1,739,579
Corporation Counsel	2,165,567	2,294,209	2,297,121	2,252,121	2,264,694	2,282,849	2,283,332
	6,520,344	6,945,207	7,481,116	6,919,616	6,780,436	6,860,676	6,862,804
<u>Management and Budget</u>							
Management and Budget Admin	239,724	244,586	244,586	244,586	236,937	239,314	239,377
Purchasing Admin Unit	109,816	0	0	0	0	0	0
Equalization Admin Unit	8,710,418	9,601,821	9,990,172	8,708,172	9,287,001	9,314,539	9,315,272
Fiscal Services	8,739,946	9,596,153	9,815,117	8,880,117	9,356,675	9,433,363	9,435,387
	17,799,905	19,442,560	20,049,875	17,832,875	18,880,613	18,987,216	18,990,036
<u>Central Services</u>							
Central Services Admin	229,544	235,060	235,586	235,586	227,501	228,639	228,666
Support Services	2,212,641	2,324,921	2,352,037	2,338,287	2,199,860	2,309,978	2,312,857
	2,442,184	2,559,981	2,587,623	2,573,873	2,427,361	2,538,617	2,541,523
<u>Facilities Management Dept</u>							
Facilities Management Admin	220,198	226,974	226,974	226,974	223,687	224,818	224,848
Facilities Maintenance and Op	0	0	0	0	0	0	0
Facilities Engineering	976,247	945,587	952,924	952,924	1,002,827	925,368	925,483
	1,196,445	1,172,561	1,179,898	1,179,898	1,226,514	1,150,186	1,150,331
<u>Human Resources</u>							

Expenditure Summary
OAKLAND COUNTY, MICHIGAN
FY2015 AND FY2016 AND FY2017 Adopted Budget

Department	FY 2013 Actual	FY 2014			FY 2015 Adopted	FY 2016 Adopted	FY 2017 Adopted
		Adopted Budget	Amended Budget As Of 6/30	Estimated Actual			
Human Resources Administration	762,128	1,096,369	1,106,788	886,788	1,059,267	1,065,151	1,065,308
Human Resources General	2,437,219	2,687,879	2,805,126	2,526,126	2,695,068	2,713,571	2,714,064
Human Resources Comp / Benefit	310,108	360,990	360,990	349,490	334,645	360,095	360,772
	3,509,455	4,145,238	4,272,904	3,762,404	4,088,980	4,138,817	4,140,144
<u>Health and Human Svc Dept</u>							
Health and Human Svc Adm Div	7,411,097	9,228,592	9,204,754	7,104,754	8,972,419	8,973,460	8,973,488
Health Division	28,752,709	31,261,697	31,759,559	29,096,116	29,045,548	29,235,252	29,240,263
Children's Village	21,275,517	21,409,604	21,511,373	21,402,973	21,444,620	21,796,185	21,805,338
Homeland Security	1,337,957	1,491,367	1,518,749	1,473,749	1,540,101	1,561,608	1,562,587
	58,777,280	63,391,260	63,994,435	59,077,592	61,002,688	61,566,505	61,581,676
<u>Public Services</u>							
Public Services Administration	193,589	192,615	192,615	227,615	225,700	226,755	226,783
Veterans Services	1,720,843	1,872,352	1,876,520	1,778,520	1,896,948	1,912,665	1,913,059
Community Corrections	4,600,340	4,614,224	4,694,646	4,564,646	4,592,817	4,629,636	4,630,525
MSU Extension Oakland County	1,087,583	1,180,572	1,182,616	1,112,616	1,126,255	1,149,549	1,150,169
Medical Examiner	4,520,313	4,610,238	4,687,198	4,487,198	4,544,360	4,635,798	4,638,184
Animal Control	3,211,784	3,224,724	3,435,183	3,335,183	3,193,335	3,292,938	3,295,137
Circuit Court Probation	541,798	616,687	620,962	620,962	520,420	589,770	591,615
	15,876,250	16,311,412	16,689,740	16,126,740	16,099,835	16,437,111	16,445,472
<u>Economic Develop/Comm Affairs</u>							
Economic Dev Comm Affairs Adm	1,759,366	1,597,275	1,700,910	1,151,378	1,618,310	1,624,923	1,625,099
Planning and Economic Develop	5,060,592	5,876,395	6,111,342	4,143,926	5,964,896	6,037,087	6,056,043
Community and Home Improvement	437,277	0	0	0	0	0	0
Workforce Development	0	25,620	25,620	0	25,620	25,620	25,620
	7,257,235	7,499,290	7,837,872	5,295,304	7,608,826	7,687,630	7,706,762
<u>Non-Departmental Dpt</u>							
Non-Departmental	30,024,029	31,628,287	34,418,811	32,915,911	40,078,477	29,964,544	28,439,133
	30,024,029	31,628,287	34,418,811	32,915,911	40,078,477	29,964,544	28,439,133
<u>Non-Departmental Transfers</u>							
Non Departmental Transfers	0	8,595,488	4,916,806	4,916,806	11,285,713	17,765,808	22,146,308
	0	8,595,488	4,916,806	4,916,806	11,285,713	17,765,808	22,146,308
Total General Fund / General Purpose Funds	384,860,992	419,293,798	425,507,486	401,272,241	422,341,962	422,453,762	425,534,997
<u>Special Revenue</u>							
2010 Regional Green St Prog	33,816	0	0	0	0	0	0

Expenditure Summary
OAKLAND COUNTY, MICHIGAN
FY2015 AND FY2016 AND FY2017 Adopted Budget

Department	FY 2013 Actual	FY 2014			FY 2015 Adopted	FY 2016 Adopted	FY 2017 Adopted
		Adopted Budget	Amended Budget As Of 6/30	Estimated Actual			
Animal Control Grants	48,250	0	0	0	0	0	0
Art Culture Film Grant	38,393	41,100	40,565	0	40,565	40,565	40,565
ATPA Grants	1,011,244	982,671	1,007,152	1,007,152	866,721	866,721	866,721
BFC Personnel	435,282	564,551	564,551	335,466	561,304	561,304	561,304
Brownfield Consortium Assessmt	0	0	600,000	175,836	0	0	0
Child Lead Poisoning	5,000	0	5,000	5,000	0	0	0
Cir Crt Adoption Incentive Gr	30,390	0	0	0	0	0	0
CLEMIS IT	763,419	0	0	193,234	0	0	0
Clerk Survey Remonumentation	357,405	339,282	298,331	298,331	298,331	298,331	298,331
CMH OSAS Medicaid	2,664,152	2,200,000	2,200,000	2,200,000	0	0	0
Community Corrections	1,620,632	1,702,257	1,700,788	1,700,788	1,700,788	1,700,788	1,700,788
Community Develop Block Grants	5,270,453	4,629,243	4,629,243	3,901,351	5,631,969	5,631,969	5,631,969
County Veterans Trust	262,669	63,460	63,460	63,460	63,460	63,460	63,460
Criminal Justice Train Grant	73,166	150,000	150,000	150,000	150,000	150,000	150,000
Domestic Preparedness Equipmen	5,503,431	648,959	718,422	718,422	718,422	718,422	718,422
Drug Court Circuit Adult SCAO	37,772	30,000	65,940	65,940	47,000	47,000	47,000
Drug Court Circuit Juveni SCAO	86,815	40,000	99,618	99,618	43,000	43,000	43,000
Drug Court District 52 2 SCAO	0	0	0	0	0	0	0
Drug Court District 52 3 SCAO	500	0	25,000	25,000	0	0	0
Drug Court District 52 4 SCAO	0	0	13,000	13,000	13,000	13,000	13,000
Drug Court Dist 52 1 Probation	0	0	75,000	75,000	75,000	75,000	75,000
Urban Drug Court	30,221	247,229	290,320	290,320	290,320	290,320	290,320
Drug Policy Grant	523,529	589,452	440,556	440,556	440,556	440,556	440,556
Economic Development Corp	28,501	48,500	28,700	17,749	28,700	28,700	28,700
Emergency Shelter Grants	23,457	172,054	172,054	0	0	0	0
Emergency Solutions Grants	380,709	0	0	256,310	301,785	301,785	301,785
Energy Efficiency Conservation	811,095	0	0	0	0	0	0
FEMA Grants	33,393	0	0	0	0	0	0
Competitive Grant Assistance	0	0	21,700	21,700	0	0	0
Fetal Infant Mortality Review	5,714	5,400	5,400	5,400	5,400	5,400	5,400
FOC Access Visitation	25,473	21,000	14,500	14,500	14,500	14,500	14,500
Friend of the Court	15,843,182	16,234,917	16,270,763	16,270,763	16,018,112	16,080,576	16,082,157
Economic Adjustment Assistance	0	0	80,000	0	0	0	0
Great Lakes Restoration Init	(36,120)	0	0	0	0	0	0
Health Adolescent Screening	73,359	73,000	73,000	73,000	73,000	73,000	73,000
Health AIDS Counseling	508,514	497,900	497,900	497,900	497,900	497,900	497,900
Health Bioterrorism	108,262	84,042	90,105	90,105	62,000	62,000	62,000

Expenditure Summary
OAKLAND COUNTY, MICHIGAN

FY2015 AND FY2016 AND FY2017 Adopted Budget

Department	FY 2013 Actual	FY 2014			FY 2015 Adopted	FY 2016 Adopted	FY 2017 Adopted
		Adopted Budget	Amended Budget As Of 6/30	Estimated Actual			
Health HIV Surveillance	0	0	50,000	50,000	50,000	50,000	50,000
Health CDC Imm Grants	10,000	0	0	0	0	0	0
Public Hlth Emerg Preparedness	560,684	514,408	412,602	412,602	524,886	524,886	524,886
Health Child Services	0	0	0	0	0	0	0
Healthy Communities Planning	158,751	131,979	159,073	159,073	159,073	159,073	159,073
Health MCH Block	812,556	881,457	902,533	902,533	880,033	880,033	880,033
Health MDPH OSAS	4,686,878	4,675,503	4,655,787	4,655,787	1,106,258	1,106,258	1,106,258
Health TB Outreach	68,084	62,976	73,413	73,413	60,024	60,024	60,024
Health Tobacco Reduction	2,779	0	0	0	0	0	0
Health Vaccines for Children	103,324	103,324	105,464	105,464	105,464	105,464	105,464
Health WIC	2,761,771	2,605,838	2,556,138	2,556,138	2,598,006	2,598,006	2,598,006
Hlth Immunization Action Plan	553,444	511,361	548,833	548,833	518,833	518,833	518,833
Hlth Nurse Family Partnership	532,760	485,000	573,750	573,750	620,970	620,970	620,970
Hlth Great Parents Great Start REACH	0	0	48,441	48,441	0	0	0
Home Inv Partner Act Pontiac	642,219	0	0	324,852	0	0	0
Home Investment Partner Grants	1,088,866	2,381,172	2,381,172	1,901,804	3,342,511	3,342,511	3,342,511
Housing Counseling Grants	42,513	55,976	55,976	17,798	55,976	55,976	55,976
MSHDA Counseling	118,988	84,000	84,000	31,450	84,000	84,000	84,000
Nat Foreclosure Mitigation Con	0	0	0	12,020	6,600	6,600	6,600
National Mortgage Settlement	2,475	175,100	175,100	172,625	0	0	0
JAG FY2011 to FY2014	19,455	0	0	0	0	0	0
JAG 2012 DJ BX 0255	83,198	0	0	0	0	0	0
Juvenile Acct Incentive Block	79,496	98,102	80,935	80,935	96,858	96,858	96,858
Local Law Enforcement Block Gr	29,509	121,994	121,994	121,994	121,994	121,994	121,994
MI Child	33,620	15,000	15,000	15,000	0	0	0
Michigan Economic Development	49,480	0	0	1,498	0	0	0
MI Financial Empowerment	0	0	25,000	25,000	0	0	0
Mich Mental Health SCAO	59,881	60,000	60,000	60,000	60,000	60,000	60,000
Neighborhood Stabilization	1,675,947	298,521	298,521	1,485,907	298,521	298,521	298,521
NSP3 Pontiac	16,409	0	0	145,758	0	0	0
OSAS Adult Benefit Waiver Gt	440,912	223,585	223,585	223,585	0	0	0
Pollution Prevention Grant	41,163	0	0	0	0	0	0
PSP and COPS Program	201,646	0	0	0	0	0	0
Prosecutor Co Op Reimbursement	2,470,289	2,751,301	2,751,301	2,751,301	2,653,183	2,669,389	2,669,801
Prosecutor VOCA	83,106	86,961	86,961	86,961	86,936	86,936	86,936
Public Health Training	10,000	0	0	0	0	0	0

Expenditure Summary
OAKLAND COUNTY, MICHIGAN

FY2015 AND FY2016 AND FY2017 Adopted Budget

Department	FY 2013 Actual	FY 2014			FY 2015 Adopted	FY 2016 Adopted	FY 2017 Adopted
		Adopted Budget	Amended Budget As Of 6/30	Estimated Actual			
Recovery Act Byrne JAG	120,129	0	0	0	0	0	0
Register of Deeds Automation	1,531,475	2,771,333	2,771,333	2,771,333	2,747,729	2,747,729	2,747,729
Second Chance Grants	2,048	0	0	0	0	0	0
Sheriff Road Patrol	761,310	761,310	786,687	786,687	688,542	690,800	690,800
TIGER II Planning Grant	48,310	0	0	0	0	0	0
Waste Resource Management	104,762	0	0	1,151	0	0	0
Workforce Development	21,104,820	22,128,493	22,128,493	84,164	17,058,003	17,058,003	17,058,003
	77,715,132	71,349,711	72,437,445	50,258,043	61,866,233	61,947,161	61,949,154
Proprietary							
CLEMIS	6,918,836	8,360,043	8,360,043	6,939,387	8,817,035	8,733,642	8,758,097
Clinton-Oakland SDS	36,213,120	31,934,420	32,088,584	32,088,584	36,889,180	37,203,359	36,214,662
County Airports	6,653,185	6,830,178	6,830,178	7,607,890	6,654,963	6,622,037	6,546,353
Delinquent Tax Revolving	21,579,818	20,974,253	20,974,253	20,537,603	20,424,034	19,808,481	19,435,307
Delinquent Personal Tax Admin	1,013,526	903,281	903,281	765,703	936,038	956,143	958,100
Drain Equipment	26,587,143	29,258,816	32,969,245	29,450,684	34,094,949	34,597,959	34,823,580
Evergreen-Farmington SDS	38,933,431	38,736,654	38,937,128	38,937,128	39,456,264	39,974,349	39,983,569
Fire Records Management	616,876	667,489	667,489	493,185	675,076	676,418	679,959
George Kuhn SDS	45,908,398	49,078,897	49,282,612	49,282,612	49,245,082	50,066,951	50,078,032
Huron-Rouge SDS	5,742,056	6,680,190	6,701,936	6,701,936	6,380,854	6,481,299	6,481,526
Parks and Recreation	21,204,776	25,774,494	26,009,598	24,284,598	25,151,352	25,397,762	25,522,862
Radio Communications	10,696,112	10,006,472	10,006,472	9,248,969	9,434,128	9,165,548	9,173,107
Water and Sewer Trust	77,384,324	79,823,916	81,505,509	81,505,509	85,295,280	86,251,493	86,382,130
	299,451,601	309,029,103	315,236,328	307,843,788	323,454,235	325,935,441	325,037,284
Total Special Revenue / Proprietary Funds	377,166,733	380,378,814	387,673,773	358,101,831	385,320,468	387,882,602	386,986,438
Grand Total Expenditures	762,027,725	799,672,612	813,181,259	759,374,072	807,662,430	810,336,364	812,521,435

SALARY AND POSITION INFORMATION

OAKLAND COUNTY GOVERNMENT			
CP	REC FY 15	TOT FY 15	ELECTORATE OF OAKLAND COUNTY
2895	24(8)	2904	Gen Fund/Gen Purpose
409		409	Special Revenue
1078	29(18)	1089	Proprietary
4382	53(26)	4402	Total Positions

COUNTY EXECUTIVE DEPARTMENTS (d)			
CP	REC FY 15	TOT FY 15	COUNTY EXECUTIVE
957	14(6)	964	Gen Fund/Gen Purpose
146		146	Special Revenue
418	4(2)	419	Proprietary
1521	18(8)	1529	Total Positions

ADMINISTRATION OF JUSTICE			
CP	REC FY 15	TOT FY 15	
503	6	505	Gen Fund/Gen Purpose
146		146	Special Revenue
649	6	651	Total Positions

GENERAL GOVERNMENT & LEGISLATIVE BRANCH			
CP	REC FY 15	TOT FY 15	
207		207	Gen Fund/Gen Purpose
59		59	Special Revenue
659	25(16)	669	Proprietary
925	25(16)	935	Total Positions

LAW ENFORCEMENT			
CP	REC FY 15	TOT FY 15	
1228	4(2)	1228	Gen Fund/Gen Purpose
58		58	Special Revenue
1		1	Proprietary
1287	4(2)	1287	Total Positions

CIRCUIT COURT (c)			
CP	REC FY 15	TOT FY 15	CIRCUIT COURT JUDGES
268	4	268	Gen Fund/Gen Purpose
144		144	Special Revenue
412	4	412	Total Positions

COUNTY CLERK / REGISTER OF DEEDS			
CP	REC FY 15	TOT FY 15	COUNTY CLERK / REGISTER OF DEEDS
106		106	Gen Fund/Gen Purpose
6		6	Special Revenue
0		0	Proprietary
112		112	Total Positions

PROSECUTING ATTORNEY (b)			
CP	REC FY 15	TOT FY 15	PROSECUTING ATTNY.
143	1	143	Gen Fund/Gen Purpose
27		27	Special Revenue
0		0	Proprietary
170	1	170	Total Positions

52ND DISTRICT COURT			
CP	REC FY 15	TOT FY 15	DISTRICT COURT JUDGES
186		186	Gen Fund/Gen Purpose
2		2	Special Revenue
188		188	Total Positions

TREASURER (a)			
CP	REC FY 15	TOT FY 15	COUNTY TREASURER
40		40	Gen Fund/Gen Purpose
0		0	Special Revenue
7		7	Proprietary
47		47	Total Positions

SHERIFF DEPARTMENT (b)			
CP	REC FY 15	TOT FY 15	SHERIFF
1085	3(2)	1085	Gen Fund/Gen Purpose
31		31	Special Revenue
1		1	Proprietary
1117	3(2)	1117	Total Positions

PROBATE COURT			
CP	REC FY 15	TOT FY 15	PROBATE COURT JUDGES
49	2	51	Gen Fund/Gen Purpose
0		0	Special Revenue
49	2	51	Total Positions

BOARD OF COMMISSIONERS			
CP	REC FY 15	TOT FY 15	BOARD CHAIRPERSON
37		37	Gen Fund/Gen Purpose
0		0	Special Revenue
0		0	Proprietary
37		37	Total Positions

PARKS & RECREATION DEPARTMENT			
CP	REC FY 15	TOT FY 15	EXECUTIVE OFFICER- PARKS & RECREATION
0		0	Gen Fund/Gen Purpose
419	19(16)	425	Proprietary
419	19(16)	425	Total Positions

WATER RESOURCES COMMISSIONER			
CP	REC FY 15	TOT FY 15	WATER RESOURCES COMMISSIONER
24		24	Gen Fund/Gen Purpose
53		53	Special Revenue
233	4	237	Proprietary
310	4	314	Total Positions

(a) Two (2) GF/GP positions to sunset 09/30/15.
 (b) One (1) position created effective 01/01/15, per FY15 Budget.
 (c) Three (3) positions created effective 01/01/15, per FY15 Budget.
 (d) Two (2) GF/GP positions deleted effective 01/01/15, per FY15 Budget.

TUITION REIMBURSEMENT

FY 2014 Allocation: \$260,000

FY 2015 - 2017 Allocation: \$460,000

Merit Rule 20 provides tuition reimbursement to County employees eligible for fringe benefits for successfully completing coursework related to their present or probable future County job. This benefit currently provides for up to \$800 per semester, with an annual limit of \$2,400 per fiscal year. Current rate of reimbursement was established by the Board of Commissioners as part of the FY2000 budget. The Human Resources Department provides uniform coordination of the program and compliance with Merit System Tuition Reimbursement policy. Employees invest their own time to complete the course work.

Tuition Reimbursement has become increasingly important as the County seeks to prepare employees to meet future needs in terms of succession planning in the years ahead. To encourage participation in the program, and further expand employee growth, the Tuition Reimbursement maximums were increased to \$1,400 per semester and \$4,200 per year.

The following is an historical breakdown of the program budgets and expenditures.

YEAR	NO. EMPLOYEES	BUDGET	EXPENDITURES
2005	298	350,000	331,796
2006	296	360,000	323,747
2007	281	360,000	303,142
2008	222	360,000	275,926
2009	193	360,000	250,654
2010	181	300,000	224,610
2011	163	260,000	192,642
2012	148	260,000	160,315
2013	113	260,000	123,232
2014	140	260,000	127,349

EMERGENCY SALARIES

FY 2014 Allocation: \$1,310,000

FY 2015 - 2017 Allocation: \$831,000

The Emergency Salaries Fund was established in 1981 and is administered by the Human Resources Department to provide the most economical and efficient means of temporary staff replacement to accomplish essential County work. Use of Emergency Salaries is an economical alternative to the addition of permanent positions to accommodate fluctuating workloads.

The Human Resources Department maintains a number of emergency salary clerical employees (commonly referred to as the clerical pool) who are available on short notice to fill in for emergency clerical situations. A number of emergency salary positions are also created for Children's Village to provide flexibility in staffing coverage where dependent wards of the Court require around-the-clock supervision as occupancy varies. Other departments utilize this resource for absences resulting from long-term illnesses, injuries, family leave or special projects. Emergency Salaries are not intended to cover functions or positions requested but not approved in the budget process.

The Emergency Salaries fund continues to be an economical method of meeting temporary emergency staffing needs.

YEAR	BUDGET	EXPENDITURES
2004	1,267,500	1,161,256
2005	1,267,500	1,166,961
2006	1,305,500	1,423,306
2007	1,305,500	1,213,731
2008	1,305,500	1,176,956
2009	1,320,709	1,141,396
2010	1,309,945	1,059,585
2011	1,309,945	1,113,071
2012	1,310,000	943,251
2013	1,310,000	1,013,051
2014	1,310,000	1,095,526

SUMMER EMPLOYMENT

FY 2014 Allocation: \$250,000

FY 2015 - 2017 Allocation: \$250,000

Oakland County has traditionally hired part-time non-eligible seasonal employees to perform a variety of routine jobs during the summer months. The Human Resources Department administers the program with departments submitting requests during each budget process. Summer applications are accepted from mid-February until the first of March. Summer employment is from mid-April until mid-September. Summer employees perform routine office duties and seasonal work in the maintenance of County grounds and the operations of County parks. In addition to the amounts recommended here for the governmental summer employment fund, costs for Proprietary/Special Revenue summer employees are recovered through charges to departments and/or park user fees.

YEAR	BUDGET	EXPENDITURES
2004	402,988	353,610
2005	372,431	348,309
2006	376,500	374,353
2007	376,500	375,464
2008	364,360	379,607
2009	353,738	295,564
2010	259,766	237,311
2011	250,000	236,455
2012	250,000	207,160
2013	250,000	226,188
2014	250,000	239,542

Note: FY2003 Budgeted amount reduced by \$144,316 as a part of Phase I Budget Task Reductions, per Misc. Res. #03043, effective 4/5/03.

CLASSIFICATION AND RATE CHANGE FUND

FY 2014 Allocation: \$106,733

FY 2015 - 2017 Allocation: \$329,954

The Salary Administration Plan, as adopted by the Board of Commissioners, established a process for reviews and appeals of classification salary grade placements. Reviews occur on an ongoing basis to ensure a fair and timely assessment of changes in job responsibilities. All recommended salary grade changes occur as a result of the Salary Administration Plan review and appeal process and require Human Resources Committee, Finance Committee and Board of Commissioners approval prior to implementation and funding from this reserve.

FY2015- FY2017 CLASSIFICATION CHANGES

None

2015 ADOPTED NEW POSITIONS AND POSITION DELETIONS

New position requests and recommendations are identified separately as General Fund/General Purpose or Special Revenue/Proprietary, and are summarized by department on the following pages. The summaries reflect the County Executive's recommendation to create twenty-three (23) eligible General Fund/General Purpose positions, sixteen (16) eligible and eight (8) non-eligible Proprietary positions; and to delete three (3) eligible and five (5) non-eligible General Fund/General Purpose positions, seven (7) eligible and twelve (12) non-eligible Proprietary positions.

2016 ADOPTED NEW POSITIONS AND POSITION DELETIONS

There are no new position requests for FY2016.

2017 ADOPTED NEW POSITIONS AND POSITION DELETIONS

There are no new position requests for FY2017.

**GENERAL FUND/GENERAL PURPOSE POSITION REQUESTS
FY 2015 BUDGET**

REQUEST							BOARD ACTION		
DEPARTMENT / DIVISION / UNIT	REQUEST # of POS.	CLASSIFICATION	SALARY GRADE	SALARY EACH	FTE FRINGES*	TOTAL	# POS.	TOTAL COST	COMMENTS
CIRCUIT COURT									
Judicial Administration	1	Judicial Secretary @ 1 year step. Effective January 1, 2015	10	44,331	32,368	76,699	1	76,699	Adopted. Effective January 1, 2015
	1	Judicial Staff Attorney @ 1 year step. Effective January 1, 2015	15	60,053	38,497	98,550	1	98,550	Adopted. Effective January 1, 2015
	2	Court Clerk @ 1 year step. Effective January 1, 2015	--	33,814	28,269	124,165	2	124,165	Adopted. Effective January 1, 2015
Division Total	4	0		138,198	99,134	299,414	4	0	299,414
DEPARTMENT TOTAL	4	0		138,198	99,134	299,414	4	0	299,414
PROBATE COURT									
Probate Estates & Mental Health	2	Office Assistant I @ 1 year step	3	27,433	25,781	106,429	2	106,429	Adopted
DEPARTMENT TOTAL	2	0		27,433	25,781	106,429	2	0	106,429
PROSECUTING ATTORNEY									
Family Support Division	1	Assistant Prosecutor IV @ 1 year step. Effective January 1, 2015	--	94,386	51,880	146,266	1	146,266	Adopted. Effective January 1, 2015
DEPARTMENT TOTAL	1	0		94,386	51,880	146,266	1	0	146,266
SHERIFF'S OFFICE									
Inmate Program Services	(1)	Inmate Caseworker Supervisor (4030320-09027) @ 1 year step	14	57,000	37,307	(94,307)	(1)	(94,307)	Adopted
Division Total	0	(1)		57,000	37,307	(94,307)	0	(1)	(94,307)
Correct Svcs-Satellites/East Annex	--	Court Deputy II Add 800 hours for total of 1800 hours/year (4030435-11414)	--	16,065	925	16,990		16,990	Adopted
Corrective Svcs-Satellites/Court Services	1	Corrections Deputy I @ 1 year step. Effective January 1, 2015	--	36,690	29,390	66,080	1	66,080	Adopted. Effective January 1, 2015
Division Total	1	0		52,755	30,315	83,070	1	0	83,070
ERP/Communications	(1)	Dispatch Specialist Shift Leader (4030510-02595) @ 1 year step	--	48,675	34,062	(82,737)	(1)	(82,737)	Adopted
	1	Sheriff Communications Quality Assurance Supv @ 1 year step	13	54,100	36,176	90,276	1	90,276	Adopted
Division Total	1	(1)		102,775	70,238	7,540	1	(1)	7,540
Investigative & Forensic Svcs/Special Teams	1	Deputy II @ 1 year step	--	50,776	34,880	85,656	1	85,656	Adopted
Division Total	1	0		50,776	34,880	85,656	1	0	85,656
DEPARTMENT TOTAL	3	(2)		263,306	172,740	81,960	3	(2)	81,960

**GENERAL FUND/GENERAL PURPOSE POSITION REQUESTS
FY 2015 BUDGET**

REQUEST							BOARD ACTION		
DEPARTMENT / DIVISION / UNIT	REQUEST # of POS.	CLASSIFICATION	SALARY GRADE	SALARY EACH	FTE FRINGES*	TOTAL	# POS.	TOTAL COST	COMMENTS
HEALTH & HUMAN SERVICES									
Health Division	2	Student Sanitarian PTNE 520 hours/year @ base step	--	7,005	403	14,817	2	14,817	Adopted
	(1)	Senior Public Health Sanitarian FTNE 2,000 hours/year @ 1 year step (1060220-10831)	11	46,863	2,699	(49,562)	(1)	(49,562)	Adopted
	1	Senior Public Health Sanitarian @ 1 year step	11	48,738	34,086	82,824	1	82,824	Adopted
	1	Public Health Educator III @ 1 year step	11	48,738	34,086	82,824	1	82,824	Adopted
	(1)	Hearing/Vision Technician Supervisor PTNE 1,000 hours/year @ 1 year step (1060237-10835)	8	17,629	1,015	(18,644)	(1)	(18,644)	Adopted
	1	Hearing/Vision Technician Supervisor @ 1 year step	8	36,667	29,381	66,048	1	66,048	Adopted
Division Total	5 (2)			205,640	101,671	178,306	5 (2)	178,306	
Childrens Village	9	Youth Specialist I @ 1 year step	--	32,330	27,690	540,182	9	540,182	Adopted
Division Total	9 0			32,330	27,690	540,182	9 0	540,182	
Homeland Security	(1)	Emergency Management Coordinator PTNE at 1,000 hours/year @ 5 year step (1060601-09735)	9	23,801	1,371	(25,172)	(1)	(25,172)	Adopted
	(1)	College Intern PTNE at 1,000 hours/year @ 1 year step (1060601-10693)	--	12,500	720	(13,220)	(1)	(13,220)	Adopted
	1	Homeland Security Regional SAP @ 1 year step	9	40,319	30,804	71,123	1	71,123	Adopted
Division Total	1 (2)			76,620	32,895	32,731	1 (2)	32,731	
DEPARTMENT TOTAL	15 (4)			314,590	162,257	751,220	15 (4)	751,220	

**GENERAL FUND/GENERAL PURPOSE POSITION REQUESTS
FY 2015 BUDGET**

REQUEST							BOARD ACTION		
DEPARTMENT / DIVISION / UNIT	REQUEST # of POS.	CLASSIFICATION	SALARY GRADE	SALARY EACH	FTE FRINGES*	TOTAL	# POS.	TOTAL COST	COMMENTS
ECONOMIC DEVELOPMENT & COMMUNITY AFFAIRS									
Business Development	(1)	Chief International Business Development Rep (1090205-09624) @ 5 year step	17	82,717	47,331	(130,048)	(1)	(130,048)	Adopted. Effective January 1, 2015
	(1)	College Intern PTNE 1,000 hours/year @ 1 year step (1090205-10711)	--	12,500	720	(13,220)	(1)	(13,220)	Adopted. Effective January 1, 2015
Division Total	0	(2)		95,217	48,051	(143,268)	0	(2)	(143,268)
Mktg & Communications	1	Graphic Artist @ 1 year step	10	44,331	32,368	76,699	1	76,699	Adopted. Effective January 1, 2015
Division Total	1	0		44,331	32,368	76,699	1	0	76,699
DEPARTMENT TOTAL	1	(2)		139,548	80,419	(66,569)	1	(2)	(66,569)
TOTAL GF/GP POSITIONS - FY 2015	26	(8)		TOTAL GF/GP COST - FY 2015		1,318,719	26	(8)	1,318,719

**GENERAL FUND/GENERAL PURPOSE POSITION REQUESTS
FY 2016 BUDGET**

REQUEST							BOARD ACTION		
DEPARTMENT / DIVISION / UNIT	REQUEST # of POS.	CLASSIFICATION	SALARY GRADE	SALARY EACH	FTE FRINGES*	TOTAL	# POS.	TOTAL COST	COMMENTS
<u>No Requests</u>									
TOTAL GF/GP POSITIONS - FY 2016								0	
						TOTAL GF/GP COST - FY 2016		0	

**GENERAL FUND/GENERAL PURPOSE POSITION REQUESTS
FY 2017 BUDGET**

REQUEST							BOARD ACTION		
DEPARTMENT / DIVISION / UNIT	REQUEST # of POS.	CLASSIFICATION	SALARY GRADE	SALARY EACH	FTE FRINGES*	TOTAL	# POS.	TOTAL COST	COMMENTS
<u>No Requests</u>									
TOTAL GF/GP POSITIONS - FY 2017								0	0

**SPECIAL REVENUE / PROPRIETARY POSITION REQUESTS
FY 2015 BUDGET**

REQUEST								BOARD ACTION		
DEPARTMENT/DIVISION/Division	REQUEST # POS.	CLASSIFICATION	SALARY GRADE	FUND SR/PR	SALARY EACH	FTE FRINGES*	TOTAL	# POS.	TOTAL COST	COMMENTS
PARKS & RECREATION										
Administrative Services	1	Chief P & R Business Strategy & Development @ 1 year step	16	PR	63,877	39,987	103,864	1	103,864	Adopted
	1	Principal Planner @ 1 year step	14	PR	57,000	37,307	94,307	1	94,307	Adopted
	1	Parks & Rec Business Development Rep @ 1 year step	13	PR	54,100	36,176	90,276	1	90,276	Adopted
	1	GIS/CAD Technician II @ 1 year step	11	PR	48,738	34,086	82,824	1	82,824	Adopted
	1	User Support Specialist I FTNE 2,000 hours/year	10	PR	44,331	2,553	46,884	(1)	46,884	Adopted
	1	Office Assistant II FTNE 2,000 hours/year @ 1 year step	5	PR	30,072	1,732	31,804	1	31,804	Adopted
	2	Project Advisor PTNE 1,000 hours/year @ 1 year step	--	PR	24,688	1,422	52,220	2	52,220	Adopted
	(1)	P & R Marketing Supervisor (5060101-10737) @ 1 year step	13	PR	54,100	36,176	(90,276)	(1)	(90,276)	Adopted
Division Total	8	(1)			376,906	189,440	411,904	8	(1)	411,904
Red Oaks Golf Course	1	Maintenance Supervisor I @ 1 year step	11	PR	48,738	34,086	82,824	1	82,824	Adopted
Division Total	1	0			48,738	34,086	82,824	1	0	82,824
Facilities Maintenance	1	Grounds Maintenance Supervisor @ 1 year step	10	PR	44,331	32,368	76,699	1	76,699	Adopted
	1	Construction Inspector II PTNE 1,000 hours/year @ 1 year step	8	PR	17,628	1,015	18,643	1	18,643	Adopted
	3	Parks Maintenance Aide PTNE 1,000 hours/year @ 1 year step	5	PR	14,458	833	45,872	3	45,872	Adopted
	(1)	Architectural Engineer III FTNE 2,000 hours/year @ 1 year step (5060910-10755)	15	PR	57,743	3,326	(61,069)	(1)	(61,069)	Adopted
	(1)	Parks Project Supervisor (5060910-01589) @ 1 year step	10	PR	44,331	32,368	(76,699)	(1)	(76,699)	Adopted
Division Total	5	(2)			178,491	69,911	3,447	5	(2)	3,447
Lyon Oaks Golf Course	1	Parks Crew Chief @ 1 year step	8	PR	36,667	29,381	66,048	1	66,048	Adopted
Division Total	1	0			36,667	29,381	66,048	1	0	66,048

**SPECIAL REVENUE / PROPRIETARY POSITION REQUESTS
FY 2015 BUDGET**

REQUEST								BOARD ACTION		
DEPARTMENT/DIVISION/Division	REQUEST # POS.	CLASSIFICATION	SALARY GRADE	FUND SR/PR	SALARY EACH	FTE FRINGES*	TOTAL	# POS.	TOTAL COST	COMMENTS
Springfield Oaks Golf Course	1	Parks Crew Chief @ 1 year step	8	PR	36,667	29,381	66,048	1	66,048	Adopted
	2	Seasonal Program Specialist PTNE 1,000 hours/year @ 1 year step	--	PR	12,487	719	26,413	2	26,413	Adopted
Division Total	3	0			49,154	30,100	92,460	3	0	26,413
Waterford Oaks Waterpark	1	Seasonal Program Specialist PTNE 1,000 hours/year @ 1 year step	--	PR	12,487	719	13,206	1	13,206	Adopted
	(4)	Seasonal Laborer PTNE 1,000 hours/year @ 1 year step (5060837-07819, 04274, 04275, & 04273)	--	PR	9,637	555	(40,768)	(4)	(40,768)	Adopted
Division Total	1	(4)			22,124	1,274	(27,562)	1	(4)	(27,562)
Red Oaks Waterpark	1	Seasonal Program Specialist PTNE 1,000 hours/year @ 1 year step	--	PR	12,487	719	13,206	1	13,206	Adopted
	(4)	Seasonal Laborer PTNE 1,000 hours/year @ 1 year step (5060831-05705, 04247, 07008, & 04354)	--	PR	9,637	555	(40,768)	(4)	(40,768)	Adopted
Division Total	1	(4)			22,124	1,274	(27,562)	1	(4)	(27,562)
Groveland Oaks Park	1	Seasonal Program Specialist PTNE 1,000 hours/year @ 1 year step	--	PR	12,487	719	13,206	1	13,206	Adopted
	(1)	Lifeguard PTNE 1,000 hours/year @ 1 year step (5060720-09487)	--	PR	10,379	598	(10,977)	(1)	(10,977)	Adopted
	(4)	Seasonal Laborer PTNE 1,000 hours/year @ 1 year step (5060720-05740, 04553, 04392, & 04171)	--	PR	9,637	555	(40,768)	(4)	(40,768)	Adopted
Division Total	1	(5)			32,503	1,872	(38,539)	1	(5)	(38,539)
Addison Oaks Park	(1)	Lifeguard PTNE 1,000 hours/year @ 1 year step (5060715-06456)	--	PR	10,379	598	(10,977)	(1)	(10,977)	Adopted
	(2)	P & R Program Leader PTNE 1,000 hours/year @ 1 year step (5060715-05698 & 05678)	--	PR	10,342	596	(21,875)	(2)	(21,875)	Adopted
Division Total	0	(3)			20,721	1,194	(32,852)	0	(3)	(32,852)

**SPECIAL REVENUE / PROPRIETARY POSITION REQUESTS
FY 2015 BUDGET**

REQUEST								BOARD ACTION		
DEPARTMENT/DIVISION/Division	REQUEST # POS.	CLASSIFICATION	SALARY GRADE	FUND SR/PR	SALARY EACH	FTE FRINGES*	TOTAL	# POS.	TOTAL COST	COMMENTS
Lyon Oaks Park	(2)	P & R Program Leader PTNE 1,000 hours/year @ 1 year step (5060755-04319 & 09218)	--	PR	10,342	596	(21,875)	(2)	(21,875)	Adopted
	(1)	Seasonal Laborer PTNE 1,000 hours/year @ 1 year step (5060755-09953)	--	PR	9,637	555	(10,192)	(1)	(10,192)	Adopted
Division Total	0 (3)				19,979	1,151	(32,067)	0 (3)	(32,067)	
Recreation Programs & Services	(7)	P & R Program Leader PTNE 1,000 hours/year @ 1 year step (5060805-05248, 09219, 04315, 04316, 04317, 04318, & 04103)	--	PR	10,342	596	(76,564)	(7)	(76,564)	Adopted
Division Total	(7)				10,342	596	(76,564)	(7)	(76,564)	
White Lakes Oaks Golf Course	(1)	Seasonal Laborer PTNE 1,000 hours/year @ 1 year step (5060326-05729)	--	PR	9,637	555	(10,192)	(1)	(10,192)	Adopted
Division Total	(1)				9,637	555	(10,192)	(1)	(10,192)	
Glen Oaks Golf Course	(1)	Seasonal Laborer PTNE 1,000 hours/year @ 1 year step (5060327-10428)	--	PR	9,637	555	(10,192)	(1)	(10,192)	Adopted
Division Total	(1)				9,637	555	(10,192)	(1)	(10,192)	
Independence Oaks Park	(1)	Seasonal Laborer PTNE 1,000 hours/year @ 1 year step (5060725-09495)	--	PR	9,637	555	(10,192)	(1)	(10,192)	Adopted
Division Total	(1)				9,637	555	(10,192)	(1)	(10,192)	
Springfield Oaks A/C & Park	(3)	Seasonal Laborer PTNE 1,000 hours/year @ 1 year step (5060732-05674, 04391, & 04266)	--	PR	9,637	555	(30,576)	(3)	(30,576)	Adopted
Division Total	(3)				9,637	555	(30,576)	(3)	(30,576)	
Waterford Oaks BMX	(1)	Seasonal Laborer PTNE 1,000 hours/year @ 1 year step (5060845-08055)	--	PR	9,637	555	(10,192)	(1)	(10,192)	Adopted
Division Total	(1)				9,637	555	(10,192)	(1)	(10,192)	
Parks Maintenance & Dev	(2)	Groundskeeper II (5060910-01377 & 03372) @ 1 year step	--	PR	31,667	27,432	(118,198)	(2)	(118,198)	Adopted
Division Total	(2)				31,667	27,432	(118,198)	(2)	(118,198)	
DEPARTMENT TOTAL	21 (38)				897,601	390,486	231,993	21 (38)	231,993	

**SPECIAL REVENUE / PROPRIETARY POSITION REQUESTS
FY 2015 BUDGET**

REQUEST								BOARD ACTION		
DEPARTMENT/DIVISION/Division	REQUEST # POS.	CLASSIFICATION	SALARY GRADE	FUND SR/PR	SALARY EACH	FTE FRINGES*	TOTAL	# POS.	TOTAL COST	COMMENTS
WATER RESOURCES COMMISSIONER										
WR Sewer Systems	1	Technical Assistant @ 1 year step	8	PR	36,667	29,381	66,048	1	66,048	Adopted
Division Total	1				36,667	29,381	66,048	1	66,048	
WR Construction Drain Maint	1	Technical Assistant @ 1 year step	8	PR	36,667	29,381	66,048	1	66,048	Adopted
Division Total	1				36,667	29,381	66,048	1	66,048	
WR Water Systems	1	Technical Assistant @ 1 year step	8	PR	36,667	29,381	66,048	1	66,048	Adopted
Division Total	1				36,667	29,381	66,048	1	66,048	
WR Pump Systems Admin	1	Technical Assistant @ 1 year step	8	PR	36,667	29,381	66,048	1	66,048	Adopted
Division Total	1				36,667	29,381	66,048	1	66,048	
DEPARTMENT TOTAL	4 0				146,668	117,523	264,191	4 0	264,191	
FACILITIES MANAGEMENT										
FM&O	1	Skilled Maintenance Mechanic II @ 1 year step	--	PR	38,516	30,102	68,618	1	68,618	Adopted
Division Division	1 0				38,516	30,102	68,618	1 0	68,618	
DEPARTMENT TOTAL	1 0				38,516	30,102	68,618	1 0	68,618	
INFORMATION TECHNOLOGY										
Administration/Internal Serv.	1	IT-User Support Specialist II @ 5 year step	12	PR	63,152	39,705	102,857	1	102,857	Adopted
Division Total	1 0				63,152	39,705	102,857	1 0	102,857	
Application Services	(2)	Application Analyst Programmer I (1080201-00063, 02409) @ 5 year step	EXC	PR	65,811	40,741	(213,104)	(2)	(213,104)	Adopted
	1	IT-User Support Specialist II (1080201) @ 5 year step	12	PR	63,152	39,705	102,857	1	102,857	Adopted
Division Total	1 (2)				128,963	80,446	(110,248)	1 (2)	(110,248)	
Technical Systems & Networking	(1)	Supv. Production Services (1080601-02310) @ 5 year step	13	PR	66,662	41,073	(107,735)	(1)	(107,735)	Adopted
	1	Customer Services Technician II @ 5 year step	11	PR	59,828	38,409	98,237	1	98,237	Adopted
Division Total	1 (1)				126,490	79,482	(9,498)	1 (1)	(9,498)	
DEPARTMENT TOTAL	3 (3)				318,605	199,632	(16,889)	3 (3)	(16,889)	
TOTAL SR & PR POSITIONS - FY 2015	29 (41)						547,913	29 (41)	547,913	

**SPECIAL REVENUE / PROPRIETARY POSITION REQUESTS
FY 2016 BUDGET**

REQUEST								BOARD ACTION		
DEPARTMENT/DIVISION/UNIT	REQUEST # POS.	CLASSIFICATION	SALARY GRADE	FUND SR/PR	SALARY EACH	FTE FRINGES*	TOTAL	# POS.	TOTAL COST	COMMENTS
<u>No Requests</u>										
TOTAL SR & PR POSITIONS - FY 2016							TOTAL SR & PR COST - FY 2016	0	0	

**SPECIAL REVENUE / PROPRIETARY POSITION REQUESTS
FY 2017 BUDGET**

REQUEST								BOARD ACTION		
DEPARTMENT/DIVISION/UNIT	REQUEST # POS.	CLASSIFICATION	SALARY GRADE	FUND SR/PR	SALARY EACH	FTE FRINGES*	TOTAL	# POS.	TOTAL COST	COMMENTS
<u>No Requests</u>										
TOTAL SR & PR POSITIONS - FY 2017							TOTAL SR & PR COST - FY 2017	0	0	

SUMMARY OF POSITION FUNDING CHANGE REQUESTS

FROM DEPARTMENT/DIVISION/UNIT	Pos. #	CLASSIFICATION	COMMENTS	BOARD ACTION
FY 2015 BUDGET				

No Requests

FY 2016 BUDGET				
----------------	--	--	--	--

No Requests

FY 2017 BUDGET				
----------------	--	--	--	--

No Requests

SUMMARY OF RECLASSIFICATION AND SALARY GRADE REVIEW REQUESTS

DEPARTMENT/DIVISION/UNIT	POS. #	CLASSIFICATION	CURRENT		BOARD ACTION				
			SALARY GRADE	SALARY CLASSIFICATION	APPROVED SALARY GRADE	SALARY	COST OR (SAVINGS)		
FY 2015 BUDGET									
SHERIFF'S OFFICE									
Sheriff's Staff	4030101-01208	Secretary II	8	45,027	Technical Assistant	8	45,027	0	
Sheriff's Staff	4030101-06037	Secretary II	8	45,027	Technical Assistant	8	45,027	0	
Sheriff's Staff	4030101-06459	Secretary II	8	45,027	Technical Assistant	8	45,027	0	
Corrective Servs/Admin	4030101-06584	Secretary II	8	45,027	Technical Assistant	8	45,027	0	
Corr Ser/Detention Fac	4030310-01100	Sergeant	--	75,260	Lieutenant	--	80,395	5,135	
Corr Ser-Sat/Adm	4030401-06038	Secretary II	8	45,027	Technical Assistant	8	45,027	0	
East Annex	4030430-08059	Works Project Coordinator	8	45,027	Office Assistant II	5	36,938	(8,089)	
Court Srvcs/Transport	4030440-06884	Office Assistant II	5	30,072	Technical Assistant	8	36,667	6,595	
Special Teams	4030915-03030	Special Teams Support Coordinator	9	42,617	Technical Assistant	8	40,847	(1,770)	
							Total	1,871	
PARKS & RECREATION									
Springfield Oaks	5060330-00657	Supervisor Golf Revenue & Oper	12	63,152	Parks Supervisor	12	63,152	0	
Addison Oaks Park	5060356-09281	Recreation Program Supervisor	12	63,152	Parks Supervisor	12	63,152	0	
							Total	0	
TREASURER									
Administration	7010101-02376	Secretary II	8	45,027	Technical Assistant	8	45,027	0	
							Total	0	
HEALTH & HUMAN SERVICES									
Health Division / CHPIS	1060261-01927	Chief - Substance Abuse	16	78,397	Chief - CHPIS	16	78,397	0	
Homeland Security	1060601-03438	Emergency Management Supervisor	10	44,331	Emergency Management Coord	9	42,617	(1,714)	
							Total	(1,714)	
TOTAL COST - FY 2015								157	

SUMMARY OF RECLASSIFICATION AND SALARY GRADE REVIEW REQUESTS

FY 2016 BUDGET

No Requests

TOTAL COST - FY 2016 0

FY 2017 BUDGET

No Requests

TOTAL COST - FY 2017 0

SUMMARY OF POSITION TRANSFER REQUESTS

FROM DEPARTMENT/DIVISION/UNIT	POS. #	CLASSIFICATION	TO DEPARTMENT/DIVISION/UNIT	BOARD ACTION
FY 2015 BUDGET				
SHERIFF'S OFFICE				
Corrective Svcs-Satellites/Admin	4030401-06038	Technical Assistant	Emerg Response & Preparedness (4030501)	Adopted
Corrective Svcs-Satellites/East Annex	4030430-08059	Office Assistant II	Corrective Svcs/Visiting & Rec (4030314)	Adopted
Corrective Svcs-Satellites/Court Svcs	4030440-06884	Technical Assistant	Correct Svcs-Satellites/Administration (4030401)	Adopted
Invest & Forensic Svcs/Special Teams	4030915-02876	Warrants Clerk	ERP/Communications (4030510)	Adopted
	4030915-06443	Warrants Clerk	ERP/Communications (4030510)	Adopted
PARKS & RECREATION				
P&R Admin Services	5060101-00246	Parks Helper	Groveland Oaks (5060720)	Adopted
	5060101-00277	Parks Helper	Addison Oaks (5060715)	Adopted
	5060101-01461	Edl Resource Specialist	Recreation Programs & Svcs (5060805)	Adopted
	5060101-10457	Parks Helper	Lyon Oaks (5060755)	Adopted
	5060101-10458	Parks Helper	Groveland Oaks (5060720)	Adopted
	5060101-10460	Parks Helper	Lyon Oaks (5060755)	Adopted
	5060101-10734	Recreation Program Supervisor	Recreation Programs & Svcs (5060805)	Adopted
	5060101-10749	Project Advisor	Recreation Programs & Svcs (5060805)	Adopted
White Lake Oaks	5060326-04476	Parks Helper	Addison Oaks (5060715)	Adopted
Red Oaks Golf Course	5060328-02329	Parks Supervisor	Glen Oaks (5060327)	Adopted
Springfield Oaks	5060330-00657	Parks Supervisor	White Lake Oaks Golf (5060326)	Adopted
Lyon Oaks Golf Course	5060356-09281	Parks Supervisor	Addison Oaks (5060715)	Adopted
	5060356-09282	Grounds Equipment Mechanic	Glen Oaks (5060327)	Adopted
Oakland County Market	5060540-11089	Assistant Parks Supervisor	Waterford Oaks Activity Center (5060735)	Adopted
Springfield Oaks Activity Center	5060732-04529	Parks Helper	Lyon Oaks (5060755)	Adopted
Recreation Programs & Svcs	5060805-00484	Student	P&R Administrative Svcs (5060101)	Adopted
	5060805-04467	Parks Helper	Groveland Oaks (5060720)	Adopted
	5060805-04535	Parks Helper	Groveland Oaks (5060720)	Adopted
	5060805-04541	Parks Helper	Groveland Oaks (5060720)	Adopted
	5060805-10205	Seasonal Program Specialist	P&R Administrative Svcs (5060101)	Adopted
	5060805-10351	Student	P&R Administrative Svcs (5060101)	Adopted
	5060805-10352	Student	P&R Administrative Svcs (5060101)	Adopted
	5060805-10353	Student	P&R Administrative Svcs (5060101)	Adopted
	5060805-10354	Student	P&R Administrative Svcs (5060101)	Adopted
Parks Facilities Maint & Development	5060910-04510	Parks Helper	Addison Oaks (5060715)	Adopted
	5060910-04515	Parks Helper	Lyon Oaks (5060755)	Adopted
	5060910-10472	Parks Helper	Addison Oaks (5060715)	Adopted
Waterford Oaks Waterpark	5060837-00287	Parks Helper	Addison Oaks Park (5060715)	Adopted

SUMMARY OF POSITION TRANSFER REQUESTS

FROM DEPARTMENT/DIVISION/UNIT	POS. #	CLASSIFICATION	TO DEPARTMENT/DIVISION/UNIT	BOARD ACTION
INFORMATION TECHNOLOGY				
Administration	1080101-04729	IT User Support Specialist I	Application Services (1080201)	Adopted
	1080101-06680	Customer Services Technician II	Tech Systems & Networking (1080601)	Adopted
Application Services	1080201-06368	Project Manager	Administration (1080101)	Adopted
	1080201-07835	Network Administrator II	Tech Systems & Networking (1080601)	Adopted
	1080201-10416	Project Manager	Tech Systems & Networking (1080601)	Adopted
Technical Systems & Networking	1080601-00388	Chief Technology Officer	Administration (1080101)	Adopted
	1080601-07408	Senior Systems Analyst	Application Services (1080201)	Adopted

SUMMARY OF DEPARTMENT/DIVISION/UNIT DELETIONS

DEPARTMENT/DIVISION/UNIT	DEPT/DIV/UNIT #	COMMENTS	FISCAL YEAR	BOARD ACTION
---------------------------------	------------------------	-----------------	--------------------	---------------------

No Requests

SUMMARY OF DEPARTMENT/DIVISION/UNIT RETITLES

DEPARTMENT/DIVISION/UNIT	DEPT/DIV/UNIT #	FROM	TO	FISCAL YEAR	BOARD ACTION
---------------------------------	------------------------	-------------	-----------	--------------------	---------------------

No Requests

SUMMARY OF SUNSET POSITIONS

DEPARTMENT / DIVISION / UNIT	POS. #	FUNDING TYPE	CLASSIFICATION	CURRENT SALARY GRADE	SUNSET DATE	REFERENCE	COMMENTS
2015 BUDGET							
Treasurer							
Administration/Tax Administration	7010110-11243	GF/GP	Office Assistant II	5	9/30/2015	FY12 Budget	
	7010110-11244	GF/GP	Office Assistant II	5	9/30/2015	FY12 Budget	
2016 BUDGET							
2017 BUDGET							

September 18, 2014

REPORT (MISC. #14224)

BY: Human Resources Committee, John Scott, Chairperson
IN RE: FISCAL YEAR 2015 SALARY RECOMMENDATIONS
To The Finance Committee and Oakland County Board of Commissioners
Chairperson, Ladies and Gentlemen:

REPORT (MISC. #14224)
BY: Finance Committee, Thomas Middleton, Chairperson
IN RE: FISCAL YEAR 2015 SALARY RECOMMENDATIONS
To the Oakland County Board of Commissioners
Chairperson, Ladies and Gentlemen:

The Finance Committee, having reviewed the Fiscal Year 2015 Salary Recommendations Report from the Human Resources Committee recommends the following amendment:

Insert as 4a. the following:

4a. NOW THEREFORE BE IT RESOLVED currently elected and serving County Board of Commission Members Jeff Matis, John Scott, (add additional Commissioners as desired), if elected to a new term of office for the years 2015 and 2016, hereby commit to freezing any compensation paid for their service as Oakland County Commissioners at the level paid for calendar year 2014 and state that they shall immediately donate and return to the County of Oakland any compensation established for the Office of Oakland County Commissioner that exceeds the level established and paid for the office of County Commissioner for calendar year 2014.

Chairperson, on behalf of the Finance Committee, I move the acceptance of the foregoing report.

FINANCE COMMITTEE


FINANCE COMMITTEE:
Motion carried on a roll call vote with Long and Scott voting no.

The Human Resources Committee recommends the following actions:

1. Increase the current salary ranges for salary grades 1 - 21 by a 3.0% general salary increase for Fiscal Year 2015, which begins September 20, 2014.
2. Increase the current salary ranges for all remaining classifications not represented by bargaining units by a 3% general salary increase for Fiscal Year 2015, including appointed officials, classes designated as exceptions to salary grades 1 - 21, part-time and hourly classes, students, and summer and seasonal classes but excluding:
 - a. Circuit, Probate and District Court Judges which are currently at the maximum rate allowed
 - b. Oakland County Road Commission members
 - c. Board of Commissioners and all other elected officials whose salaries are addressed below
3. Provide a 3% salary adjustment to the County Executive, Prosecuting Attorney, County Clerk/Register of Deeds, Water Resources Commissioner, Sheriff, and County Treasurer effective September 20, 2014.
4. Provide a 3% adjustment for County Commissioners effective January 1, 2015, and a 2% salary adjustment effective January 1, 2016.
5. Create the following new classifications:
 - Chief – CHPIS
 - Chief – P&R Business Strategy & Development
 - Emergency Management Operations Supervisor
6. Delete the following classifications:
 - Supervisor Golf Revenue & Operations
7. Increase annual Tuition Reimbursement maximums from \$800 to \$1,400 per semester, and from \$2,400 to \$4,200 annually.
8. Further that no transfer of fund is required for these increases since sufficient funds have been budgeted.

Chairperson, on behalf of the Human Resources Committee, I move the acceptance of the foregoing report.

HUMAN RESOURCES COMMITTEE


HUMAN RESOURCES COMMITTEE:
Motion on items 1, 2, 5-8 carried unanimously on a roll call vote with Runestad absent.
Motion on items 3-4 carried on a roll call vote with Weipert and Scott voting no and Runestad absent.

**GENERAL FUND/GENERAL PURPOSE
OPERATIONS**

Department:	301 - Circuit Court	OAKLAND COUNTY, MICHIGAN					
General Fund / General Purpose		FY2015 AND FY2016 AND FY2017 Adopted Budget					

Account Number/Description	FY 2013 Actual	FY 2014			FY 2015 Adopted	FY 2016 Adopted	FY 2017 Adopted
		Adopted Budget	Amended Budget As Of 6/30	Estimated Actual			

Revenues

Revenue

State Grants

	0	0	0	0	0	0	0
--	---	---	---	---	---	---	---

Other Intergovern. Revenues

625414 Drug Case Management	4,290	4,500	4,500	4,500	4,500	4,500	4,500
	4,290	4,500	4,500	4,500	4,500	4,500	4,500

Charges for Services

630035 Adoptive Info Request Fee	15,550	20,000	20,000	20,000	20,000	20,000	20,000
630105 Assessment Fees	2,468	3,000	3,000	3,000	3,000	3,000	3,000
630140 Board and Care	1,029,903	975,000	975,000	975,000	975,000	975,000	975,000
630245 Civil Mediation Payments	571,411	560,000	560,000	560,000	560,000	560,000	560,000
630385 Costs	689,319	772,000	772,000	722,000	722,000	722,000	722,000
630406 Court Service Fees Probation	140,440	170,000	170,000	150,000	150,000	150,000	150,000
630413 Court Service Fees Traffic	11,543	12,000	12,000	12,000	12,000	12,000	12,000
630441 CVR County Portion	538	0	0	0	0	0	0
630552 Diversion Fees	3,955	10,000	10,000	5,000	5,000	5,000	5,000
630560 DNA Testing Fees	205	0	0	0	0	0	0
630604 e Filing Fees	172,454	180,000	180,000	180,000	180,000	180,000	180,000
630791 Forensic Lab Fees	270	0	0	0	0	0	0
630840 Govt Benefit Board and Care	197,887	200,000	200,000	200,000	200,000	200,000	200,000
631010 Judge On Line Services	8,910	12,000	12,000	12,000	12,000	12,000	12,000
631015 Jury Fees	222,790	280,000	280,000	260,000	260,000	260,000	260,000
631176 Mediation Fines	142,050	110,000	110,000	130,000	130,000	130,000	130,000
631253 Miscellaneous	25,776	24,000	24,000	24,000	24,000	24,000	24,000
631596 Probation Fees	1,077	5,000	5,000	2,000	2,000	2,000	2,000
631631 Psych Testing and Evaluation	0	1,000	1,000	1,000	0	0	0
631736 Refund Fees PD Def Attorney	1,230,085	1,270,000	1,270,000	1,210,000	1,220,000	1,220,000	1,220,000
631792 Reimb Clinical Evaluations	45,399	55,000	55,000	55,000	55,000	55,000	55,000
631806 Reimb Court Services	4,752	2,000	2,000	2,000	4,000	4,000	4,000
631883 Reimb State County Agent	180,533	180,000	180,000	180,000	180,000	180,000	180,000
632079 Service Fees	8,850	12,000	12,000	12,000	12,000	12,000	12,000
632342 Tours	7,986	7,000	7,000	7,000	7,000	7,000	7,000
	4,714,149	4,860,000	4,860,000	4,722,000	4,733,000	4,733,000	4,733,000

Contributions

650301 Donations	28,344	0	75,558	75,558	0	0	0
	28,344	0	75,558	75,558	0	0	0

Revenue	4,746,783	4,864,500	4,940,058	4,802,058	4,737,500	4,737,500	4,737,500
----------------	------------------	------------------	------------------	------------------	------------------	------------------	------------------

Department:	301 - Circuit Court	OAKLAND COUNTY, MICHIGAN				
General Fund / General Purpose		FY2015 AND FY2016 AND FY2017 Adopted Budget				

Account Number/Description	FY 2013 Actual	FY 2014			FY 2015 Adopted	FY 2016 Adopted	FY 2017 Adopted
		Adopted Budget	Amended Budget As Of 6/30	Estimated Actual			
Other Financing Sources							
Transfers In							
	0	0	0	0	0	0	0
Other Financing Sources	0	0	0	0	0	0	0
Grand Total Revenues	4,746,783	4,864,500	4,940,058	4,802,058	4,737,500	4,737,500	4,737,500

Expenditures

Personnel								
Salaries								
702010	Salaries Regular	11,361,794	13,626,798	13,679,273	12,703,273	14,159,744	14,210,302	14,210,302
702030	Holiday	524,238	0	0	0	0	0	0
702050	Annual Leave	750,085	0	0	0	0	0	0
702080	Sick Leave	240,881	0	0	0	0	0	0
702100	Retroactive	746	0	0	0	0	0	0
702120	Jury Duty	4,015	0	0	0	0	0	0
702140	Other Miscellaneous Salaries	105,474	0	0	0	0	0	0
702200	Death Leave	9,818	0	0	0	0	0	0
712020	Overtime	11,247	41,000	41,000	41,000	41,000	41,000	41,000
		13,008,299	13,667,798	13,720,273	12,744,273	14,200,744	14,251,302	14,251,302
Fringe Benefits								
722750	Workers Compensation	63,271	66,878	67,462	67,462	73,049	73,742	73,742
722760	Group Life	37,117	40,645	40,665	40,665	42,458	42,706	42,706
722770	Retirement	4,495,229	4,669,035	4,670,785	4,423,785	3,864,439	3,878,489	3,878,489
722780	Hospitalization	2,615,011	3,047,543	3,047,288	3,037,288	3,100,240	3,114,403	3,114,403
722790	Social Security	872,694	1,015,869	1,016,446	939,446	1,042,422	1,046,290	1,046,290
722800	Dental	195,372	220,772	220,772	220,772	232,281	233,089	233,089
722810	Disability	157,740	178,332	178,403	178,403	184,465	185,153	185,153
722820	Unemployment Insurance	47,591	40,905	40,978	40,978	42,635	42,797	42,797
722850	Optical	17,169	20,383	20,383	20,383	22,327	22,444	22,444
722900	Fringe Benefit Adjustments	0	9,574	13,464	13,464	4,786	4,786	4,786
		8,501,195	9,309,936	9,316,646	8,982,646	8,609,102	8,643,899	8,643,899
		21,509,494	22,977,734	23,036,919	21,726,919	22,809,846	22,895,201	22,895,201
Personnel Operating Expenses								
Contractual Services								
730072	Advertising	7,119	8,000	8,000	8,000	8,000	8,000	8,000
730107	Attorney Fees Mediators	511,411	575,000	575,000	525,000	575,000	575,000	575,000
730226	Car Allowance	0	16,000	16,000	16,000	16,000	16,000	16,000
730247	Charge Card Fee	479	0	0	0	0	0	0
730324	Communications	0	900	900	900	900	900	900

Department:	301 - Circuit Court	OAKLAND COUNTY, MICHIGAN						
General Fund / General Purpose		FY2015 AND FY2016 AND FY2017 Adopted Budget						

Account Number/Description	FY 2013 Actual	FY 2014			FY 2015 Adopted	FY 2016 Adopted	FY 2017 Adopted	
		Adopted Budget	Amended Budget As Of 6/30	Estimated Actual				
730338	Computer Research Service	27,456	51,500	51,500	51,500	51,500	51,500	51,500
730415	Court Reporter Services	5,512	13,000	13,000	13,000	13,000	13,000	13,000
730422	Court Transcripts	6,259	40,000	40,000	40,000	40,000	40,000	40,000
730450	Defense Atty Fees	2,713,983	2,932,205	2,932,205	2,632,205	2,932,205	2,932,205	2,932,205
730457	Defense Atty Fees Appellate	244,923	383,826	383,826	383,826	383,826	383,826	383,826
730464	Defense Atty Fees District	152,908	191,687	191,687	191,687	191,687	191,687	191,687
730471	Defense Atty Fees Paternity	17,500	20,130	20,130	20,130	20,130	20,130	20,130
730478	Defense Atty Fees PPO	28,125	1,472	1,472	1,472	1,472	1,472	1,472
730485	Defense Atty Fees Support	6,590	5,086	5,086	5,086	5,086	5,086	5,086
730492	Defense Atty Fees Trials	217,933	453,075	453,075	453,075	453,075	453,075	453,075
730527	Direct Client Services	2,302	3,000	3,000	3,000	3,000	3,000	3,000
730646	Equipment Maintenance	2,415	20,300	20,300	17,300	20,300	20,300	20,300
730688	Expert Witness Fee and Mileage	23,053	27,000	27,000	27,000	27,000	27,000	27,000
730702	Family Counseling Services	0	5,000	5,000	5,000	5,000	5,000	5,000
730723	Fees Guardian Ad Litem	336,839	495,243	495,243	395,243	495,243	495,243	495,243
730926	Indirect Costs	119,705	98,293	98,293	98,293	98,293	98,293	98,293
730982	Interpreter Fees	60,416	74,000	74,000	74,000	74,000	74,000	74,000
731010	Juror Fees and Mileage	461,735	700,170	700,170	500,170	700,170	700,170	700,170
731059	Laundry and Cleaning	375	1,500	1,500	1,500	1,500	1,500	1,500
731101	Library Continuations	120,736	39,543	39,543	109,543	39,543	39,543	39,543
731199	Medical Services Physicians	3,800	0	0	0	0	0	0
731213	Membership Dues	16,695	30,800	30,800	30,800	32,000	32,000	32,000
731339	Periodicals Books Publ Sub	3,027	0	0	0	0	0	0
731346	Personal Mileage	129,204	61,264	61,264	61,264	61,264	61,264	61,264
731381	Pre-Adoptive Care	0	8,000	8,000	8,000	8,000	8,000	8,000
731388	Printing	35,361	90,430	90,430	64,430	98,430	98,430	98,430
731416	Priv Institutions Residential	2,068,167	3,000,000	3,000,000	2,600,000	3,000,000	3,000,000	3,000,000
731458	Professional Services	356,329	430,447	430,447	427,447	430,447	430,447	430,447
731493	Psychological Testing	0	8,000	8,000	8,000	8,000	8,000	8,000
731577	Refund Prior Years Revenue	21,504	0	0	0	0	0	0
731780	Software Support Maintenance	600	2,600	2,600	600	2,600	2,600	2,600
731822	Special Projects	3,497	0	147,461	17,461	0	0	0
731843	State Institutions	3,203,730	8,000,000	8,000,000	5,000,000	7,891,284	7,891,284	7,891,284
731871	Student Employment	0	4,120	4,120	4,120	4,120	4,120	4,120
731941	Training	0	2,000	2,000	2,000	2,000	2,000	2,000
731962	Transcript on Appeals	156,364	170,000	170,000	150,000	170,000	170,000	170,000
731997	Transportation of Clients	1,089	1,500	1,500	1,500	1,500	1,500	1,500
732018	Travel and Conference	27,966	25,714	25,714	25,714	27,214	27,214	27,214
732020	Travel Employee Taxable Meals	7	0	0	0	0	0	0
732080	Violation Probation Atty Fees	342,385	280,000	280,000	280,000	280,000	280,000	280,000
732081	Visiting Judges	7,173	29,050	29,050	4,050	29,050	29,050	29,050

Department:	301 - Circuit Court	OAKLAND COUNTY, MICHIGAN					
General Fund / General Purpose		FY2015 AND FY2016 AND FY2017 Adopted Budget					

Account Number/Description	FY 2013 Actual	FY 2014			FY 2015 Adopted	FY 2016 Adopted	FY 2017 Adopted
		Adopted Budget	Amended Budget As Of 6/30	Estimated Actual			
732158 Witness Fees and Mileage	189	6,000	6,000	6,000	6,000	6,000	6,000
732165 Workshops and Meeting	3,182	5,200	5,200	5,200	5,200	5,200	5,200
	11,448,040	18,311,055	18,458,516	14,269,516	18,213,039	18,213,039	18,213,039
Commodities							
750049 Computer Supplies	5,587	8,100	8,100	6,100	8,100	8,100	8,100
750119 Dry Goods and Clothing	1,392	7,000	7,000	7,000	7,000	7,000	7,000
750154 Expendable Equipment	8,052	35,000	93,243	53,243	35,000	35,000	35,000
750170 Other Expendable Equipment	336	0	0	0	0	0	0
750245 Incentives	7,731	0	0	0	0	0	0
750280 Laboratory Supplies	4,124	0	0	0	0	0	0
750392 Metered Postage	35,477	81,752	81,752	53,752	81,752	81,752	81,752
750399 Office Supplies	112,720	140,108	140,108	130,108	148,108	148,108	148,108
750448 Postage-Standard Mailing	15,835	25,000	25,000	25,000	25,000	25,000	25,000
750539 Testing Materials	14,317	10,000	10,000	10,000	10,000	10,000	10,000
750567 Training-Educational Supplies	0	4,000	4,000	4,000	4,000	4,000	4,000
	205,570	310,960	369,203	289,203	318,960	318,960	318,960
Capital Outlay							
760126 Capital Outlay Miscellaneous	0	0	2,008	2,008	0	0	0
	0	0	2,008	2,008	0	0	0
Operating Expenses	11,653,610	18,622,015	18,829,727	14,560,727	18,531,999	18,531,999	18,531,999
Internal Support							
Internal Services							
770631 Bldg Space Cost Allocation	2,508,624	2,820,797	2,820,797	2,820,797	2,382,430	2,832,394	2,844,368
770667 Convenience Copier	20,972	27,005	27,005	27,005	0	0	0
772618 Equipment Rental	162,302	169,806	169,806	169,806	167,640	167,640	167,640
773535 Info Tech CLEMIS	22,907	18,850	18,850	18,850	17,791	18,450	18,450
773630 Info Tech Development	407,506	0	290,613	290,613	0	0	0
774636 Info Tech Operations	1,282,993	1,362,217	1,362,217	1,352,217	1,428,393	1,428,393	1,428,393
774637 Info Tech Managed Print Svcs	0	0	0	0	75,486	75,486	75,486
774677 Insurance Fund	4,420	4,423	4,423	4,423	4,423	4,423	4,423
775754 Maintenance Department Charges	58,781	0	36,638	36,638	0	0	0
776661 Motor Pool	156	0	0	0	0	0	0
778675 Telephone Communications	187,091	194,746	194,746	194,746	190,852	190,852	190,852
	4,655,752	4,597,844	4,925,095	4,915,095	4,267,015	4,717,638	4,729,612
Internal Support	4,655,752	4,597,844	4,925,095	4,915,095	4,267,015	4,717,638	4,729,612
Transfers/Other Sources (Uses)							
Transfers Out							
788001 Transfers Out	4,767,393	5,002,496	5,090,755	5,090,755	4,646,794	4,709,258	4,710,839
	4,767,393	5,002,496	5,090,755	5,090,755	4,646,794	4,709,258	4,710,839

Department:	301 - Circuit Court	OAKLAND COUNTY, MICHIGAN				
General Fund / General Purpose		FY2015 AND FY2016 AND FY2017 Adopted Budget				

Account Number/Description	FY 2013 Actual	FY 2014			FY 2015 Adopted	FY 2016 Adopted	FY 2017 Adopted
		Adopted Budget	Amended Budget As Of 6/30	Estimated Actual			
Transfers/Other Sources (Uses)	4,767,393	5,002,496	5,090,755	5,090,755	4,646,794	4,709,258	4,710,839
Grand Total Expenditures	42,586,249	51,200,089	51,882,496	46,293,496	50,255,654	50,854,096	50,867,651

Department:	Circuit Court	OAKLAND COUNTY, MICHIGAN
Organization:	30101 - Judicial / Administration	
Fund:	10100 - General	
		FY2015 AND FY2016 AND FY2017 Adopted Budget

Account Number/Description	FY 2013 Actual	FY 2014			FY 2015 Adopted	FY 2016 Adopted	FY 2017 Adopted
		Adopted Budget	Amended Budget As Of 6/30	Estimated Actual			

Revenues

Revenue

Charges for Services

	0	0	0	0	0	0	0
--	---	---	---	---	---	---	---

Contributions

650301 Donations

	28,344	0	75,558	75,558	0	0	0
	28,344	0	75,558	75,558	0	0	0

Revenue

Other Financing Sources

Transfers In

	0	0	0	0	0	0	0
--	---	---	---	---	---	---	---

Other Financing Sources

Grand Total Revenues

	28,344	0	75,558	75,558	0	0	0
--	---------------	----------	---------------	---------------	----------	----------	----------

Expenditures

Personnel

Salaries

702010 Salaries Regular
702030 Holiday
702050 Annual Leave
702080 Sick Leave
702120 Jury Duty
702140 Other Miscellaneous Salaries
702200 Death Leave

	4,232,883	4,856,006	4,856,006	4,556,006	5,201,285	5,251,843	5,251,843
	172,150	0	0	0	0	0	0
	179,903	0	0	0	0	0	0
	77,337	0	0	0	0	0	0
	1,046	0	0	0	0	0	0
	37,500	0	0	0	0	0	0
	1,847	0	0	0	0	0	0
	4,702,665	4,856,006	4,856,006	4,556,006	5,201,285	5,251,843	5,251,843

Fringe Benefits

722750 Workers Compensation
722760 Group Life
722770 Retirement
722780 Hospitalization
722790 Social Security
722800 Dental
722810 Disability
722820 Unemployment Insurance
722850 Optical
722900 Fringe Benefit Adjustments

	10,453	10,895	10,931	10,931	13,434	14,127	14,127
	13,780	14,933	14,945	14,945	16,338	16,586	16,586
	1,712,040	1,770,030	1,770,349	1,695,349	1,510,582	1,524,632	1,524,632
	940,963	1,093,022	1,093,022	1,093,022	1,115,891	1,130,054	1,130,054
	285,915	370,832	370,880	345,880	397,849	401,717	401,717
	68,015	77,944	77,944	77,944	83,713	84,521	84,521
	50,639	57,486	57,528	57,528	62,334	63,022	63,022
	17,215	12,751	12,756	12,756	13,851	14,013	14,013
	6,566	7,714	7,714	7,714	8,633	8,750	8,750
	0	(8,056)	(8,056)	(8,056)	(9,728)	(9,728)	(9,728)

Department:	Circuit Court	OAKLAND COUNTY, MICHIGAN					
Organization:	30101 - Judicial / Administration						
Fund:	10100 - General						
		FY2015 AND FY2016 AND FY2017 Adopted Budget					

Account Number/Description	FY 2013 Actual	FY 2014			FY 2015 Adopted	FY 2016 Adopted	FY 2017 Adopted
		Adopted Budget	Amended Budget As Of 6/30	Estimated Actual			
	3,105,587	3,407,551	3,408,013	3,308,013	3,212,897	3,247,694	3,247,694
Personnel	7,808,252	8,263,557	8,264,019	7,864,019	8,414,182	8,499,537	8,499,537
Operating Expenses							
Contractual Services							
730072 Advertising	520	0	0	0	0	0	0
730646 Equipment Maintenance	200	0	0	0	0	0	0
731101 Library Continuations	120,736	39,543	39,543	109,543	39,543	39,543	39,543
731213 Membership Dues	580	1,200	1,200	1,200	2,400	2,400	2,400
731346 Personal Mileage	5,225	4,640	4,640	4,640	4,640	4,640	4,640
731388 Printing	1,620	11,601	11,601	5,601	19,601	19,601	19,601
731458 Professional Services	12,185	8,615	8,615	8,615	8,615	8,615	8,615
731822 Special Projects	3,497	0	147,461	17,461	0	0	0
732018 Travel and Conference	2,314	2,292	2,292	2,292	3,792	3,792	3,792
732165 Workshops and Meeting	1,179	0	0	0	0	0	0
	148,055	67,891	215,352	149,352	78,591	78,591	78,591
Commodities							
750154 Expendable Equipment	3,133	0	58,243	18,243	0	0	0
750399 Office Supplies	10,482	24,285	24,285	14,285	32,285	32,285	32,285
	13,616	24,285	82,528	32,528	32,285	32,285	32,285
Capital Outlay							
760126 Capital Outlay Miscellaneous	0	0	2,008	2,008	0	0	0
	0	0	2,008	2,008	0	0	0
Operating Expenses	161,671	92,176	299,888	183,888	110,876	110,876	110,876
Internal Support							
Internal Services							
770631 Bldg Space Cost Allocation	246,509	276,995	276,995	276,995	233,696	277,834	279,008
770667 Convenience Copier	715	877	877	877	0	0	0
773535 Info Tech CLEMIS	22,907	18,850	18,850	18,850	17,791	18,450	18,450
773630 Info Tech Development	31,733	0	7,632	7,632	0	0	0
774636 Info Tech Operations	26,075	23,841	23,841	23,841	49,188	49,188	49,188
775754 Maintenance Department Charges	58,614	0	36,433	36,433	0	0	0
778675 Telephone Communications	19,288	20,145	20,145	20,145	21,127	21,127	21,127
	405,841	340,708	384,773	384,773	321,802	366,599	367,773
Internal Support	405,841	340,708	384,773	384,773	321,802	366,599	367,773
Transfers/Other Sources (Uses)							
Transfers Out							
788001 Transfers Out	28,344	0	75,558	75,558	0	0	0
	28,344	0	75,558	75,558	0	0	0

Department:	Circuit Court	OAKLAND COUNTY, MICHIGAN
Organization:	30101 - Judicial / Administration	
Fund:	10100 - General	
		FY2015 AND FY2016 AND FY2017 Adopted Budget

Account Number/Description	FY 2013 Actual	FY 2014			FY 2015 Adopted	FY 2016 Adopted	FY 2017 Adopted
		Adopted Budget	Amended Budget As Of 6/30	Estimated Actual			
Transfers/Other Sources (Uses)	28,344	0	75,558	75,558	0	0	0
Grand Total Expenditures	8,404,108	8,696,441	9,024,238	8,508,238	8,846,860	8,977,012	8,978,186

Department:	Circuit Court	OAKLAND COUNTY, MICHIGAN					
Organization:	30102 - Business Division						
Fund:	10100 - General						
		FY2015 AND FY2016 AND FY2017 Adopted Budget					

Account Number/Description	FY 2013 Actual	FY 2014			FY 2015 Adopted	FY 2016 Adopted	FY 2017 Adopted
		Adopted Budget	Amended Budget As Of 6/30	Estimated Actual			

Grand Total Revenues

0

Expenditures

Personnel

Salaries

702010	Salaries Regular	843,891	984,419	979,176	973,176	1,074,209	1,074,209	1,074,209
702030	Holiday	41,027	0	0	0	0	0	0
702050	Annual Leave	65,259	0	0	0	0	0	0
702080	Sick Leave	25,813	0	0	0	0	0	0
702100	Retroactive	209	0	0	0	0	0	0
702140	Other Miscellaneous Salaries	8,000	0	0	0	0	0	0
702200	Death Leave	2,548	0	0	0	0	0	0
712020	Overtime	1,937	5,000	5,000	5,000	5,000	5,000	5,000
		988,683	989,419	984,176	978,176	1,079,209	1,079,209	1,079,209

Fringe Benefits

722750	Workers Compensation	2,194	1,544	1,564	1,564	2,469	2,469	2,469
722760	Group Life	2,745	2,742	2,747	2,747	3,170	3,170	3,170
722770	Retirement	304,972	311,061	311,586	309,586	273,090	273,090	273,090
722780	Hospitalization	225,681	237,826	237,826	237,826	269,448	269,448	269,448
722790	Social Security	68,326	69,298	69,411	67,411	79,292	79,292	79,292
722800	Dental	15,955	16,841	16,841	16,841	20,228	20,228	20,228
722810	Disability	12,269	12,936	12,956	12,956	14,877	14,877	14,877
722820	Unemployment Insurance	3,612	3,057	3,062	3,062	3,436	3,436	3,436
722850	Optical	1,071	1,080	1,080	1,080	1,505	1,505	1,505
722900	Fringe Benefit Adjustments	0	2,150	2,150	2,150	1,770	1,770	1,770
		636,826	658,535	659,223	655,223	669,285	669,285	669,285

Personnel

Operating Expenses

Contractual Services

730646	Equipment Maintenance	0	3,300	3,300	300	3,300	3,300	3,300
731213	Membership Dues	275	500	500	500	500	500	500
731339	Periodicals Books Publ Sub	100	0	0	0	0	0	0
731346	Personal Mileage	733	1,160	1,160	1,160	1,160	1,160	1,160
731388	Printing	998	510	510	510	510	510	510
731458	Professional Services	0	4,000	4,000	1,000	4,000	4,000	4,000
731780	Software Support Maintenance	0	2,600	2,600	600	2,600	2,600	2,600
732018	Travel and Conference	425	672	672	672	672	672	672

Department:	Circuit Court	OAKLAND COUNTY, MICHIGAN					
Organization:	30102 - Business Division						
Fund:	10100 - General						
		FY2015 AND FY2016 AND FY2017 Adopted Budget					

Account Number/Description	FY 2013 Actual	FY 2014			FY 2015 Adopted	FY 2016 Adopted	FY 2017 Adopted
		Adopted Budget	Amended Budget As Of 6/30	Estimated Actual			
732020 Travel Employee Taxable Meals	7	0	0	0	0	0	0
732081 Visiting Judges	7,173	29,050	29,050	4,050	29,050	29,050	29,050
	9,710	41,792	41,792	8,792	41,792	41,792	41,792
Commodities							
750049 Computer Supplies	5,587	8,100	8,100	6,100	8,100	8,100	8,100
750154 Expendable Equipment	0	4,000	4,000	4,000	4,000	4,000	4,000
750392 Metered Postage	10,005	18,200	18,200	10,200	18,200	18,200	18,200
750399 Office Supplies	2,906	5,142	5,142	5,142	5,142	5,142	5,142
	18,498	35,442	35,442	25,442	35,442	35,442	35,442
Operating Expenses	28,208	77,234	77,234	34,234	77,234	77,234	77,234
Internal Support							
Internal Services							
770631 Bldg Space Cost Allocation	61,145	68,706	68,706	68,706	57,966	68,914	69,206
770667 Convenience Copier	4,762	6,649	6,649	6,649	0	0	0
772618 Equipment Rental	4,218	4,218	4,218	4,218	4,218	4,218	4,218
773630 Info Tech Development	2,921	0	1,913	1,913	0	0	0
774636 Info Tech Operations	78,609	77,290	77,290	77,290	84,295	84,295	84,295
774637 Info Tech Managed Print Svcs	0	0	0	0	2,431	2,431	2,431
774677 Insurance Fund	4,420	4,423	4,423	4,423	4,423	4,423	4,423
778675 Telephone Communications	9,982	10,810	10,810	10,810	8,547	8,547	8,547
	166,057	172,096	174,009	174,009	161,880	172,828	173,120
Internal Support	166,057	172,096	174,009	174,009	161,880	172,828	173,120
Grand Total Expenditures	1,819,774	1,897,284	1,894,642	1,841,642	1,987,608	1,998,556	1,998,848

Department:	Circuit Court	OAKLAND COUNTY, MICHIGAN
Organization:	30103 - Civil / Criminal Division	
Fund:	10100 - General	
		FY2015 AND FY2016 AND FY2017 Adopted Budget

Account Number/Description	FY 2013 Actual	FY 2014			FY 2015 Adopted	FY 2016 Adopted	FY 2017 Adopted
		Adopted Budget	Amended Budget As Of 6/30	Estimated Actual			

Revenues

Revenue

Other Intergovern. Revenues

625414	Drug Case Management	4,290	4,500	4,500	4,500	4,500	4,500	4,500
		4,290	4,500	4,500	4,500	4,500	4,500	4,500

Charges for Services

630245	Civil Mediation Payments	571,411	560,000	560,000	560,000	560,000	560,000	560,000
630385	Costs	688,966	770,000	770,000	720,000	720,000	720,000	720,000
630560	DNA Testing Fees	205	0	0	0	0	0	0
630604	e Filing Fees	172,454	180,000	180,000	180,000	180,000	180,000	180,000
630791	Forensic Lab Fees	270	0	0	0	0	0	0
631010	Judge On Line Services	8,910	12,000	12,000	12,000	12,000	12,000	12,000
631015	Jury Fees	222,790	280,000	280,000	260,000	260,000	260,000	260,000
631176	Mediation Fines	142,050	110,000	110,000	130,000	130,000	130,000	130,000
631736	Refund Fees PD Def Attorney	949,233	920,000	920,000	920,000	920,000	920,000	920,000
631806	Reimb Court Services	4,752	2,000	2,000	2,000	4,000	4,000	4,000
		2,761,039	2,834,000	2,834,000	2,784,000	2,786,000	2,786,000	2,786,000

Revenue

Grand Total Revenues

		2,765,329	2,838,500	2,838,500	2,788,500	2,790,500	2,790,500	2,790,500
		2,765,329	2,838,500	2,838,500	2,788,500	2,790,500	2,790,500	2,790,500

Expenditures

Personnel

Salaries

702010	Salaries Regular	970,236	1,202,337	1,204,676	1,134,676	1,093,510	1,093,510	1,093,510
702030	Holiday	50,039	0	0	0	0	0	0
702050	Annual Leave	82,697	0	0	0	0	0	0
702080	Sick Leave	20,223	0	0	0	0	0	0
702120	Jury Duty	2,482	0	0	0	0	0	0
702140	Other Miscellaneous Salaries	10,500	0	0	0	0	0	0
702200	Death Leave	973	0	0	0	0	0	0
712020	Overtime	0	5,000	5,000	5,000	5,000	5,000	5,000
		1,137,149	1,207,337	1,209,676	1,139,676	1,098,510	1,098,510	1,098,510

Fringe Benefits

722750	Workers Compensation	2,523	2,694	2,883	2,883	2,999	2,999	2,999
722760	Group Life	3,261	3,617	3,545	3,545	3,110	3,110	3,110
722770	Retirement	401,958	421,980	414,028	394,028	295,326	295,326	295,326

Department:	Circuit Court	OAKLAND COUNTY, MICHIGAN						
Organization:	30103 - Civil / Criminal Division							
Fund:	10100 - General							
		FY2015 AND FY2016 AND FY2017 Adopted Budget						

Account Number/Description		FY 2013 Actual	FY 2014			FY 2015 Adopted	FY 2016 Adopted	FY 2017 Adopted
			Adopted Budget	Amended Budget As Of 6/30	Estimated Actual			
722780	Hospitalization	221,351	250,671	244,849	234,849	235,013	235,013	235,013
722790	Social Security	82,652	90,217	88,709	88,709	78,446	78,446	78,446
722800	Dental	18,070	19,951	19,634	19,634	17,834	17,834	17,834
722810	Disability	15,636	16,999	16,664	16,664	14,621	14,621	14,621
722820	Unemployment Insurance	4,155	3,843	3,826	3,826	3,495	3,495	3,495
722850	Optical	1,419	1,636	1,590	1,590	1,552	1,552	1,552
722900	Fringe Benefit Adjustments	0	2,150	2,928	2,928	1,770	1,770	1,770
		751,025	813,758	798,656	768,656	654,166	654,166	654,166
Personnel		1,888,174	2,021,095	2,008,332	1,908,332	1,752,676	1,752,676	1,752,676
Operating Expenses								
Contractual Services								
730072	Advertising	111	0	0	0	0	0	0
730107	Attorney Fees Mediators	511,411	575,000	575,000	525,000	575,000	575,000	575,000
730247	Charge Card Fee	479	0	0	0	0	0	0
730338	Computer Research Service	27,456	51,500	51,500	51,500	51,500	51,500	51,500
730415	Court Reporter Services	4,622	8,000	8,000	8,000	8,000	8,000	8,000
730422	Court Transcripts	4,526	15,000	15,000	15,000	15,000	15,000	15,000
730450	Defense Atty Fees	2,042,673	2,125,585	2,125,585	1,825,585	2,125,585	2,125,585	2,125,585
730457	Defense Atty Fees Appellate	244,923	373,826	373,826	373,826	373,826	373,826	373,826
730464	Defense Atty Fees District	152,908	191,687	191,687	191,687	191,687	191,687	191,687
730478	Defense Atty Fees PPO	88	0	0	0	0	0	0
730492	Defense Atty Fees Trials	217,933	453,075	453,075	453,075	453,075	453,075	453,075
730527	Direct Client Services	2,291	3,000	3,000	3,000	3,000	3,000	3,000
730646	Equipment Maintenance	1,571	12,000	12,000	12,000	12,000	12,000	12,000
730688	Expert Witness Fee and Mileage	16,178	18,000	18,000	18,000	18,000	18,000	18,000
730982	Interpreter Fees	28,895	50,000	50,000	50,000	50,000	50,000	50,000
731010	Juror Fees and Mileage	461,735	700,170	700,170	500,170	700,170	700,170	700,170
731059	Laundry and Cleaning	288	1,500	1,500	1,500	1,500	1,500	1,500
731213	Membership Dues	12,185	17,100	17,100	17,100	17,100	17,100	17,100
731339	Periodicals Books Publ Sub	2,502	0	0	0	0	0	0
731346	Personal Mileage	145	1,160	1,160	1,160	1,160	1,160	1,160
731388	Printing	19,638	47,600	47,600	27,600	47,600	47,600	47,600
731416	Priv Institutions Residential	3,769	0	0	0	0	0	0
731458	Professional Services	30,374	2,777	2,777	2,777	2,777	2,777	2,777
731577	Refund Prior Years Revenue	1,886	0	0	0	0	0	0
731962	Transcript on Appeals	119,136	140,000	140,000	120,000	140,000	140,000	140,000
731997	Transportation of Clients	990	0	0	0	0	0	0
732018	Travel and Conference	8,268	6,540	6,540	6,540	6,540	6,540	6,540
732080	Violation Probation Atty Fees	342,385	280,000	280,000	280,000	280,000	280,000	280,000

Department:	Circuit Court	OAKLAND COUNTY, MICHIGAN					
Organization:	30103 - Civil / Criminal Division						
Fund:	10100 - General						
		FY2015 AND FY2016 AND FY2017 Adopted Budget					

Account Number/Description	FY 2013 Actual	FY 2014			FY 2015 Adopted	FY 2016 Adopted	FY 2017 Adopted
		Adopted Budget	Amended Budget As Of 6/30	Estimated Actual			
732165 Workshops and Meeting	678	2,000	2,000	2,000	2,000	2,000	2,000
	4,260,043	5,075,520	5,075,520	4,485,520	5,075,520	5,075,520	5,075,520
Commodities							
750119 Dry Goods and Clothing	476	4,000	4,000	4,000	4,000	4,000	4,000
750170 Other Expendable Equipment	238	0	0	0	0	0	0
750245 Incentives	5,094	0	0	0	0	0	0
750280 Laboratory Supplies	4,124	0	0	0	0	0	0
750392 Metered Postage	21,731	46,717	46,717	26,717	46,717	46,717	46,717
750399 Office Supplies	55,078	70,707	70,707	70,707	70,707	70,707	70,707
750448 Postage-Standard Mailing	15,835	25,000	25,000	25,000	25,000	25,000	25,000
	102,576	146,424	146,424	126,424	146,424	146,424	146,424
Operating Expenses	4,362,619	5,221,944	5,221,944	4,611,944	5,221,944	5,221,944	5,221,944
Internal Support							
Internal Services							
770631 Bldg Space Cost Allocation	1,513,501	1,700,677	1,700,677	1,700,677	1,434,832	1,705,825	1,713,037
770667 Convenience Copier	4,866	7,771	7,771	7,771	0	0	0
772618 Equipment Rental	106,241	113,195	113,195	113,195	102,961	102,961	102,961
773630 Info Tech Development	367,496	0	278,018	278,018	0	0	0
774636 Info Tech Operations	569,719	609,418	609,418	609,418	598,150	598,150	598,150
774637 Info Tech Managed Print Svcs	0	0	0	0	25,141	25,141	25,141
778675 Telephone Communications	74,582	77,577	77,577	77,577	75,625	75,625	75,625
	2,636,405	2,508,638	2,786,656	2,786,656	2,236,709	2,507,702	2,514,914
Internal Support	2,636,405	2,508,638	2,786,656	2,786,656	2,236,709	2,507,702	2,514,914
Grand Total Expenditures	8,887,197	9,751,677	10,016,932	9,306,932	9,211,329	9,482,322	9,489,534

Department:	Circuit Court	OAKLAND COUNTY, MICHIGAN						
Organization:	30104 - Family Division							
Fund:	GF_GP - General Fund / General Purpose							
		FY2015 AND FY2016 AND FY2017 Adopted Budget						

Account Number/Description	FY 2013 Actual	FY 2014			FY 2015 Adopted	FY 2016 Adopted	FY 2017 Adopted
		Adopted Budget	Amended Budget As Of 6/30	Estimated Actual			

Revenues

Revenue

Charges for Services

630035	Adoptive Info Request Fee	15,550	20,000	20,000	20,000	20,000	20,000	20,000
630105	Assessment Fees	2,468	3,000	3,000	3,000	3,000	3,000	3,000
630140	Board and Care	1,029,903	975,000	975,000	975,000	975,000	975,000	975,000
630385	Costs	353	2,000	2,000	2,000	2,000	2,000	2,000
630406	Court Service Fees Probation	140,440	170,000	170,000	150,000	150,000	150,000	150,000
630413	Court Service Fees Traffic	11,543	12,000	12,000	12,000	12,000	12,000	12,000
630441	CVR County Portion	538	0	0	0	0	0	0
630552	Diversion Fees	3,955	10,000	10,000	5,000	5,000	5,000	5,000
630840	Govt Benefit Board and Care	197,887	200,000	200,000	200,000	200,000	200,000	200,000
631253	Miscellaneous	25,776	24,000	24,000	24,000	24,000	24,000	24,000
631596	Probation Fees	1,077	5,000	5,000	2,000	2,000	2,000	2,000
631631	Psych Testing and Evaluation	0	1,000	1,000	1,000	0	0	0
631736	Refund Fees PD Def Attorney	280,853	350,000	350,000	290,000	300,000	300,000	300,000
631792	Reimb Clinical Evaluations	45,399	55,000	55,000	55,000	55,000	55,000	55,000
631883	Reimb State County Agent	180,533	180,000	180,000	180,000	180,000	180,000	180,000
632079	Service Fees	8,850	12,000	12,000	12,000	12,000	12,000	12,000
632342	Tours	7,986	7,000	7,000	7,000	7,000	7,000	7,000
		1,953,110	2,026,000	2,026,000	1,938,000	1,947,000	1,947,000	1,947,000
Revenue		1,953,110	2,026,000	2,026,000	1,938,000	1,947,000	1,947,000	1,947,000
Grand Total Revenues		1,953,110	2,026,000	2,026,000	1,938,000	1,947,000	1,947,000	1,947,000

Expenditures

Personnel

Salaries

702010	Salaries Regular	5,314,784	6,584,036	6,639,415	6,039,415	6,790,740	6,790,740	6,790,740
702030	Holiday	261,022	0	0	0	0	0	0
702050	Annual Leave	422,226	0	0	0	0	0	0
702080	Sick Leave	117,508	0	0	0	0	0	0
702100	Retroactive	537	0	0	0	0	0	0
702120	Jury Duty	488	0	0	0	0	0	0
702140	Other Miscellaneous Salaries	49,474	0	0	0	0	0	0
702200	Death Leave	4,451	0	0	0	0	0	0
712020	Overtime	9,310	31,000	31,000	31,000	31,000	31,000	31,000
		6,179,801	6,615,036	6,670,415	6,070,415	6,821,740	6,821,740	6,821,740

Department:	Circuit Court	OAKLAND COUNTY, MICHIGAN					
Organization:	30104 - Family Division						
Fund:	GF_GP - General Fund / General Purpose						
		FY2015 AND FY2016 AND FY2017 Adopted Budget					

Account Number/Description	FY 2013 Actual	FY 2014			FY 2015 Adopted	FY 2016 Adopted	FY 2017 Adopted	
		Adopted Budget	Amended Budget As Of 6/30	Estimated Actual				
Fringe Benefits								
722750	Workers Compensation	48,101	51,745	52,084	52,084	54,147	54,147	54,147
722760	Group Life	17,332	19,353	19,428	19,428	19,840	19,840	19,840
722770	Retirement	2,076,258	2,165,964	2,174,822	2,024,822	1,785,441	1,785,441	1,785,441
722780	Hospitalization	1,227,017	1,466,024	1,471,591	1,471,591	1,479,888	1,479,888	1,479,888
722790	Social Security	435,801	485,522	487,446	437,446	486,835	486,835	486,835
722800	Dental	93,331	106,036	106,353	106,353	110,506	110,506	110,506
722810	Disability	79,195	90,911	91,255	91,255	92,633	92,633	92,633
722820	Unemployment Insurance	22,609	21,254	21,334	21,334	21,853	21,853	21,853
722850	Optical	8,112	9,953	9,999	9,999	10,637	10,637	10,637
722900	Fringe Benefit Adjustments	0	13,330	16,442	16,442	10,974	10,974	10,974
		4,007,757	4,430,092	4,450,754	4,250,754	4,072,754	4,072,754	4,072,754
		10,187,558	11,045,128	11,121,169	10,321,169	10,894,494	10,894,494	10,894,494
Personnel								
Operating Expenses								
Contractual Services								
730072	Advertising	6,488	8,000	8,000	8,000	8,000	8,000	8,000
730226	Car Allowance	0	16,000	16,000	16,000	16,000	16,000	16,000
730324	Communications	0	900	900	900	900	900	900
730415	Court Reporter Services	890	5,000	5,000	5,000	5,000	5,000	5,000
730422	Court Transcripts	1,733	25,000	25,000	25,000	25,000	25,000	25,000
730450	Defense Atty Fees	671,311	806,620	806,620	806,620	806,620	806,620	806,620
730457	Defense Atty Fees Appellate	0	10,000	10,000	10,000	10,000	10,000	10,000
730471	Defense Atty Fees Paternity	17,500	20,130	20,130	20,130	20,130	20,130	20,130
730478	Defense Atty Fees PPO	28,038	1,472	1,472	1,472	1,472	1,472	1,472
730485	Defense Atty Fees Support	6,590	5,086	5,086	5,086	5,086	5,086	5,086
730527	Direct Client Services	11	0	0	0	0	0	0
730646	Equipment Maintenance	644	5,000	5,000	5,000	5,000	5,000	5,000
730688	Expert Witness Fee and Mileage	6,875	9,000	9,000	9,000	9,000	9,000	9,000
730702	Family Counseling Services	0	5,000	5,000	5,000	5,000	5,000	5,000
730723	Fees Guardian Ad Litem	336,839	495,243	495,243	395,243	495,243	495,243	495,243
730926	Indirect Costs	119,705	98,293	98,293	98,293	98,293	98,293	98,293
730982	Interpreter Fees	31,521	24,000	24,000	24,000	24,000	24,000	24,000
731059	Laundry and Cleaning	87	0	0	0	0	0	0
731199	Medical Services Physicians	3,800	0	0	0	0	0	0
731213	Membership Dues	3,655	12,000	12,000	12,000	12,000	12,000	12,000
731339	Periodicals Books Publ Sub	426	0	0	0	0	0	0
731346	Personal Mileage	123,101	54,304	54,304	54,304	54,304	54,304	54,304
731381	Pre-Adoptive Care	0	8,000	8,000	8,000	8,000	8,000	8,000
731388	Printing	13,105	30,719	30,719	30,719	30,719	30,719	30,719

Department:	Circuit Court	OAKLAND COUNTY, MICHIGAN					
Organization:	30104 - Family Division						
Fund:	GF_GP - General Fund / General Purpose						
		FY2015 AND FY2016 AND FY2017 Adopted Budget					

Account Number/Description	FY 2013 Actual	FY 2014			FY 2015 Adopted	FY 2016 Adopted	FY 2017 Adopted
		Adopted Budget	Amended Budget As Of 6/30	Estimated Actual			
731416 Priv Institutions Residential	2,064,398	3,000,000	3,000,000	2,600,000	3,000,000	3,000,000	3,000,000
731458 Professional Services	313,770	415,055	415,055	415,055	415,055	415,055	415,055
731493 Psychological Testing	0	8,000	8,000	8,000	8,000	8,000	8,000
731577 Refund Prior Years Revenue	19,618	0	0	0	0	0	0
731780 Software Support Maintenance	600	0	0	0	0	0	0
731843 State Institutions	3,203,730	8,000,000	8,000,000	5,000,000	7,891,284	7,891,284	7,891,284
731871 Student Employment	0	4,120	4,120	4,120	4,120	4,120	4,120
731941 Training	0	2,000	2,000	2,000	2,000	2,000	2,000
731962 Transcript on Appeals	37,227	30,000	30,000	30,000	30,000	30,000	30,000
731997 Transportation of Clients	99	1,500	1,500	1,500	1,500	1,500	1,500
732018 Travel and Conference	16,959	16,210	16,210	16,210	16,210	16,210	16,210
732158 Witness Fees and Mileage	189	6,000	6,000	6,000	6,000	6,000	6,000
732165 Workshops and Meeting	1,325	3,200	3,200	3,200	3,200	3,200	3,200
	7,030,232	13,125,852	13,125,852	9,625,852	13,017,136	13,017,136	13,017,136
Commodities							
750119 Dry Goods and Clothing	916	3,000	3,000	3,000	3,000	3,000	3,000
750154 Expendable Equipment	4,918	31,000	31,000	31,000	31,000	31,000	31,000
750170 Other Expendable Equipment	98	0	0	0	0	0	0
750245 Incentives	2,637	0	0	0	0	0	0
750392 Metered Postage	3,742	16,835	16,835	16,835	16,835	16,835	16,835
750399 Office Supplies	44,253	39,974	39,974	39,974	39,974	39,974	39,974
750539 Testing Materials	14,317	10,000	10,000	10,000	10,000	10,000	10,000
750567 Training-Educational Supplies	0	4,000	4,000	4,000	4,000	4,000	4,000
	70,881	104,809	104,809	104,809	104,809	104,809	104,809
Operating Expenses	7,101,113	13,230,661	13,230,661	9,730,661	13,121,945	13,121,945	13,121,945
Internal Support							
Internal Services							
770631 Bldg Space Cost Allocation	687,469	774,419	774,419	774,419	655,936	779,821	783,117
770667 Convenience Copier	10,629	11,708	11,708	11,708	0	0	0
772618 Equipment Rental	51,843	52,393	52,393	52,393	60,461	60,461	60,461
773630 Info Tech Development	5,356	0	3,050	3,050	0	0	0
774636 Info Tech Operations	608,590	651,668	651,668	641,668	696,760	696,760	696,760
774637 Info Tech Managed Print Svcs	0	0	0	0	47,914	47,914	47,914
775754 Maintenance Department Charges	167	0	205	205	0	0	0
776661 Motor Pool	156	0	0	0	0	0	0
778675 Telephone Communications	83,239	86,214	86,214	86,214	85,553	85,553	85,553
	1,447,450	1,576,402	1,579,657	1,569,657	1,546,624	1,670,509	1,673,805
Internal Support	1,447,450	1,576,402	1,579,657	1,569,657	1,546,624	1,670,509	1,673,805

Department:	Circuit Court	OAKLAND COUNTY, MICHIGAN
Organization:	30104 - Family Division	
Fund:	GF_GP - General Fund / General Purpose	

FY2015 AND FY2016 AND FY2017 Adopted Budget

Account Number/Description	FY 2013 Actual	FY 2014			FY 2015 Adopted	FY 2016 Adopted	FY 2017 Adopted
		Adopted Budget	Amended Budget As Of 6/30	Estimated Actual			
Transfers/Other Sources (Uses)							
Transfers Out							
788001 Transfers Out	4,739,049	5,002,496	5,015,197	5,015,197	4,646,794	4,709,258	4,710,839
	4,739,049	5,002,496	5,015,197	5,015,197	4,646,794	4,709,258	4,710,839
Transfers/Other Sources (Uses)	4,739,049	5,002,496	5,015,197	5,015,197	4,646,794	4,709,258	4,710,839
Grand Total Expenditures	23,475,170	30,854,687	30,946,684	26,636,684	30,209,857	30,396,206	30,401,083

Department:	302 - District Court	OAKLAND COUNTY, MICHIGAN						
General Fund / General Purpose		FY2015 AND FY2016 AND FY2017 Adopted Budget						

Account Number/Description	FY 2013 Actual	FY 2014			FY 2015 Adopted	FY 2016 Adopted	FY 2017 Adopted
		Adopted Budget	Amended Budget As Of 6/30	Estimated Actual			

Revenues

Revenue

Other Intergovern. Revenues

625414	Drug Case Management	1,823	2,000	2,000	1,800	1,800	1,800	1,800
		1,823	2,000	2,000	1,800	1,800	1,800	1,800

Charges for Services

630105	Assessment Fees	274,201	289,000	289,000	294,000	294,000	294,000	294,000
630112	Assessments and PSI	562,577	570,500	570,500	578,500	578,500	578,500	578,500
630161	Bond Fees	35,698	32,400	32,400	32,400	33,000	33,000	33,000
630259	Class Fees	0	14,400	14,400	14,400	14,400	14,400	14,400
630329	Community Service Oversight	124,027	125,000	125,000	125,000	125,000	125,000	125,000
630441	CVR County Portion	64,344	42,500	42,500	44,000	47,000	47,000	47,000
630565	Drug Treatment Court Fee	131,100	143,000	143,000	143,000	134,000	134,000	134,000
630567	Drunk Driving Caseflow DDCAF	151,906	127,700	127,700	127,700	134,700	134,700	134,700
630721	Filing Fees DCU	471,260	541,000	541,000	491,000	487,000	487,000	487,000
630798	Forfeiture of Bonds	210,847	200,000	200,000	200,000	204,000	204,000	204,000
630826	Garnishment Fees	556,020	498,000	498,000	502,000	502,000	502,000	502,000
631015	Jury Fees	15,880	9,600	9,600	9,600	9,400	9,400	9,400
631064	Late Penalty	308,047	271,000	271,000	252,000	257,000	257,000	257,000
631085	License Reinstatement Fees	105,375	111,000	111,000	111,000	105,000	105,000	105,000
631148	Marriage Fees	5,860	4,400	4,400	4,400	4,750	4,750	4,750
631253	Miscellaneous	185,546	185,000	185,000	185,000	180,000	180,000	180,000
631288	No Insurance Proof Fee	57,020	55,600	55,600	55,600	53,600	53,600	53,600
631330	NSF Check Fees	5,795	8,000	8,000	8,000	7,800	7,800	7,800
631421	Ordinance Fines and Costs	4,734,948	4,770,000	4,770,000	4,720,000	4,780,000	4,780,000	4,780,000
631596	Probation Fees	2,659,332	2,659,000	2,681,845	2,604,845	2,608,935	2,608,935	2,608,935
631736	Refund Fees PD Def Attorney	457,817	447,600	447,600	435,600	435,600	435,600	435,600
632108	Show Cause Fee	90,959	70,100	70,100	76,100	75,500	75,500	75,500
632170	State Law Costs	1,086,480	1,025,000	1,025,000	1,070,000	1,035,000	1,035,000	1,035,000
632440	Warrant Recall Fee	87,939	86,000	86,000	86,000	90,000	90,000	90,000
		12,382,979	12,285,800	12,308,645	12,170,145	12,196,185	12,196,185	12,196,185

Contributions

		0	0	0	0	0	0	0
--	--	---	---	---	---	---	---	---

Investment Income

655385	Income from Investments	1,469	2,400	2,400	2,400	2,400	2,400	2,400
		1,469	2,400	2,400	2,400	2,400	2,400	2,400

Other Revenues

670114	Cash Overages	141	0	0	0	0	0	0
--------	---------------	-----	---	---	---	---	---	---

Department:	302 - District Court	OAKLAND COUNTY, MICHIGAN
General Fund / General Purpose		FY2015 AND FY2016 AND FY2017 Adopted Budget

Account Number/Description	FY 2013 Actual	FY 2014			FY 2015 Adopted	FY 2016 Adopted	FY 2017 Adopted
		Adopted Budget	Amended Budget As Of 6/30	Estimated Actual			
	141	0	0	0	0	0	0
Revenue	12,386,411	12,290,200	12,313,045	12,174,345	12,200,385	12,200,385	12,200,385
Grand Total Revenues	12,386,411	12,290,200	12,313,045	12,174,345	12,200,385	12,200,385	12,200,385

Expenditures

Personnel								
Salaries								
702010	Salaries Regular	6,333,291	7,340,297	7,341,412	7,071,412	7,497,425	7,497,425	7,497,425
702030	Holiday	250,272	0	0	0	0	0	0
702050	Annual Leave	374,126	0	0	0	0	0	0
702080	Sick Leave	110,457	0	0	0	0	0	0
702100	Retroactive	158	0	0	0	0	0	0
702120	Jury Duty	363	0	0	0	0	0	0
702140	Other Miscellaneous Salaries	62,500	0	0	0	0	0	0
702190	Workers Compensation Pay	0	210	210	210	0	0	0
702200	Death Leave	5,344	0	0	0	0	0	0
712020	Overtime	45,256	55,135	55,135	55,135	65,135	65,135	65,135
712040	Holiday Overtime	2,995	0	0	0	0	0	0
		7,184,762	7,395,642	7,396,757	7,126,757	7,562,560	7,562,560	7,562,560
Fringe Benefits								
722750	Workers Compensation	16,810	18,204	18,689	18,689	17,211	17,211	17,211
722760	Group Life	17,766	18,932	18,997	18,997	19,575	19,575	19,575
722770	Retirement	2,244,738	2,273,484	2,282,135	2,162,135	1,909,268	1,909,268	1,909,268
722780	Hospitalization	1,597,129	1,858,997	1,867,734	1,867,734	1,862,817	1,862,817	1,862,817
722790	Social Security	429,872	487,750	490,412	460,412	501,973	501,973	501,973
722800	Dental	117,386	129,816	130,314	130,314	137,100	137,100	137,100
722810	Disability	76,145	82,244	82,734	82,734	85,076	85,076	85,076
722820	Unemployment Insurance	26,266	21,991	22,061	22,061	22,507	22,507	22,507
722850	Optical	10,353	12,469	12,541	12,541	13,422	13,422	13,422
722900	Fringe Benefit Adjustments	0	19,468	19,468	19,468	17,969	17,969	17,969
		4,536,464	4,923,355	4,945,085	4,795,085	4,586,918	4,586,918	4,586,918
		11,721,226	12,318,997	12,341,842	11,921,842	12,149,478	12,149,478	12,149,478
Personnel Operating Expenses								
Contractual Services								
730037	Adj Prior Years Exp	500	0	0	0	0	0	0
730072	Advertising	494	0	0	0	0	0	0
730121	Bank Charges	28,443	27,903	27,903	27,903	27,903	27,903	27,903
730240	Cash Shortage	226	0	0	0	0	0	0
730247	Charge Card Fee	22,793	0	0	0	0	0	0

Department:	302 - District Court	OAKLAND COUNTY, MICHIGAN						
General Fund / General Purpose		FY2015 AND FY2016 AND FY2017 Adopted Budget						

Account Number/Description	FY 2013 Actual	FY 2014			FY 2015 Adopted	FY 2016 Adopted	FY 2017 Adopted
		Adopted Budget	Amended Budget As Of 6/30	Estimated Actual			
730324	Communications	180	0	0	0	0	0
730338	Computer Research Service	8,560	15,980	15,980	12,980	15,980	15,980
730422	Court Transcripts	123	1,200	1,200	1,200	1,200	1,200
730450	Defense Atty Fees	421,921	444,500	444,500	399,500	444,500	444,500
730548	Drug Testing	11,671	16,000	16,000	11,000	12,000	12,000
730562	Electrical Service	178,184	197,297	197,297	182,297	197,297	197,108
730646	Equipment Maintenance	3,576	7,300	7,300	7,300	8,300	8,300
730653	Equipment Rental	2,755	5,306	5,306	5,306	5,306	5,306
730688	Expert Witness Fee and Mileage	0	104	104	104	104	104
730730	Filing Fees	840	920	920	920	2,000	2,000
730982	Interpreter Fees	61,346	68,156	68,156	55,156	73,156	73,156
731010	Juror Fees and Mileage	45,795	67,000	67,000	54,000	67,000	67,000
731059	Laundry and Cleaning	64	418	418	418	418	418
731101	Library Continuations	26,344	12,103	12,103	12,103	16,003	16,003
731185	Medical Exam	31,730	45,313	45,313	28,313	25,413	25,413
731213	Membership Dues	11,553	17,011	17,011	17,011	15,511	15,511
731297	Officer Fees	0	204	204	204	304	304
731339	Periodicals Books Publ Sub	2,968	3,553	3,553	3,553	3,553	3,553
731346	Personal Mileage	9,682	18,265	18,265	18,265	18,065	18,265
731388	Printing	23,674	37,996	37,996	32,996	37,996	37,996
731458	Professional Services	15,956	26,693	26,693	23,693	26,693	26,693
731479	Property Taxes	97,021	103,483	103,483	103,483	103,483	103,483
731570	Recruitment Expense	0	100	100	100	100	100
731626	Rent	880,740	803,626	803,626	803,626	807,736	812,377
731773	Software Rental Lease Purchase	28,173	0	0	0	0	0
731780	Software Support Maintenance	187,666	208,987	208,987	208,987	209,209	209,398
731818	Special Event Program	21	300	300	300	300	300
732018	Travel and Conference	8,767	24,959	24,959	20,459	29,279	29,279
732081	Visiting Judges	2,467	7,000	7,000	7,000	7,000	7,000
732165	Workshops and Meeting	1,165	1,500	1,500	1,500	1,500	1,500
		2,115,396	2,163,177	2,163,177	2,039,677	2,157,309	2,162,150
							2,167,805
Commodities							
750119	Dry Goods and Clothing	1,001	4,048	4,048	4,048	4,248	4,048
750154	Expendable Equipment	4,695	9,897	9,897	9,897	9,897	9,897
750224	Grounds Supplies	545	900	900	900	900	900
750280	Laboratory Supplies	66	3,345	3,345	3,345	3,345	3,345
750392	Metered Postage	68	0	0	0	0	0
750399	Office Supplies	117,755	132,103	132,103	132,103	132,956	134,269
750448	Postage-Standard Mailing	107,614	126,000	126,000	121,000	126,000	126,000
750462	Provisions	889	1,784	1,784	1,784	1,784	1,784

Department:	302 - District Court	OAKLAND COUNTY, MICHIGAN					
General Fund / General Purpose		FY2015 AND FY2016 AND FY2017 Adopted Budget					

Account Number/Description	FY 2013 Actual	FY 2014			FY 2015 Adopted	FY 2016 Adopted	FY 2017 Adopted
		Adopted Budget	Amended Budget As Of 6/30	Estimated Actual			
750504 Small Tools	539	700	700	700	700	700	700
	233,172	278,777	278,777	273,777	279,830	280,943	280,943
Capital Outlay							
760126 Capital Outlay Miscellaneous	0	0	15,766	15,766	0	0	0
	0	0	15,766	15,766	0	0	0
Operating Expenses	2,348,568	2,441,954	2,457,720	2,329,220	2,437,139	2,443,093	2,448,748
Internal Support							
Internal Services							
770631 Bldg Space Cost Allocation	360,544	393,919	393,919	393,919	343,539	408,422	410,149
770667 Convenience Copier	14,249	22,674	22,674	22,674	0	0	0
772618 Equipment Rental	44,448	43,659	85,239	85,239	45,173	45,173	45,173
773535 Info Tech CLEMIS	88,756	89,660	89,660	89,660	94,480	97,979	97,979
773630 Info Tech Development	57,460	0	24,440	24,440	0	0	0
774636 Info Tech Operations	831,792	891,692	891,692	731,692	861,159	861,159	861,159
774637 Info Tech Managed Print Svcs	0	0	0	0	52,871	52,871	52,871
774677 Insurance Fund	4,837	4,840	4,840	4,840	4,840	4,840	4,840
775754 Maintenance Department Charges	67,966	0	100,462	100,462	0	0	0
778675 Telephone Communications	131,529	135,306	135,306	135,306	132,437	132,437	132,437
	1,601,580	1,581,750	1,748,232	1,588,232	1,534,499	1,602,881	1,604,608
Internal Support	1,601,580	1,581,750	1,748,232	1,588,232	1,534,499	1,602,881	1,604,608
Transfers/Other Sources (Uses)							
Transfers Out							
788001 Transfers Out	3,544	0	0	0	0	0	0
	3,544	0	0	0	0	0	0
Transfers/Other Sources (Uses)	3,544	0	0	0	0	0	0
Grand Total Expenditures	15,674,918	16,342,701	16,547,794	15,839,294	16,121,116	16,195,452	16,202,834

Department:	District Court	OAKLAND COUNTY, MICHIGAN
Organization:	30201 - District Court Administration	
Fund:	10100 - General	
		FY2015 AND FY2016 AND FY2017 Adopted Budget

Account Number/Description	FY 2013 Actual	FY 2014			FY 2015 Adopted	FY 2016 Adopted	FY 2017 Adopted
		Adopted Budget	Amended Budget As Of 6/30	Estimated Actual			

Revenues

Revenue
Contributions

	0	0	0	0	0	0	0
Revenue	0	0	0	0	0	0	0
Grand Total Revenues	0	0	0	0	0	0	0

Expenditures

Personnel

Salaries

702010	Salaries Regular	100,048	123,772	123,772	123,772	127,486	127,486	127,486
702030	Holiday	3,143	0	0	0	0	0	0
702050	Annual Leave	7,891	0	0	0	0	0	0
702080	Sick Leave	1,490	0	0	0	0	0	0
702140	Other Miscellaneous Salaries	500	0	0	0	0	0	0
712020	Overtime	38,409	30,000	30,000	30,000	30,000	30,000	30,000
712040	Holiday Overtime	2,768	0	0	0	0	0	0
		154,249	153,772	153,772	153,772	157,486	157,486	157,486

Fringe Benefits

722750	Workers Compensation	344	278	278	278	285	285	285
722760	Group Life	312	214	214	214	220	220	220
722770	Retirement	43,877	28,159	28,159	28,159	24,333	24,333	24,333
722780	Hospitalization	11,025	1,328	1,328	1,328	1,304	1,304	1,304
722790	Social Security	9,036	6,101	6,101	6,101	6,285	6,285	6,285
722800	Dental	2,006	1,377	1,377	1,377	1,460	1,460	1,460
722810	Disability	1,496	1,006	1,006	1,006	1,036	1,036	1,036
722820	Unemployment Insurance	565	396	396	396	408	408	408
722850	Optical	184	137	137	137	146	146	146
722900	Fringe Benefit Adjustments	0	12,900	12,900	12,900	10,620	10,620	10,620
		68,844	51,896	51,896	51,896	46,097	46,097	46,097

Personnel

Operating Expenses

Contractual Services

732081	Visiting Judges	2,467	7,000	7,000	7,000	7,000	7,000	7,000
		2,467	7,000	7,000	7,000	7,000	7,000	7,000

Commodities

Department:	District Court	OAKLAND COUNTY, MICHIGAN
Organization:	30201 - District Court Administration	
Fund:	10100 - General	
		FY2015 AND FY2016 AND FY2017 Adopted Budget

Account Number/Description	FY 2013 Actual	FY 2014			FY 2015 Adopted	FY 2016 Adopted	FY 2017 Adopted
		Adopted Budget	Amended Budget As Of 6/30	Estimated Actual			
750119 Dry Goods and Clothing	0	300	300	300	300	300	300
	0	300	300	300	300	300	300
Operating Expenses	2,467	7,300	7,300	7,300	7,300	7,300	7,300
Transfers/Other Sources (Uses)							
Transfers Out	0	0	0	0	0	0	0
Transfers/Other Sources (Uses)	0	0	0	0	0	0	0
Grand Total Expenditures	225,560	212,968	212,968	212,968	210,883	210,883	210,883

Department:	District Court	OAKLAND COUNTY, MICHIGAN
Organization:	30202 - District Court I Div. (Novi)	
Fund:	10100 - General	
		FY2015 AND FY2016 AND FY2017 Adopted Budget

Account Number/Description	FY 2013 Actual	FY 2014			FY 2015 Adopted	FY 2016 Adopted	FY 2017 Adopted
		Adopted Budget	Amended Budget As Of 6/30	Estimated Actual			

Revenues

Revenue

Other Intergovern. Revenues

625414	Drug Case Management	671	500	500	500	500	500	500
		671	500	500	500	500	500	500

Charges for Services

630105	Assessment Fees	211,882	235,500	235,500	235,500	235,500	235,500	235,500
630112	Assessments and PSI	209,565	215,000	215,000	218,000	218,000	218,000	218,000
630161	Bond Fees	4,969	4,000	4,000	4,000	4,000	4,000	4,000
630259	Class Fees	0	14,400	14,400	14,400	14,400	14,400	14,400
630329	Community Service Oversight	124,027	125,000	125,000	125,000	125,000	125,000	125,000
630441	CVR County Portion	15,963	5,000	5,000	5,000	5,000	5,000	5,000
630565	Drug Treatment Court Fee	50,625	50,000	50,000	50,000	50,000	50,000	50,000
630567	Drunk Driving Caseflow DDCAF	48,932	40,000	40,000	40,000	40,000	40,000	40,000
630721	Filing Fees DCU	172,155	185,000	185,000	185,000	185,000	185,000	185,000
630798	Forfeiture of Bonds	54,338	50,000	50,000	50,000	50,000	50,000	50,000
630826	Garnishment Fees	201,120	135,000	135,000	155,000	155,000	155,000	155,000
631015	Jury Fees	2,200	2,000	2,000	2,000	2,000	2,000	2,000
631064	Late Penalty	83,954	55,000	55,000	55,000	55,000	55,000	55,000
631085	License Reinstatement Fees	29,520	29,000	29,000	29,000	29,000	29,000	29,000
631148	Marriage Fees	2,280	1,500	1,500	1,500	1,500	1,500	1,500
631253	Miscellaneous	54,527	50,000	50,000	50,000	50,000	50,000	50,000
631288	No Insurance Proof Fee	5,320	7,000	7,000	7,000	7,000	7,000	7,000
631330	NSF Check Fees	1,895	2,000	2,000	2,000	2,000	2,000	2,000
631421	Ordinance Fines and Costs	1,629,516	1,765,000	1,765,000	1,705,000	1,765,000	1,765,000	1,765,000
631596	Probation Fees	945,727	1,039,000	1,039,000	999,000	1,014,000	1,014,000	1,014,000
631736	Refund Fees PD Def Attorney	198,920	175,600	175,600	175,600	175,600	175,600	175,600
632108	Show Cause Fee	55,113	45,000	45,000	45,000	45,000	45,000	45,000
632170	State Law Costs	261,308	190,000	190,000	190,000	200,000	200,000	200,000
632440	Warrant Recall Fee	31,654	30,000	30,000	30,000	30,000	30,000	30,000
		4,395,511	4,450,000	4,450,000	4,373,000	4,458,000	4,458,000	4,458,000

Contributions

		0	0	0	0	0	0	0
--	--	---	---	---	---	---	---	---

Investment Income

655385	Income from Investments	259	500	500	500	500	500	500
		259	500	500	500	500	500	500

Other Revenues

Department:	District Court	OAKLAND COUNTY, MICHIGAN					
Organization:	30202 - District Court I Div. (Novi)						
Fund:	10100 - General						
		FY2015 AND FY2016 AND FY2017 Adopted Budget					

Account Number/Description	FY 2013 Actual	FY 2014			FY 2015 Adopted	FY 2016 Adopted	FY 2017 Adopted
		Adopted Budget	Amended Budget As Of 6/30	Estimated Actual			
670114 Cash Overages	20	0	0	0	0	0	0
	20	0	0	0	0	0	0
Revenue	4,396,461	4,451,000	4,451,000	4,374,000	4,459,000	4,459,000	4,459,000
Grand Total Revenues	4,396,461	4,451,000	4,451,000	4,374,000	4,459,000	4,459,000	4,459,000

Expenditures

Personnel

Salaries

702010 Salaries Regular	2,113,662	2,471,137	2,471,137	2,351,137	2,516,145	2,516,145	2,516,145
702030 Holiday	85,692	0	0	0	0	0	0
702050 Annual Leave	126,956	0	0	0	0	0	0
702080 Sick Leave	36,230	0	0	0	0	0	0
702100 Retroactive	158	0	0	0	0	0	0
702140 Other Miscellaneous Salaries	20,500	0	0	0	0	0	0
702190 Workers Compensation Pay	0	210	210	210	0	0	0
702200 Death Leave	1,760	0	0	0	0	0	0
712020 Overtime	658	4,000	4,000	4,000	15,000	15,000	15,000
	2,385,615	2,475,347	2,475,347	2,355,347	2,531,145	2,531,145	2,531,145

Fringe Benefits

722750 Workers Compensation	6,158	6,778	6,778	6,778	6,091	6,091	6,091
722760 Group Life	5,881	6,641	6,641	6,641	6,818	6,818	6,818
722770 Retirement	753,239	792,786	792,786	732,786	661,009	661,009	661,009
722780 Hospitalization	526,219	652,042	652,042	652,042	638,977	638,977	638,977
722790 Social Security	148,040	169,466	169,466	149,466	173,276	173,276	173,276
722800 Dental	37,302	43,947	43,947	43,947	43,826	43,826	43,826
722810 Disability	25,512	29,174	29,174	29,174	29,986	29,986	29,986
722820 Unemployment Insurance	8,727	7,454	7,454	7,454	7,602	7,602	7,602
722850 Optical	3,478	4,644	4,644	4,644	4,551	4,551	4,551
722900 Fringe Benefit Adjustments	0	448	448	448	3,774	3,774	3,774
	1,514,557	1,713,380	1,713,380	1,633,380	1,575,910	1,575,910	1,575,910

Personnel

Operating Expenses

Contractual Services

730121 Bank Charges	8,371	8,000	8,000	8,000	8,000	8,000	8,000
730240 Cash Shortage	70	0	0	0	0	0	0
730247 Charge Card Fee	7,747	0	0	0	0	0	0
730338 Computer Research Service	3,456	4,380	4,380	4,380	4,380	4,380	4,380
730450 Defense Atty Fees	145,450	141,500	141,500	141,500	141,500	141,500	141,500

Department:	District Court	OAKLAND COUNTY, MICHIGAN
Organization:	30202 - District Court I Div. (Novi)	
Fund:	10100 - General	
		FY2015 AND FY2016 AND FY2017 Adopted Budget

Account Number/Description	FY 2013 Actual	FY 2014			FY 2015 Adopted	FY 2016 Adopted	FY 2017 Adopted	
		Adopted Budget	Amended Budget As Of 6/30	Estimated Actual				
730548	Drug Testing	11,671	15,000	15,000	10,000	11,000	11,000	11,000
730562	Electrical Service	67,877	72,000	72,000	72,000	72,000	72,000	72,000
730646	Equipment Maintenance	1,188	3,000	3,000	3,000	3,000	3,000	3,000
730653	Equipment Rental	780	825	825	825	825	825	825
730982	Interpreter Fees	14,525	15,000	15,000	15,000	20,000	20,000	20,000
731010	Jurat Fees and Mileage	5,041	8,000	8,000	5,000	8,000	8,000	8,000
731059	Laundry and Cleaning	49	118	118	118	118	118	118
731101	Library Continuations	12,819	4,476	4,476	4,476	4,476	4,476	4,476
731185	Medical Exam	24,475	30,313	30,313	20,313	13,893	13,893	13,893
731213	Membership Dues	3,693	4,126	4,126	4,126	4,126	4,126	4,126
731297	Officer Fees	0	0	0	0	100	100	100
731339	Periodicals Books Publ Sub	418	500	500	500	500	500	500
731346	Personal Mileage	4,877	6,033	6,033	6,033	6,033	6,033	6,033
731388	Printing	10,009	11,231	11,231	11,231	11,231	11,231	11,231
731458	Professional Services	5,241	10,991	10,991	10,991	10,991	10,991	10,991
731479	Property Taxes	58,030	65,483	65,483	65,483	65,483	65,483	65,483
731626	Rent	452,827	372,000	372,000	372,000	372,000	372,000	372,000
731773	Software Rental Lease Purchase	11,990	0	0	0	0	0	0
731780	Software Support Maintenance	64,657	71,792	71,792	71,792	71,929	71,929	71,929
732018	Travel and Conference	5,378	5,480	5,480	5,480	9,800	9,800	9,800
		920,640	850,248	850,248	832,248	839,385	839,385	839,385
Commodities								
750119	Dry Goods and Clothing	465	1,000	1,000	1,000	1,000	1,000	1,000
750154	Expendable Equipment	0	1,217	1,217	1,217	1,217	1,217	1,217
750224	Grounds Supplies	545	900	900	900	900	900	900
750399	Office Supplies	25,646	29,264	29,264	29,264	29,264	29,264	29,264
750448	Postage-Standard Mailing	24,008	29,000	29,000	29,000	29,000	29,000	29,000
750462	Provisions	56	475	475	475	475	475	475
750504	Small Tools	539	700	700	700	700	700	700
		51,260	62,556	62,556	62,556	62,556	62,556	62,556
Operating Expenses		971,900	912,804	912,804	894,804	901,941	901,941	901,941
Internal Support								
Internal Services								
770667	Convenience Copier	1,960	3,090	3,090	3,090	0	0	0
772618	Equipment Rental	13,188	13,269	13,269	13,269	13,462	13,462	13,462
773535	Info Tech CLEMIS	24,588	24,838	24,838	24,838	26,175	27,144	27,144
773630	Info Tech Development	14,365	0	6,110	6,110	0	0	0
774636	Info Tech Operations	252,041	271,483	271,483	231,483	265,220	265,220	265,220
774637	Info Tech Managed Print Svcs	0	0	0	0	8,045	8,045	8,045

Department:	District Court	OAKLAND COUNTY, MICHIGAN
Organization:	30202 - District Court I Div. (Novi)	
Fund:	10100 - General	
		FY2015 AND FY2016 AND FY2017 Adopted Budget

Account Number/Description	FY 2013 Actual	FY 2014			FY 2015 Adopted	FY 2016 Adopted	FY 2017 Adopted
		Adopted Budget	Amended Budget As Of 6/30	Estimated Actual			
774677 Insurance Fund	1,689	1,690	1,690	1,690	1,690	1,690	1,690
775754 Maintenance Department Charges	19,133	0	49,350	49,350	0	0	0
778675 Telephone Communications	38,577	39,056	39,056	39,056	37,662	37,662	37,662
	365,540	353,426	408,886	368,886	352,254	353,223	353,223
Internal Support	365,540	353,426	408,886	368,886	352,254	353,223	353,223
Transfers/Other Sources (Uses)							
<u>Transfers Out</u>							
788001 Transfers Out	886	0	0	0	0	0	0
	886	0	0	0	0	0	0
Transfers/Other Sources (Uses)	886	0	0	0	0	0	0
Grand Total Expenditures	5,238,498	5,454,957	5,510,417	5,252,417	5,361,250	5,362,219	5,362,219

Department:	District Court	OAKLAND COUNTY, MICHIGAN
Organization:	30203 - District Court II Div. (Clark)	
Fund:	10100 - General	

FY2015 AND FY2016 AND FY2017 Adopted Budget

Account Number/Description	FY 2013 Actual	FY 2014			FY 2015 Adopted	FY 2016 Adopted	FY 2017 Adopted
		Adopted Budget	Amended Budget As Of 6/30	Estimated Actual			

Revenues

Revenue

Other Intergovern. Revenues

625414	Drug Case Management	309	300	300	300	300	300	300
		309	300	300	300	300	300	300

Charges for Services

630105	Assessment Fees	27,344	32,000	32,000	32,000	32,000	32,000	32,000
630112	Assessments and PSI	74,157	75,000	75,000	75,000	75,000	75,000	75,000
630161	Bond Fees	4,109	3,000	3,000	3,000	3,000	3,000	3,000
630441	CVR County Portion	12,407	9,500	9,500	11,000	11,000	11,000	11,000
630565	Drug Treatment Court Fee	25,005	30,000	30,000	30,000	28,000	28,000	28,000
630567	Drunk Driving Caseflow DDCAF	21,732	22,700	22,700	22,700	22,700	22,700	22,700
630721	Filing Fees DCU	90,152	106,000	106,000	106,000	102,000	102,000	102,000
630798	Forfeiture of Bonds	19,879	20,000	20,000	20,000	20,000	20,000	20,000
630826	Garnishment Fees	120,900	127,000	127,000	127,000	127,000	127,000	127,000
631015	Jury Fees	2,840	2,500	2,500	2,500	2,500	2,500	2,500
631064	Late Penalty	56,798	40,000	40,000	40,000	45,000	45,000	45,000
631085	License Reinstatement Fees	17,415	16,000	16,000	16,000	16,000	16,000	16,000
631148	Marriage Fees	1,010	1,000	1,000	1,000	1,000	1,000	1,000
631253	Miscellaneous	25,994	25,000	25,000	25,000	25,000	25,000	25,000
631288	No Insurance Proof Fee	7,550	4,500	4,500	4,500	4,500	4,500	4,500
631330	NSF Check Fees	830	1,000	1,000	1,000	1,000	1,000	1,000
631421	Ordinance Fines and Costs	515,251	500,000	500,000	500,000	500,000	500,000	500,000
631596	Probation Fees	250,383	270,000	270,000	260,000	260,000	260,000	260,000
631736	Refund Fees PD Def Attorney	85,096	100,000	100,000	90,000	90,000	90,000	90,000
632108	Show Cause Fee	11,584	10,000	10,000	10,000	10,000	10,000	10,000
632170	State Law Costs	338,947	280,000	280,000	325,000	280,000	280,000	280,000
632440	Warrant Recall Fee	10,178	12,500	12,500	12,500	12,500	12,500	12,500
		1,719,560	1,687,700	1,687,700	1,714,200	1,668,200	1,668,200	1,668,200

Investment Income

655385	Income from Investments	173	500	500	500	500	500	500
		173	500	500	500	500	500	500

Other Revenues

670114	Cash Overages	5	0	0	0	0	0	0
		5	0	0	0	0	0	0

Revenue		1,720,046	1,688,500	1,688,500	1,715,000	1,669,000	1,669,000	1,669,000
----------------	--	------------------	------------------	------------------	------------------	------------------	------------------	------------------

Department:	District Court	OAKLAND COUNTY, MICHIGAN
Organization:	30203 - District Court II Div. (Clark)	
Fund:	10100 - General	
		FY2015 AND FY2016 AND FY2017 Adopted Budget

Account Number/Description	FY 2013 Actual	FY 2014			FY 2015 Adopted	FY 2016 Adopted	FY 2017 Adopted
		Adopted Budget	Amended Budget As Of 6/30	Estimated Actual			
Grand Total Revenues	1,720,046	1,688,500	1,688,500	1,715,000	1,669,000	1,669,000	1,669,000

Expenditures

Personnel

Salaries

702010	Salaries Regular	1,021,570	1,165,277	1,165,277	1,115,277	1,223,174	1,223,174	1,223,174
702030	Holiday	36,701	0	0	0	0	0	0
702050	Annual Leave	46,277	0	0	0	0	0	0
702080	Sick Leave	16,003	0	0	0	0	0	0
702140	Other Miscellaneous Salaries	9,500	0	0	0	0	0	0
702200	Death Leave	617	0	0	0	0	0	0
712020	Overtime	0	11,230	11,230	11,230	10,230	10,230	10,230
		1,130,668	1,176,507	1,176,507	1,126,507	1,233,404	1,233,404	1,233,404

Fringe Benefits

722750	Workers Compensation	2,512	2,978	2,978	2,978	2,748	2,748	2,748
722760	Group Life	2,745	2,872	2,872	2,872	3,032	3,032	3,032
722770	Retirement	342,967	350,933	350,933	330,933	300,875	300,875	300,875
722780	Hospitalization	251,639	297,422	297,422	297,422	264,282	264,282	264,282
722790	Social Security	63,007	74,778	74,778	74,778	78,738	78,738	78,738
722800	Dental	19,197	20,421	20,421	20,421	20,734	20,734	20,734
722810	Disability	11,162	12,137	12,137	12,137	12,873	12,873	12,873
722820	Unemployment Insurance	4,136	3,432	3,432	3,432	3,618	3,618	3,618
722850	Optical	1,533	1,828	1,828	1,828	1,848	1,848	1,848
722900	Fringe Benefit Adjustments	0	3,981	3,981	3,981	2,629	2,629	2,629
		698,897	770,782	770,782	750,782	691,377	691,377	691,377

Personnel

Operating Expenses

Contractual Services

730121	Bank Charges	5,895	4,653	4,653	4,653	4,653	4,653	4,653
730240	Cash Shortage	20	0	0	0	0	0	0
730247	Charge Card Fee	2,671	0	0	0	0	0	0
730324	Communications	180	0	0	0	0	0	0
730338	Computer Research Service	1,056	4,000	4,000	4,000	4,000	4,000	4,000
730422	Court Transcripts	30	500	500	500	500	500	500
730450	Defense Atty Fees	104,478	120,000	120,000	90,000	120,000	120,000	120,000
730548	Drug Testing	0	1,000	1,000	1,000	1,000	1,000	1,000
730562	Electrical Service	29,118	32,000	32,000	32,000	32,000	32,000	32,000
730646	Equipment Maintenance	209	1,000	1,000	1,000	2,000	2,000	2,000

Department:	District Court	OAKLAND COUNTY, MICHIGAN
Organization:	30203 - District Court II Div. (Clark)	
Fund:	10100 - General	
		FY2015 AND FY2016 AND FY2017 Adopted Budget

Account Number/Description	FY 2013 Actual	FY 2014			FY 2015 Adopted	FY 2016 Adopted	FY 2017 Adopted
		Adopted Budget	Amended Budget As Of 6/30	Estimated Actual			
730653 Equipment Rental	780	1,599	1,599	1,599	1,599	1,599	1,599
730688 Expert Witness Fee and Mileage	0	104	104	104	104	104	104
730730 Filing Fees	840	920	920	920	2,000	2,000	2,000
730982 Interpreter Fees	4,892	10,556	10,556	5,556	10,556	10,556	10,556
731010 Juror Fees and Mileage	6,582	9,800	9,800	9,800	9,800	9,800	9,800
731059 Laundry and Cleaning	15	200	200	200	200	200	200
731101 Library Continuations	5,037	4,000	4,000	4,000	5,000	5,000	5,000
731185 Medical Exam	3,600	7,600	7,600	3,600	5,520	5,520	5,520
731213 Membership Dues	1,770	3,000	3,000	3,000	3,000	3,000	3,000
731297 Officer Fees	0	104	104	104	104	104	104
731339 Periodicals Books Publ Sub	537	553	553	553	553	553	553
731346 Personal Mileage	796	2,912	2,912	2,912	2,912	2,912	2,912
731388 Printing	3,239	9,076	9,076	4,076	9,076	9,076	9,076
731458 Professional Services	3,178	6,442	6,442	3,442	6,442	6,442	6,442
731479 Property Taxes	38,990	38,000	38,000	38,000	38,000	38,000	38,000
731570 Recruitment Expense	0	100	100	100	100	100	100
731626 Rent	270,308	274,022	274,022	274,022	278,132	282,773	288,428
731773 Software Rental Lease Purchase	6,743	0	0	0	0	0	0
731780 Software Support Maintenance	30,966	37,007	37,007	37,007	37,092	37,092	37,092
732018 Travel and Conference	1,115	7,240	7,240	2,740	7,240	7,240	7,240
	523,044	576,388	576,388	524,888	581,583	586,224	591,879
<u>Commodities</u>							
750119 Dry Goods and Clothing	536	748	748	748	748	748	748
750154 Expendable Equipment	637	3,000	3,000	3,000	3,000	3,000	3,000
750399 Office Supplies	22,381	23,235	23,235	23,235	23,488	24,801	24,801
750448 Postage-Standard Mailing	20,011	22,000	22,000	22,000	22,000	22,000	22,000
750462 Provisions	328	389	389	389	389	389	389
	43,893	49,372	49,372	49,372	49,625	50,938	50,938
<u>Capital Outlay</u>							
760126 Capital Outlay Miscellaneous	0	0	15,766	15,766	0	0	0
	0	0	15,766	15,766	0	0	0
Operating Expenses	566,937	625,760	641,526	590,026	631,208	637,162	642,817
<u>Internal Support</u>							
<u>Internal Services</u>							
770667 Convenience Copier	3,095	4,263	4,263	4,263	0	0	0
772618 Equipment Rental	9,184	9,155	9,155	9,155	10,169	10,169	10,169
773535 Info Tech CLEMIS	19,173	19,368	19,368	19,368	20,410	21,166	21,166
773630 Info Tech Development	14,365	0	6,110	6,110	0	0	0

Department:	District Court	OAKLAND COUNTY, MICHIGAN
Organization:	30203 - District Court II Div. (Clark)	
Fund:	10100 - General	
		FY2015 AND FY2016 AND FY2017 Adopted Budget

Account Number/Description	FY 2013 Actual	FY 2014			FY 2015 Adopted	FY 2016 Adopted	FY 2017 Adopted
		Adopted Budget	Amended Budget As Of 6/30	Estimated Actual			
774636 Info Tech Operations	133,427	139,982	139,982	119,982	139,731	139,731	139,731
774637 Info Tech Managed Print Svcs	0	0	0	0	7,628	7,628	7,628
774677 Insurance Fund	795	795	795	795	795	795	795
775754 Maintenance Department Charges	26,574	0	28,514	28,514	0	0	0
778675 Telephone Communications	16,024	16,049	16,049	16,049	17,390	17,390	17,390
	222,636	189,612	224,236	204,236	196,123	196,879	196,879
Internal Support	222,636	189,612	224,236	204,236	196,123	196,879	196,879
Transfers/Other Sources (Uses)							
Transfers Out							
788001 Transfers Out	886	0	0	0	0	0	0
	886	0	0	0	0	0	0
Transfers/Other Sources (Uses)	886	0	0	0	0	0	0
Grand Total Expenditures	2,620,024	2,762,661	2,813,051	2,671,551	2,752,112	2,758,822	2,764,477

Department:	District Court	OAKLAND COUNTY, MICHIGAN
Organization:	30204 - District Court III Div. (Roch)	
Fund:	10100 - General	
		FY2015 AND FY2016 AND FY2017 Adopted Budget

Account Number/Description	FY 2013 Actual	FY 2014			FY 2015 Adopted	FY 2016 Adopted	FY 2017 Adopted
		Adopted Budget	Amended Budget As Of 6/30	Estimated Actual			

Revenues

Revenue

Other Intergovern. Revenues

625414	Drug Case Management	573	700	700	700	700	700	700
		573	700	700	700	700	700	700

Charges for Services

630105	Assessment Fees	2,027	1,500	1,500	1,500	1,500	1,500	1,500
630112	Assessments and PSI	181,185	195,500	195,500	195,500	195,500	195,500	195,500
630161	Bond Fees	15,862	17,400	17,400	17,400	16,000	16,000	16,000
630441	CVR County Portion	21,943	22,000	22,000	22,000	21,000	21,000	21,000
630565	Drug Treatment Court Fee	38,705	44,000	44,000	44,000	40,000	40,000	40,000
630567	Drunk Driving Caseflow DDCAF	45,910	35,000	35,000	35,000	42,000	42,000	42,000
630721	Filing Fees DCU	135,962	170,000	170,000	135,000	135,000	135,000	135,000
630798	Forfeiture of Bonds	73,870	70,000	70,000	70,000	74,000	74,000	74,000
630826	Garnishment Fees	165,300	161,000	161,000	150,000	150,000	150,000	150,000
631015	Jury Fees	1,280	1,600	1,600	1,600	1,400	1,400	1,400
631064	Late Penalty	107,341	126,000	126,000	107,000	107,000	107,000	107,000
631085	License Reinstatement Fees	41,730	52,000	52,000	52,000	45,000	45,000	45,000
631148	Marriage Fees	1,720	1,300	1,300	1,300	1,500	1,500	1,500
631253	Miscellaneous	45,759	45,000	45,000	45,000	45,000	45,000	45,000
631288	No Insurance Proof Fee	27,700	26,100	26,100	26,100	26,100	26,100	26,100
631330	NSF Check Fees	2,160	4,000	4,000	4,000	4,000	4,000	4,000
631421	Ordinance Fines and Costs	1,529,800	1,535,000	1,535,000	1,525,000	1,525,000	1,525,000	1,525,000
631596	Probation Fees	934,672	850,000	872,845	845,845	834,935	834,935	834,935
631736	Refund Fees PD Def Attorney	71,779	102,000	102,000	80,000	80,000	80,000	80,000
632108	Show Cause Fee	5,600	7,100	7,100	7,100	6,500	6,500	6,500
632170	State Law Costs	327,410	400,000	400,000	400,000	400,000	400,000	400,000
632440	Warrant Recall Fee	29,367	33,500	33,500	33,500	33,500	33,500	33,500
		3,807,080	3,900,000	3,922,845	3,798,845	3,784,935	3,784,935	3,784,935

Investment Income

655385	Income from Investments	432	400	400	400	400	400	400
		432	400	400	400	400	400	400

Other Revenues

670114	Cash Overages	40	0	0	0	0	0	0
		40	0	0	0	0	0	0

Revenue		3,808,126	3,901,100	3,923,945	3,799,945	3,786,035	3,786,035	3,786,035
----------------	--	------------------	------------------	------------------	------------------	------------------	------------------	------------------

Department:	District Court	OAKLAND COUNTY, MICHIGAN
Organization:	30204 - District Court III Div. (Roch)	
Fund:	10100 - General	
		FY2015 AND FY2016 AND FY2017 Adopted Budget

Account Number/Description	FY 2013 Actual	FY 2014			FY 2015 Adopted	FY 2016 Adopted	FY 2017 Adopted
		Adopted Budget	Amended Budget As Of 6/30	Estimated Actual			
Grand Total Revenues	3,808,126	3,901,100	3,923,945	3,799,945	3,786,035	3,786,035	3,786,035

Expenditures

Personnel

Salaries

702010	Salaries Regular	1,933,525	2,248,470	2,249,585	2,189,585	2,294,851	2,294,851	2,294,851
702030	Holiday	77,694	0	0	0	0	0	0
702050	Annual Leave	111,305	0	0	0	0	0	0
702080	Sick Leave	37,639	0	0	0	0	0	0
702120	Jury Duty	209	0	0	0	0	0	0
702140	Other Miscellaneous Salaries	20,000	0	0	0	0	0	0
702200	Death Leave	2,109	0	0	0	0	0	0
712020	Overtime	367	2,405	2,405	2,405	2,405	2,405	2,405
		2,182,849	2,250,875	2,251,990	2,191,990	2,297,256	2,297,256	2,297,256

Fringe Benefits

722750	Workers Compensation	4,840	5,037	5,522	5,522	5,151	5,151	5,151
722760	Group Life	5,547	5,745	5,810	5,810	6,003	6,003	6,003
722770	Retirement	687,873	691,674	700,325	680,325	591,972	591,972	591,972
722780	Hospitalization	496,958	561,148	569,885	569,885	595,207	595,207	595,207
722790	Social Security	130,962	148,338	151,000	141,000	153,893	153,893	153,893
722800	Dental	37,097	39,895	40,393	40,393	44,454	44,454	44,454
722810	Disability	23,300	24,993	25,483	25,483	26,110	26,110	26,110
722820	Unemployment Insurance	7,969	6,746	6,816	6,816	6,898	6,898	6,898
722850	Optical	3,165	3,649	3,721	3,721	4,375	4,375	4,375
722900	Fringe Benefit Adjustments	0	(238)	(238)	(238)	(685)	(685)	(685)
		1,397,713	1,486,987	1,508,717	1,478,717	1,433,378	1,433,378	1,433,378

Personnel

Operating Expenses

Contractual Services

730037	Adj Prior Years Exp	500	0	0	0	0	0	0
730072	Advertising	494	0	0	0	0	0	0
730121	Bank Charges	7,892	10,750	10,750	10,750	10,750	10,750	10,750
730247	Charge Card Fee	8,626	0	0	0	0	0	0
730338	Computer Research Service	4,048	7,600	7,600	4,600	7,600	7,600	7,600
730422	Court Transcripts	71	500	500	500	500	500	500
730450	Defense Atty Fees	77,712	108,000	108,000	83,000	108,000	108,000	108,000
730646	Equipment Maintenance	678	1,800	1,800	1,800	1,800	1,800	1,800
730653	Equipment Rental	549	1,582	1,582	1,582	1,582	1,582	1,582

Department:	District Court	OAKLAND COUNTY, MICHIGAN						
Organization:	30204 - District Court III Div. (Roch)							
Fund:	10100 - General							
		FY2015 AND FY2016 AND FY2017 Adopted Budget						

Account Number/Description	FY 2013 Actual	FY 2014			FY 2015 Adopted	FY 2016 Adopted	FY 2017 Adopted
		Adopted Budget	Amended Budget As Of 6/30	Estimated Actual			
730982 Interpreter Fees	15,335	24,600	24,600	16,600	24,600	24,600	24,600
731010 Juror Fees and Mileage	20,587	37,000	37,000	27,000	37,000	37,000	37,000
731059 Laundry and Cleaning	0	100	100	100	100	100	100
731101 Library Continuations	4,288	1,571	1,571	1,571	4,471	4,471	4,471
731185 Medical Exam	3,655	7,400	7,400	4,400	6,000	6,000	6,000
731213 Membership Dues	4,390	7,000	7,000	7,000	5,500	5,500	5,500
731339 Periodicals Books Publ Sub	2,013	2,500	2,500	2,500	2,500	2,500	2,500
731346 Personal Mileage	1,167	4,524	4,524	4,524	4,524	4,524	4,524
731388 Printing	7,165	12,913	12,913	12,913	12,913	12,913	12,913
731458 Professional Services	3,442	3,560	3,560	3,560	3,560	3,560	3,560
731780 Software Support Maintenance	62,470	64,927	64,927	64,927	64,927	64,927	64,927
731818 Special Event Program	21	300	300	300	300	300	300
732018 Travel and Conference	1,190	8,739	8,739	8,739	8,739	8,739	8,739
	226,292	305,366	305,366	256,366	305,366	305,366	305,366
Commodities							
750119 Dry Goods and Clothing	0	1,500	1,500	1,500	1,500	1,500	1,500
750154 Expendable Equipment	4,058	4,180	4,180	4,180	4,180	4,180	4,180
750280 Laboratory Supplies	66	3,345	3,345	3,345	3,345	3,345	3,345
750392 Metered Postage	68	0	0	0	0	0	0
750399 Office Supplies	45,484	52,072	52,072	52,072	52,672	52,672	52,672
750448 Postage-Standard Mailing	40,095	50,000	50,000	45,000	50,000	50,000	50,000
750462 Provisions	242	420	420	420	420	420	420
	90,013	111,517	111,517	106,517	112,117	112,117	112,117
Operating Expenses	316,305	416,883	416,883	362,883	417,483	417,483	417,483
Internal Support							
Internal Services							
770631 Bldg Space Cost Allocation	360,544	393,919	393,919	393,919	343,539	408,422	410,149
770667 Convenience Copier	7,936	11,613	11,613	11,613	0	0	0
772618 Equipment Rental	8,773	8,854	50,434	50,434	8,968	8,968	8,968
773535 Info Tech CLEMIS	26,313	26,581	26,581	26,581	28,010	29,048	29,048
773630 Info Tech Development	14,365	0	6,110	6,110	0	0	0
774636 Info Tech Operations	255,503	266,175	266,175	206,175	265,580	265,580	265,580
774637 Info Tech Managed Print Svcs	0	0	0	0	28,410	28,410	28,410
774677 Insurance Fund	1,389	1,390	1,390	1,390	1,390	1,390	1,390
775754 Maintenance Department Charges	18,638	0	17,940	17,940	0	0	0
778675 Telephone Communications	57,441	60,065	60,065	60,065	57,326	57,326	57,326
	750,902	768,597	834,227	774,227	733,223	799,144	800,871
Internal Support	750,902	768,597	834,227	774,227	733,223	799,144	800,871

Department:	District Court	OAKLAND COUNTY, MICHIGAN				
Organization:	30204 - District Court III Div. (Roch)					
Fund:	10100 - General					
		FY2015 AND FY2016 AND FY2017 Adopted Budget				

Account Number/Description	FY 2013 Actual	FY 2014			FY 2015 Adopted	FY 2016 Adopted	FY 2017 Adopted
		Adopted Budget	Amended Budget As Of 6/30	Estimated Actual			
Transfers/Other Sources (Uses)							
Transfers Out							
788001 Transfers Out	1,772	0	0	0	0	0	0
	1,772	0	0	0	0	0	0
Transfers/Other Sources (Uses)	1,772	0	0	0	0	0	0
Grand Total Expenditures	4,649,539	4,923,342	5,011,817	4,807,817	4,881,340	4,947,261	4,948,988

Department:	District Court	OAKLAND COUNTY, MICHIGAN
Organization:	30205 - District Court IV Div. (Troy)	
Fund:	10100 - General	
		FY2015 AND FY2016 AND FY2017 Adopted Budget

Account Number/Description	FY 2013 Actual	FY 2014			FY 2015 Adopted	FY 2016 Adopted	FY 2017 Adopted
		Adopted Budget	Amended Budget As Of 6/30	Estimated Actual			

Revenues

Revenue

Other Intergovern. Revenues

625414	Drug Case Management	270	500	500	300	300	300	300
		270	500	500	300	300	300	300

Charges for Services

630105	Assessment Fees	32,948	20,000	20,000	25,000	25,000	25,000	25,000
630112	Assessments and PSI	97,670	85,000	85,000	90,000	90,000	90,000	90,000
630161	Bond Fees	10,759	8,000	8,000	8,000	10,000	10,000	10,000
630441	CVR County Portion	14,031	6,000	6,000	6,000	10,000	10,000	10,000
630565	Drug Treatment Court Fee	16,765	19,000	19,000	19,000	16,000	16,000	16,000
630567	Drunk Driving Caseflow DDCAF	35,332	30,000	30,000	30,000	30,000	30,000	30,000
630721	Filing Fees DCU	72,991	80,000	80,000	65,000	65,000	65,000	65,000
630798	Forfeiture of Bonds	62,760	60,000	60,000	60,000	60,000	60,000	60,000
630826	Garnishment Fees	68,700	75,000	75,000	70,000	70,000	70,000	70,000
631015	Jury Fees	9,560	3,500	3,500	3,500	3,500	3,500	3,500
631064	Late Penalty	59,954	50,000	50,000	50,000	50,000	50,000	50,000
631085	License Reinstatement Fees	16,710	14,000	14,000	14,000	15,000	15,000	15,000
631148	Marriage Fees	850	600	600	600	750	750	750
631253	Miscellaneous	59,267	65,000	65,000	65,000	60,000	60,000	60,000
631288	No Insurance Proof Fee	16,450	18,000	18,000	18,000	16,000	16,000	16,000
631330	NSF Check Fees	910	1,000	1,000	1,000	800	800	800
631421	Ordinance Fines and Costs	1,060,382	970,000	970,000	990,000	990,000	990,000	990,000
631596	Probation Fees	528,550	500,000	500,000	500,000	500,000	500,000	500,000
631736	Refund Fees PD Def Attorney	102,023	70,000	70,000	90,000	90,000	90,000	90,000
632108	Show Cause Fee	18,662	8,000	8,000	14,000	14,000	14,000	14,000
632170	State Law Costs	158,816	155,000	155,000	155,000	155,000	155,000	155,000
632440	Warrant Recall Fee	16,740	10,000	10,000	10,000	14,000	14,000	14,000
		2,460,828	2,248,100	2,248,100	2,284,100	2,285,050	2,285,050	2,285,050

Investment Income

655385	Income from Investments	605	1,000	1,000	1,000	1,000	1,000	1,000
		605	1,000	1,000	1,000	1,000	1,000	1,000

Other Revenues

670114	Cash Overages	76	0	0	0	0	0	0
		76	0	0	0	0	0	0

Revenue		2,461,779	2,249,600	2,249,600	2,285,400	2,286,350	2,286,350	2,286,350
----------------	--	------------------	------------------	------------------	------------------	------------------	------------------	------------------

Department:	District Court	OAKLAND COUNTY, MICHIGAN
Organization:	30205 - District Court IV Div. (Troy)	
Fund:	10100 - General	
		FY2015 AND FY2016 AND FY2017 Adopted Budget

Account Number/Description	FY 2013 Actual	FY 2014			FY 2015 Adopted	FY 2016 Adopted	FY 2017 Adopted
		Adopted Budget	Amended Budget As Of 6/30	Estimated Actual			
Grand Total Revenues	2,461,779	2,249,600	2,249,600	2,285,400	2,286,350	2,286,350	2,286,350

Expenditures

Personnel

Salaries

702010	Salaries Regular	1,164,486	1,331,641	1,331,641	1,291,641	1,335,769	1,335,769	1,335,769
702030	Holiday	47,042	0	0	0	0	0	0
702050	Annual Leave	81,697	0	0	0	0	0	0
702080	Sick Leave	19,095	0	0	0	0	0	0
702120	Jury Duty	154	0	0	0	0	0	0
702140	Other Miscellaneous Salaries	12,000	0	0	0	0	0	0
702200	Death Leave	858	0	0	0	0	0	0
712020	Overtime	5,823	7,500	7,500	7,500	7,500	7,500	7,500
712040	Holiday Overtime	227	0	0	0	0	0	0
		1,331,382	1,339,141	1,339,141	1,299,141	1,343,269	1,343,269	1,343,269

Fringe Benefits

722750	Workers Compensation	2,956	3,133	3,133	3,133	2,936	2,936	2,936
722760	Group Life	3,281	3,460	3,460	3,460	3,502	3,502	3,502
722770	Retirement	416,782	409,932	409,932	389,932	331,079	331,079	331,079
722780	Hospitalization	311,288	347,057	347,057	347,057	363,047	363,047	363,047
722790	Social Security	78,826	89,067	89,067	89,067	89,781	89,781	89,781
722800	Dental	21,785	24,176	24,176	24,176	26,626	26,626	26,626
722810	Disability	14,674	14,934	14,934	14,934	15,071	15,071	15,071
722820	Unemployment Insurance	4,869	3,963	3,963	3,963	3,981	3,981	3,981
722850	Optical	1,992	2,211	2,211	2,211	2,502	2,502	2,502
722900	Fringe Benefit Adjustments	0	2,377	2,377	2,377	1,631	1,631	1,631
		856,454	900,310	900,310	880,310	840,156	840,156	840,156

Personnel

Operating Expenses

Contractual Services

730121	Bank Charges	6,285	4,500	4,500	4,500	4,500	4,500	4,500
730240	Cash Shortage	136	0	0	0	0	0	0
730247	Charge Card Fee	3,749	0	0	0	0	0	0
730422	Court Transcripts	23	200	200	200	200	200	200
730450	Defense Atty Fees	94,281	75,000	75,000	85,000	75,000	75,000	75,000
730562	Electrical Service	81,189	93,297	93,297	78,297	93,297	93,108	93,108
730646	Equipment Maintenance	1,501	1,500	1,500	1,500	1,500	1,500	1,500
730653	Equipment Rental	647	1,300	1,300	1,300	1,300	1,300	1,300

Department:	District Court	OAKLAND COUNTY, MICHIGAN						
Organization:	30205 - District Court IV Div. (Troy)							
Fund:	10100 - General							
		FY2015 AND FY2016 AND FY2017 Adopted Budget						

Account Number/Description	FY 2013 Actual	FY 2014			FY 2015 Adopted	FY 2016 Adopted	FY 2017 Adopted
		Adopted Budget	Amended Budget As Of 6/30	Estimated Actual			
730982 Interpreter Fees	26,594	18,000	18,000	18,000	18,000	18,000	18,000
731010 Juror Fees and Mileage	13,585	12,200	12,200	12,200	12,200	12,200	12,200
731101 Library Continuations	4,200	2,056	2,056	2,056	2,056	2,056	2,056
731213 Membership Dues	1,700	2,885	2,885	2,885	2,885	2,885	2,885
731297 Officer Fees	0	100	100	100	100	100	100
731346 Personal Mileage	2,842	4,796	4,796	4,796	4,596	4,796	4,796
731388 Printing	3,261	4,776	4,776	4,776	4,776	4,776	4,776
731458 Professional Services	4,095	5,700	5,700	5,700	5,700	5,700	5,700
731626 Rent	157,604	157,604	157,604	157,604	157,604	157,604	157,604
731773 Software Rental Lease Purchase	9,440	0	0	0	0	0	0
731780 Software Support Maintenance	29,573	35,261	35,261	35,261	35,261	35,450	35,450
732018 Travel and Conference	1,084	3,500	3,500	3,500	3,500	3,500	3,500
732165 Workshops and Meeting	1,165	1,500	1,500	1,500	1,500	1,500	1,500
	442,953	424,175	424,175	419,175	423,975	424,175	424,175
Commodities							
750119 Dry Goods and Clothing	0	500	500	500	700	500	500
750154 Expendable Equipment	0	1,500	1,500	1,500	1,500	1,500	1,500
750399 Office Supplies	24,244	27,532	27,532	27,532	27,532	27,532	27,532
750448 Postage-Standard Mailing	23,500	25,000	25,000	25,000	25,000	25,000	25,000
750462 Provisions	262	500	500	500	500	500	500
	48,006	55,032	55,032	55,032	55,232	55,032	55,032
Operating Expenses	490,959	479,207	479,207	474,207	479,207	479,207	479,207
Internal Support							
Internal Services							
770667 Convenience Copier	1,258	3,708	3,708	3,708	0	0	0
772618 Equipment Rental	13,302	12,381	12,381	12,381	12,574	12,574	12,574
773535 Info Tech CLEMIS	18,682	18,873	18,873	18,873	19,885	20,621	20,621
773630 Info Tech Development	14,365	0	6,110	6,110	0	0	0
774636 Info Tech Operations	190,821	214,052	214,052	174,052	190,628	190,628	190,628
774637 Info Tech Managed Print Svcs	0	0	0	0	8,788	8,788	8,788
774677 Insurance Fund	964	965	965	965	965	965	965
775754 Maintenance Department Charges	3,622	0	4,658	4,658	0	0	0
778675 Telephone Communications	19,487	20,136	20,136	20,136	20,059	20,059	20,059
	262,503	270,115	280,883	240,883	252,899	253,635	253,635
Internal Support	262,503	270,115	280,883	240,883	252,899	253,635	253,635
Grand Total Expenditures	2,941,297	2,988,773	2,999,541	2,894,541	2,915,531	2,916,267	2,916,267

Department:	304 - Probate Court	OAKLAND COUNTY, MICHIGAN						
General Fund / General Purpose		FY2015 AND FY2016 AND FY2017 Adopted Budget						

Account Number/Description	FY 2013 Actual	FY 2014			FY 2015 Adopted	FY 2016 Adopted	FY 2017 Adopted
		Adopted Budget	Amended Budget As Of 6/30	Estimated Actual			
Revenues							
Revenue							
Charges for Services							
630007	Account Filings Probate	19,860	22,000	22,000	22,000	22,000	22,000
630063	Ancillary Fees	217	1,000	1,000	500	500	500
630098	Application and Admin Fee	600	400	400	400	500	500
630210	Certified Copies	120,899	120,000	120,000	120,000	120,000	120,000
630604	e Filing Fees	25,251	8,000	8,000	0	0	0
630789	Foreign Letter Ancillary	110	100	100	100	100	100
630854	Gross Estate Fees	252,619	240,000	240,000	240,000	240,000	240,000
631010	Judge On Line Services	7,530	5,000	5,000	7,000	6,000	6,000
631015	Jury Fees	775	900	900	900	900	900
631141	Marriage Ceremony	80	100	100	100	100	100
631155	Marriage Licenses	2	0	0	0	0	0
631253	Miscellaneous	755	200	200	200	200	200
631260	Miscellaneous Petitions	19,540	18,000	18,000	18,000	18,000	18,000
631281	Motion Fees	4,680	3,000	3,000	3,000	3,000	3,000
631351	Objection	2,690	2,000	2,000	2,000	2,000	2,000
631526	Photostats	22,710	22,000	22,000	22,000	22,000	22,000
631736	Refund Fees PD Def Attorney	58,813	54,000	54,000	54,000	54,000	54,000
631967	Safe Deposit Fee	420	300	300	300	300	300
632177	Statement and Proof of Claim	6,390	8,000	8,000	8,000	8,000	8,000
632492	Will Deposits	10,600	10,000	10,000	10,000	10,000	10,000
		554,541	515,000	515,000	508,500	507,600	507,600
Other Revenues							
670114	Cash Overages	10	0	0	0	0	0
		10	0	0	0	0	0
Revenue		554,551	515,000	515,000	508,500	507,600	507,600
Grand Total Revenues		554,551	515,000	515,000	508,500	507,600	507,600

Expenditures

Personnel

Salaries

702010	Salaries Regular	2,257,730	2,555,819	2,555,819	2,460,819	2,668,430	2,668,430	2,668,430
702030	Holiday	81,851	0	0	0	0	0	0
702050	Annual Leave	109,436	0	0	0	0	0	0
702080	Sick Leave	35,319	0	0	0	0	0	0
702100	Retroactive	64	0	0	0	0	0	0

Department:	304 - Probate Court	OAKLAND COUNTY, MICHIGAN					
General Fund / General Purpose		FY2015 AND FY2016 AND FY2017 Adopted Budget					

Account Number/Description		FY 2013 Actual	FY 2014			FY 2015 Adopted	FY 2016 Adopted	FY 2017 Adopted
			Adopted Budget	Amended Budget As Of 6/30	Estimated Actual			
702140	Other Miscellaneous Salaries	19,096	0	0	0	0	0	0
702200	Death Leave	2,176	0	0	0	0	0	0
712020	Overtime	143	10,000	10,000	10,000	10,000	10,000	10,000
		2,505,815	2,565,819	2,565,819	2,470,819	2,678,430	2,678,430	2,678,430
<u>Fringe Benefits</u>								
722750	Workers Compensation	5,671	5,853	5,853	5,853	5,995	5,995	5,995
722760	Group Life	7,110	7,714	7,714	7,714	7,911	7,911	7,911
722770	Retirement	855,384	884,068	884,068	854,068	718,786	718,786	718,786
722780	Hospitalization	501,804	583,032	583,032	583,032	618,949	618,949	618,949
722790	Social Security	171,512	185,288	185,288	165,288	190,366	190,366	190,366
722800	Dental	35,241	40,231	40,231	40,231	44,757	44,757	44,757
722810	Disability	25,335	27,995	27,995	27,995	28,784	28,784	28,784
722820	Unemployment Insurance	9,180	6,383	6,383	6,383	6,563	6,563	6,563
722850	Optical	3,144	3,794	3,794	3,794	4,324	4,324	4,324
722900	Fringe Benefit Adjustments	0	(892)	(892)	(892)	19,304	19,304	19,304
		1,614,382	1,743,466	1,743,466	1,693,466	1,645,739	1,645,739	1,645,739
Personnel		4,120,197	4,309,285	4,309,285	4,164,285	4,324,169	4,324,169	4,324,169
<u>Operating Expenses</u>								
<u>Contractual Services</u>								
730072	Advertising	2,566	4,300	4,300	4,300	4,300	4,300	4,300
730226	Car Allowance	2,651	2,000	2,000	2,000	2,000	2,000	2,000
730240	Cash Shortage	19	0	0	0	0	0	0
730415	Court Reporter Services	700	3,000	3,000	1,000	3,000	3,000	3,000
730422	Court Transcripts	10	1,000	1,000	1,000	1,000	1,000	1,000
730450	Defense Atty Fees	305,533	225,552	225,552	245,552	225,552	225,552	225,552
730646	Equipment Maintenance	2,291	2,000	2,000	2,000	2,000	2,000	2,000
730688	Expert Witness Fee and Mileage	0	1,000	1,000	1,000	1,000	1,000	1,000
730723	Fees Guardian Ad Litem	241,639	247,294	247,294	245,294	247,294	247,294	247,294
730828	Guardian Review-Adult	9,020	5,000	5,000	5,000	8,000	8,000	8,000
730835	Guardian Review-Minor	330	5,000	5,000	5,000	2,000	2,000	2,000
730982	Interpreter Fees	5,424	3,000	3,000	3,000	3,000	3,000	3,000
731059	Laundry and Cleaning	43	0	0	0	0	0	0
731101	Library Continuations	7,416	16,981	16,981	8,981	16,981	16,981	16,981
731192	Medical Services Guardianship	36,563	5,000	5,000	30,000	25,600	25,600	25,600
731206	Medical Services Probate Exam	18,313	30,600	30,600	27,600	10,000	10,000	10,000
731213	Membership Dues	3,955	5,500	5,500	5,500	5,500	5,500	5,500
731339	Periodicals Books Publ Sub	490	0	0	0	0	0	0
731346	Personal Mileage	2,708	3,480	3,480	3,480	3,480	3,480	3,480
731388	Printing	2,873	17,028	17,028	12,028	17,028	17,028	17,028
731458	Professional Services	70,229	67,080	67,080	67,080	67,080	67,080	67,080

Department:	304 - Probate Court	OAKLAND COUNTY, MICHIGAN						
General Fund / General Purpose		FY2015 AND FY2016 AND FY2017 Adopted Budget						

Account Number/Description	FY 2013 Actual	FY 2014			FY 2015 Adopted	FY 2016 Adopted	FY 2017 Adopted
		Adopted Budget	Amended Budget As Of 6/30	Estimated Actual			
731577 Refund Prior Years Revenue	140	0	0	0	0	0	0
732018 Travel and Conference	5,674	8,500	8,500	7,500	8,500	8,500	8,500
732081 Visiting Judges	4,954	10,000	10,000	4,000	10,000	10,000	10,000
732165 Workshops and Meeting	87	0	0	0	0	0	0
	723,627	663,315	663,315	681,315	663,315	663,315	663,315
Commodities							
750049 Computer Supplies	0	1,600	1,600	1,600	1,600	1,600	1,600
750119 Dry Goods and Clothing	0	400	400	400	400	400	400
750154 Expendable Equipment	5,797	12,000	12,000	12,000	12,000	12,000	12,000
750170 Other Expendable Equipment	413	0	0	0	0	0	0
750392 Metered Postage	42,059	38,220	38,220	38,220	38,220	38,220	38,220
750399 Office Supplies	39,065	23,889	23,889	30,889	23,889	23,889	23,889
	87,334	76,109	76,109	83,109	76,109	76,109	76,109
Operating Expenses	810,961	739,424	739,424	764,424	739,424	739,424	739,424
Internal Support							
Internal Services							
770631 Bldg Space Cost Allocation	316,873	356,061	356,061	356,061	300,403	357,139	358,649
770667 Convenience Copier	11,883	18,549	18,549	18,549	0	0	0
772618 Equipment Rental	103,672	99,515	99,515	99,515	98,556	98,556	98,556
773535 Info Tech CLEMIS	14,742	14,892	14,892	14,892	16,928	17,555	17,555
773630 Info Tech Development	26,024	0	38,007	38,007	0	0	0
774636 Info Tech Operations	363,384	384,782	384,782	377,782	454,945	454,945	454,945
774637 Info Tech Managed Print Svcs	0	0	0	0	341	341	341
774677 Insurance Fund	11,667	11,673	11,673	11,673	11,673	11,673	11,673
775754 Maintenance Department Charges	1,401	0	1,645	1,645	0	0	0
778675 Telephone Communications	29,961	31,156	31,156	31,156	30,552	30,552	30,552
	879,607	916,628	956,280	949,280	913,398	970,761	972,271
Internal Support	879,607	916,628	956,280	949,280	913,398	970,761	972,271
Grand Total Expenditures	5,810,765	5,965,337	6,004,989	5,877,989	5,976,991	6,034,354	6,035,864

Department:	Probate Court	OAKLAND COUNTY, MICHIGAN					
Organization:	30401 - Probate Court Administration						
Fund:	10100 - General						
		FY2015 AND FY2016 AND FY2017 Adopted Budget					

Account Number/Description	FY 2013 Actual	FY 2014			FY 2015 Adopted	FY 2016 Adopted	FY 2017 Adopted
		Adopted Budget	Amended Budget As Of 6/30	Estimated Actual			

Grand Total Revenues

0

Expenditures

Personnel

Salaries

702010	Salaries Regular	1,320,026	1,456,794	1,456,794	1,396,794	1,492,232	1,492,232	1,492,232
702030	Holiday	37,927	0	0	0	0	0	0
702050	Annual Leave	38,048	0	0	0	0	0	0
702080	Sick Leave	16,034	0	0	0	0	0	0
702100	Retroactive	53	0	0	0	0	0	0
702140	Other Miscellaneous Salaries	7,596	0	0	0	0	0	0
702200	Death Leave	383	0	0	0	0	0	0
		1,420,067	1,456,794	1,456,794	1,396,794	1,492,232	1,492,232	1,492,232

Fringe Benefits

722750	Workers Compensation	3,166	3,289	3,289	3,289	3,380	3,380	3,380
722760	Group Life	4,072	4,519	4,519	4,519	4,647	4,647	4,647
722770	Retirement	483,723	499,047	499,047	479,047	402,865	402,865	402,865
722780	Hospitalization	206,744	254,412	254,412	254,412	258,652	258,652	258,652
722790	Social Security	97,884	105,105	105,105	90,105	108,718	108,718	108,718
722800	Dental	14,961	17,827	17,827	17,827	18,922	18,922	18,922
722810	Disability	11,009	12,992	12,992	12,992	13,503	13,503	13,503
722820	Unemployment Insurance	5,217	2,869	2,869	2,869	2,983	2,983	2,983
722850	Optical	1,454	1,882	1,882	1,882	1,945	1,945	1,945
722900	Fringe Benefit Adjustments	0	(5,192)	(5,192)	(5,192)	(6,264)	(6,264)	(6,264)
		828,230	896,750	896,750	861,750	809,351	809,351	809,351

Personnel

Operating Expenses

Contractual Services

730415	Court Reporter Services	0	3,000	3,000	1,000	3,000	3,000	3,000
731101	Library Continuations	7,416	16,981	16,981	8,981	16,981	16,981	16,981
731213	Membership Dues	0	500	500	500	500	500	500
731346	Personal Mileage	1,785	0	0	0	0	0	0
732018	Travel and Conference	0	2,000	2,000	1,000	2,000	2,000	2,000
732081	Visiting Judges	0	7,000	7,000	1,000	7,000	7,000	7,000
		9,200	29,481	29,481	12,481	29,481	29,481	29,481

Operating Expenses

Internal Support

		9,200	29,481	29,481	12,481	29,481	29,481	29,481
--	--	--------------	---------------	---------------	---------------	---------------	---------------	---------------

Department:	Probate Court	OAKLAND COUNTY, MICHIGAN
Organization:	30401 - Probate Court Administration	
Fund:	10100 - General	

FY2015 AND FY2016 AND FY2017 Adopted Budget

Account Number/Description	FY 2013 Actual	FY 2014			FY 2015 Adopted	FY 2016 Adopted	FY 2017 Adopted
		Adopted Budget	Amended Budget As Of 6/30	Estimated Actual			
Internal Services							
770631 Bldg Space Cost Allocation	176,547	198,380	198,380	198,380	167,370	198,981	199,822
773630 Info Tech Development	0	0	2,564	2,564	0	0	0
774636 Info Tech Operations	83,807	88,355	88,355	88,355	109,262	109,262	109,262
774637 Info Tech Managed Print Svcs	0	0	0	0	341	341	341
775754 Maintenance Department Charges	200	0	767	767	0	0	0
778675 Telephone Communications	10,018	10,482	10,482	10,482	10,125	10,125	10,125
	270,573	297,217	300,548	300,548	287,098	318,709	319,550
Internal Support	270,573	297,217	300,548	300,548	287,098	318,709	319,550
Grand Total Expenditures	2,528,070	2,680,242	2,683,573	2,571,573	2,618,162	2,649,773	2,650,614

Department:	Probate Court	OAKLAND COUNTY, MICHIGAN
Organization:	30404 - Probate Estates and Mental	
Fund:	10100 - General	
		FY2015 AND FY2016 AND FY2017 Adopted Budget

Account Number/Description	FY 2013 Actual	FY 2014			FY 2015 Adopted	FY 2016 Adopted	FY 2017 Adopted
		Adopted Budget	Amended Budget As Of 6/30	Estimated Actual			

Revenues

Revenue

Charges for Services

630007	Account Filings Probate	19,860	22,000	22,000	22,000	22,000	22,000	22,000
630063	Ancillary Fees	217	1,000	1,000	500	500	500	500
630098	Application and Admin Fee	600	400	400	400	500	500	500
630210	Certified Copies	120,899	120,000	120,000	120,000	120,000	120,000	120,000
630604	e Filing Fees	25,251	8,000	8,000	0	0	0	0
630789	Foreign Letter Ancillary	110	100	100	100	100	100	100
630854	Gross Estate Fees	252,619	240,000	240,000	240,000	240,000	240,000	240,000
631010	Judge On Line Services	7,530	5,000	5,000	7,000	6,000	6,000	6,000
631015	Jury Fees	775	900	900	900	900	900	900
631141	Marriage Ceremony	80	100	100	100	100	100	100
631155	Marriage Licenses	2	0	0	0	0	0	0
631253	Miscellaneous	755	200	200	200	200	200	200
631260	Miscellaneous Petitions	19,540	18,000	18,000	18,000	18,000	18,000	18,000
631281	Motion Fees	4,680	3,000	3,000	3,000	3,000	3,000	3,000
631351	Objection	2,690	2,000	2,000	2,000	2,000	2,000	2,000
631526	Photostats	22,710	22,000	22,000	22,000	22,000	22,000	22,000
631736	Refund Fees PD Def Attorney	58,813	54,000	54,000	54,000	54,000	54,000	54,000
631967	Safe Deposit Fee	420	300	300	300	300	300	300
632177	Statement and Proof of Claim	6,390	8,000	8,000	8,000	8,000	8,000	8,000
632492	Will Deposits	10,600	10,000	10,000	10,000	10,000	10,000	10,000
		554,541	515,000	515,000	508,500	507,600	507,600	507,600

Other Revenues

670114	Cash Overages	10	0	0	0	0	0	0
		10	0	0	0	0	0	0

Revenue		554,551	515,000	515,000	508,500	507,600	507,600	507,600
Grand Total Revenues		554,551	515,000	515,000	508,500	507,600	507,600	507,600

Expenditures

Personnel

Salaries

702010	Salaries Regular	937,704	1,099,025	1,099,025	1,064,025	1,176,198	1,176,198	1,176,198
702030	Holiday	43,924	0	0	0	0	0	0
702050	Annual Leave	71,388	0	0	0	0	0	0
702080	Sick Leave	19,285	0	0	0	0	0	0

Department:	Probate Court	OAKLAND COUNTY, MICHIGAN							
Organization:	30404 - Probate Estates and Mental								
Fund:	10100 - General								
		FY2015 AND FY2016 AND FY2017 Adopted Budget							

Account Number/Description	FY 2013 Actual	FY 2014			FY 2015 Adopted	FY 2016 Adopted	FY 2017 Adopted
		Adopted Budget	Amended Budget As Of 6/30	Estimated Actual			
702100 Retroactive	11	0	0	0	0	0	0
702140 Other Miscellaneous Salaries	11,500	0	0	0	0	0	0
702200 Death Leave	1,794	0	0	0	0	0	0
712020 Overtime	143	10,000	10,000	10,000	10,000	10,000	10,000
	1,085,748	1,109,025	1,109,025	1,074,025	1,186,198	1,186,198	1,186,198
Fringe Benefits							
722750 Workers Compensation	2,505	2,564	2,564	2,564	2,615	2,615	2,615
722760 Group Life	3,038	3,195	3,195	3,195	3,264	3,264	3,264
722770 Retirement	371,661	385,021	385,021	375,021	315,921	315,921	315,921
722780 Hospitalization	295,060	328,620	328,620	328,620	360,297	360,297	360,297
722790 Social Security	73,628	80,183	80,183	75,183	81,648	81,648	81,648
722800 Dental	20,280	22,404	22,404	22,404	25,835	25,835	25,835
722810 Disability	14,326	15,003	15,003	15,003	15,281	15,281	15,281
722820 Unemployment Insurance	3,963	3,514	3,514	3,514	3,580	3,580	3,580
722850 Optical	1,690	1,912	1,912	1,912	2,379	2,379	2,379
722900 Fringe Benefit Adjustments	0	4,300	4,300	4,300	25,568	25,568	25,568
	786,151	846,716	846,716	831,716	836,388	836,388	836,388
Personnel	1,871,899	1,955,741	1,955,741	1,905,741	2,022,586	2,022,586	2,022,586
Operating Expenses							
Contractual Services							
730072 Advertising	2,566	4,300	4,300	4,300	4,300	4,300	4,300
730226 Car Allowance	2,651	2,000	2,000	2,000	2,000	2,000	2,000
730240 Cash Shortage	19	0	0	0	0	0	0
730415 Court Reporter Services	700	0	0	0	0	0	0
730422 Court Transcripts	10	1,000	1,000	1,000	1,000	1,000	1,000
730450 Defense Atty Fees	305,533	225,552	225,552	245,552	225,552	225,552	225,552
730646 Equipment Maintenance	2,291	2,000	2,000	2,000	2,000	2,000	2,000
730688 Expert Witness Fee and Mileage	0	1,000	1,000	1,000	1,000	1,000	1,000
730723 Fees Guardian Ad Litem	241,639	247,294	247,294	245,294	247,294	247,294	247,294
730828 Guardian Review-Adult	9,020	5,000	5,000	5,000	8,000	8,000	8,000
730835 Guardian Review-Minor	330	5,000	5,000	5,000	2,000	2,000	2,000
730982 Interpreter Fees	5,424	3,000	3,000	3,000	3,000	3,000	3,000
731059 Laundry and Cleaning	43	0	0	0	0	0	0
731192 Medical Services Guardianship	36,563	5,000	5,000	30,000	25,600	25,600	25,600
731206 Medical Services Probate Exam	18,313	30,600	30,600	27,600	10,000	10,000	10,000
731213 Membership Dues	3,955	5,000	5,000	5,000	5,000	5,000	5,000
731339 Periodicals Books Publ Sub	490	0	0	0	0	0	0
731346 Personal Mileage	923	3,480	3,480	3,480	3,480	3,480	3,480
731388 Printing	2,873	17,028	17,028	12,028	17,028	17,028	17,028

Department:	Probate Court	OAKLAND COUNTY, MICHIGAN						
Organization:	30404 - Probate Estates and Mental							
Fund:	10100 - General							
		FY2015 AND FY2016 AND FY2017 Adopted Budget						

Account Number/Description	FY 2013 Actual	FY 2014			FY 2015 Adopted	FY 2016 Adopted	FY 2017 Adopted
		Adopted Budget	Amended Budget As Of 6/30	Estimated Actual			
731458 Professional Services	70,229	67,080	67,080	67,080	67,080	67,080	67,080
731577 Refund Prior Years Revenue	140	0	0	0	0	0	0
732018 Travel and Conference	5,674	6,500	6,500	6,500	6,500	6,500	6,500
732081 Visiting Judges	4,954	3,000	3,000	3,000	3,000	3,000	3,000
732165 Workshops and Meeting	87	0	0	0	0	0	0
	714,427	633,834	633,834	668,834	633,834	633,834	633,834
<u>Commodities</u>							
750049 Computer Supplies	0	1,600	1,600	1,600	1,600	1,600	1,600
750119 Dry Goods and Clothing	0	400	400	400	400	400	400
750154 Expendable Equipment	5,797	12,000	12,000	12,000	12,000	12,000	12,000
750170 Other Expendable Equipment	413	0	0	0	0	0	0
750392 Metered Postage	42,059	38,220	38,220	38,220	38,220	38,220	38,220
750399 Office Supplies	39,065	23,889	23,889	30,889	23,889	23,889	23,889
	87,334	76,109	76,109	83,109	76,109	76,109	76,109
Operating Expenses	801,761	709,943	709,943	751,943	709,943	709,943	709,943
<u>Internal Support</u>							
<u>Internal Services</u>							
770631 Bldg Space Cost Allocation	140,326	157,681	157,681	157,681	133,033	158,158	158,827
770667 Convenience Copier	11,883	18,549	18,549	18,549	0	0	0
772618 Equipment Rental	103,672	99,515	99,515	99,515	98,556	98,556	98,556
773535 Info Tech CLEMIS	14,742	14,892	14,892	14,892	16,928	17,555	17,555
773630 Info Tech Development	26,024	0	35,443	35,443	0	0	0
774636 Info Tech Operations	279,577	296,427	296,427	289,427	345,683	345,683	345,683
774677 Insurance Fund	11,667	11,673	11,673	11,673	11,673	11,673	11,673
775754 Maintenance Department Charges	1,200	0	878	878	0	0	0
778675 Telephone Communications	19,943	20,674	20,674	20,674	20,427	20,427	20,427
	609,034	619,411	655,732	648,732	626,300	652,052	652,721
Internal Support	609,034	619,411	655,732	648,732	626,300	652,052	652,721
Grand Total Expenditures	3,282,695	3,285,095	3,321,416	3,306,416	3,358,829	3,384,581	3,385,250

Department:	401 - Prosecuting Attorney	OAKLAND COUNTY, MICHIGAN						
General Fund / General Purpose		FY2015 AND FY2016 AND FY2017 Adopted Budget						

Account Number/Description	FY 2013 Actual	FY 2014			FY 2015 Adopted	FY 2016 Adopted	FY 2017 Adopted
		Adopted Budget	Amended Budget As Of 6/30	Estimated Actual			
Revenues							
Revenue							
Federal Grants							
610313	Federal Operating Grants	93,069	85,500	85,500	90,000	85,500	85,500
		93,069	85,500	85,500	90,000	85,500	85,500
State Grants							
615571	State Operating Grants	93,069	85,500	85,500	90,000	85,500	85,500
		93,069	85,500	85,500	90,000	85,500	85,500
Charges for Services							
630602	Educational Training	7,720	6,100	6,100	6,100	6,100	6,100
630660	Extradition Recovery Fee	6,290	12,500	12,500	12,500	12,500	12,500
630791	Forensic Lab Fees	270	0	0	200	0	0
631239	Microfilming	2,206	1,500	1,500	2,631	1,500	1,500
631253	Miscellaneous	31	115,000	115,000	0	0	0
631617	Program Income	4,258	0	0	0	0	0
631827	Reimb General	26,211	66,000	66,000	30,000	66,000	66,000
632163	State Approp Victim Witness	236,125	188,900	188,900	188,900	188,900	188,900
632478	Welfare Fraud Case Review	14,685	12,000	12,000	12,000	12,000	12,000
		297,796	402,000	402,000	252,331	287,000	287,000
Contributions							
650301	Donations	2,542	0	0	0	0	0
		2,542	0	0	0	0	0
Revenue		486,475	573,000	573,000	432,331	458,000	458,000
Grand Total Revenues		486,475	573,000	573,000	432,331	458,000	458,000

Expenditures

Personnel							
Salaries							
702010	Salaries Regular	7,739,453	9,376,103	9,376,103	9,025,266	9,832,888	9,837,738
702030	Holiday	384,242	0	0	0	0	0
702050	Annual Leave	495,636	0	0	0	0	0
702080	Sick Leave	162,491	0	0	0	0	0
702100	Retroactive	408	0	0	0	0	0
702120	Jury Duty	504	0	0	0	0	0
702140	Other Miscellaneous Salaries	65,000	0	0	0	0	0
702190	Workers Compensation Pay	598	0	0	0	0	0
702200	Death Leave	13,557	0	0	0	0	0

Department:	401 - Prosecuting Attorney	OAKLAND COUNTY, MICHIGAN					
General Fund / General Purpose		FY2015 AND FY2016 AND FY2017 Adopted Budget					

Account Number/Description		FY 2013 Actual	FY 2014			FY 2015 Adopted	FY 2016 Adopted	FY 2017 Adopted
			Adopted Budget	Amended Budget As Of 6/30	Estimated Actual			
712020	Overtime	54,889	57,519	57,519	68,245	57,519	57,519	57,519
712040	Holiday Overtime	1,598	0	0	0	0	0	0
712090	On Call	28,600	28,600	28,600	28,600	28,600	28,600	28,600
		8,946,975	9,462,222	9,462,222	9,122,111	9,919,007	9,923,857	9,923,857
<u>Fringe Benefits</u>								
722750	Workers Compensation	27,128	28,791	28,791	28,443	31,081	31,148	31,148
722760	Group Life	26,148	28,177	28,177	27,207	29,747	29,771	29,771
722770	Retirement	3,347,100	3,425,515	3,425,515	3,323,235	2,912,067	2,913,415	2,913,415
722780	Hospitalization	1,335,160	1,639,173	1,639,173	1,475,762	1,721,676	1,721,676	1,721,676
722790	Social Security	652,205	699,073	699,073	668,616	733,265	733,636	733,636
722800	Dental	103,796	120,608	120,608	116,776	132,310	132,310	132,310
722810	Disability	118,845	130,539	130,539	124,273	136,916	136,982	136,982
722820	Unemployment Insurance	32,770	29,497	29,497	29,232	30,933	30,948	30,948
722850	Optical	9,986	12,413	12,413	11,458	13,815	13,815	13,815
722900	Fringe Benefit Adjustments	0	24,733	24,733	0	20,361	20,361	20,361
		5,653,139	6,138,519	6,138,519	5,805,002	5,762,171	5,764,062	5,764,062
Personnel		14,600,114	15,600,741	15,600,741	14,927,113	15,681,178	15,687,919	15,687,919
<u>Operating Expenses</u>								
<u>Contractual Services</u>								
730114	Auction Expense	1	0	0	0	0	0	0
730240	Cash Shortage	20	0	0	0	0	0	0
730303	Clothing Allowance	1,500	1,500	1,500	1,500	1,500	1,500	1,500
730338	Computer Research Service	62,997	65,000	65,000	65,000	65,000	65,000	65,000
730415	Court Reporter Services	21	0	0	0	0	0	0
730422	Court Transcripts	16,903	15,000	15,000	20,000	15,000	15,000	15,000
730646	Equipment Maintenance	2,928	1,300	1,300	1,300	1,300	1,300	1,300
730688	Expert Witness Fee and Mileage	24,941	31,989	31,989	31,989	31,989	31,989	31,989
730695	Extradition Expense	38,281	28,017	28,017	40,000	28,017	28,017	28,017
730730	Filing Fees	14,446	22,000	22,000	22,000	22,000	22,000	22,000
730772	Freight and Express	1,007	2,000	2,000	2,000	2,000	2,000	2,000
730982	Interpreter Fees	300	0	0	0	0	0	0
731101	Library Continuations	65,460	36,900	36,900	65,000	36,900	36,900	36,900
731213	Membership Dues	43,475	47,000	47,000	47,000	47,000	47,000	47,000
731220	Microfilming and Reproductions	722	3,500	3,500	3,500	3,500	3,500	3,500
731241	Miscellaneous	659	575	1,030	1,500	575	575	575
731339	Periodicals Books Publ Sub	6,934	4,000	4,000	6,900	4,000	4,000	4,000
731346	Personal Mileage	32,363	38,367	38,367	40,100	48,367	48,367	48,367
731388	Printing	24,130	40,601	36,313	36,313	54,562	54,562	54,562
731458	Professional Services	4,613	10,000	10,000	2,000	10,000	10,000	10,000
731941	Training	2,870	18,000	18,000	2,515	18,000	18,000	18,000

Department:	401 - Prosecuting Attorney	OAKLAND COUNTY, MICHIGAN					
General Fund / General Purpose		FY2015 AND FY2016 AND FY2017 Adopted Budget					

Account Number/Description	FY 2013 Actual	FY 2014			FY 2015 Adopted	FY 2016 Adopted	FY 2017 Adopted
		Adopted Budget	Amended Budget As Of 6/30	Estimated Actual			
731955 Training-Educator Services	4,852	0	0	0	0	0	0
731962 Transcript on Appeals	2,493	4,000	4,000	6,000	4,000	4,000	4,000
732018 Travel and Conference	1,201	15,000	15,000	1,000	15,000	15,000	15,000
732020 Travel Employee Taxable Meals	20	0	0	0	0	0	0
732158 Witness Fees and Mileage	40,657	50,000	50,000	40,000	50,000	50,000	50,000
732165 Workshops and Meeting	485	0	0	0	0	0	0
	394,276	434,749	430,916	435,617	458,710	458,710	458,710
Commodities							
750154 Expendable Equipment	0	5,000	5,000	5,946	5,000	5,000	5,000
750392 Metered Postage	21,314	29,831	29,831	27,289	29,831	29,831	29,831
750399 Office Supplies	92,895	60,925	60,925	60,925	60,925	60,925	60,925
750462 Provisions	998	700	700	700	700	700	700
750490 Security Supplies	0	5,000	5,000	1,500	5,000	5,000	5,000
750511 Special Event Supplies	472	0	0	395	0	0	0
	115,678	101,456	101,456	96,755	101,456	101,456	101,456
Capital Outlay							
760126 Capital Outlay Miscellaneous	0	0	39,731	39,731	0	0	0
	0	0	39,731	39,731	0	0	0
Operating Expenses	509,954	536,205	572,103	572,103	560,166	560,166	560,166
Internal Support							
Internal Services							
770631 Bldg Space Cost Allocation	911,989	1,024,773	1,024,773	1,024,773	864,585	1,027,875	1,032,221
770667 Convenience Copier	24,814	44,458	44,458	2,000	0	0	0
773535 Info Tech CLEMIS	21,388	21,606	21,606	21,606	22,767	23,610	23,610
773630 Info Tech Development	81,297	0	62,419	62,419	0	0	0
774636 Info Tech Operations	588,372	622,326	622,326	590,000	623,307	623,307	623,307
774637 Info Tech Managed Print Svcs	0	0	0	42,458	101,498	101,498	101,498
774677 Insurance Fund	5,706	5,709	5,709	5,709	5,709	5,709	5,709
775754 Maintenance Department Charges	18,359	0	12,934	12,934	0	0	0
776659 Motor Pool Fuel Charges	8,413	9,410	9,410	9,410	7,665	9,766	9,766
776661 Motor Pool	52,956	47,364	47,364	53,000	47,687	47,687	47,687
777560 Radio Communications	4,532	5,805	5,805	5,805	3,656	3,656	3,656
778675 Telephone Communications	73,625	73,447	73,447	73,447	77,699	77,699	77,699
	1,791,450	1,854,898	1,930,251	1,903,561	1,754,573	1,920,807	1,925,153
Internal Support	1,791,450	1,854,898	1,930,251	1,903,561	1,754,573	1,920,807	1,925,153
Transfers/Other Sources (Uses)							
Transfers Out							
788001 Transfers Out	1,020,429	879,550	968,683	968,683	855,589	855,589	855,589
	1,020,429	879,550	968,683	968,683	855,589	855,589	855,589

Department:	401 - Prosecuting Attorney	OAKLAND COUNTY, MICHIGAN				
General Fund / General Purpose		FY2015 AND FY2016 AND FY2017 Adopted Budget				

Account Number/Description	FY 2013 Actual	FY 2014			FY 2015 Adopted	FY 2016 Adopted	FY 2017 Adopted
		Adopted Budget	Amended Budget As Of 6/30	Estimated Actual			
Transfers/Other Sources (Uses)	1,020,429	879,550	968,683	968,683	855,589	855,589	855,589
Grand Total Expenditures	17,921,947	18,871,394	19,071,778	18,371,460	18,851,506	19,024,481	19,028,827

Department:	Prosecuting Attorney	OAKLAND COUNTY, MICHIGAN						
Organization:	40101 - Prosecuting Attorney Admin							
Fund:	10100 - General							
		FY2015 AND FY2016 AND FY2017 Adopted Budget						

Account Number/Description	FY 2013 Actual	FY 2014			FY 2015 Adopted	FY 2016 Adopted	FY 2017 Adopted
		Adopted Budget	Amended Budget As Of 6/30	Estimated Actual			

Revenues

Revenue

Federal Grants

610313	Federal Operating Grants	93,069	85,500	85,500	90,000	85,500	85,500	85,500
		93,069	85,500	85,500	90,000	85,500	85,500	85,500

State Grants

615571	State Operating Grants	93,069	85,500	85,500	90,000	85,500	85,500	85,500
		93,069	85,500	85,500	90,000	85,500	85,500	85,500

Charges for Services

630602	Educational Training	7,720	6,100	6,100	6,100	6,100	6,100	6,100
630660	Extradition Recovery Fee	6,290	12,500	12,500	12,500	12,500	12,500	12,500
630791	Forensic Lab Fees	270	0	0	200	0	0	0
631239	Microfilming	2,206	1,500	1,500	2,631	1,500	1,500	1,500
631253	Miscellaneous	31	115,000	115,000	0	0	0	0
631617	Program Income	4,258	0	0	0	0	0	0
631827	Reimb General	26,211	66,000	66,000	30,000	66,000	66,000	66,000
632163	State Approp Victim Witness	236,125	188,900	188,900	188,900	188,900	188,900	188,900
632478	Welfare Fraud Case Review	14,685	12,000	12,000	12,000	12,000	12,000	12,000
		297,796	402,000	402,000	252,331	287,000	287,000	287,000

Contributions

650301	Donations	2,542	0	0	0	0	0	0
		2,542	0	0	0	0	0	0

Revenue		486,475	573,000	573,000	432,331	458,000	458,000	458,000
Grand Total Revenues		486,475	573,000	573,000	432,331	458,000	458,000	458,000

Expenditures

Personnel

Salaries

702010	Salaries Regular	1,079,233	1,296,901	1,296,901	1,237,937	1,357,254	1,357,254	1,357,254
702030	Holiday	42,986	0	0	0	0	0	0
702050	Annual Leave	56,416	0	0	0	0	0	0
702080	Sick Leave	20,546	0	0	0	0	0	0
702140	Other Miscellaneous Salaries	11,000	0	0	0	0	0	0
702200	Death Leave	410	0	0	0	0	0	0
712020	Overtime	18,322	4,679	4,679	28,180	4,679	4,679	4,679
712040	Holiday Overtime	223	0	0	0	0	0	0

Department:	Prosecuting Attorney	OAKLAND COUNTY, MICHIGAN					
Organization:	40101 - Prosecuting Attorney Admin						
Fund:	10100 - General						
		FY2015 AND FY2016 AND FY2017 Adopted Budget					

Account Number/Description	FY 2013 Actual	FY 2014			FY 2015 Adopted	FY 2016 Adopted	FY 2017 Adopted
		Adopted Budget	Amended Budget As Of 6/30	Estimated Actual			
712090 On Call	3,600	0	0	4,400	0	0	0
	1,232,736	1,301,580	1,301,580	1,270,517	1,361,933	1,361,933	1,361,933
<u>Fringe Benefits</u>							
722750 Workers Compensation	2,960	2,904	2,904	3,738	4,575	4,575	4,575
722760 Group Life	3,568	3,594	3,594	3,779	3,768	3,768	3,768
722770 Retirement	455,422	441,774	441,774	467,635	374,729	374,729	374,729
722780 Hospitalization	217,700	290,255	290,255	250,347	298,337	298,337	298,337
722790 Social Security	86,414	87,596	87,596	90,732	91,823	91,823	91,823
722800 Dental	17,521	21,452	21,452	20,392	23,530	23,530	23,530
722810 Disability	14,065	14,688	14,688	14,864	15,431	15,431	15,431
722820 Unemployment Insurance	4,726	3,657	3,657	4,324	3,835	3,835	3,835
722850 Optical	1,656	2,169	2,169	1,971	2,482	2,482	2,482
722900 Fringe Benefit Adjustments	0	2,012	2,012	0	1,656	1,656	1,656
	804,033	870,101	870,101	857,782	820,166	820,166	820,166
Personnel	2,036,769	2,171,681	2,171,681	2,128,299	2,182,099	2,182,099	2,182,099
<u>Operating Expenses</u>							
<u>Contractual Services</u>							
730114 Auction Expense	1	0	0	0	0	0	0
730240 Cash Shortage	20	0	0	0	0	0	0
730338 Computer Research Service	62,997	65,000	65,000	65,000	65,000	65,000	65,000
730415 Court Reporter Services	21	0	0	0	0	0	0
730422 Court Transcripts	16,805	15,000	15,000	20,000	15,000	15,000	15,000
730646 Equipment Maintenance	2,928	1,300	1,300	1,300	1,300	1,300	1,300
730688 Expert Witness Fee and Mileage	24,941	31,989	31,989	31,989	31,989	31,989	31,989
730695 Extradition Expense	38,281	28,017	28,017	40,000	28,017	28,017	28,017
730730 Filing Fees	14,446	22,000	22,000	22,000	22,000	22,000	22,000
730772 Freight and Express	1,007	2,000	2,000	2,000	2,000	2,000	2,000
730982 Interpreter Fees	300	0	0	0	0	0	0
731101 Library Continuations	65,460	36,900	36,900	65,000	36,900	36,900	36,900
731213 Membership Dues	43,475	47,000	47,000	47,000	47,000	47,000	47,000
731220 Microfilming and Reproductions	722	3,500	3,500	3,500	3,500	3,500	3,500
731241 Miscellaneous	659	575	1,030	1,500	575	575	575
731339 Periodicals Books Publ Sub	6,934	4,000	4,000	6,900	4,000	4,000	4,000
731346 Personal Mileage	131	4,914	4,914	1,000	4,914	4,914	4,914
731388 Printing	24,130	40,601	36,313	36,313	54,562	54,562	54,562
731458 Professional Services	4,613	10,000	10,000	2,000	10,000	10,000	10,000
731941 Training	2,870	18,000	18,000	2,515	18,000	18,000	18,000
731955 Training-Educator Services	4,852	0	0	0	0	0	0
731962 Transcript on Appeals	2,493	4,000	4,000	6,000	4,000	4,000	4,000

Department:	Prosecuting Attorney	OAKLAND COUNTY, MICHIGAN						
Organization:	40101 - Prosecuting Attorney Admin							
Fund:	10100 - General							
		FY2015 AND FY2016 AND FY2017 Adopted Budget						

Account Number/Description	FY 2013 Actual	FY 2014			FY 2015 Adopted	FY 2016 Adopted	FY 2017 Adopted
		Adopted Budget	Amended Budget As Of 6/30	Estimated Actual			
732018 Travel and Conference	1,201	15,000	15,000	1,000	15,000	15,000	15,000
732158 Witness Fees and Mileage	40,657	50,000	50,000	40,000	50,000	50,000	50,000
732165 Workshops and Meeting	485	0	0	0	0	0	0
	360,425	399,796	395,963	395,017	413,757	413,757	413,757
Commodities							
750154 Expendable Equipment	0	5,000	5,000	5,946	5,000	5,000	5,000
750392 Metered Postage	21,314	29,831	29,831	27,289	29,831	29,831	29,831
750399 Office Supplies	92,895	60,925	60,925	60,925	60,925	60,925	60,925
750462 Provisions	998	700	700	700	700	700	700
750490 Security Supplies	0	5,000	5,000	1,500	5,000	5,000	5,000
750511 Special Event Supplies	472	0	0	395	0	0	0
	115,678	101,456	101,456	96,755	101,456	101,456	101,456
Capital Outlay							
760126 Capital Outlay Miscellaneous	0	0	39,731	39,731	0	0	0
	0	0	39,731	39,731	0	0	0
Operating Expenses	476,103	501,252	537,150	531,503	515,213	515,213	515,213
Internal Support							
Internal Services							
770631 Bldg Space Cost Allocation	911,989	1,024,773	1,024,773	1,024,773	864,585	1,027,875	1,032,221
770667 Convenience Copier	24,814	44,458	44,458	2,000	0	0	0
773535 Info Tech CLEMIS	21,388	21,606	21,606	21,606	22,767	23,610	23,610
773630 Info Tech Development	81,297	0	62,419	62,419	0	0	0
774636 Info Tech Operations	588,372	622,326	622,326	590,000	623,307	623,307	623,307
774637 Info Tech Managed Print Svcs	0	0	0	42,458	101,498	101,498	101,498
774677 Insurance Fund	5,706	5,709	5,709	5,709	5,709	5,709	5,709
775754 Maintenance Department Charges	18,359	0	12,934	12,934	0	0	0
776659 Motor Pool Fuel Charges	8,413	9,410	9,410	9,410	7,665	9,766	9,766
776661 Motor Pool	52,956	47,364	47,364	53,000	47,687	47,687	47,687
777560 Radio Communications	4,532	5,805	5,805	5,805	3,656	3,656	3,656
778675 Telephone Communications	73,625	73,447	73,447	73,447	77,699	77,699	77,699
	1,791,450	1,854,898	1,930,251	1,903,561	1,754,573	1,920,807	1,925,153
Internal Support	1,791,450	1,854,898	1,930,251	1,903,561	1,754,573	1,920,807	1,925,153
Transfers/Other Sources (Uses)							
Transfers Out							
788001 Transfers Out	16,138	23,961	105,628	105,628	0	0	0
	16,138	23,961	105,628	105,628	0	0	0
Transfers/Other Sources (Uses)	16,138	23,961	105,628	105,628	0	0	0

Department:	Prosecuting Attorney	OAKLAND COUNTY, MICHIGAN
Organization:	40101 - Prosecuting Attorney Admin	
Fund:	10100 - General	
		FY2015 AND FY2016 AND FY2017 Adopted Budget

Account Number/Description	FY 2013 Actual	FY 2014			FY 2015 Adopted	FY 2016 Adopted	FY 2017 Adopted
		Adopted Budget	Amended Budget As Of 6/30	Estimated Actual			
Grand Total Expenditures	4,320,460	4,551,792	4,744,710	4,668,991	4,451,885	4,618,119	4,622,465

Department:	Prosecuting Attorney	OAKLAND COUNTY, MICHIGAN					
Organization:	40102 - Prosecuting Atty Litigation						
Fund:	10100 - General						
		FY2015 AND FY2016 AND FY2017 Adopted Budget					

Account Number/Description	FY 2013 Actual	FY 2014			FY 2015 Adopted	FY 2016 Adopted	FY 2017 Adopted
		Adopted Budget	Amended Budget As Of 6/30	Estimated Actual			

Grand Total Revenues

0

Expenditures

Personnel

Salaries

702010	Salaries Regular	4,710,486	5,752,825	5,752,825	5,516,660	6,058,905	6,063,755	6,063,755
702030	Holiday	234,591	0	0	0	0	0	0
702050	Annual Leave	292,473	0	0	0	0	0	0
702080	Sick Leave	94,980	0	0	0	0	0	0
702120	Jury Duty	504	0	0	0	0	0	0
702140	Other Miscellaneous Salaries	38,000	0	0	0	0	0	0
702190	Workers Compensation Pay	598	0	0	0	0	0	0
702200	Death Leave	9,317	0	0	0	0	0	0
712020	Overtime	21,861	17,000	17,000	21,159	17,000	17,000	17,000
712040	Holiday Overtime	632	0	0	0	0	0	0
712090	On Call	3,300	0	0	4,067	0	0	0
		5,406,742	5,769,825	5,769,825	5,541,886	6,075,905	6,080,755	6,080,755

Fringe Benefits

722750	Workers Compensation	19,043	20,675	20,675	19,579	21,093	21,160	21,160
722760	Group Life	16,054	17,433	17,433	16,897	18,547	18,571	18,571
722770	Retirement	2,029,208	2,109,435	2,109,435	2,027,875	1,805,857	1,807,205	1,807,205
722780	Hospitalization	762,726	943,253	943,253	825,211	992,243	992,243	992,243
722790	Social Security	399,589	434,556	434,556	411,350	457,769	458,140	458,140
722800	Dental	60,713	70,781	70,781	68,371	78,333	78,333	78,333
722810	Disability	73,245	82,163	82,163	77,745	86,486	86,552	86,552
722820	Unemployment Insurance	19,810	18,399	18,399	17,747	19,371	19,386	19,386
722850	Optical	5,828	7,265	7,265	6,701	8,149	8,149	8,149
722900	Fringe Benefit Adjustments	0	7,310	7,310	0	6,018	6,018	6,018
		3,386,218	3,711,270	3,711,270	3,471,476	3,493,866	3,495,757	3,495,757

Personnel

Operating Expenses

Contractual Services

730303	Clothing Allowance	1,500	1,500	1,500	1,500	1,500	1,500	1,500
731346	Personal Mileage	25,258	21,796	21,796	30,000	31,796	31,796	31,796
732020	Travel Employee Taxable Meals	20	0	0	0	0	0	0
		26,778	23,296	23,296	31,500	33,296	33,296	33,296

Operating Expenses

26,778 23,296 23,296 31,500 33,296 33,296 33,296

Department:	Prosecuting Attorney	OAKLAND COUNTY, MICHIGAN
Organization:	40102 - Prosecuting Atty Litigation	
Fund:	10100 - General	
		FY2015 AND FY2016 AND FY2017 Adopted Budget

Account Number/Description	FY 2013 Actual	FY 2014			FY 2015 Adopted	FY 2016 Adopted	FY 2017 Adopted
		Adopted Budget	Amended Budget As Of 6/30	Estimated Actual			
Transfers/Other Sources (Uses)							
Transfers Out							
788001 Transfers Out	1,004,291	855,589	863,055	863,055	855,589	855,589	855,589
	1,004,291	855,589	863,055	863,055	855,589	855,589	855,589
Transfers/Other Sources (Uses)	1,004,291	855,589	863,055	863,055	855,589	855,589	855,589
Grand Total Expenditures	9,824,028	10,359,980	10,367,446	9,907,917	10,458,656	10,465,397	10,465,397

Department:	Prosecuting Attorney	OAKLAND COUNTY, MICHIGAN					
Organization:	40103 - Prosecuting - Warrants						
Fund:	10100 - General						
		FY2015 AND FY2016 AND FY2017 Adopted Budget					

Account Number/Description	FY 2013 Actual	FY 2014			FY 2015 Adopted	FY 2016 Adopted	FY 2017 Adopted
		Adopted Budget	Amended Budget As Of 6/30	Estimated Actual			

Grand Total Revenues

0

Expenditures

Personnel

Salaries

702010	Salaries Regular	1,037,142	1,251,351	1,251,351	1,199,253	1,294,525	1,294,525	1,294,525
702030	Holiday	58,062	0	0	0	0	0	0
702050	Annual Leave	82,425	0	0	0	0	0	0
702080	Sick Leave	26,872	0	0	0	0	0	0
702140	Other Miscellaneous Salaries	9,500	0	0	0	0	0	0
702200	Death Leave	1,621	0	0	0	0	0	0
712020	Overtime	13,093	28,000	28,000	17,312	28,000	28,000	28,000
712040	Holiday Overtime	648	0	0	0	0	0	0
712090	On Call	21,700	28,600	28,600	20,133	28,600	28,600	28,600
		1,251,063	1,307,951	1,307,951	1,236,698	1,351,125	1,351,125	1,351,125

Fringe Benefits

722750	Workers Compensation	2,907	2,803	2,803	2,885	2,898	2,898	2,898
722760	Group Life	3,656	3,849	3,849	3,663	3,979	3,979	3,979
722770	Retirement	478,910	467,813	467,813	457,062	390,454	390,454	390,454
722780	Hospitalization	195,258	227,514	227,514	237,489	254,731	254,731	254,731
722790	Social Security	91,981	94,680	94,680	91,229	97,934	97,934	97,934
722800	Dental	13,632	15,068	15,068	15,676	16,633	16,633	16,633
722810	Disability	17,158	18,121	18,121	17,011	18,746	18,746	18,746
722820	Unemployment Insurance	4,582	4,001	4,001	3,960	4,139	4,139	4,139
722850	Optical	1,471	1,822	1,822	1,730	1,994	1,994	1,994
722900	Fringe Benefit Adjustments	0	12,040	12,040	0	9,912	9,912	9,912
		809,556	847,711	847,711	830,705	801,420	801,420	801,420

Personnel

Operating Expenses

Contractual Services

731346	Personal Mileage	1,568	3,199	3,199	3,700	3,199	3,199	3,199
		1,568	3,199	3,199	3,700	3,199	3,199	3,199

Operating Expenses

Grand Total Expenditures

		1,568	3,199	3,199	3,700	3,199	3,199	3,199
		2,062,187	2,158,861	2,158,861	2,071,103	2,155,744	2,155,744	2,155,744

Department:	Prosecuting Attorney	OAKLAND COUNTY, MICHIGAN					
Organization:	40104 - Prosecuting - Appellate						
Fund:	10100 - General						
		FY2015 AND FY2016 AND FY2017 Adopted Budget					

Account Number/Description	FY 2013 Actual	FY 2014			FY 2015 Adopted	FY 2016 Adopted	FY 2017 Adopted
		Adopted Budget	Amended Budget As Of 6/30	Estimated Actual			

Grand Total Revenues

0

Expenditures

Personnel

Salaries

702010	Salaries Regular	912,592	1,075,026	1,075,026	1,071,416	1,122,204	1,122,204	1,122,204
702030	Holiday	48,603	0	0	0	0	0	0
702050	Annual Leave	64,322	0	0	0	0	0	0
702080	Sick Leave	20,093	0	0	0	0	0	0
702100	Retroactive	408	0	0	0	0	0	0
702140	Other Miscellaneous Salaries	6,500	0	0	0	0	0	0
702200	Death Leave	2,209	0	0	0	0	0	0
712020	Overtime	1,612	7,840	7,840	1,594	7,840	7,840	7,840
712040	Holiday Overtime	96	0	0	0	0	0	0
		1,056,434	1,082,866	1,082,866	1,073,010	1,130,044	1,130,044	1,130,044

Fringe Benefits

722750	Workers Compensation	2,218	2,409	2,409	2,241	2,515	2,515	2,515
722760	Group Life	2,870	3,301	3,301	2,868	3,453	3,453	3,453
722770	Retirement	383,559	406,493	406,493	370,663	341,027	341,027	341,027
722780	Hospitalization	159,475	178,151	178,151	162,715	176,365	176,365	176,365
722790	Social Security	74,221	82,241	82,241	75,305	85,739	85,739	85,739
722800	Dental	11,929	13,307	13,307	12,337	13,814	13,814	13,814
722810	Disability	14,377	15,567	15,567	14,653	16,253	16,253	16,253
722820	Unemployment Insurance	3,653	3,440	3,440	3,201	3,588	3,588	3,588
722850	Optical	1,031	1,157	1,157	1,056	1,190	1,190	1,190
722900	Fringe Benefit Adjustments	0	3,371	3,371	0	2,775	2,775	2,775
		653,332	709,437	709,437	645,039	646,719	646,719	646,719

Personnel

Operating Expenses

Contractual Services

730422	Court Transcripts	98	0	0	0	0	0	0
731346	Personal Mileage	5,407	8,458	8,458	5,400	8,458	8,458	8,458
		5,505	8,458	8,458	5,400	8,458	8,458	8,458

Operating Expenses

Grand Total Expenditures

		5,505	8,458	8,458	5,400	8,458	8,458	8,458
		1,715,272	1,800,761	1,800,761	1,723,449	1,785,221	1,785,221	1,785,221

Department:	403 - Sheriff	OAKLAND COUNTY, MICHIGAN						
General Fund / General Purpose		FY2015 AND FY2016 AND FY2017 Adopted Budget						

Account Number/Description	FY 2013 Actual	FY 2014			FY 2015 Adopted	FY 2016 Adopted	FY 2017 Adopted
		Adopted Budget	Amended Budget As Of 6/30	Estimated Actual			

Revenues

Revenue

Federal Grants

610313	Federal Operating Grants	44,221	82,000	82,000	35,000	82,000	82,000	82,000
		44,221	82,000	82,000	35,000	82,000	82,000	82,000

State Grants

615571	State Operating Grants	900	0	400	400	0	0	0
		900	0	400	400	0	0	0

Other Intergovern. Revenues

626619	Marine Safety	215,321	200,000	200,000	200,000	200,000	200,000	200,000
626731	Social Security Incentive Pmts	157,873	100,000	100,000	150,000	100,000	100,000	100,000
		373,195	300,000	300,000	350,000	300,000	300,000	300,000

Charges for Services

630140	Board and Care	185,538	161,659	161,659	150,000	161,659	161,659	161,659
630238	Civil Action Service Fees	798,028	964,000	964,000	575,000	864,000	864,000	864,000
630273	Clinic Charges	65,075	62,000	62,000	62,000	62,000	62,000	62,000
630301	Commission Contracts	339,880	650,000	650,000	610,000	650,000	650,000	650,000
630350	Confiscated Property	9,493	500	500	10,626	500	500	500
630518	Dental Services Fees	4,598	4,000	4,000	4,000	4,000	4,000	4,000
630539	Dispatch Services	976,200	1,101,898	1,141,872	1,141,872	1,122,502	1,100,000	1,152,416
630553	Diverted Felon	1,691,975	2,200,000	2,200,000	1,535,353	1,700,000	1,700,000	1,700,000
630560	DNA Testing Fees	117	1,000	1,000	130	1,000	1,000	1,000
630563	Drug Testing	827,813	683,892	683,892	845,000	713,892	713,892	713,892
630686	Fee Income	18,081	24,000	24,000	17,900	24,000	24,000	24,000
630728	Fingerprints	44,971	20,500	20,500	45,000	20,500	20,500	20,500
630791	Forensic Lab Fees	0	43,999	43,999	0	43,999	43,999	43,999
630875	Gun Registrations	257,625	157,000	157,000	220,000	157,000	157,000	157,000
630889	Hospital Cost Recovery	0	3,000	3,000	0	3,000	3,000	3,000
630959	Inmate Board and Care	453,560	340,000	340,000	450,000	340,000	340,000	340,000
630973	Inspection of Boat Livery	54	1,000	1,000	100	1,000	1,000	1,000
631113	Liquor Control Sheriff	12,186	0	0	1,000	0	0	0
631204	Medical Records	135	0	0	0	0	0	0
631253	Miscellaneous	14,784	12,500	12,500	9,898	12,500	12,500	12,500
631428	OUIL Third Offense	59,639	79,000	79,000	55,000	79,000	79,000	79,000
631519	Photographs	11,215	7,000	7,000	7,000	7,000	7,000	7,000
631526	Photostats	96,357	55,000	55,000	90,000	55,000	55,000	55,000
631715	Recovered Indigent Monies	7,354	0	0	0	0	0	0
631729	Refund Forensic Lab Fees	0	50,000	50,000	0	50,000	50,000	50,000

Department:	403 - Sheriff	OAKLAND COUNTY, MICHIGAN						
General Fund / General Purpose		FY2015 AND FY2016 AND FY2017 Adopted Budget						

Account Number/Description	FY 2013 Actual	FY 2014			FY 2015 Adopted	FY 2016 Adopted	FY 2017 Adopted
		Adopted Budget	Amended Budget As Of 6/30	Estimated Actual			
631750 Refunds NET	11,775	5,000	5,000	5,000	5,000	5,000	5,000
631757 Registration Fees	3,238	1,200	1,200	30,000	1,200	1,200	1,200
631771 Reimb 3rd Party	1,817	0	0	0	0	0	0
631799 Reimb Contracts	107,875	0	0	0	0	0	0
631806 Reimb Court Services	263,348	319,709	361,522	291,843	415,157	416,131	417,108
631827 Reimb General	70,147	0	0	229	0	0	0
631862 Reimb Postage	0	4,900	4,900	0	4,900	4,900	4,900
631869 Reimb Salaries	4,824,275	4,687,417	4,772,264	4,709,998	4,800,000	4,800,000	4,800,000
632093 Sheriff Special Deputies	39,492,822	40,588,971	40,386,711	40,386,711	41,563,941	41,453,782	41,453,782
632205 Subpoena Fees	388	900	900	900	900	900	900
632359 Transportation of Prisoners	11,705	12,000	12,000	12,000	12,000	12,000	12,000
632506 Wrecker Service	2,351	6,000	6,000	6,000	6,000	6,000	6,000
633470 Restr Sheriff Auto Theft Prev	200	0	0	0	0	0	0
	50,664,618	52,248,045	52,212,419	51,272,560	52,881,650	52,749,963	52,803,356
Investment Income							
655385 Income from Investments	45	0	0	0	0	0	0
655616 Interest Credited	23	0	0	0	0	0	0
	68	0	0	0	0	0	0
Other Revenues							
670114 Cash Overages	16	0	0	16	0	0	0
670228 County Auction	23,419	11,000	11,000	22,625	11,000	11,000	11,000
670285 Enhancement Funds	6,481	0	0	1,976	0	0	0
670570 Refund Prior Years Expenditure	64,105	0	0	56,665	0	0	0
	94,020	11,000	11,000	81,282	11,000	11,000	11,000
Revenue	51,177,022	52,641,045	52,605,819	51,739,242	53,274,650	53,142,963	53,196,356
Other Financing Sources							
Transfers In							
695500 Transfers In	1,169,005	140,428	956,076	956,076	144,328	144,328	144,328
	1,169,005	140,428	956,076	956,076	144,328	144,328	144,328
Other Financing Sources	1,169,005	140,428	956,076	956,076	144,328	144,328	144,328
Grand Total Revenues	52,346,027	52,781,473	53,561,895	52,695,318	53,418,978	53,287,291	53,340,684

Expenditures

Personnel							
Salaries							
702010 Salaries Regular	45,499,881	56,413,755	56,426,837	52,398,842	57,568,447	57,520,315	57,557,945
702030 Holiday	1,804,509	0	0	0	6	6	6
702050 Annual Leave	3,436,112	0	0	0	0	0	0
702080 Sick Leave	981,331	0	0	0	0	0	0

Department:	403 - Sheriff	OAKLAND COUNTY, MICHIGAN						
General Fund / General Purpose		FY2015 AND FY2016 AND FY2017 Adopted Budget						

Account Number/Description		FY 2013 Actual	FY 2014			FY 2015 Adopted	FY 2016 Adopted	FY 2017 Adopted
			Adopted Budget	Amended Budget As Of 6/30	Estimated Actual			
702085	Fitness Leave	8,407	91,800	91,800	91,800	91,800	91,800	91,800
702086	Comp Time	1,792	0	0	0	0	0	0
702100	Retroactive	1,425	0	0	0	0	0	0
702120	Jury Duty	2,221	0	0	0	0	0	0
702130	Shift Premium	43,335	54,260	54,260	54,260	54,260	54,260	54,260
702140	Other Miscellaneous Salaries	685,959	0	0	0	0	0	0
702190	Workers Compensation Pay	86,325	0	0	0	0	0	0
702200	Death Leave	80,540	0	0	0	0	0	0
702210	Holiday Leave	341,755	0	0	0	0	0	0
702240	Salary Adjustments	0	245,632	245,632	245,632	245,632	245,632	245,632
702360	Short Term Disability	3,272	0	0	0	0	0	0
712020	Overtime	8,060,464	6,986,168	7,031,033	9,260,953	7,097,369	7,083,367	7,067,277
712040	Holiday Overtime	1,173,988	858,100	858,100	858,100	858,100	858,100	858,100
712090	On Call	61,556	71,300	71,300	61,296	71,300	71,300	71,300
		62,272,873	64,721,015	64,778,962	62,970,883	65,986,914	65,924,780	65,946,320
<u>Fringe Benefits</u>								
722750	Workers Compensation	1,524,424	1,381,121	1,381,539	1,543,170	1,405,370	1,404,710	1,405,218
722760	Group Life	155,381	165,029	164,805	156,228	168,103	167,864	167,975
722770	Retirement	22,513,748	19,795,996	19,745,149	22,058,117	16,278,786	16,265,225	16,278,230
722780	Hospitalization	11,182,918	12,489,906	12,484,256	11,664,580	12,671,314	12,660,419	12,673,781
722790	Social Security	4,522,023	4,142,234	4,137,685	4,606,899	4,210,625	4,206,897	4,209,729
722800	Dental	843,866	933,194	931,694	876,503	974,984	974,362	975,124
722810	Disability	726,536	774,917	773,781	728,590	786,674	786,009	786,514
722820	Unemployment Insurance	227,959	179,951	179,884	200,370	183,550	183,396	183,516
722850	Optical	72,281	81,754	81,756	76,442	87,942	87,852	87,962
722900	Fringe Benefit Adjustments	0	3,416,810	3,416,810	0	2,801,062	2,801,062	2,801,062
		41,769,137	43,360,912	43,297,359	41,910,899	39,568,410	39,537,796	39,569,111
		104,042,010	108,081,927	108,076,321	104,881,782	105,555,324	105,462,576	105,515,431
Personnel								
<u>Operating Expenses</u>								
<u>Contractual Services</u>								
730037	Adj Prior Years Exp	2,986	0	0	16,113	0	0	0
730044	Adj Prior Years Revenue	58,040	0	0	64,200	0	0	0
730079	Ambulance	343	0	0	0	0	0	0
730114	Auction Expense	15,358	15,900	15,900	15,900	15,900	15,900	15,900
730121	Bank Charges	749	0	0	0	0	0	0
730240	Cash Shortage	492	0	0	0	0	0	0
730303	Clothing Allowance	32,227	31,495	31,495	37,670	31,495	31,495	31,495
730324	Communications	10,415	6,000	6,000	12,330	26,000	26,000	26,000
730373	Contracted Services	5,910,523	7,911,094	7,821,741	7,039,000	7,523,711	7,523,711	7,523,711
730548	Drug Testing	258,035	150,396	150,396	200,396	180,396	180,396	180,396

Department:	403 - Sheriff	OAKLAND COUNTY, MICHIGAN						
General Fund / General Purpose		FY2015 AND FY2016 AND FY2017 Adopted Budget						

Account Number/Description	FY 2013 Actual	FY 2014			FY 2015 Adopted	FY 2016 Adopted	FY 2017 Adopted	
		Adopted Budget	Amended Budget As Of 6/30	Estimated Actual				
730611	Employees Medical Exams	31,761	68,649	68,649	39,738	64,712	64,712	64,712
730646	Equipment Maintenance	382,355	274,619	920,147	920,147	314,619	314,619	314,619
730653	Equipment Rental	8,400	44,460	42,651	26,200	41,614	41,539	41,539
730674	Evidence Fund NET	115,428	150,000	150,000	120,000	150,000	150,000	150,000
730695	Extradition Expense	1,022	12,000	12,000	7,000	12,000	12,000	12,000
730716	Fees Civil Service	739,559	864,000	864,000	560,000	764,000	764,000	764,000
730772	Freight and Express	3,113	2,000	2,000	4,050	2,000	2,000	2,000
730877	Hospitalization of Prisoners	53,316	0	0	0	0	0	0
730940	Insurance	0	1,000	1,000	1,000	1,000	1,000	1,000
730982	Interpreter Fees	4,393	0	0	5,264	0	0	0
731024	K-9 Program	91,227	47,500	57,470	83,000	47,500	47,500	47,500
731059	Laundry and Cleaning	26,792	79,500	79,500	27,000	79,500	79,500	79,500
731101	Library Continuations	37,325	27,100	27,100	37,000	27,100	27,100	27,100
731122	Liquor and Gambling Evidence	1,295	12,000	12,000	2,000	12,000	12,000	12,000
731185	Medical Exam	11,335	0	0	0	0	0	0
731199	Medical Services Physicians	2,682	0	0	0	0	0	0
731213	Membership Dues	13,767	19,200	19,200	19,200	19,200	19,200	19,200
731241	Miscellaneous	7,411	0	0	80	0	0	0
731283	North Oakland Sub-Station	4,918	11,000	11,000	11,000	11,000	11,000	11,000
731297	Officer Fees	0	10,080	10,080	10,080	0	0	0
731304	Officers Training	148,636	96,743	96,743	143,002	116,823	116,823	116,823
731339	Periodicals Books Publ Sub	3,654	5,000	5,000	5,000	5,000	5,000	5,000
731346	Personal Mileage	5,995	5,801	5,801	7,076	5,801	5,801	5,801
731388	Printing	78,716	138,835	138,835	77,760	138,835	138,835	138,835
731402	Prisoner Housing-Outside Co	0	100,000	100,000	0	100,000	100,000	100,000
731458	Professional Services	234,143	66,500	192,525	293,821	106,500	106,500	106,500
731626	Rent	28,404	83,740	83,740	45,000	83,740	83,740	83,740
731773	Software Rental Lease Purchase	76,887	0	0	0	0	0	0
731780	Software Support Maintenance	0	10,000	10,000	71,530	30,000	30,000	30,000
731878	Sublet Repairs	169	0	0	0	0	0	0
731934	Towing and Storage Fees	24,324	8,000	8,000	23,500	8,000	8,000	8,000
732004	Transportation of Prisoners	1,811	22,000	22,000	3,500	22,000	22,000	22,000
732018	Travel and Conference	18,623	30,000	36,775	36,861	30,000	30,000	30,000
732020	Travel Employee Taxable Meals	8,384	0	0	7,956	0	0	0
732060	Uniform Cleaning	115,326	153,112	153,112	113,112	153,112	153,112	153,112
732130	Watershed-Huron River	0	0	0	328	0	0	0
732165	Workshops and Meeting	453	500	500	500	500	500	500
		8,570,794	10,458,224	11,155,360	10,087,314	10,124,058	10,123,983	10,123,983

Commodities

750021	Bedding and Linen	121,368	102,000	102,000	102,000	102,000	102,000	102,000
--------	-------------------	---------	---------	---------	---------	---------	---------	---------

Department:	403 - Sheriff	OAKLAND COUNTY, MICHIGAN						
General Fund / General Purpose		FY2015 AND FY2016 AND FY2017 Adopted Budget						

Account Number/Description	FY 2013 Actual	FY 2014			FY 2015 Adopted	FY 2016 Adopted	FY 2017 Adopted
		Adopted Budget	Amended Budget As Of 6/30	Estimated Actual			
750049	Computer Supplies	34,641	32,000	32,000	32,000	32,000	32,000
750056	Culinary Supplies	14,384	30,000	30,000	15,000	30,000	30,000
750063	Custodial Supplies	268,531	213,200	213,200	263,824	213,200	213,200
750070	Deputy Supplies	576,130	372,336	467,532	538,028	472,993	472,678
750084	Diving Supplies	12,350	8,000	8,000	8,000	8,000	8,000
750119	Dry Goods and Clothing	139,535	102,000	102,000	104,500	102,000	102,000
750154	Expendable Equipment	84,300	0	12,062	12,062	0	0
750170	Other Expendable Equipment	59,477	120,880	176,400	254,049	130,880	130,880
750189	Fingerprint Supplies	2,222	10,000	10,000	10,000	10,000	10,000
750203	Forensic Lab Enhancement	11,965	45,000	120,700	120,700	45,000	45,000
750210	Gasoline Charges	54,712	50,239	50,239	50,239	50,239	50,239
750217	Groceries	255	10,000	10,000	10,000	10,000	10,000
750252	Indigent Orders	32,045	30,000	30,000	30,000	30,000	30,000
750266	Inmate Recreational Supplies	100	15,000	15,000	8,000	15,000	15,000
750280	Laboratory Supplies	102,291	101,792	101,792	149,000	221,792	221,792
750294	Material and Supplies	43,362	45,056	45,056	45,056	45,056	45,056
750301	Medical Supplies	4,369	500	500	500	500	500
750392	Metered Postage	24,645	25,920	25,920	25,920	25,920	25,920
750399	Office Supplies	214,801	181,811	181,811	181,811	181,811	181,811
750427	Photographic Supplies	2,007	5,000	5,000	1,769	5,000	5,000
750448	Postage-Standard Mailing	0	5,500	5,500	100	5,500	5,500
750462	Provisions	176	12,500	12,500	11,145	12,500	12,500
750497	Shop Supplies	99	500	500	500	500	500
750567	Training-Educational Supplies	0	1,000	1,000	1,000	1,000	1,000
750581	Uniforms	187,539	336,422	347,974	278,129	337,344	337,462
		1,991,304	1,856,656	2,106,685	2,253,331	2,088,235	2,088,038
Capital Outlay							
760051	Boats	39,960	56,995	56,995	56,995	56,995	56,995
760126	Capital Outlay Miscellaneous	8,027	0	0	413,954	0	0
760157	Equipment	4,714	0	177,484	177,484	0	0
		52,701	56,995	234,479	648,433	56,995	56,995
		10,614,799	12,371,875	13,496,524	12,989,078	12,269,288	12,268,498
							12,269,016
Operating Expenses							
Internal Support							
Internal Services							
770631	Bldg Space Cost Allocation	5,499,205	6,280,833	6,280,833	6,280,833	5,395,862	6,414,954
770667	Convenience Copier	32,332	52,516	52,516	3,645	0	0
772618	Equipment Rental	384,022	442,403	442,673	442,673	444,251	444,251
773530	CLEMIS Development	295,930	0	0	0	0	0
773535	Info Tech CLEMIS	134,622	141,198	140,841	165,450	143,558	148,710
773630	Info Tech Development	67,388	0	276,826	276,826	0	0

Department:	403 - Sheriff	OAKLAND COUNTY, MICHIGAN					
General Fund / General Purpose		FY2015 AND FY2016 AND FY2017 Adopted Budget					

Account Number/Description	FY 2013 Actual	FY 2014			FY 2015 Adopted	FY 2016 Adopted	FY 2017 Adopted
		Adopted Budget	Amended Budget As Of 6/30	Estimated Actual			
773637 Info Tech Equipment Rental	221,105	218,800	218,800	218,800	218,800	218,800	218,800
774636 Info Tech Operations	3,312,291	3,495,426	3,495,426	3,426,815	3,466,319	3,466,319	3,466,319
774637 Info Tech Managed Print Svcs	0	0	0	69,000	143,779	143,779	143,779
774677 Insurance Fund	590,728	641,974	642,610	640,734	678,883	700,341	702,409
775754 Maintenance Department Charges	209,386	0	115,586	115,586	0	0	0
776659 Motor Pool Fuel Charges	1,336,899	1,304,456	1,304,456	1,617,367	1,308,578	1,666,352	1,666,352
776661 Motor Pool	3,430,485	2,844,981	2,847,962	3,476,514	3,182,820	3,173,457	3,173,457
777560 Radio Communications	180,414	180,706	180,706	180,706	206,894	206,894	206,894
778675 Telephone Communications	415,928	431,207	431,207	431,207	451,236	451,236	451,236
	16,110,735	16,034,500	16,430,442	17,346,156	15,640,980	17,035,093	17,064,287
Internal Support	16,110,735	16,034,500	16,430,442	17,346,156	15,640,980	17,035,093	17,064,287
<u>Transfers/Other Sources (Uses)</u>							
<u>Transfers Out</u>							
788001 Transfers Out	1,544,520	370,781	1,235,868	1,235,868	374,681	334,086	334,086
	1,544,520	370,781	1,235,868	1,235,868	374,681	334,086	334,086
Transfers/Other Sources (Uses)	1,544,520	370,781	1,235,868	1,235,868	374,681	334,086	334,086
Grand Total Expenditures	132,312,064	136,859,083	139,239,155	136,452,884	133,840,273	135,100,253	135,182,820

Department:	Sheriff	OAKLAND COUNTY, MICHIGAN
Organization:	40301 - Sheriff's Office	
Fund:	10100 - General	
		FY2015 AND FY2016 AND FY2017 Adopted Budget

Account Number/Description	FY 2013 Actual	FY 2014			FY 2015 Adopted	FY 2016 Adopted	FY 2017 Adopted
		Adopted Budget	Amended Budget As Of 6/30	Estimated Actual			

Revenues

Revenue

Other Intergovern. Revenues

626731	Social Security Incentive Pmts	157,873	100,000	100,000	150,000	100,000	100,000	100,000
		157,873	100,000	100,000	150,000	100,000	100,000	100,000

Charges for Services

630560	DNA Testing Fees	117	1,000	1,000	130	1,000	1,000	1,000
631253	Miscellaneous	893	0	0	0	0	0	0
631869	Reimb Salaries	75,832	0	0	0	0	0	0
632205	Subpoena Fees	388	900	900	900	900	900	900
		77,230	1,900	1,900	1,030	1,900	1,900	1,900

Other Revenues

670228	County Auction	16,001	5,000	5,000	16,625	5,000	5,000	5,000
670285	Enhancement Funds	6,481	0	0	1,976	0	0	0
		22,482	5,000	5,000	18,601	5,000	5,000	5,000

Revenue

Other Financing Sources

Transfers In

695500	Transfers In	123,262	0	25,000	25,000	0	0	0
		123,262	0	25,000	25,000	0	0	0

Other Financing Sources

Grand Total Revenues

		257,586	106,900	106,900	169,631	106,900	106,900	106,900
		123,262	0	25,000	25,000	0	0	0
		380,848	106,900	131,900	194,631	106,900	106,900	106,900

Expenditures

Personnel

Salaries

702010	Salaries Regular	889,773	999,571	999,571	1,011,639	1,032,599	1,032,599	1,032,599
702030	Holiday	38,134	0	0	0	6	6	6
702050	Annual Leave	66,564	0	0	0	0	0	0
702080	Sick Leave	11,030	0	0	0	0	0	0
702140	Other Miscellaneous Salaries	6,500	0	0	0	0	0	0
712020	Overtime	945	14,000	14,000	678	14,000	14,000	14,000
712090	On Call	0	1,400	1,400	0	1,400	1,400	1,400
		1,012,945	1,014,971	1,014,971	1,012,317	1,048,005	1,048,005	1,048,005

Fringe Benefits

722750	Workers Compensation	14,228	13,928	13,928	14,217	14,356	14,356	14,356
--------	----------------------	--------	--------	--------	--------	--------	--------	--------

Department:	Sheriff	OAKLAND COUNTY, MICHIGAN					
Organization:	40301 - Sheriff's Office						
Fund:	10100 - General						
		FY2015 AND FY2016 AND FY2017 Adopted Budget					

Account Number/Description	FY 2013 Actual	FY 2014			FY 2015 Adopted	FY 2016 Adopted	FY 2017 Adopted
		Adopted Budget	Amended Budget As Of 6/30	Estimated Actual			
722760 Group Life	3,013	3,073	3,073	3,058	3,174	3,174	3,174
722770 Retirement	375,423	379,331	379,331	371,615	315,223	315,223	315,223
722780 Hospitalization	159,624	171,802	171,802	162,409	172,588	172,588	172,588
722790 Social Security	70,168	74,160	74,160	72,479	76,584	76,584	76,584
722800 Dental	10,788	11,618	11,618	11,272	12,336	12,336	12,336
722810 Disability	12,205	12,501	12,501	12,435	12,923	12,923	12,923
722820 Unemployment Insurance	3,713	2,761	2,761	3,240	2,853	2,853	2,853
722850 Optical	895	975	975	938	1,026	1,026	1,026
722900 Fringe Benefit Adjustments	0	6,622	6,622	0	4,956	4,956	4,956
	650,058	676,771	676,771	651,663	616,019	616,019	616,019
Personnel	1,663,003	1,691,742	1,691,742	1,663,980	1,664,024	1,664,024	1,664,024
Operating Expenses							
Contractual Services							
730114 Auction Expense	0	500	500	216	500	500	500
730121 Bank Charges	25	0	0	0	0	0	0
730324 Communications	8,968	5,000	5,000	10,000	5,000	5,000	5,000
730373 Contracted Services	0	12,000	12,000	9,000	12,000	12,000	12,000
730646 Equipment Maintenance	5,394	1,000	1,000	1,000	1,000	1,000	1,000
731101 Library Continuations	5,040	2,100	2,100	6,000	2,100	2,100	2,100
731304 Officers Training	0	0	0	520	0	0	0
731346 Personal Mileage	798	2,320	2,320	1,200	2,320	2,320	2,320
732018 Travel and Conference	1,799	0	0	15	0	0	0
732020 Travel Employee Taxable Meals	0	0	0	83	0	0	0
732165 Workshops and Meeting	392	500	500	500	500	500	500
	22,415	23,420	23,420	28,534	23,420	23,420	23,420
Commodities							
750063 Custodial Supplies	63	0	0	1	0	0	0
750070 Deputy Supplies	6	0	0	0	0	0	0
750154 Expendable Equipment	1,300	0	0	0	0	0	0
750294 Material and Supplies	11,974	20,000	20,000	21,000	20,000	20,000	20,000
750399 Office Supplies	18,547	23,316	23,316	93,000	23,316	23,316	23,316
750462 Provisions	0	1,500	1,500	100	1,500	1,500	1,500
	31,890	44,816	44,816	114,101	44,816	44,816	44,816
Capital Outlay							
760157 Equipment	4,714	0	0	0	0	0	0
	4,714	0	0	0	0	0	0
Operating Expenses	59,019	68,236	68,236	142,635	68,236	68,236	68,236
Internal Support							

Department:	Sheriff	OAKLAND COUNTY, MICHIGAN
Organization:	40301 - Sheriff's Office	
Fund:	10100 - General	
		FY2015 AND FY2016 AND FY2017 Adopted Budget

Account Number/Description	FY 2013 Actual	FY 2014			FY 2015 Adopted	FY 2016 Adopted	FY 2017 Adopted
		Adopted Budget	Amended Budget As Of 6/30	Estimated Actual			
Internal Services							
770631 Bldg Space Cost Allocation	226,878	253,143	253,143	253,143	221,855	263,756	264,871
774636 Info Tech Operations	17,006	14,057	14,057	14,057	11,497	11,497	11,497
774677 Insurance Fund	22,932	24,329	24,329	24,329	24,691	24,239	21,283
776659 Motor Pool Fuel Charges	7,661	8,234	8,234	12,000	8,183	10,425	10,425
776661 Motor Pool	33,097	26,050	26,050	45,000	36,139	36,139	36,139
778675 Telephone Communications	13,215	13,964	13,964	13,964	16,325	16,325	16,325
	<u>320,789</u>	<u>339,777</u>	<u>339,777</u>	<u>362,493</u>	<u>318,690</u>	<u>362,381</u>	<u>360,540</u>
Internal Support	320,789	339,777	339,777	362,493	318,690	362,381	360,540
Transfers/Other Sources (Uses)							
Transfers Out							
788001 Transfers Out	25,455	0	0	0	0	0	0
	<u>25,455</u>	<u>0</u>	<u>0</u>	<u>0</u>	<u>0</u>	<u>0</u>	<u>0</u>
Transfers/Other Sources (Uses)	25,455	0	0	0	0	0	0
Grand Total Expenditures	2,068,267	2,099,755	2,099,755	2,169,108	2,050,950	2,094,641	2,092,800

Department:	Sheriff	OAKLAND COUNTY, MICHIGAN					
Organization:	40302 - Administrative Services						
Fund:	10100 - General						
		FY2015 AND FY2016 AND FY2017 Adopted Budget					

Account Number/Description	FY 2013 Actual	FY 2014			FY 2015 Adopted	FY 2016 Adopted	FY 2017 Adopted
		Adopted Budget	Amended Budget As Of 6/30	Estimated Actual			

Revenues

Revenue

Charges for Services

630301	Commission Contracts	0	650,000	650,000	110,000	0	0	0
630686	Fee Income	10,067	0	0	10,000	0	0	0
630728	Fingerprints	44,971	20,500	20,500	45,000	20,500	20,500	20,500
630875	Gun Registrations	257,625	157,000	157,000	220,000	157,000	157,000	157,000
631253	Miscellaneous	3,765	3,500	3,500	3,500	3,500	3,500	3,500
631519	Photographs	11,215	7,000	7,000	7,000	7,000	7,000	7,000
631526	Photostats	96,357	55,000	55,000	90,000	55,000	55,000	55,000
631715	Recovered Indigent Monies	7,354	0	0	0	0	0	0
631757	Registration Fees	3,238	1,200	1,200	30,000	1,200	1,200	1,200
631827	Reimb General	70,000	0	0	0	0	0	0
631862	Reimb Postage	0	4,900	4,900	0	4,900	4,900	4,900
631869	Reimb Salaries	3,897	0	0	0	0	0	0
		508,489	899,100	899,100	515,500	249,100	249,100	249,100

Other Revenues

670114	Cash Overages	16	0	0	16	0	0	0
670570	Refund Prior Years Expenditure	0	0	0	275	0	0	0
		16	0	0	291	0	0	0

Revenue		508,505	899,100	899,100	515,791	249,100	249,100	249,100
Grand Total Revenues		508,505	899,100	899,100	515,791	249,100	249,100	249,100

Expenditures

Personnel

Salaries

702010	Salaries Regular	979,040	1,185,024	1,188,904	1,169,073	1,220,797	1,220,797	1,220,797
702030	Holiday	46,988	0	0	0	0	0	0
702050	Annual Leave	79,793	0	0	0	0	0	0
702080	Sick Leave	26,980	0	0	0	0	0	0
702120	Jury Duty	119	0	0	0	0	0	0
702140	Other Miscellaneous Salaries	12,500	0	0	0	0	0	0
702200	Death Leave	1,673	0	0	0	0	0	0
712020	Overtime	52,800	35,600	35,600	33,345	35,600	35,600	35,600
712040	Holiday Overtime	174	0	0	0	0	0	0
712090	On Call	0	4,900	4,900	0	4,900	4,900	4,900
		1,200,067	1,225,524	1,229,404	1,202,418	1,261,297	1,261,297	1,261,297

Department:	Sheriff	OAKLAND COUNTY, MICHIGAN					
Organization:	40302 - Administrative Services						
Fund:	10100 - General						
		FY2015 AND FY2016 AND FY2017 Adopted Budget					

Account Number/Description	FY 2013 Actual	FY 2014			FY 2015 Adopted	FY 2016 Adopted	FY 2017 Adopted	
		Adopted Budget	Amended Budget As Of 6/30	Estimated Actual				
Fringe Benefits								
722750	Workers Compensation	3,207	3,399	3,453	3,745	3,499	3,499	3,499
722760	Group Life	3,260	3,399	3,411	3,340	3,508	3,508	3,508
722770	Retirement	391,695	376,550	377,922	385,034	308,154	308,154	308,154
722780	Hospitalization	282,543	318,318	318,318	287,269	328,550	328,550	328,550
722790	Social Security	84,959	85,531	85,828	85,842	88,118	88,118	88,118
722800	Dental	22,631	24,824	24,824	24,632	26,628	26,628	26,628
722810	Disability	15,043	15,961	16,014	15,879	16,447	16,447	16,447
722820	Unemployment Insurance	4,382	3,786	3,798	3,851	3,906	3,906	3,906
722850	Optical	2,161	2,453	2,453	2,341	2,633	2,633	2,633
722900	Fringe Benefit Adjustments	0	15,308	15,308	0	12,602	12,602	12,602
		809,881	849,529	851,329	811,933	794,045	794,045	794,045
		2,009,948	2,075,053	2,080,733	2,014,351	2,055,342	2,055,342	2,055,342
Personnel								
Operating Expenses								
Contractual Services								
730037	Adj Prior Years Exp	0	0	0	592	0	0	0
730240	Cash Shortage	472	0	0	0	0	0	0
730324	Communications	1,448	0	0	0	0	0	0
730548	Drug Testing	300	0	0	0	0	0	0
730646	Equipment Maintenance	4,734	5,000	5,000	5,000	5,000	5,000	5,000
730716	Fees Civil Service	0	0	0	60,000	0	0	0
730772	Freight and Express	3,098	2,000	2,000	4,050	2,000	2,000	2,000
731101	Library Continuations	32,285	25,000	25,000	31,000	25,000	25,000	25,000
731213	Membership Dues	12,299	10,000	10,000	12,000	10,000	10,000	10,000
731241	Miscellaneous	6,988	0	0	0	0	0	0
731304	Officers Training	1,750	0	0	0	0	0	0
731339	Periodicals Books Publ Sub	3,654	5,000	5,000	5,000	5,000	5,000	5,000
731346	Personal Mileage	2,393	1,161	1,161	2,500	1,161	1,161	1,161
731388	Printing	78,612	126,975	126,975	70,000	126,975	126,975	126,975
731458	Professional Services	4,600	7,500	7,500	30,000	7,500	7,500	7,500
732004	Transportation of Prisoners	25	0	0	0	0	0	0
732018	Travel and Conference	16,698	19,000	19,000	19,000	19,000	19,000	19,000
732020	Travel Employee Taxable Meals	21	0	0	0	0	0	0
732060	Uniform Cleaning	115,019	150,000	150,000	110,000	150,000	150,000	150,000
732165	Workshops and Meeting	20	0	0	0	0	0	0
		284,415	351,636	351,636	349,142	351,636	351,636	351,636
Commodities								
750049	Computer Supplies	612	0	0	0	0	0	0

Department:	Sheriff	OAKLAND COUNTY, MICHIGAN					
Organization:	40302 - Administrative Services						
Fund:	10100 - General						
		FY2015 AND FY2016 AND FY2017 Adopted Budget					

Account Number/Description	FY 2013 Actual	FY 2014			FY 2015 Adopted	FY 2016 Adopted	FY 2017 Adopted
		Adopted Budget	Amended Budget As Of 6/30	Estimated Actual			
750056 Culinary Supplies	100	0	0	0	0	0	0
750063 Custodial Supplies	644	0	0	0	0	0	0
750070 Deputy Supplies	461,665	346,525	403,409	475,000	446,525	446,525	446,525
750119 Dry Goods and Clothing	574	0	0	0	0	0	0
750170 Other Expendable Equipment	447	0	0	217	0	0	0
750189 Fingerprint Supplies	2,222	0	0	0	0	0	0
750252 Indigent Orders	32,045	30,000	30,000	30,000	30,000	30,000	30,000
750266 Inmate Recreational Supplies	100	15,000	15,000	8,000	15,000	15,000	15,000
750280 Laboratory Supplies	60	0	0	0	0	0	0
750301 Medical Supplies	170	0	0	0	0	0	0
750392 Metered Postage	24,645	25,920	25,920	25,920	25,920	25,920	25,920
750399 Office Supplies	16,726	54,296	54,296	12,000	54,296	54,296	54,296
750448 Postage-Standard Mailing	0	5,500	5,500	100	5,500	5,500	5,500
750462 Provisions	43	0	0	0	0	0	0
750581 Uniforms	155,517	278,861	278,861	210,000	278,861	278,861	278,861
	695,572	756,102	812,986	761,237	856,102	856,102	856,102
Operating Expenses	979,987	1,107,738	1,164,622	1,110,379	1,207,738	1,207,738	1,207,738
Internal Support							
Internal Services							
770667 Convenience Copier	6,134	7,778	7,778	0	0	0	0
772618 Equipment Rental	15,186	17,443	17,443	17,443	17,443	17,443	17,443
773535 Info Tech CLEMIS	3,524	3,604	3,604	3,604	3,617	3,751	3,751
774636 Info Tech Operations	171,360	175,246	175,246	175,246	189,312	189,312	189,312
774637 Info Tech Managed Print Svcs	0	0	0	10,000	9,232	9,232	9,232
774677 Insurance Fund	4,101	4,103	4,103	4,103	4,103	4,103	4,103
777560 Radio Communications	783	153,666	153,666	23,136	762	762	762
778675 Telephone Communications	13,133	13,217	13,217	13,217	13,068	13,068	13,068
	214,221	375,057	375,057	246,749	237,537	237,671	237,671
Internal Support	214,221	375,057	375,057	246,749	237,537	237,671	237,671
Transfers/Other Sources (Uses)							
Transfers Out							
788001 Transfers Out	0	0	103,136	103,136	0	0	0
	0	0	103,136	103,136	0	0	0
Transfers/Other Sources (Uses)	0	0	103,136	103,136	0	0	0
Grand Total Expenditures	3,204,156	3,557,848	3,723,548	3,474,615	3,500,617	3,500,751	3,500,751

Department:	Sheriff	OAKLAND COUNTY, MICHIGAN
Organization:	40303 - Corrective Services	
Fund:	10100 - General	
		FY2015 AND FY2016 AND FY2017 Adopted Budget

Account Number/Description	FY 2013 Actual	FY 2014			FY 2015 Adopted	FY 2016 Adopted	FY 2017 Adopted
		Adopted Budget	Amended Budget As Of 6/30	Estimated Actual			

Revenues

Revenue

Federal Grants

610313	Federal Operating Grants	35,485	82,000	82,000	35,000	82,000	82,000	82,000
		35,485	82,000	82,000	35,000	82,000	82,000	82,000

Charges for Services

630140	Board and Care	68,355	0	0	50,000	0	0	0
630273	Clinic Charges	65,075	62,000	62,000	62,000	62,000	62,000	62,000
630301	Commission Contracts	339,880	0	0	500,000	650,000	650,000	650,000
630518	Dental Services Fees	4,598	4,000	4,000	4,000	4,000	4,000	4,000
630553	Diverted Felon	1,691,975	2,200,000	2,200,000	1,535,353	1,700,000	1,700,000	1,700,000
630686	Fee Income	2,200	24,000	24,000	2,000	24,000	24,000	24,000
630889	Hospital Cost Recovery	0	3,000	3,000	0	3,000	3,000	3,000
630959	Inmate Board and Care	453,560	340,000	340,000	450,000	340,000	340,000	340,000
631204	Medical Records	135	0	0	0	0	0	0
631253	Miscellaneous	2,789	8,000	8,000	4,000	8,000	8,000	8,000
631428	OUIL Third Offense	59,639	44,000	44,000	55,000	44,000	44,000	44,000
631799	Reimb Contracts	107,875	0	0	0	0	0	0
631806	Reimb Court Services	0	0	0	1,843	0	0	0
631869	Reimb Salaries	74,496	171,266	171,266	70,000	171,266	171,266	171,266
632359	Transportation of Prisoners	11,705	12,000	12,000	12,000	12,000	12,000	12,000
		2,882,282	2,868,266	2,868,266	2,746,196	3,018,266	3,018,266	3,018,266

Investment Income

655385	Income from Investments	45	0	0	0	0	0	0
		45	0	0	0	0	0	0

Other Revenues

670570	Refund Prior Years Expenditure	0	0	0	202	0	0	0
		0	0	0	202	0	0	0

Revenue		2,917,812	2,950,266	2,950,266	2,781,398	3,100,266	3,100,266	3,100,266
----------------	--	------------------	------------------	------------------	------------------	------------------	------------------	------------------

Other Financing Sources

Transfers In

695500	Transfers In	210,601	0	119,807	119,807	0	0	0
		210,601	0	119,807	119,807	0	0	0

Other Financing Sources		210,601	0	119,807	119,807	0	0	0
--------------------------------	--	----------------	----------	----------------	----------------	----------	----------	----------

Grand Total Revenues		3,128,412	2,950,266	3,070,073	2,901,205	3,100,266	3,100,266	3,100,266
-----------------------------	--	------------------	------------------	------------------	------------------	------------------	------------------	------------------

Department:	Sheriff	OAKLAND COUNTY, MICHIGAN
Organization:	40303 - Corrective Services	
Fund:	10100 - General	
		FY2015 AND FY2016 AND FY2017 Adopted Budget

Account Number/Description	FY 2013 Actual	FY 2014			FY 2015 Adopted	FY 2016 Adopted	FY 2017 Adopted
		Adopted Budget	Amended Budget As Of 6/30	Estimated Actual			

Expenditures

Personnel

Salaries

702010	Salaries Regular	13,114,014	16,735,389	16,735,389	14,335,335	16,677,525	16,677,525	16,677,525
702030	Holiday	534,160	0	0	0	0	0	0
702050	Annual Leave	1,016,288	0	0	0	0	0	0
702080	Sick Leave	302,214	0	0	0	0	0	0
702085	Fitness Leave	880	23,868	23,868	23,868	23,868	23,868	23,868
702100	Retroactive	216	0	0	0	0	0	0
702120	Jury Duty	762	0	0	0	0	0	0
702130	Shift Premium	7,341	27,600	27,600	27,600	27,600	27,600	27,600
702140	Other Miscellaneous Salaries	146,210	0	0	0	0	0	0
702190	Workers Compensation Pay	14,998	0	0	0	0	0	0
702200	Death Leave	23,445	0	0	0	0	0	0
702210	Holiday Leave	128,317	0	0	0	0	0	0
702240	Salary Adjustments	0	105,086	105,086	105,086	105,086	105,086	105,086
702360	Short Term Disability	2,400	0	0	0	0	0	0
712020	Overtime	3,272,394	1,272,650	1,272,650	3,656,224	1,272,650	1,272,650	1,272,650
712040	Holiday Overtime	509,011	426,000	426,000	426,000	426,000	426,000	426,000
712090	On Call	27,956	40,600	40,600	35,163	40,600	40,600	40,600
		19,100,605	18,631,193	18,631,193	18,609,276	18,573,329	18,573,329	18,573,329

Fringe Benefits

722750	Workers Compensation	477,435	419,946	419,946	467,018	415,722	415,722	415,722
722760	Group Life	46,628	50,417	50,417	44,867	50,032	50,032	50,032
722770	Retirement	7,119,327	6,049,238	6,049,238	6,779,390	4,909,215	4,909,215	4,909,215
722780	Hospitalization	3,324,515	3,868,145	3,868,145	3,371,158	3,827,446	3,827,446	3,827,446
722790	Social Security	1,415,382	1,258,107	1,258,107	1,388,666	1,252,968	1,252,968	1,252,968
722800	Dental	254,700	292,413	292,413	253,605	296,976	296,976	296,976
722810	Disability	213,371	237,235	237,235	204,474	236,147	236,147	236,147
722820	Unemployment Insurance	70,012	53,522	53,522	59,678	53,305	53,305	53,305
722850	Optical	21,881	26,279	26,279	22,933	28,200	28,200	28,200
722900	Fringe Benefit Adjustments	0	730,420	730,420	0	601,322	601,322	601,322
		12,943,250	12,985,722	12,985,722	12,591,789	11,671,333	11,671,333	11,671,333

Personnel

Operating Expenses

Contractual Services

730037	Adj Prior Years Exp	1,613	0	0	11,062	0	0	0
730079	Ambulance	343	0	0	0	0	0	0

Department:	Sheriff	OAKLAND COUNTY, MICHIGAN					
Organization:	40303 - Corrective Services						
Fund:	10100 - General						
		FY2015 AND FY2016 AND FY2017 Adopted Budget					

Account Number/Description		FY 2013 Actual	FY 2014			FY 2015 Adopted	FY 2016 Adopted	FY 2017 Adopted
			Adopted Budget	Amended Budget As Of 6/30	Estimated Actual			
730373	Contracted Services	5,910,523	7,819,094	7,729,741	7,000,000	7,405,711	7,405,711	7,405,711
730548	Drug Testing	11,264	0	0	0	0	0	0
730646	Equipment Maintenance	21,645	30,000	30,000	30,000	30,000	30,000	30,000
730877	Hospitalization of Prisoners	53,316	0	0	0	0	0	0
730982	Interpreter Fees	1,815	0	0	5,264	0	0	0
731024	K-9 Program	609	0	0	0	0	0	0
731059	Laundry and Cleaning	1,392	29,000	29,000	2,000	29,000	29,000	29,000
731185	Medical Exam	11,335	0	0	0	0	0	0
731199	Medical Services Physicians	2,682	0	0	0	0	0	0
731241	Miscellaneous	0	0	0	80	0	0	0
731304	Officers Training	38,201	0	0	40,000	0	0	0
731346	Personal Mileage	984	2,320	2,320	2,320	2,320	2,320	2,320
731388	Printing	104	2,000	2,000	2,000	2,000	2,000	2,000
731402	Prisoner Housing-Outside Co	0	100,000	100,000	0	100,000	100,000	100,000
731458	Professional Services	11,076	0	0	2,118	0	0	0
731878	Sublet Repairs	169	0	0	0	0	0	0
732004	Transportation of Prisoners	1,772	22,000	22,000	3,500	22,000	22,000	22,000
732018	Travel and Conference	0	0	0	8	0	0	0
732020	Travel Employee Taxable Meals	131	0	0	195	0	0	0
732130	Watershed-Huron River	0	0	0	328	0	0	0
732165	Workshops and Meeting	41	0	0	0	0	0	0
		6,069,016	8,004,414	7,915,061	7,098,875	7,591,031	7,591,031	7,591,031
Commodities								
750021	Bedding and Linen	109,407	100,000	100,000	100,000	100,000	100,000	100,000
750049	Computer Supplies	21,073	30,000	30,000	30,000	30,000	30,000	30,000
750056	Culinary Supplies	14,284	30,000	30,000	15,000	30,000	30,000	30,000
750063	Custodial Supplies	198,843	205,000	205,000	205,000	205,000	205,000	205,000
750119	Dry Goods and Clothing	107,575	100,000	100,000	100,000	100,000	100,000	100,000
750170	Other Expendable Equipment	51,273	115,000	130,520	200,000	115,000	115,000	115,000
750217	Groceries	255	10,000	10,000	10,000	10,000	10,000	10,000
750301	Medical Supplies	4,199	0	0	0	0	0	0
750399	Office Supplies	60,914	40,000	40,000	11,569	40,000	40,000	40,000
750462	Provisions	0	10,000	10,000	10,000	10,000	10,000	10,000
		567,824	640,000	655,520	681,569	640,000	640,000	640,000
Capital Outlay								
760126	Capital Outlay Miscellaneous	3,799	0	0	0	0	0	0
		3,799	0	0	0	0	0	0
Operating Expenses		6,640,638	8,644,414	8,570,581	7,780,444	8,231,031	8,231,031	8,231,031

Department:	Sheriff	OAKLAND COUNTY, MICHIGAN
Organization:	40303 - Corrective Services	
Fund:	10100 - General	
		FY2015 AND FY2016 AND FY2017 Adopted Budget

Account Number/Description	FY 2013 Actual	FY 2014			FY 2015 Adopted	FY 2016 Adopted	FY 2017 Adopted	
		Adopted Budget	Amended Budget As Of 6/30	Estimated Actual				
Internal Support								
Internal Services								
770631	Bldg Space Cost Allocation	3,670,395	4,229,458	4,229,458	4,229,458	3,575,754	4,251,089	4,269,065
770667	Convenience Copier	11,734	19,342	19,342	(90)	0	0	0
772618	Equipment Rental	2,160	2,160	2,160	2,160	2,160	2,160	2,160
773530	CLEMIS Development	287,808	0	0	0	0	0	0
773535	Info Tech CLEMIS	15,048	15,391	15,391	40,000	15,447	16,018	16,018
773630	Info Tech Development	27,610	0	268,486	268,486	0	0	0
774636	Info Tech Operations	2,837,695	2,991,160	2,991,160	2,848,512	3,026,601	3,026,601	3,026,601
774637	Info Tech Managed Print Svcs	0	0	0	25,000	92,737	92,737	92,737
774677	Insurance Fund	104,943	104,739	104,739	104,739	105,089	105,105	105,120
775754	Maintenance Department Charges	205,359	0	112,461	112,461	0	0	0
776659	Motor Pool Fuel Charges	30,000	31,367	31,367	31,367	25,073	31,943	31,943
776661	Motor Pool	114,344	110,514	110,514	110,514	75,543	75,543	75,543
777560	Radio Communications	135,939	0	0	112,381	152,371	152,371	152,371
778675	Telephone Communications	23,488	24,933	24,933	24,933	24,353	24,353	24,353
		7,466,523	7,529,064	7,910,011	7,909,921	7,095,128	7,777,920	7,795,911
		7,466,523	7,529,064	7,910,011	7,909,921	7,095,128	7,777,920	7,795,911
Internal Support								
Transfers/Other Sources (Uses)								
Transfers Out								
788001	Transfers Out	56,302	0	49,253	49,253	0	0	0
		56,302	0	49,253	49,253	0	0	0
		56,302	0	49,253	49,253	0	0	0
		46,207,318	47,790,393	48,146,760	46,940,683	45,570,821	46,253,613	46,271,604

Department:	Sheriff	OAKLAND COUNTY, MICHIGAN
Organization:	40304 - Corrective Services-Satellite	
Fund:	10100 - General	
		FY2015 AND FY2016 AND FY2017 Adopted Budget

Account Number/Description	FY 2013 Actual	FY 2014			FY 2015 Adopted	FY 2016 Adopted	FY 2017 Adopted
		Adopted Budget	Amended Budget As Of 6/30	Estimated Actual			
Revenues							
Revenue							
Charges for Services							
630140 Board and Care	117,183	161,659	161,659	100,000	161,659	161,659	161,659
631806 Reimb Court Services	263,348	319,709	361,522	290,000	415,157	416,131	417,108
631869 Reimb Salaries	9,792	0	0	9,000	0	0	0
	390,323	481,368	523,181	399,000	576,816	577,790	578,767
Revenue	390,323	481,368	523,181	399,000	576,816	577,790	578,767
Other Financing Sources							
Transfers In							
695500 Transfers In	0	0	41,589	41,589	41,589	41,589	41,589
	0	0	41,589	41,589	41,589	41,589	41,589
Other Financing Sources	0	0	41,589	41,589	41,589	41,589	41,589
Grand Total Revenues	390,323	481,368	564,770	440,589	618,405	619,379	620,356

Expenditures

Personnel							
Salaries							
702010 Salaries Regular	5,873,266	6,909,986	6,985,062	6,561,877	7,069,067	7,069,067	7,069,067
702030 Holiday	189,490	0	0	0	0	0	0
702050 Annual Leave	381,447	0	0	0	0	0	0
702080 Sick Leave	116,776	0	0	0	0	0	0
702085 Fitness Leave	1,135	11,016	11,016	11,016	11,016	11,016	11,016
702086 Comp Time	114	0	0	0	0	0	0
702120 Jury Duty	105	0	0	0	0	0	0
702140 Other Miscellaneous Salaries	55,812	0	0	0	0	0	0
702190 Workers Compensation Pay	889	0	0	0	0	0	0
702200 Death Leave	11,261	0	0	0	0	0	0
702210 Holiday Leave	49,717	0	0	0	0	0	0
702240 Salary Adjustments	0	27,924	27,924	27,924	27,924	27,924	27,924
702360 Short Term Disability	(1,080)	0	0	0	0	0	0
712020 Overtime	819,374	279,800	280,220	1,053,183	279,800	279,800	279,800
712040 Holiday Overtime	90,463	81,600	81,600	81,600	81,600	81,600	81,600
712090 On Call	0	5,600	5,600	0	5,600	5,600	5,600
	7,588,770	7,315,926	7,391,422	7,735,600	7,475,007	7,475,007	7,475,007

Fringe Benefits

Department:	Sheriff	OAKLAND COUNTY, MICHIGAN					
Organization:	40304 - Corrective Services-Satellite						
Fund:	10100 - General						
		FY2015 AND FY2016 AND FY2017 Adopted Budget					

Account Number/Description	FY 2013 Actual	FY 2014			FY 2015 Adopted	FY 2016 Adopted	FY 2017 Adopted
		Adopted Budget	Amended Budget As Of 6/30	Estimated Actual			
722750 Workers Compensation	189,581	172,332	173,346	194,906	179,045	179,045	179,045
722760 Group Life	17,104	17,346	17,346	16,683	17,511	17,511	17,511
722770 Retirement	2,269,748	1,995,165	1,997,042	2,265,745	1,658,448	1,658,448	1,658,448
722780 Hospitalization	1,299,635	1,361,511	1,361,511	1,331,957	1,389,482	1,389,482	1,389,482
722790 Social Security	497,270	450,022	451,111	501,652	453,868	453,868	453,868
722800 Dental	96,259	99,550	99,550	97,559	104,243	104,243	104,243
722810 Disability	81,944	81,663	81,663	79,974	82,020	82,020	82,020
722820 Unemployment Insurance	27,791	22,088	22,328	24,812	22,593	22,593	22,593
722850 Optical	8,368	8,725	8,725	9,043	9,974	9,974	9,974
722900 Fringe Benefit Adjustments	0	155,402	155,402	0	127,928	127,928	127,928
	4,487,700	4,363,804	4,368,024	4,522,331	4,045,112	4,045,112	4,045,112
Personnel	12,076,470	11,679,730	11,759,446	12,257,931	11,520,119	11,520,119	11,520,119
Operating Expenses							
Contractual Services							
730114 Auction Expense	1,500	0	0	0	0	0	0
730646 Equipment Maintenance	28,497	22,000	22,000	22,000	22,000	22,000	22,000
731059 Laundry and Cleaning	25,400	50,500	50,500	25,000	50,500	50,500	50,500
731304 Officers Training	1,190	0	0	0	0	0	0
731346 Personal Mileage	540	0	0	0	0	0	0
731388 Printing	0	4,250	4,250	4,250	4,250	4,250	4,250
731458 Professional Services	839	0	0	1,153	0	0	0
732020 Travel Employee Taxable Meals	6,338	0	0	6,000	0	0	0
	64,303	76,750	76,750	58,403	76,750	76,750	76,750
Commodities							
750021 Bedding and Linen	11,960	2,000	2,000	2,000	2,000	2,000	2,000
750063 Custodial Supplies	62,873	0	0	50,000	0	0	0
750070 Deputy Supplies	0	0	826	0	0	0	0
750119 Dry Goods and Clothing	31,385	2,000	2,000	4,500	2,000	2,000	2,000
750170 Other Expendable Equipment	1,768	0	0	1,452	0	0	0
750399 Office Supplies	10,378	0	0	1,043	0	0	0
750581 Uniforms	0	0	984	0	0	0	0
	118,365	4,000	5,810	58,995	4,000	4,000	4,000
Operating Expenses	182,667	80,750	82,560	117,398	80,750	80,750	80,750
Internal Support							
Internal Services							
770631 Bldg Space Cost Allocation	857,251	983,730	983,730	983,730	851,670	1,012,521	1,016,802
770667 Convenience Copier	860	2,575	2,575	2,575	0	0	0
774677 Insurance Fund	2,200	2,267	4,143	2,267	2,152	2,198	2,245

Department:	Sheriff	OAKLAND COUNTY, MICHIGAN
Organization:	40304 - Corrective Services-Satellite	
Fund:	10100 - General	
		FY2015 AND FY2016 AND FY2017 Adopted Budget

Account Number/Description	FY 2013 Actual	FY 2014			FY 2015 Adopted	FY 2016 Adopted	FY 2017 Adopted
		Adopted Budget	Amended Budget As Of 6/30	Estimated Actual			
775754 Maintenance Department Charges	3,071	0	2,789	2,789	0	0	0
776659 Motor Pool Fuel Charges	33,582	31,367	31,367	50,000	36,420	46,400	46,400
776661 Motor Pool	74,015	71,047	71,047	90,000	74,817	74,817	74,817
778675 Telephone Communications	13,257	13,648	13,648	13,648	14,186	14,186	14,186
	984,235	1,104,634	1,109,299	1,145,009	979,245	1,150,122	1,154,450
Internal Support	984,235	1,104,634	1,109,299	1,145,009	979,245	1,150,122	1,154,450
Grand Total Expenditures	13,243,372	12,865,114	12,951,305	13,520,338	12,580,114	12,750,991	12,755,319

Department:	Sheriff	OAKLAND COUNTY, MICHIGAN
Organization:	40305 - Sheriff Emerg Resp and Prepare	
Fund:	10100 - General	
		FY2015 AND FY2016 AND FY2017 Adopted Budget

Account Number/Description	FY 2013 Actual	FY 2014			FY 2015 Adopted	FY 2016 Adopted	FY 2017 Adopted
		Adopted Budget	Amended Budget As Of 6/30	Estimated Actual			

Revenues

Revenue

Charges for Services

630238	Civil Action Service Fees	798,028	964,000	964,000	575,000	864,000	864,000	864,000
630539	Dispatch Services	976,200	1,101,898	1,141,872	1,141,872	1,122,502	1,100,000	1,152,416
631827	Reimb General	147	0	0	229	0	0	0
		1,774,374	2,065,898	2,105,872	1,717,101	1,986,502	1,964,000	2,016,416
Revenue		1,774,374	2,065,898	2,105,872	1,717,101	1,986,502	1,964,000	2,016,416

Other Financing Sources

Transfers In

695500	Transfers In	130,887	0	4,720	4,720	0	0	0
		130,887	0	4,720	4,720	0	0	0
Other Financing Sources		130,887	0	4,720	4,720	0	0	0
Grand Total Revenues		1,905,261	2,065,898	2,110,592	1,721,821	1,986,502	1,964,000	2,016,416

Expenditures

Personnel

Salaries

702010	Salaries Regular	2,566,611	3,295,597	3,307,894	3,032,689	3,568,757	3,568,757	3,605,647
702030	Holiday	101,574	0	0	0	0	0	0
702050	Annual Leave	176,224	0	0	0	0	0	0
702080	Sick Leave	60,368	0	0	0	0	0	0
702085	Fitness Leave	624	3,672	3,672	3,672	3,672	3,672	3,672
702100	Retroactive	1,039	0	0	0	0	0	0
702120	Jury Duty	226	0	0	0	0	0	0
702130	Shift Premium	35,984	26,660	26,660	26,660	26,660	26,660	26,660
702140	Other Miscellaneous Salaries	33,500	0	0	0	0	0	0
702200	Death Leave	5,837	0	0	0	0	0	0
702210	Holiday Leave	33,325	0	0	0	0	0	0
702240	Salary Adjustments	0	15,671	15,671	15,671	15,671	15,671	15,671
712020	Overtime	454,082	668,961	719,143	617,450	775,349	775,053	758,963
712040	Holiday Overtime	88,633	29,800	29,800	29,800	29,800	29,800	29,800
712090	On Call	3,500	5,600	5,600	4,667	5,600	5,600	5,600
		3,561,528	4,045,961	4,108,440	3,730,609	4,425,509	4,425,213	4,446,013

Fringe Benefits

722750	Workers Compensation	86,802	80,794	80,960	91,797	84,254	84,254	84,752
--------	----------------------	--------	--------	--------	--------	--------	--------	--------

Department:	Sheriff	OAKLAND COUNTY, MICHIGAN					
Organization:	40305 - Sheriff Emerg Resp and Prepare						
Fund:	10100 - General						
		FY2015 AND FY2016 AND FY2017 Adopted Budget					

Account Number/Description	FY 2013 Actual	FY 2014			FY 2015 Adopted	FY 2016 Adopted	FY 2017 Adopted
		Adopted Budget	Amended Budget As Of 6/30	Estimated Actual			
722760 Group Life	9,196	10,099	10,136	9,939	11,041	11,041	11,152
722770 Retirement	1,382,577	1,261,289	1,265,617	1,403,656	1,102,113	1,102,113	1,115,098
722780 Hospitalization	713,648	850,717	855,171	775,310	864,834	864,834	878,196
722790 Social Security	266,518	251,019	251,960	277,682	271,893	271,893	274,715
722800 Dental	54,389	62,591	62,845	58,186	65,540	65,540	66,302
722810 Disability	42,265	47,366	47,534	45,127	51,350	51,350	51,855
722820 Unemployment Insurance	13,005	10,538	10,577	11,890	11,415	11,415	11,533
722850 Optical	4,675	5,540	5,577	5,054	5,874	5,874	5,984
722900 Fringe Benefit Adjustments	0	343,470	343,470	0	271,426	271,426	271,426
	2,573,076	2,923,423	2,933,847	2,678,641	2,739,740	2,739,740	2,771,013
Personnel	6,134,604	6,969,384	7,042,287	6,409,250	7,165,249	7,164,953	7,217,026

Operating Expenses

Contractual Services

730037 Adj Prior Years Exp	373	0	0	4,459	0	0	0
730114 Auction Expense	13,500	14,400	14,400	14,400	14,400	14,400	14,400
730611 Employees Medical Exams	31,431	68,649	68,649	39,738	64,712	64,712	64,712
730646 Equipment Maintenance	94,827	26,000	26,000	101,423	66,000	66,000	66,000
730653 Equipment Rental	8,400	0	0	4,200	0	0	0
730716 Fees Civil Service	739,559	864,000	864,000	500,000	764,000	764,000	764,000
731213 Membership Dues	10	0	0	421	0	0	0
731297 Officer Fees	0	10,080	10,080	10,080	0	0	0
731304 Officers Training	84,203	66,920	66,920	66,920	87,000	87,000	87,000
731346 Personal Mileage	729	0	0	833	0	0	0
731388 Printing	0	510	510	510	510	510	510
731458 Professional Services	0	14,000	45,200	45,200	54,000	54,000	54,000
731773 Software Rental Lease Purchase	76,887	0	0	0	0	0	0
731780 Software Support Maintenance	0	0	0	48,930	0	0	0
732020 Travel Employee Taxable Meals	0	0	0	71	0	0	0
732060 Uniform Cleaning	95	0	0	0	0	0	0
	1,050,013	1,064,559	1,095,759	837,185	1,050,622	1,050,622	1,050,622

Commodities

750399 Office Supplies	18,290	3,000	3,000	3,000	3,000	3,000	3,000
750462 Provisions	0	1,000	1,000	1,000	1,000	1,000	1,000
750567 Training-Educational Supplies	0	1,000	1,000	1,000	1,000	1,000	1,000
750581 Uniforms	0	8,375	8,541	8,541	8,500	8,500	9,000
	18,290	13,375	13,541	13,541	13,500	13,500	14,000

Operating Expenses

Internal Support

	1,068,304	1,077,934	1,109,300	850,726	1,064,122	1,064,122	1,064,622
--	------------------	------------------	------------------	----------------	------------------	------------------	------------------

Department:	Sheriff	OAKLAND COUNTY, MICHIGAN
Organization:	40305 - Sheriff Emerg Resp and Prepare	
Fund:	10100 - General	
		FY2015 AND FY2016 AND FY2017 Adopted Budget

Account Number/Description	FY 2013 Actual	FY 2014			FY 2015 Adopted	FY 2016 Adopted	FY 2017 Adopted
		Adopted Budget	Amended Budget As Of 6/30	Estimated Actual			
Internal Services							
770631 Bldg Space Cost Allocation	114,478	123,799	123,799	123,799	97,360	115,748	116,238
770667 Convenience Copier	1,768	2,119	2,119	0	0	0	0
772618 Equipment Rental	22,800	22,800	22,800	22,800	22,800	22,800	22,800
774636 Info Tech Operations	4,047	4,266	4,266	64,000	4,259	4,259	4,259
774637 Info Tech Managed Print Svcs	0	0	0	6,000	3,251	3,251	3,251
774677 Insurance Fund	7,854	7,858	7,858	7,858	7,858	7,858	7,858
777560 Radio Communications	0	0	0	149	0	0	0
778675 Telephone Communications	7,106	6,978	6,978	11,313	10,514	10,514	10,514
	158,053	167,820	167,820	235,919	146,042	164,430	164,920
Internal Support	158,053	167,820	167,820	235,919	146,042	164,430	164,920
Grand Total Expenditures	7,360,961	8,215,138	8,319,407	7,495,895	8,375,413	8,393,505	8,446,568

Department:	Sheriff	OAKLAND COUNTY, MICHIGAN
Organization:	40306 - Patrol Services	
Fund:	10100 - General	
		FY2015 AND FY2016 AND FY2017 Adopted Budget

Account Number/Description	FY 2013 Actual	FY 2014			FY 2015 Adopted	FY 2016 Adopted	FY 2017 Adopted
		Adopted Budget	Amended Budget As Of 6/30	Estimated Actual			

Revenues

Revenue

Federal Grants

610313	Federal Operating Grants	8,736	0	0	0	0	0	0
		8,736	0	0	0	0	0	0

State Grants

615571	State Operating Grants	900	0	400	400	0	0	0
		900	0	400	400	0	0	0

Other Intergovern. Revenues

626619	Marine Safety	215,321	200,000	200,000	200,000	200,000	200,000	200,000
		215,321	200,000	200,000	200,000	200,000	200,000	200,000

Charges for Services

630686	Fee Income	5,814	0	0	5,900	0	0	0
630973	Inspection of Boat Livery	54	1,000	1,000	100	1,000	1,000	1,000
631113	Liquor Control Sheriff	12,186	0	0	1,000	0	0	0
631253	Miscellaneous	2	1,000	1,000	1,000	1,000	1,000	1,000
631428	OUIL Third Offense	0	35,000	35,000	0	35,000	35,000	35,000
631771	Reimb 3rd Party	1,817	0	0	0	0	0	0
631869	Reimb Salaries	4,631,888	4,516,151	4,600,998	4,600,998	4,628,734	4,628,734	4,628,734
632093	Sheriff Special Deputies	39,492,822	40,588,971	40,386,711	40,386,711	41,563,941	41,453,782	41,453,782
632506	Wrecker Service	2,351	6,000	6,000	6,000	6,000	6,000	6,000
633470	Restr Sheriff Auto Theft Prev	200	0	0	0	0	0	0
		44,147,134	45,148,122	45,030,709	45,001,709	46,235,675	46,125,516	46,125,516

Other Revenues

670228	County Auction	0	6,000	6,000	6,000	6,000	6,000	6,000
670570	Refund Prior Years Expenditure	11,891	0	0	0	0	0	0
		11,891	6,000	6,000	6,000	6,000	6,000	6,000

Revenue

Other Financing Sources

Transfers In

695500	Transfers In	215,500	0	312,008	312,008	9,430	9,430	9,430
		215,500	0	312,008	312,008	9,430	9,430	9,430

Other Financing Sources

Grand Total Revenues

		44,599,483	45,354,122	45,549,117	45,520,117	46,451,105	46,340,946	46,340,946
--	--	-------------------	-------------------	-------------------	-------------------	-------------------	-------------------	-------------------

Department:	Sheriff	OAKLAND COUNTY, MICHIGAN
Organization:	40306 - Patrol Services	
Fund:	10100 - General	
		FY2015 AND FY2016 AND FY2017 Adopted Budget

Account Number/Description	FY 2013 Actual	FY 2014			FY 2015 Adopted	FY 2016 Adopted	FY 2017 Adopted
		Adopted Budget	Amended Budget As Of 6/30	Estimated Actual			

Expenditures

Personnel

Salaries

702010	Salaries Regular	18,645,201	23,065,595	22,987,424	22,099,490	23,594,994	23,546,862	23,547,602
702030	Holiday	734,983	0	0	0	0	0	0
702050	Annual Leave	1,436,564	0	0	0	0	0	0
702080	Sick Leave	394,227	0	0	0	0	0	0
702085	Fitness Leave	4,633	33,966	33,966	33,966	33,966	33,966	33,966
702086	Comp Time	1,678	0	0	0	0	0	0
702100	Retroactive	170	0	0	0	0	0	0
702120	Jury Duty	767	0	0	0	0	0	0
702130	Shift Premium	10	0	0	0	0	0	0
702140	Other Miscellaneous Salaries	371,121	0	0	0	0	0	0
702190	Workers Compensation Pay	68,094	0	0	0	0	0	0
702200	Death Leave	34,952	0	0	0	0	0	0
702210	Holiday Leave	121,513	0	0	0	0	0	0
702240	Salary Adjustments	0	94,752	94,752	94,752	94,752	94,752	94,752
702360	Short Term Disability	1,953	0	0	0	0	0	0
712020	Overtime	3,052,346	4,301,557	4,295,820	3,429,514	4,306,370	4,292,664	4,292,664
712040	Holiday Overtime	477,424	278,200	278,200	278,200	278,200	278,200	278,200
712090	On Call	25,200	6,900	6,900	17,733	6,900	6,900	6,900
		25,370,836	27,780,970	27,697,062	25,953,655	28,315,182	28,253,344	28,254,084

Fringe Benefits

722750	Workers Compensation	652,939	596,009	595,193	663,084	606,966	606,306	606,316
722760	Group Life	64,224	67,759	67,486	65,736	69,431	69,192	69,192
722770	Retirement	9,337,073	8,202,135	8,143,711	9,170,536	6,703,115	6,689,554	6,689,574
722780	Hospitalization	4,592,150	4,997,787	4,987,683	4,874,850	5,162,848	5,151,953	5,151,953
722790	Social Security	1,859,948	1,701,410	1,694,534	1,928,319	1,735,221	1,731,493	1,731,503
722800	Dental	346,289	376,549	374,795	366,920	398,656	398,034	398,034
722810	Disability	305,400	319,229	317,872	312,008	325,216	324,551	324,551
722820	Unemployment Insurance	92,907	73,741	73,383	81,951	75,391	75,237	75,239
722850	Optical	29,112	31,786	31,751	30,641	34,009	33,919	33,919
722900	Fringe Benefit Adjustments	0	1,969,465	1,969,465	0	1,621,369	1,621,369	1,621,369
		17,280,043	18,335,870	18,255,873	17,494,045	16,732,222	16,701,608	16,701,650

Personnel

Operating Expenses

Contractual Services

730037	Adj Prior Years Exp	1,000	0	0	0	0	0	0
--------	---------------------	-------	---	---	---	---	---	---

Department:	Sheriff	OAKLAND COUNTY, MICHIGAN						
Organization:	40306 - Patrol Services							
Fund:	10100 - General							
		FY2015 AND FY2016 AND FY2017 Adopted Budget						

Account Number/Description	FY 2013 Actual	FY 2014			FY 2015 Adopted	FY 2016 Adopted	FY 2017 Adopted
		Adopted Budget	Amended Budget As Of 6/30	Estimated Actual			
730044 Adj Prior Years Revenue	58,040	0	0	64,200	0	0	0
730114 Auction Expense	0	1,000	1,000	1,000	1,000	1,000	1,000
730303 Clothing Allowance	19,544	15,825	15,825	22,000	15,825	15,825	15,825
730324 Communications	0	1,000	1,000	350	1,000	1,000	1,000
730611 Employees Medical Exams	330	0	0	0	0	0	0
730646 Equipment Maintenance	207,705	172,886	798,414	722,991	172,886	172,886	172,886
730653 Equipment Rental	0	32,460	30,651	10,000	29,614	29,539	29,539
730772 Freight and Express	15	0	0	0	0	0	0
730940 Insurance	0	1,000	1,000	1,000	1,000	1,000	1,000
730982 Interpreter Fees	2,578	0	0	0	0	0	0
731024 K-9 Program	90,618	47,500	57,470	83,000	47,500	47,500	47,500
731213 Membership Dues	925	0	0	0	0	0	0
731241 Miscellaneous	423	0	0	0	0	0	0
731283 North Oakland Sub-Station	4,918	11,000	11,000	11,000	11,000	11,000	11,000
731304 Officers Training	17,519	29,823	29,823	29,823	29,823	29,823	29,823
731458 Professional Services	525	0	0	350	0	0	0
731626 Rent	28,404	83,740	83,740	45,000	83,740	83,740	83,740
731934 Towing and Storage Fees	8,352	8,000	8,000	8,000	8,000	8,000	8,000
732004 Transportation of Prisoners	14	0	0	0	0	0	0
732018 Travel and Conference	106	1,000	1,000	977	1,000	1,000	1,000
732020 Travel Employee Taxable Meals	199	0	0	100	0	0	0
732060 Uniform Cleaning	212	3,112	3,112	3,112	3,112	3,112	3,112
	441,428	408,346	1,042,035	1,002,903	405,500	405,425	405,425
Commodities							
750063 Custodial Supplies	5,625	8,200	8,200	8,200	8,200	8,200	8,200
750070 Deputy Supplies	109,808	25,604	63,090	62,821	26,261	25,938	25,946
750084 Diving Supplies	12,350	8,000	8,000	8,000	8,000	8,000	8,000
750154 Expendable Equipment	83,000	0	0	0	0	0	0
750170 Other Expendable Equipment	4,476	0	40,000	40,000	10,000	10,000	10,000
750210 Gasoline Charges	54,712	50,239	50,239	50,239	50,239	50,239	50,239
750280 Laboratory Supplies	763	0	0	0	0	0	0
750301 Medical Supplies	0	500	500	500	500	500	500
750399 Office Supplies	44,901	31,100	31,100	31,100	31,100	31,100	31,100
750427 Photographic Supplies	1,142	0	0	269	0	0	0
750497 Shop Supplies	99	500	500	500	500	500	500
750581 Uniforms	32,022	49,186	59,588	59,588	49,983	49,591	49,601
	348,898	173,329	261,217	261,217	184,783	184,068	184,086
Capital Outlay							
760051 Boats	39,960	56,995	56,995	56,995	56,995	56,995	56,995

Department:	Sheriff	OAKLAND COUNTY, MICHIGAN
Organization:	40306 - Patrol Services	
Fund:	10100 - General	
		FY2015 AND FY2016 AND FY2017 Adopted Budget

Account Number/Description	FY 2013 Actual	FY 2014			FY 2015 Adopted	FY 2016 Adopted	FY 2017 Adopted
		Adopted Budget	Amended Budget As Of 6/30	Estimated Actual			
760126 Capital Outlay Miscellaneous	4,228	0	0	0	0	0	0
	44,188	56,995	56,995	56,995	56,995	56,995	56,995
Operating Expenses	834,514	638,670	1,360,247	1,321,115	647,278	646,488	646,506
Internal Support							
Internal Services							
770631 Bldg Space Cost Allocation	101,721	103,438	103,438	103,438	97,168	115,520	116,008
770667 Convenience Copier	2,550	7,851	7,851	160	0	0	0
772618 Equipment Rental	343,876	400,000	400,270	400,270	401,848	401,848	401,848
773535 Info Tech CLEMIS	116,050	122,203	121,846	121,846	124,494	128,941	128,941
773630 Info Tech Development	39,777	0	8,340	8,340	0	0	0
773637 Info Tech Equipment Rental	221,105	218,800	218,800	218,800	218,800	218,800	218,800
774636 Info Tech Operations	178,624	248,415	248,415	185,000	162,610	162,610	162,610
774637 Info Tech Managed Print Svcs	0	0	0	13,000	21,663	21,663	21,663
774677 Insurance Fund	201,342	227,591	226,351	226,351	244,968	260,951	265,050
776659 Motor Pool Fuel Charges	1,089,302	1,060,580	1,060,580	1,299,000	1,055,307	1,344,501	1,344,501
776661 Motor Pool	2,577,584	2,108,479	2,111,460	2,600,000	2,410,068	2,400,705	2,400,705
777560 Radio Communications	22,685	27,040	27,040	27,040	35,994	35,994	35,994
778675 Telephone Communications	48,208	49,801	49,801	49,801	65,816	65,816	65,816
	4,942,825	4,574,198	4,584,192	5,253,046	4,838,736	5,157,349	5,161,936
Internal Support	4,942,825	4,574,198	4,584,192	5,253,046	4,838,736	5,157,349	5,161,936
Transfers/Other Sources (Uses)							
Transfers Out							
788001 Transfers Out	181,385	36,695	268,212	268,212	40,595	0	0
	181,385	36,695	268,212	268,212	40,595	0	0
Transfers/Other Sources (Uses)	181,385	36,695	268,212	268,212	40,595	0	0
Grand Total Expenditures	48,609,602	51,366,403	52,165,586	50,290,073	50,574,013	50,758,789	50,764,176

Department:	Sheriff	OAKLAND COUNTY, MICHIGAN
Organization:	40309 - Investigative/Forensic Service	
Fund:	10100 - General	
		FY2015 AND FY2016 AND FY2017 Adopted Budget

Account Number/Description	FY 2013 Actual	FY 2014			FY 2015 Adopted	FY 2016 Adopted	FY 2017 Adopted
		Adopted Budget	Amended Budget As Of 6/30	Estimated Actual			

Revenues

Revenue

Charges for Services

630350	Confiscated Property	9,493	500	500	10,626	500	500	500
630563	Drug Testing	827,813	683,892	683,892	845,000	713,892	713,892	713,892
630791	Forensic Lab Fees	0	43,999	43,999	0	43,999	43,999	43,999
631253	Miscellaneous	7,335	0	0	1,398	0	0	0
631729	Refund Forensic Lab Fees	0	50,000	50,000	0	50,000	50,000	50,000
631750	Refunds NET	11,775	5,000	5,000	5,000	5,000	5,000	5,000
631869	Reimb Salaries	28,370	0	0	30,000	0	0	0
		884,787	783,391	783,391	892,024	813,391	813,391	813,391

Investment Income

655616	Interest Credited	23	0	0	0	0	0	0
		23	0	0	0	0	0	0

Other Revenues

670228	County Auction	7,417	0	0	0	0	0	0
670570	Refund Prior Years Expenditure	52,213	0	0	56,188	0	0	0
		59,631	0	0	56,188	0	0	0

Revenue

Other Financing Sources

Transfers In

695500	Transfers In	488,756	140,428	452,952	452,952	93,309	93,309	93,309
		488,756	140,428	452,952	452,952	93,309	93,309	93,309

Other Financing Sources

Grand Total Revenues

		944,440	783,391	783,391	948,212	813,391	813,391	813,391
		1,433,196	923,819	1,236,343	1,401,164	906,700	906,700	906,700

Expenditures

Personnel

Salaries

702010	Salaries Regular	3,431,976	4,222,593	4,222,593	4,188,739	4,404,708	4,404,708	4,404,708
702030	Holiday	159,180	0	0	0	0	0	0
702050	Annual Leave	279,231	0	0	0	0	0	0
702080	Sick Leave	69,736	0	0	0	0	0	0
702085	Fitness Leave	1,135	19,278	19,278	19,278	19,278	19,278	19,278
702120	Jury Duty	243	0	0	0	0	0	0
702140	Other Miscellaneous Salaries	60,316	0	0	0	0	0	0

Department:	Sheriff	OAKLAND COUNTY, MICHIGAN						
Organization:	40309 - Investigative/Forensic Service							
Fund:	10100 - General							
		FY2015 AND FY2016 AND FY2017 Adopted Budget						

Account Number/Description	FY 2013 Actual	FY 2014			FY 2015 Adopted	FY 2016 Adopted	FY 2017 Adopted
		Adopted Budget	Amended Budget As Of 6/30	Estimated Actual			
702190 Workers Compensation Pay	2,344	0	0	0	0	0	0
702200 Death Leave	3,373	0	0	0	0	0	0
702210 Holiday Leave	8,884	0	0	0	0	0	0
702240 Salary Adjustments	0	2,199	2,199	2,199	2,199	2,199	2,199
712020 Overtime	408,522	413,600	413,600	470,559	413,600	413,600	413,600
712040 Holiday Overtime	8,282	42,500	42,500	42,500	42,500	42,500	42,500
712090 On Call	4,900	6,300	6,300	3,733	6,300	6,300	6,300
	4,438,123	4,706,470	4,706,470	4,727,008	4,888,585	4,888,585	4,888,585
<u>Fringe Benefits</u>							
722750 Workers Compensation	100,232	94,713	94,713	108,403	101,528	101,528	101,528
722760 Group Life	11,955	12,936	12,936	12,605	13,406	13,406	13,406
722770 Retirement	1,637,906	1,532,288	1,532,288	1,682,141	1,282,518	1,282,518	1,282,518
722780 Hospitalization	810,804	921,626	921,626	861,627	925,566	925,566	925,566
722790 Social Security	327,777	321,985	321,985	352,259	331,973	331,973	331,973
722800 Dental	58,808	65,649	65,649	64,329	70,605	70,605	70,605
722810 Disability	56,308	60,962	60,962	58,693	62,571	62,571	62,571
722820 Unemployment Insurance	16,149	13,515	13,515	14,948	14,087	14,087	14,087
722850 Optical	5,189	5,996	5,996	5,492	6,226	6,226	6,226
722900 Fringe Benefit Adjustments	0	196,123	196,123	0	161,459	161,459	161,459
	3,025,129	3,225,793	3,225,793	3,160,497	2,969,939	2,969,939	2,969,939
Personnel	7,463,252	7,932,263	7,932,263	7,887,505	7,858,524	7,858,524	7,858,524
<u>Operating Expenses</u>							
<u>Contractual Services</u>							
730114 Auction Expense	358	0	0	284	0	0	0
730121 Bank Charges	724	0	0	0	0	0	0
730240 Cash Shortage	20	0	0	0	0	0	0
730303 Clothing Allowance	12,683	15,670	15,670	15,670	15,670	15,670	15,670
730324 Communications	0	0	0	1,980	20,000	20,000	20,000
730373 Contracted Services	0	80,000	80,000	30,000	106,000	106,000	106,000
730548 Drug Testing	246,471	150,396	150,396	200,396	180,396	180,396	180,396
730646 Equipment Maintenance	19,553	17,733	17,733	37,733	17,733	17,733	17,733
730653 Equipment Rental	0	12,000	12,000	12,000	12,000	12,000	12,000
730674 Evidence Fund NET	115,428	150,000	150,000	120,000	150,000	150,000	150,000
730695 Extradition Expense	1,022	12,000	12,000	7,000	12,000	12,000	12,000
731122 Liquor and Gambling Evidence	1,295	12,000	12,000	2,000	12,000	12,000	12,000
731213 Membership Dues	533	9,200	9,200	6,779	9,200	9,200	9,200
731304 Officers Training	5,773	0	0	5,739	0	0	0
731346 Personal Mileage	551	0	0	223	0	0	0
731388 Printing	0	5,100	5,100	1,000	5,100	5,100	5,100

Department:	Sheriff	OAKLAND COUNTY, MICHIGAN
Organization:	40309 - Investigative/Forensic Service	
Fund:	10100 - General	
		FY2015 AND FY2016 AND FY2017 Adopted Budget

Account Number/Description	FY 2013 Actual	FY 2014			FY 2015 Adopted	FY 2016 Adopted	FY 2017 Adopted
		Adopted Budget	Amended Budget As Of 6/30	Estimated Actual			
731458 Professional Services	217,104	45,000	139,825	215,000	45,000	45,000	45,000
731780 Software Support Maintenance	0	10,000	10,000	22,600	30,000	30,000	30,000
731934 Towing and Storage Fees	15,972	0	0	15,500	0	0	0
732018 Travel and Conference	20	10,000	16,775	16,861	10,000	10,000	10,000
732020 Travel Employee Taxable Meals	1,696	0	0	1,507	0	0	0
	639,204	529,099	650,699	712,272	625,099	625,099	625,099
Commodities							
750049 Computer Supplies	12,955	2,000	2,000	2,000	2,000	2,000	2,000
750063 Custodial Supplies	483	0	0	623	0	0	0
750070 Deputy Supplies	4,651	207	207	207	207	207	207
750154 Expendable Equipment	0	0	12,062	12,062	0	0	0
750170 Other Expendable Equipment	1,513	5,880	5,880	12,380	5,880	5,880	5,880
750189 Fingerprint Supplies	0	10,000	10,000	10,000	10,000	10,000	10,000
750203 Forensic Lab Enhancement	11,965	45,000	120,700	120,700	45,000	45,000	45,000
750280 Laboratory Supplies	101,468	101,792	101,792	149,000	221,792	221,792	221,792
750294 Material and Supplies	31,389	25,056	25,056	24,056	25,056	25,056	25,056
750399 Office Supplies	45,044	30,099	30,099	30,099	30,099	30,099	30,099
750427 Photographic Supplies	865	5,000	5,000	1,500	5,000	5,000	5,000
750462 Provisions	133	0	0	45	0	0	0
	210,465	225,034	312,796	362,672	345,034	345,034	345,034
Capital Outlay							
760126 Capital Outlay Miscellaneous	0	0	0	413,954	0	0	0
760157 Equipment	0	0	177,484	177,484	0	0	0
	0	0	177,484	591,438	0	0	0
Operating Expenses	849,669	754,133	1,140,979	1,666,382	970,133	970,133	970,133
Internal Support							
Internal Services							
770631 Bldg Space Cost Allocation	528,483	587,265	587,265	587,265	552,055	656,320	659,096
770667 Convenience Copier	9,287	12,851	12,851	1,000	0	0	0
773530 CLEMIS Development	8,122	0	0	0	0	0	0
774636 Info Tech Operations	103,559	62,282	62,282	140,000	72,040	72,040	72,040
774637 Info Tech Managed Print Svcs	0	0	0	15,000	16,896	16,896	16,896
774677 Insurance Fund	247,357	271,087	271,087	271,087	290,022	295,887	296,750
775754 Maintenance Department Charges	956	0	336	336	0	0	0
776659 Motor Pool Fuel Charges	176,355	172,908	172,908	225,000	183,595	233,083	233,083
776661 Motor Pool	631,445	528,891	528,891	631,000	586,253	586,253	586,253
777560 Radio Communications	21,007	0	0	18,000	17,767	17,767	17,767
778675 Telephone Communications	297,520	308,666	308,666	304,331	306,974	306,974	306,974

Department:	Sheriff	OAKLAND COUNTY, MICHIGAN
Organization:	40309 - Investigative/Forensic Service	
Fund:	10100 - General	
		FY2015 AND FY2016 AND FY2017 Adopted Budget

Account Number/Description	FY 2013 Actual	FY 2014			FY 2015 Adopted	FY 2016 Adopted	FY 2017 Adopted
		Adopted Budget	Amended Budget As Of 6/30	Estimated Actual			
	2,024,089	1,943,950	1,944,286	2,193,019	2,025,602	2,185,220	2,188,859
Internal Support	2,024,089	1,943,950	1,944,286	2,193,019	2,025,602	2,185,220	2,188,859
Transfers/Other Sources (Uses)							
Transfers Out							
788001 Transfers Out	1,281,378	334,086	815,267	815,267	334,086	334,086	334,086
	1,281,378	334,086	815,267	815,267	334,086	334,086	334,086
Transfers/Other Sources (Uses)	1,281,378	334,086	815,267	815,267	334,086	334,086	334,086
Grand Total Expenditures	11,618,388	10,964,432	11,832,795	12,562,173	11,188,345	11,347,963	11,351,602

Department:	201 - County Clerk	OAKLAND COUNTY, MICHIGAN					
General Fund / General Purpose		FY2015 AND FY2016 AND FY2017 Adopted Budget					

Account Number/Description	FY 2013 Actual	FY 2014			FY 2015 Adopted	FY 2016 Adopted	FY 2017 Adopted
		Adopted Budget	Amended Budget As Of 6/30	Estimated Actual			

Revenues

Revenue

Charges for Services

630021	Admission to the Bar	6,625	6,100	6,100	6,600	6,100	6,100	6,100
630091	Appeals Appellate Court	6,500	8,000	8,000	6,500	7,000	7,000	7,000
630119	Assumed Names	58,728	67,000	67,000	54,800	60,000	60,000	60,000
630147	Board of Canvasser Service Fee	7,325	13,000	13,000	0	11,000	13,000	13,000
630161	Bond Fees	62,455	55,000	55,000	55,000	55,000	55,000	55,000
630210	Certified Copies	1,234,144	1,000,000	1,000,000	1,100,000	1,000,000	1,000,000	1,000,000
630217	Chattel Mortgages	23,771	35,000	35,000	22,400	25,000	25,000	25,000
630231	Civil Action Entry Fees	406,852	400,000	400,000	380,900	400,000	400,000	400,000
630287	Co partnership New	1,410	2,000	2,000	1,300	2,000	2,000	2,000
630364	Construction Lien	1,330	1,500	1,500	1,500	1,500	1,500	1,500
630385	Costs	7,160	7,000	7,000	6,500	7,000	7,000	7,000
630441	CVR County Portion	35,496	20,000	20,000	35,000	20,000	20,000	20,000
630476	Deeds	457,927	500,000	500,000	400,000	450,000	450,000	450,000
630604	e Filing Fees	197,705	200,000	200,000	200,000	200,000	200,000	200,000
630609	Election Filing Fees Late	33,873	7,000	7,000	24,000	7,000	7,000	7,000
630616	Election Recount Forfeitures	0	200	200	860	200	200	200
630637	Enhanced Access Fees	879,014	700,000	700,000	600,000	700,000	700,000	700,000
630679	Fed Tax Liens Cert of Release	0	20,000	20,000	0	0	0	0
630798	Forfeiture of Bonds	20,017	12,000	12,000	50,000	12,000	12,000	12,000
630812	Forfeiture of Surety Bonds	27,560	50,000	50,000	500	50,000	50,000	50,000
630826	Garnishment Fees	114,375	60,000	60,000	65,000	100,000	100,000	100,000
630868	Gun Permits	453,010	306,500	306,500	306,500	306,500	306,500	306,500
631015	Jury Fees	176,270	150,000	150,000	150,000	150,000	150,000	150,000
631043	Land Transfer Tax	6,770,275	4,000,000	4,000,000	6,000,000	5,000,000	5,000,000	5,000,000
631148	Marriage Fees	50	0	0	1,160	0	0	0
631155	Marriage Licenses	39,025	35,000	35,000	35,000	35,000	35,000	35,000
631162	Marriage Waivers	11,340	11,500	11,500	10,000	11,500	11,500	11,500
631239	Microfilming	0	25,000	25,000	0	0	0	0
631253	Miscellaneous	17,253	13,500	13,500	13,500	13,500	13,500	13,500
631274	Mortgages	3,104,571	1,800,000	1,800,000	1,800,000	2,000,000	2,000,000	2,000,000
631281	Motion Fees	242,520	250,000	250,000	250,000	250,000	250,000	250,000
631295	Nominating Filing Forfeit	1,200	7,000	7,000	18,000	7,000	7,000	7,000
631323	Notary Commission	32,319	32,000	32,000	26,000	32,000	32,000	32,000
631414	Order Reinstating Case	4,560	4,000	4,000	4,000	4,000	4,000	4,000
631470	Passport Fees	17,500	10,000	10,000	12,600	8,400	8,400	8,400
631477	Paternity Judgement Fee	1,764	1,500	1,500	1,500	1,500	1,500	1,500

Department:	201 - County Clerk	OAKLAND COUNTY, MICHIGAN						
General Fund / General Purpose		FY2015 AND FY2016 AND FY2017 Adopted Budget						

Account Number/Description	FY 2013 Actual	FY 2014			FY 2015 Adopted	FY 2016 Adopted	FY 2017 Adopted
		Adopted Budget	Amended Budget As Of 6/30	Estimated Actual			
631519 Photographs	139,210	70,000	70,000	89,650	70,000	70,000	70,000
631526 Photostats	250,717	172,000	172,000	150,400	150,000	150,000	150,000
631554 Plat Service Fees	920	750	750	0	750	750	750
631652 Qualified Voter File Fees	600	300	300	400	300	300	300
631708 Recording Fees	1,500,199	1,000,000	1,000,000	1,100,000	1,000,000	1,000,000	1,000,000
631827 Reimb General	99,602	50,000	50,000	103,200	65,000	115,000	65,000
631904 Remonumentation Fee	17,669	15,000	15,000	15,000	15,000	15,000	15,000
632345 Tract Index	44,830	60,000	60,000	20,000	30,000	30,000	30,000
632366 Trial Fee	15	0	0	0	0	0	0
632429 Voter Registration Application	8,010	8,800	8,800	7,400	9,600	8,800	8,800
	16,515,695	11,186,650	11,186,650	13,125,170	12,273,850	12,325,050	12,275,050
Contributions							
650301 Donations	1,251	0	0	0	0	0	0
	1,251	0	0	0	0	0	0
Investment Income							
655539 Interest Court Cases	1,089	0	0	1,400	0	0	0
655770 Interest on Investments	17,927	2,500	2,500	20,200	2,500	2,500	2,500
	19,016	2,500	2,500	21,600	2,500	2,500	2,500
Other Revenues							
670114 Cash Overages	5,771	0	0	4,100	0	0	0
	5,771	0	0	4,100	0	0	0
Revenue	16,541,732	11,189,150	11,189,150	13,150,870	12,276,350	12,327,550	12,277,550
Other Financing Sources							
Transfers In							
	0	0	0	0	0	0	0
Other Financing Sources	0	0	0	0	0	0	0
Grand Total Revenues	16,541,732	11,189,150	11,189,150	13,150,870	12,276,350	12,327,550	12,277,550

Expenditures

Personnel

Salaries

702010 Salaries Regular	3,396,806	4,312,823	4,312,823	3,952,023	4,458,394	4,458,394	4,458,394
702030 Holiday	159,488	0	0	0	0	0	0
702050 Annual Leave	213,690	0	0	0	0	0	0
702080 Sick Leave	65,086	0	0	0	0	0	0
702100 Retroactive	1,111	0	0	0	0	0	0
702120 Jury Duty	421	0	0	0	0	0	0
702140 Other Miscellaneous Salaries	47,084	0	0	0	0	0	0

Department:	201 - County Clerk	OAKLAND COUNTY, MICHIGAN						
General Fund / General Purpose		FY2015 AND FY2016 AND FY2017 Adopted Budget						

Account Number/Description	FY 2013 Actual	FY 2014			FY 2015 Adopted	FY 2016 Adopted	FY 2017 Adopted
		Adopted Budget	Amended Budget As Of 6/30	Estimated Actual			
702190 Workers Compensation Pay	823	0	0	0	0	0	0
702200 Death Leave	5,386	0	0	0	0	0	0
702240 Salary Adjustments	(12,256)	0	0	0	0	0	0
712020 Overtime	33,685	38,000	38,000	24,000	38,000	38,000	38,000
	3,911,323	4,350,823	4,350,823	3,976,023	4,496,394	4,496,394	4,496,394
Fringe Benefits							
722750 Workers Compensation	8,673	9,658	9,658	8,958	9,982	9,982	9,982
722760 Group Life	11,261	12,949	12,949	11,949	13,396	13,396	13,396
722770 Retirement	1,362,296	1,461,049	1,461,049	1,344,549	1,199,603	1,199,603	1,199,603
722780 Hospitalization	964,212	1,250,199	1,250,199	1,099,799	1,308,353	1,308,353	1,308,353
722790 Social Security	275,358	321,086	321,086	283,686	331,961	331,961	331,961
722800 Dental	71,248	86,887	86,887	80,387	95,118	95,118	95,118
722810 Disability	49,312	58,730	58,730	54,230	60,747	60,747	60,747
722820 Unemployment Insurance	14,304	13,345	13,345	12,645	13,813	13,813	13,813
722850 Optical	6,102	8,365	8,365	7,165	9,379	9,379	9,379
722900 Fringe Benefit Adjustments	0	16,340	16,340	15,740	13,452	13,452	13,452
	2,762,765	3,238,608	3,238,608	2,919,108	3,055,804	3,055,804	3,055,804
Personnel	6,674,088	7,589,431	7,589,431	6,895,131	7,552,198	7,552,198	7,552,198
Operating Expenses							
Contractual Services							
730037 Adj Prior Years Exp	8,256	0	0	45,170	0	0	0
730240 Cash Shortage	142	0	0	0	0	0	0
730247 Charge Card Fee	25,815	20,000	20,000	23,700	20,000	20,000	20,000
730422 Court Transcripts	73,817	127,000	127,000	67,600	100,000	100,000	100,000
730646 Equipment Maintenance	7,907	9,500	9,500	2,200	9,500	9,500	9,500
730709 Fees - Per Diems	29,628	46,725	46,725	46,325	46,725	46,725	46,725
730772 Freight and Express	1,260	3,800	3,800	300	3,800	3,800	3,800
731101 Library Continuations	682	550	550	750	550	550	550
731150 Maintenance Contract	62,692	59,000	59,000	59,000	59,000	59,000	59,000
731213 Membership Dues	4,720	6,095	6,095	2,995	6,095	6,095	6,095
731241 Miscellaneous	20	1,000	1,000	0	1,000	1,000	1,000
731339 Periodicals Books Publ Sub	286	0	0	0	0	0	0
731346 Personal Mileage	3,949	8,264	8,264	2,864	8,264	8,264	8,264
731388 Printing	39,850	38,902	38,902	27,934	38,902	38,902	38,902
731395 Printing County Directory	22,449	0	0	0	23,000	0	23,000
731458 Professional Services	59,207	153,700	153,700	149,400	168,700	168,700	168,700
731577 Refund Prior Years Revenue	361,176	0	0	0	0	0	0
731990 Transition Expense	6,898	0	4,377	4,377	0	0	0
732018 Travel and Conference	4,261	17,175	17,175	1,600	17,175	17,175	17,175
732020 Travel Employee Taxable Meals	183	0	0	0	0	0	0

Department:	201 - County Clerk	OAKLAND COUNTY, MICHIGAN						
General Fund / General Purpose		FY2015 AND FY2016 AND FY2017 Adopted Budget						

Account Number/Description	FY 2013 Actual	FY 2014			FY 2015 Adopted	FY 2016 Adopted	FY 2017 Adopted
		Adopted Budget	Amended Budget As Of 6/30	Estimated Actual			
732165 Workshops and Meeting	541	4,500	4,500	1,600	4,500	4,500	4,500
	713,739	496,211	500,588	435,815	507,211	484,211	507,211
Commodities							
750126 Election Supplies	498,807	601,805	601,805	601,805	601,805	601,805	601,805
750154 Expendable Equipment	0	1,000	1,000	0	1,000	1,000	1,000
750294 Material and Supplies	89,369	58,000	58,000	62,000	85,000	85,000	85,000
750392 Metered Postage	147,025	163,158	163,158	131,787	163,158	163,158	163,158
750399 Office Supplies	87,402	111,370	111,370	55,918	111,370	111,370	111,370
	822,603	935,333	935,333	851,510	962,333	962,333	962,333
Capital Outlay							
	0	0	0	0	0	0	0
Operating Expenses	1,536,342	1,431,544	1,435,921	1,287,325	1,469,544	1,446,544	1,469,544
Internal Support							
Internal Services							
770631 Bldg Space Cost Allocation	730,660	819,734	819,734	819,734	689,235	820,951	824,458
770667 Convenience Copier	15,618	23,860	23,860	497	0	0	0
772618 Equipment Rental	11,931	11,526	11,526	14,116	14,116	14,116	14,116
773630 Info Tech Development	188,446	0	112,334	112,334	0	0	0
774636 Info Tech Operations	370,611	384,060	384,060	384,060	388,130	388,130	388,130
774637 Info Tech Managed Print Svcs	0	0	0	18,300	31,596	31,596	31,596
774677 Insurance Fund	3,891	3,893	3,893	3,893	3,893	3,893	3,893
775754 Maintenance Department Charges	14,084	0	8,129	8,129	0	0	0
776661 Motor Pool	771	1,578	1,578	500	307	307	307
778675 Telephone Communications	69,467	86,446	86,446	67,996	66,789	66,789	66,789
	1,405,478	1,331,097	1,451,560	1,429,559	1,194,066	1,325,782	1,329,289
Internal Support	1,405,478	1,331,097	1,451,560	1,429,559	1,194,066	1,325,782	1,329,289
Grand Total Expenditures	9,615,909	10,352,072	10,476,912	9,612,015	10,215,808	10,324,524	10,351,031

Department:	County Clerk	OAKLAND COUNTY, MICHIGAN
Organization:	20101 - Clerk Register of Deeds Admin	
Fund:	10100 - General	
		FY2015 AND FY2016 AND FY2017 Adopted Budget

Account Number/Description	FY 2013 Actual	FY 2014			FY 2015 Adopted	FY 2016 Adopted	FY 2017 Adopted
		Adopted Budget	Amended Budget As Of 6/30	Estimated Actual			
Revenues							
Revenue							
<u>Charges for Services</u>							
	0	0	0	0	0	0	0
<u>Contributions</u>							
650301 Donations	1,251	0	0	0	0	0	0
	1,251	0	0	0	0	0	0
<u>Investment Income</u>							
	0	0	0	0	0	0	0
	1,251	0	0	0	0	0	0
Revenue							
<u>Other Financing Sources</u>							
<u>Transfers In</u>							
	0	0	0	0	0	0	0
Other Financing Sources	0	0	0	0	0	0	0
Grand Total Revenues	1,251	0	0	0	0	0	0

Expenditures

Personnel							
<u>Salaries</u>							
702010 Salaries Regular	429,225	466,190	466,190	446,990	485,370	485,370	485,370
702030 Holiday	12,284	0	0	0	0	0	0
702050 Annual Leave	6,228	0	0	0	0	0	0
702080 Sick Leave	2,194	0	0	0	0	0	0
702120 Jury Duty	64	0	0	0	0	0	0
702140 Other Miscellaneous Salaries	2,500	0	0	0	0	0	0
	452,493	466,190	466,190	446,990	485,370	485,370	485,370
<u>Fringe Benefits</u>							
722750 Workers Compensation	1,008	1,044	1,044	1,044	1,088	1,088	1,088
722760 Group Life	1,284	1,400	1,400	1,400	1,456	1,456	1,456
722770 Retirement	168,709	170,820	170,820	162,220	142,703	142,703	142,703
722780 Hospitalization	48,916	70,651	70,651	67,251	69,445	69,445	69,445
722790 Social Security	31,148	33,573	33,573	31,073	34,969	34,969	34,969
722800 Dental	3,459	4,732	4,732	4,632	5,041	5,041	5,041
722810 Disability	2,620	4,617	4,617	4,617	4,830	4,830	4,830
722820 Unemployment Insurance	1,661	1,056	1,056	1,356	1,104	1,104	1,104
722850 Optical	367	496	496	396	422	422	422

Department:	County Clerk	OAKLAND COUNTY, MICHIGAN					
Organization:	20101 - Clerk Register of Deeds Admin						
Fund:	10100 - General						
		FY2015 AND FY2016 AND FY2017 Adopted Budget					

Account Number/Description	FY 2013 Actual	FY 2014			FY 2015 Adopted	FY 2016 Adopted	FY 2017 Adopted
		Adopted Budget	Amended Budget As Of 6/30	Estimated Actual			
	259,171	288,389	288,389	273,989	261,058	261,058	261,058
Personnel	711,664	754,579	754,579	720,979	746,428	746,428	746,428
Operating Expenses							
Contractual Services							
730646 Equipment Maintenance	0	1,000	1,000	0	1,000	1,000	1,000
730709 Fees - Per Diems	0	400	400	0	400	400	400
730772 Freight and Express	1,235	800	800	200	800	800	800
731213 Membership Dues	1,595	2,000	2,000	2,000	2,000	2,000	2,000
731241 Miscellaneous	20	0	0	0	0	0	0
731346 Personal Mileage	728	232	232	232	232	232	232
731388 Printing	7,002	4,868	4,868	2,200	4,868	4,868	4,868
731395 Printing County Directory	22,449	0	0	0	23,000	0	23,000
731458 Professional Services	2,813	0	0	0	0	0	0
731990 Transition Expense	6,898	0	4,377	4,377	0	0	0
732018 Travel and Conference	480	6,000	6,000	100	6,000	6,000	6,000
732165 Workshops and Meeting	0	2,000	2,000	1,500	2,000	2,000	2,000
	43,219	17,300	21,677	10,609	40,300	17,300	40,300
Commodities							
750154 Expendable Equipment	0	1,000	1,000	0	1,000	1,000	1,000
750392 Metered Postage	46,826	43,887	0	0	0	0	0
750399 Office Supplies	8,054	11,000	11,000	5,000	11,000	11,000	11,000
	54,880	55,887	12,000	5,000	12,000	12,000	12,000
Capital Outlay							
	0	0	0	0	0	0	0
Operating Expenses	98,099	73,187	33,677	15,609	52,300	29,300	52,300
Internal Support							
Internal Services							
770631 Bldg Space Cost Allocation	27,781	31,217	31,217	31,217	26,337	31,311	31,444
770667 Convenience Copier	5,346	0	0	117	0	0	0
773630 Info Tech Development	7,801	0	8,402	8,402	0	0	0
774636 Info Tech Operations	21,960	23,037	23,037	23,037	24,971	24,971	24,971
774637 Info Tech Managed Print Svcs	0	0	0	3,000	4,505	4,505	4,505
774677 Insurance Fund	3,543	3,545	3,545	3,545	3,545	3,545	3,545
775754 Maintenance Department Charges	12,326	0	2,882	2,882	0	0	0
776661 Motor Pool	771	1,578	1,578	500	307	307	307
778675 Telephone Communications	1,781	6,558	6,558	4,000	4,068	4,068	4,068
	81,309	65,935	77,219	76,700	63,733	68,707	68,840
Internal Support	81,309	65,935	77,219	76,700	63,733	68,707	68,840

Department:	County Clerk	OAKLAND COUNTY, MICHIGAN
Organization:	20101 - Clerk Register of Deeds Admin	
Fund:	10100 - General	
		FY2015 AND FY2016 AND FY2017 Adopted Budget

Account Number/Description	FY 2013 Actual	FY 2014			FY 2015 Adopted	FY 2016 Adopted	FY 2017 Adopted
		Adopted Budget	Amended Budget As Of 6/30	Estimated Actual			
Grand Total Expenditures	891,073	893,701	865,475	813,288	862,461	844,435	867,568

Department:	County Clerk	OAKLAND COUNTY, MICHIGAN
Organization:	20102 - County Clerk	
Fund:	10100 - General	

FY2015 AND FY2016 AND FY2017 Adopted Budget

Account Number/Description	FY 2013 Actual	FY 2014			FY 2015 Adopted	FY 2016 Adopted	FY 2017 Adopted
		Adopted Budget	Amended Budget As Of 6/30	Estimated Actual			

Revenues

Revenue

Charges for Services

630021	Admission to the Bar	6,625	6,100	6,100	6,600	6,100	6,100	6,100
630091	Appeals Appellate Court	6,500	8,000	8,000	6,500	7,000	7,000	7,000
630119	Assumed Names	58,728	67,000	67,000	54,800	60,000	60,000	60,000
630161	Bond Fees	62,455	55,000	55,000	55,000	55,000	55,000	55,000
630210	Certified Copies	1,234,144	1,000,000	1,000,000	1,100,000	1,000,000	1,000,000	1,000,000
630231	Civil Action Entry Fees	406,852	400,000	400,000	380,900	400,000	400,000	400,000
630287	Co partnership New	1,410	2,000	2,000	1,300	2,000	2,000	2,000
630364	Construction Lien	1,330	1,500	1,500	1,500	1,500	1,500	1,500
630385	Costs	7,160	7,000	7,000	6,500	7,000	7,000	7,000
630441	CVR County Portion	35,496	20,000	20,000	35,000	20,000	20,000	20,000
630604	e Filing Fees	197,705	200,000	200,000	200,000	200,000	200,000	200,000
630798	Forfeiture of Bonds	20,017	12,000	12,000	50,000	12,000	12,000	12,000
630812	Forfeiture of Surety Bonds	27,560	50,000	50,000	500	50,000	50,000	50,000
630826	Garnishment Fees	114,375	60,000	60,000	65,000	100,000	100,000	100,000
630868	Gun Permits	453,010	306,500	306,500	306,500	306,500	306,500	306,500
631015	Jury Fees	176,270	150,000	150,000	150,000	150,000	150,000	150,000
631148	Marriage Fees	50	0	0	1,160	0	0	0
631155	Marriage Licenses	39,025	35,000	35,000	35,000	35,000	35,000	35,000
631162	Marriage Waivers	11,340	11,500	11,500	10,000	11,500	11,500	11,500
631253	Miscellaneous	16,093	12,000	12,000	12,000	12,000	12,000	12,000
631281	Motion Fees	242,520	250,000	250,000	250,000	250,000	250,000	250,000
631323	Notary Commission	32,319	32,000	32,000	26,000	32,000	32,000	32,000
631414	Order Reinstating Case	4,560	4,000	4,000	4,000	4,000	4,000	4,000
631470	Passport Fees	17,500	10,000	1,600	1,600	0	0	0
631477	Paternity Judgement Fee	1,764	1,500	1,500	1,500	1,500	1,500	1,500
631519	Photographs	139,210	70,000	67,000	87,150	67,000	67,000	67,000
631526	Photostats	104,155	100,000	100,000	100,000	100,000	100,000	100,000
632366	Trial Fee	15	0	0	0	0	0	0
		3,418,186	2,871,100	2,859,700	2,948,510	2,890,100	2,890,100	2,890,100

Investment Income

655539	Interest Court Cases	1,089	0	0	1,400	0	0	0
655770	Interest on Investments	17,927	2,500	2,500	20,200	2,500	2,500	2,500
		19,016	2,500	2,500	21,600	2,500	2,500	2,500

Other Revenues

Department:	County Clerk	OAKLAND COUNTY, MICHIGAN					
Organization:	20102 - County Clerk						
Fund:	10100 - General						
		FY2015 AND FY2016 AND FY2017 Adopted Budget					

Account Number/Description	FY 2013 Actual	FY 2014			FY 2015 Adopted	FY 2016 Adopted	FY 2017 Adopted
		Adopted Budget	Amended Budget As Of 6/30	Estimated Actual			
670114 Cash Overages	106	0	0	100	0	0	0
	106	0	0	100	0	0	0
Revenue	3,437,308	2,873,600	2,862,200	2,970,210	2,892,600	2,892,600	2,892,600
Grand Total Revenues	3,437,308	2,873,600	2,862,200	2,970,210	2,892,600	2,892,600	2,892,600

Expenditures

Personnel

Salaries

702010 Salaries Regular	1,514,715	1,990,367	1,990,367	1,789,567	2,026,537	2,026,537	2,026,537
702030 Holiday	76,963	0	0	0	0	0	0
702050 Annual Leave	106,285	0	0	0	0	0	0
702080 Sick Leave	35,416	0	0	0	0	0	0
702100 Retroactive	60	0	0	0	0	0	0
702120 Jury Duty	145	0	0	0	0	0	0
702140 Other Miscellaneous Salaries	22,242	0	0	0	0	0	0
702190 Workers Compensation Pay	496	0	0	0	0	0	0
702200 Death Leave	2,999	0	0	0	0	0	0
712020 Overtime	2,617	0	0	0	0	0	0
	1,761,937	1,990,367	1,990,367	1,789,567	2,026,537	2,026,537	2,026,537

Fringe Benefits

722750 Workers Compensation	3,899	4,458	4,458	4,058	4,535	4,535	4,535
722760 Group Life	5,116	5,935	5,935	5,335	6,043	6,043	6,043
722770 Retirement	624,965	695,233	695,233	623,133	560,648	560,648	560,648
722780 Hospitalization	491,676	620,835	620,835	549,635	667,909	667,909	667,909
722790 Social Security	124,746	147,911	147,911	129,211	150,551	150,551	150,551
722800 Dental	35,071	42,509	42,509	38,809	46,245	46,245	46,245
722810 Disability	24,372	27,799	27,799	25,199	28,307	28,307	28,307
722820 Unemployment Insurance	6,418	6,359	6,359	5,759	6,480	6,480	6,480
722850 Optical	3,141	4,189	4,189	3,589	4,784	4,784	4,784
	1,319,405	1,555,228	1,555,228	1,384,728	1,475,502	1,475,502	1,475,502
	3,081,342	3,545,595	3,545,595	3,174,295	3,502,039	3,502,039	3,502,039

Personnel

Operating Expenses

Contractual Services

730240 Cash Shortage	122	0	0	0	0	0	0
730247 Charge Card Fee	22,877	18,000	18,000	20,600	18,000	18,000	18,000
730422 Court Transcripts	73,817	127,000	127,000	67,600	100,000	100,000	100,000
730646 Equipment Maintenance	5,011	4,000	4,000	2,200	4,000	4,000	4,000
730772 Freight and Express	25	3,000	3,000	100	3,000	3,000	3,000

Department:	County Clerk	OAKLAND COUNTY, MICHIGAN						
Organization:	20102 - County Clerk							
Fund:	10100 - General							
		FY2015 AND FY2016 AND FY2017 Adopted Budget						

Account Number/Description	FY 2013 Actual	FY 2014			FY 2015 Adopted	FY 2016 Adopted	FY 2017 Adopted
		Adopted Budget	Amended Budget As Of 6/30	Estimated Actual			
731101 Library Continuations	542	400	400	600	400	400	400
731213 Membership Dues	2,555	3,500	3,500	400	3,500	3,500	3,500
731339 Periodicals Books Publ Sub	286	0	0	0	0	0	0
731346 Personal Mileage	1,751	6,000	6,000	600	6,000	6,000	6,000
731388 Printing	22,411	22,434	22,434	22,434	22,434	22,434	22,434
731458 Professional Services	468	40,000	40,000	1,700	40,000	40,000	40,000
732018 Travel and Conference	1,672	5,675	5,675	1,000	5,675	5,675	5,675
732165 Workshops and Meeting	0	2,000	2,000	0	2,000	2,000	2,000
	131,537	232,009	232,009	117,234	205,009	205,009	205,009
Commodities							
750392 Metered Postage	0	0	43,887	43,887	43,887	43,887	43,887
750399 Office Supplies	46,221	55,000	55,000	24,500	55,000	55,000	55,000
	46,221	55,000	98,887	68,387	98,887	98,887	98,887
Operating Expenses	177,758	287,009	330,896	185,621	303,896	303,896	303,896
Internal Support							
Internal Services							
770631 Bldg Space Cost Allocation	278,528	312,973	312,973	312,973	264,051	313,920	315,247
770667 Convenience Copier	4,594	14,027	14,027	60	0	0	0
772618 Equipment Rental	3,860	3,860	3,860	3,860	3,860	3,860	3,860
773630 Info Tech Development	169,531	0	100,152	100,152	0	0	0
774636 Info Tech Operations	285,578	301,336	301,336	301,336	302,823	302,823	302,823
774637 Info Tech Managed Print Svcs	0	0	0	8,700	16,009	16,009	16,009
778675 Telephone Communications	11,460	34,396	34,396	19,500	19,659	19,659	19,659
	753,552	666,592	766,744	746,581	606,402	656,271	657,598
Internal Support	753,552	666,592	766,744	746,581	606,402	656,271	657,598
Grand Total Expenditures	4,012,653	4,499,196	4,643,235	4,106,497	4,412,337	4,462,206	4,463,533

Department:	County Clerk	OAKLAND COUNTY, MICHIGAN
Organization:	20103 - Elections	
Fund:	10100 - General	
		FY2015 AND FY2016 AND FY2017 Adopted Budget

Account Number/Description	FY 2013 Actual	FY 2014			FY 2015 Adopted	FY 2016 Adopted	FY 2017 Adopted
		Adopted Budget	Amended Budget As Of 6/30	Estimated Actual			

Revenues

Revenue

Charges for Services

630147	Board of Canvasser Service Fee	7,325	13,000	13,000	0	11,000	13,000	13,000
630609	Election Filing Fees Late	33,873	7,000	7,000	24,000	7,000	7,000	7,000
630616	Election Recount Forfeitures	0	200	200	860	200	200	200
631295	Nominating Filing Forfeit	1,200	7,000	7,000	18,000	7,000	7,000	7,000
631470	Passport Fees	0	0	8,400	11,000	8,400	8,400	8,400
631519	Photographs	0	0	3,000	2,500	3,000	3,000	3,000
631526	Photostats	232	0	0	400	0	0	0
631652	Qualified Voter File Fees	600	300	300	400	300	300	300
631827	Reimb General	54,802	50,000	50,000	59,200	50,000	100,000	50,000
632429	Voter Registration Application	8,010	8,800	8,800	7,400	9,600	8,800	8,800
		106,042	86,300	97,700	123,760	96,500	147,700	97,700
Revenue		106,042	86,300	97,700	123,760	96,500	147,700	97,700
Grand Total Revenues		106,042	86,300	97,700	123,760	96,500	147,700	97,700

Expenditures

Personnel

Salaries

702010	Salaries Regular	317,855	431,615	431,615	387,415	466,188	466,188	466,188
702030	Holiday	16,193	0	0	0	0	0	0
702050	Annual Leave	24,675	0	0	0	0	0	0
702080	Sick Leave	6,106	0	0	0	0	0	0
702100	Retroactive	622	0	0	0	0	0	0
702140	Other Miscellaneous Salaries	4,842	0	0	0	0	0	0
712020	Overtime	13,440	28,000	28,000	24,000	28,000	28,000	28,000
		383,731	459,615	459,615	411,415	494,188	494,188	494,188

Fringe Benefits

722750	Workers Compensation	852	966	966	866	1,043	1,043	1,043
722760	Group Life	1,087	1,299	1,299	1,199	1,405	1,405	1,405
722770	Retirement	139,645	141,007	141,007	141,207	123,952	123,952	123,952
722780	Hospitalization	90,312	127,329	127,329	109,629	133,631	133,631	133,631
722790	Social Security	27,187	32,320	32,320	29,120	34,946	34,946	34,946
722800	Dental	6,659	8,593	8,593	7,993	9,774	9,774	9,774
722810	Disability	4,806	6,087	6,087	5,487	6,583	6,583	6,583
722820	Unemployment Insurance	1,402	1,380	1,380	1,280	1,493	1,493	1,493

Department:	County Clerk	OAKLAND COUNTY, MICHIGAN						
Organization:	20103 - Elections							
Fund:	10100 - General							
		FY2015 AND FY2016 AND FY2017 Adopted Budget						

Account Number/Description	FY 2013 Actual	FY 2014			FY 2015 Adopted	FY 2016 Adopted	FY 2017 Adopted
		Adopted Budget	Amended Budget As Of 6/30	Estimated Actual			
722850 Optical	563	848	848	748	948	948	948
722900 Fringe Benefit Adjustments	0	12,040	12,040	12,040	9,912	9,912	9,912
	272,513	331,869	331,869	309,569	323,687	323,687	323,687
Personnel	656,244	791,484	791,484	720,984	817,875	817,875	817,875
Operating Expenses							
Contractual Services							
730240 Cash Shortage	20	0	0	0	0	0	0
730247 Charge Card Fee	103	0	0	0	0	0	0
730709 Fees - Per Diems	29,365	46,325	46,325	46,325	46,325	46,325	46,325
731213 Membership Dues	570	420	420	420	420	420	420
731346 Personal Mileage	1,236	1,800	1,800	1,800	1,800	1,800	1,800
731388 Printing	5,839	2,198	2,198	300	2,198	2,198	2,198
731458 Professional Services	55,686	103,700	103,700	103,700	103,700	103,700	103,700
732018 Travel and Conference	2,109	4,500	4,500	500	4,500	4,500	4,500
732020 Travel Employee Taxable Meals	183	0	0	0	0	0	0
732165 Workshops and Meeting	541	500	500	100	500	500	500
	95,652	159,443	159,443	153,145	159,443	159,443	159,443
Commodities							
750126 Election Supplies	498,807	601,805	601,805	601,805	601,805	601,805	601,805
750392 Metered Postage	11,852	11,830	11,830	8,400	11,830	11,830	11,830
750399 Office Supplies	3,875	6,000	6,000	6,000	6,000	6,000	6,000
	514,533	619,635	619,635	616,205	619,635	619,635	619,635
Operating Expenses	610,185	779,078	779,078	769,350	779,078	779,078	779,078
Internal Support							
Internal Services							
770631 Bldg Space Cost Allocation	189,579	213,023	213,023	213,023	179,724	213,668	214,571
770667 Convenience Copier	4,027	7,577	7,577	260	0	0	0
773630 Info Tech Development	10,809	0	3,353	3,353	0	0	0
774636 Info Tech Operations	49,625	45,429	45,429	45,429	46,102	46,102	46,102
774637 Info Tech Managed Print Svcs	0	0	0	4,900	8,080	8,080	8,080
778675 Telephone Communications	28,498	42,634	42,634	27,600	26,134	26,134	26,134
	282,538	308,663	312,016	294,565	260,040	293,984	294,887
Internal Support	282,538	308,663	312,016	294,565	260,040	293,984	294,887
Grand Total Expenditures	1,548,967	1,879,225	1,882,578	1,784,899	1,856,993	1,890,937	1,891,840

Department:	County Clerk	OAKLAND COUNTY, MICHIGAN
Organization:	20104 - Register of Deeds	
Fund:	10100 - General	
		FY2015 AND FY2016 AND FY2017 Adopted Budget

Account Number/Description	FY 2013 Actual	FY 2014			FY 2015 Adopted	FY 2016 Adopted	FY 2017 Adopted
		Adopted Budget	Amended Budget As Of 6/30	Estimated Actual			

Revenues

Revenue								
Charges for Services								
630217	Chattel Mortgages	23,771	35,000	35,000	22,400	25,000	25,000	25,000
630476	Deeds	457,927	500,000	500,000	400,000	450,000	450,000	450,000
630637	Enhanced Access Fees	879,014	700,000	700,000	600,000	700,000	700,000	700,000
630679	Fed Tax Liens Cert of Release	0	20,000	20,000	0	0	0	0
631043	Land Transfer Tax	6,770,275	4,000,000	4,000,000	6,000,000	5,000,000	5,000,000	5,000,000
631253	Miscellaneous	1,160	1,500	1,500	1,500	1,500	1,500	1,500
631274	Mortgages	3,104,571	1,800,000	1,800,000	1,800,000	2,000,000	2,000,000	2,000,000
631526	Photostats	146,331	70,000	70,000	50,000	50,000	50,000	50,000
631554	Plat Service Fees	920	750	750	0	750	750	750
631708	Recording Fees	1,500,199	1,000,000	1,000,000	1,100,000	1,000,000	1,000,000	1,000,000
631827	Reimb General	44,800	0	0	44,000	15,000	15,000	15,000
631904	Remonumentation Fee	17,669	15,000	15,000	15,000	15,000	15,000	15,000
632345	Tract Index	44,830	60,000	60,000	20,000	30,000	30,000	30,000
		12,991,467	8,202,250	8,202,250	10,052,900	9,287,250	9,287,250	9,287,250
Other Revenues								
670114	Cash Overages	5,665	0	0	4,000	0	0	0
		5,665	0	0	4,000	0	0	0
Revenue		12,997,132	8,202,250	8,202,250	10,056,900	9,287,250	9,287,250	9,287,250
Grand Total Revenues		12,997,132	8,202,250	8,202,250	10,056,900	9,287,250	9,287,250	9,287,250

Expenditures

Personnel								
Salaries								
702010	Salaries Regular	970,276	1,217,462	1,217,462	1,140,362	1,266,894	1,266,894	1,266,894
702030	Holiday	46,701	0	0	0	0	0	0
702050	Annual Leave	64,096	0	0	0	0	0	0
702080	Sick Leave	19,084	0	0	0	0	0	0
702100	Retroactive	429	0	0	0	0	0	0
702120	Jury Duty	213	0	0	0	0	0	0
702140	Other Miscellaneous Salaries	14,500	0	0	0	0	0	0
702200	Death Leave	1,947	0	0	0	0	0	0
702240	Salary Adjustments	(12,256)	0	0	0	0	0	0
712020	Overtime	17,628	10,000	10,000	0	10,000	10,000	10,000
		1,122,618	1,227,462	1,227,462	1,140,362	1,276,894	1,276,894	1,276,894

Department:	County Clerk	OAKLAND COUNTY, MICHIGAN					
Organization:	20104 - Register of Deeds						
Fund:	10100 - General						
		FY2015 AND FY2016 AND FY2017 Adopted Budget					

Account Number/Description	FY 2013 Actual	FY 2014			FY 2015 Adopted	FY 2016 Adopted	FY 2017 Adopted	
		Adopted Budget	Amended Budget As Of 6/30	Estimated Actual				
Fringe Benefits								
722750	Workers Compensation	2,494	2,726	2,726	2,526	2,837	2,837	2,837
722760	Group Life	3,246	3,726	3,726	3,526	3,883	3,883	3,883
722770	Retirement	374,782	401,338	401,338	369,238	329,939	329,939	329,939
722780	Hospitalization	291,877	378,052	378,052	331,752	383,299	383,299	383,299
722790	Social Security	79,522	92,440	92,440	81,740	96,207	96,207	96,207
722800	Dental	22,615	26,969	26,969	25,469	29,713	29,713	29,713
722810	Disability	15,042	17,462	17,462	16,462	18,180	18,180	18,180
722820	Unemployment Insurance	4,131	3,889	3,889	3,689	4,053	4,053	4,053
722850	Optical	1,686	2,380	2,380	2,080	2,736	2,736	2,736
722900	Fringe Benefit Adjustments	0	4,300	4,300	3,700	3,540	3,540	3,540
		795,395	933,282	933,282	840,182	874,387	874,387	874,387
		1,918,013	2,160,744	2,160,744	1,980,544	2,151,281	2,151,281	2,151,281
Personnel								
Operating Expenses								
Contractual Services								
730037	Adj Prior Years Exp	8,256	0	0	45,170	0	0	0
730247	Charge Card Fee	2,835	2,000	2,000	3,100	2,000	2,000	2,000
730646	Equipment Maintenance	0	500	500	0	500	500	500
731101	Library Continuations	140	150	150	150	150	150	150
731213	Membership Dues	0	175	175	175	175	175	175
731346	Personal Mileage	235	232	232	232	232	232	232
731388	Printing	1,128	3,392	3,392	0	3,392	3,392	3,392
731458	Professional Services	240	10,000	10,000	44,000	25,000	25,000	25,000
731577	Refund Prior Years Revenue	361,176	0	0	0	0	0	0
		374,010	16,449	16,449	92,827	31,449	31,449	31,449
Commodities								
750392	Metered Postage	34,982	45,500	45,500	26,200	45,500	45,500	45,500
750399	Office Supplies	28,226	36,502	36,502	17,800	36,502	36,502	36,502
		63,208	82,002	82,002	44,000	82,002	82,002	82,002
		437,219	98,451	98,451	136,827	113,451	113,451	113,451
Operating Expenses								
Internal Support								
Internal Services								
770631	Bldg Space Cost Allocation	143,932	162,331	162,331	162,331	135,677	162,847	163,571
770667	Convenience Copier	788	1,305	1,305	30	0	0	0
772618	Equipment Rental	8,071	7,666	7,666	10,256	10,256	10,256	10,256
774637	Info Tech Managed Print Svcs	0	0	0	1,100	3,002	3,002	3,002
778675	Telephone Communications	26,379	1,462	1,462	15,500	15,559	15,559	15,559
		179,169	172,764	172,764	189,217	164,494	191,664	192,388

Department:	County Clerk	OAKLAND COUNTY, MICHIGAN
Organization:	20104 - Register of Deeds	
Fund:	10100 - General	

FY2015 AND FY2016 AND FY2017 Adopted Budget

Account Number/Description	FY 2013 Actual	FY 2014			FY 2015 Adopted	FY 2016 Adopted	FY 2017 Adopted
		Adopted Budget	Amended Budget As Of 6/30	Estimated Actual			
Internal Support	179,169	172,764	172,764	189,217	164,494	191,664	192,388
Grand Total Expenditures	<u>2,534,401</u>	<u>2,431,959</u>	<u>2,431,959</u>	<u>2,306,588</u>	<u>2,429,226</u>	<u>2,456,396</u>	<u>2,457,120</u>

Department:	County Clerk	OAKLAND COUNTY, MICHIGAN					
Organization:	20105 - Jury Commission						
Fund:	10100 - General						
		FY2015 AND FY2016 AND FY2017 Adopted Budget					

Account Number/Description	FY 2013 Actual	FY 2014			FY 2015 Adopted	FY 2016 Adopted	FY 2017 Adopted
		Adopted Budget	Amended Budget As Of 6/30	Estimated Actual			

Grand Total Revenues 0

Expenditures

Personnel								
Salaries								
702010	Salaries Regular	12,468	16,260	16,260	16,260	16,748	16,748	16,748
		12,468	16,260	16,260	16,260	16,748	16,748	16,748
Fringe Benefits								
722750	Workers Compensation	28	36	36	36	38	38	38
722770	Retirement	191	242	242	242	439	439	439
722790	Social Security	181	236	236	236	243	243	243
722820	Unemployment Insurance	46	52	52	52	54	54	54
		446	566	566	566	774	774	774
		12,915	16,826	16,826	16,826	17,522	17,522	17,522
Personnel								
Operating Expenses								
Contractual Services								
730709	Fees - Per Diems	262	0	0	0	0	0	0
731241	Miscellaneous	0	1,000	1,000	0	1,000	1,000	1,000
731388	Printing	3,470	5,585	5,585	3,000	5,585	5,585	5,585
		3,732	6,585	6,585	3,000	6,585	6,585	6,585
Commodities								
750392	Metered Postage	53,365	61,941	61,941	53,300	61,941	61,941	61,941
750399	Office Supplies	0	250	250	0	250	250	250
		53,365	62,191	62,191	53,300	62,191	62,191	62,191
		57,097	68,776	68,776	56,300	68,776	68,776	68,776
Operating Expenses								
Internal Support								
Internal Services								
770631	Bldg Space Cost Allocation	25,737	28,920	28,920	28,920	24,399	29,007	29,130
770667	Convenience Copier	238	238	238	30	0	0	0
773630	Info Tech Development	305	0	427	427	0	0	0
774636	Info Tech Operations	6,744	7,150	7,150	7,150	7,138	7,138	7,138
775754	Maintenance Department Charges	272	0	82	82	0	0	0
		33,296	36,308	36,817	36,609	31,537	36,145	36,268
		33,296	36,308	36,817	36,609	31,537	36,145	36,268
		103,308	121,910	122,419	109,735	117,835	122,443	122,566

Department:	County Clerk	OAKLAND COUNTY, MICHIGAN
Organization:	20106 - Micrographics	
Fund:	10100 - General	
		FY2015 AND FY2016 AND FY2017 Adopted Budget

Account Number/Description	FY 2013 Actual	FY 2014			FY 2015 Adopted	FY 2016 Adopted	FY 2017 Adopted
		Adopted Budget	Amended Budget As Of 6/30	Estimated Actual			
Revenues							
Revenue							
Charges for Services							
631239	Microfilming	0	25,000	25,000	0	0	0
631526	Photostats	0	2,000	2,000	0	0	0
		0	27,000	27,000	0	0	0
Revenue		0	27,000	27,000	0	0	0
Grand Total Revenues		0	27,000	27,000	0	0	0

Expenditures

Personnel							
Salaries							
702010	Salaries Regular	152,268	190,929	190,929	171,429	196,657	196,657
702030	Holiday	7,347	0	0	0	0	0
702050	Annual Leave	12,408	0	0	0	0	0
702080	Sick Leave	2,286	0	0	0	0	0
702140	Other Miscellaneous Salaries	3,000	0	0	0	0	0
702190	Workers Compensation Pay	327	0	0	0	0	0
702200	Death Leave	440	0	0	0	0	0
		178,075	190,929	190,929	171,429	196,657	196,657
Fringe Benefits							
722750	Workers Compensation	392	428	428	428	441	441
722760	Group Life	527	589	589	489	609	609
722770	Retirement	54,004	52,409	52,409	48,509	41,922	41,922
722780	Hospitalization	41,430	53,332	53,332	41,532	54,069	54,069
722790	Social Security	12,574	14,606	14,606	12,306	15,045	15,045
722800	Dental	3,446	4,084	4,084	3,484	4,345	4,345
722810	Disability	2,472	2,765	2,765	2,465	2,847	2,847
722820	Unemployment Insurance	646	609	609	509	629	629
722850	Optical	344	452	452	352	489	489
		115,835	129,274	129,274	110,074	120,396	120,396
Personnel		293,910	320,203	320,203	281,503	317,053	317,053
Operating Expenses							
Contractual Services							
730646	Equipment Maintenance	2,896	4,000	4,000	0	4,000	4,000
731150	Maintenance Contract	62,692	59,000	59,000	59,000	59,000	59,000

Department:	County Clerk	OAKLAND COUNTY, MICHIGAN
Organization:	20106 - Micrographics	
Fund:	10100 - General	
		FY2015 AND FY2016 AND FY2017 Adopted Budget

Account Number/Description	FY 2013 Actual	FY 2014			FY 2015 Adopted	FY 2016 Adopted	FY 2017 Adopted
		Adopted Budget	Amended Budget As Of 6/30	Estimated Actual			
731388 Printing	0	425	425	0	425	425	425
732018 Travel and Conference	0	1,000	1,000	0	1,000	1,000	1,000
	65,588	64,425	64,425	59,000	64,425	64,425	64,425
Commodities							
750294 Material and Supplies	89,369	58,000	58,000	62,000	85,000	85,000	85,000
750399 Office Supplies	1,027	2,618	2,618	2,618	2,618	2,618	2,618
	90,396	60,618	60,618	64,618	87,618	87,618	87,618
Operating Expenses	155,984	125,043	125,043	123,618	152,043	152,043	152,043
Internal Support							
Internal Services							
770631 Bldg Space Cost Allocation	65,104	71,270	71,270	71,270	59,047	70,198	70,495
770667 Convenience Copier	624	713	713	0	0	0	0
774636 Info Tech Operations	6,704	7,108	7,108	7,108	7,096	7,096	7,096
774637 Info Tech Managed Print Svcs	0	0	0	600	0	0	0
774677 Insurance Fund	348	348	348	348	348	348	348
775754 Maintenance Department Charges	1,486	0	5,165	5,165	0	0	0
778675 Telephone Communications	1,348	1,396	1,396	1,396	1,369	1,369	1,369
	75,614	80,835	86,000	85,887	67,860	79,011	79,308
Internal Support	75,614	80,835	86,000	85,887	67,860	79,011	79,308
Grand Total Expenditures	525,508	526,081	531,246	491,008	536,956	548,107	548,404

Department:	701 - Treasurers Office	OAKLAND COUNTY, MICHIGAN					
General Fund / General Purpose		FY2015 AND FY2016 AND FY2017 Adopted Budget					

Account Number/Description	FY 2013 Actual	FY 2014			FY 2015 Adopted	FY 2016 Adopted	FY 2017 Adopted
		Adopted Budget	Amended Budget As Of 6/30	Estimated Actual			

Revenues

Revenue

Property taxes

601525	Payment in Lieu of Taxes	647,157	140,000	140,000	460,000	175,000	175,000	175,000
601637	Property Tax Levy	10,586	0	0	0	0	0	0
601851	Trailer Tax	0	0	0	7,300	0	0	0
		657,743	140,000	140,000	467,300	175,000	175,000	175,000

Charges for Services

630014	Administration Fees	414,504	330,000	330,000	400,000	330,000	330,000	330,000
630056	Alternate Energy	3,244	4,500	4,500	0	0	0	0
630161	Bond Fees	315	700	700	0	700	700	700
630238	Civil Action Service Fees	1,153,293	1,200,000	1,200,000	1,200,000	1,100,000	1,100,000	1,100,000
630476	Deeds	29,845	23,000	23,000	27,500	28,000	28,000	28,000
630497	Delinquent Per Prop Tax Admin	872	5,000	5,000	200	0	0	0
630609	Election Filing Fees Late	1,455	4,000	4,000	1,000	0	0	0
630784	Foreclosure Notification Fee	307,547	275,000	275,000	300,000	275,000	275,000	275,000
630945	Industrial Facilities Tax	186,988	112,000	112,000	81,000	112,000	112,000	112,000
631169	May Tax Sale	5	0	0	0	0	0	0
631253	Miscellaneous	1,385	0	0	0	0	0	0
631358	Obsolete Property	4,778	500	500	500	500	500	500
631526	Photostats	11,189	6,900	6,900	9,000	8,500	8,500	8,500
631540	Pilot State Owned Land	11	48,000	48,000	0	48,000	48,000	48,000
631645	Pymts Other Than Anticipated	7,324,510	1,068,000	1,068,000	6,500,000	1,245,000	1,245,000	1,245,000
631694	Recording Fee Forfeiture Certi	125,982	125,000	125,000	125,000	125,000	125,000	125,000
631701	Recording Fee Redemption Certi	125,842	125,000	125,000	125,000	125,000	125,000	125,000
631869	Reimb Salaries	1,400	0	0	0	0	0	0
632016	Sale of Publications	2,408	1,500	1,500	1,500	1,500	1,500	1,500
632079	Service Fees	14,054	11,000	11,000	12,000	11,000	11,000	11,000
632240	Tax Reverted Land Co Portion	266,981	66,000	66,000	106,200	66,000	66,000	66,000
632247	Tax Searches and Cert of Plats	22	0	0	0	0	0	0
632254	Tax Statements	135,719	148,000	148,000	110,000	135,000	135,000	135,000
632285	TDRRZ Act 376	10,270	3,500	3,500	9,100	5,000	5,000	5,000
632289	TIFA DDA Recovery Ad Valorem	620,545	760,000	760,000	760,000	700,000	700,000	700,000
632310	TIFA DDA Recovery IFT	66,023	33,000	33,000	72,400	33,000	33,000	33,000
632338	Title Search Fees	2,202,224	2,000,000	2,000,000	2,100,000	2,000,000	2,000,000	2,000,000
		13,011,410	6,350,600	6,350,600	11,940,400	6,349,200	6,349,200	6,349,200

Contributions

650301	Donations	1,249	0	0	0	0	0	0
--------	-----------	-------	---	---	---	---	---	---

Department:	701 - Treasurers Office	OAKLAND COUNTY, MICHIGAN					
General Fund / General Purpose		FY2015 AND FY2016 AND FY2017 Adopted Budget					

Account Number/Description	FY 2013 Actual	FY 2014			FY 2015 Adopted	FY 2016 Adopted	FY 2017 Adopted
		Adopted Budget	Amended Budget As Of 6/30	Estimated Actual			
	1,249	0	0	0	0	0	0
<u>Investment Income</u>							
655077 Accrued Interest Adjustments	(29,908)	0	0	0	0	0	0
655385 Income from Investments	102,016	40,000	40,000	972,200	60,000	60,000	60,000
	<u>72,108</u>	<u>40,000</u>	<u>40,000</u>	<u>972,200</u>	<u>60,000</u>	<u>60,000</u>	<u>60,000</u>
<u>Other Revenues</u>							
670114 Cash Overages	380	0	0	0	0	0	0
	<u>380</u>	<u>0</u>	<u>0</u>	<u>0</u>	<u>0</u>	<u>0</u>	<u>0</u>
Revenue	13,742,890	6,530,600	6,530,600	13,379,900	6,584,200	6,584,200	6,584,200
<u>Other Financing Sources</u>							
<u>Transfers In</u>							
695500 Transfers In	5,597,614	4,427,327	4,427,327	4,427,327	4,005,543	3,401,759	3,043,800
	<u>5,597,614</u>	<u>4,427,327</u>	<u>4,427,327</u>	<u>4,427,327</u>	<u>4,005,543</u>	<u>3,401,759</u>	<u>3,043,800</u>
Other Financing Sources	5,597,614	4,427,327	4,427,327	4,427,327	4,005,543	3,401,759	3,043,800
Grand Total Revenues	19,340,504	10,957,927	10,957,927	17,807,227	10,589,743	9,985,959	9,628,000

Expenditures

<u>Personnel</u>							
<u>Salaries</u>							
702010 Salaries Regular	1,484,424	1,910,848	1,915,567	1,830,967	1,948,273	1,918,489	1,918,489
702030 Holiday	68,237	0	0	0	0	0	0
702050 Annual Leave	99,737	0	0	0	0	0	0
702080 Sick Leave	26,336	0	0	0	0	0	0
702100 Retroactive	1,255	0	0	0	0	0	0
702120 Jury Duty	386	0	0	0	0	0	0
702140 Other Miscellaneous Salaries	17,000	0	0	0	0	0	0
702200 Death Leave	2,431	0	0	0	0	0	0
712020 Overtime	71,012	10,000	10,000	10,000	10,000	10,000	10,000
712040 Holiday Overtime	514	0	0	0	0	0	0
	<u>1,771,333</u>	<u>1,920,848</u>	<u>1,925,567</u>	<u>1,840,967</u>	<u>1,958,273</u>	<u>1,928,489</u>	<u>1,928,489</u>
<u>Fringe Benefits</u>							
722750 Workers Compensation	3,930	4,811	4,821	4,321	4,364	4,298	4,298
722760 Group Life	4,858	5,680	5,695	5,675	5,826	5,826	5,826
722770 Retirement	607,611	635,839	637,555	623,555	543,007	542,227	542,227
722780 Hospitalization	381,960	487,625	487,625	445,325	477,759	477,759	477,759
722790 Social Security	128,600	139,857	140,218	131,318	143,900	143,468	143,468
722800 Dental	25,639	31,486	31,486	30,586	33,313	33,313	33,313
722810 Disability	20,496	24,715	24,783	22,983	25,318	25,318	25,318

Department:	701 - Treasurers Office	OAKLAND COUNTY, MICHIGAN						
General Fund / General Purpose		FY2015 AND FY2016 AND FY2017 Adopted Budget						

Account Number/Description	FY 2013 Actual	FY 2014			FY 2015 Adopted	FY 2016 Adopted	FY 2017 Adopted
		Adopted Budget	Amended Budget As Of 6/30	Estimated Actual			
722820 Unemployment Insurance	6,470	5,663	5,678	5,678	5,784	5,688	5,688
722850 Optical	2,399	3,142	3,142	3,142	3,367	3,367	3,367
722900 Fringe Benefit Adjustments	0	5,903	5,903	0	3,540	3,540	3,540
	1,181,963	1,344,721	1,346,906	1,272,583	1,246,178	1,244,804	1,244,804
Personnel	2,953,295	3,265,569	3,272,473	3,113,550	3,204,451	3,173,293	3,173,293
Operating Expenses							
Contractual Services							
730044 Adj Prior Years Revenue	0	0	0	8,600	0	0	0
730072 Advertising	115,544	112,000	112,000	112,000	112,000	112,000	112,000
730240 Cash Shortage	662	2,200	2,200	800	1,000	1,000	1,000
730247 Charge Card Fee	50,040	54,000	54,000	300	0	0	0
730373 Contracted Services	703,477	735,000	735,000	735,000	735,000	735,000	735,000
730646 Equipment Maintenance	0	500	500	1,941	500	500	500
730655 Equipment Replacement	5,180	0	0	0	0	0	0
730716 Fees Civil Service	1,156,235	1,200,000	1,200,000	1,164,900	1,200,000	1,200,000	1,200,000
730751 Foreclosure Notification	358,215	250,000	250,000	420,000	435,385	435,385	435,385
730772 Freight and Express	48	0	0	0	0	0	0
731143 Mail Handling-Postage Svc	4,688	153,000	153,000	0	0	0	0
731213 Membership Dues	2,559	5,190	5,190	5,190	5,190	5,190	5,190
731241 Miscellaneous	525	500	500	500	500	500	500
731346 Personal Mileage	1,386	4,180	4,180	1,000	4,180	4,180	4,180
731388 Printing	18,230	11,385	11,385	25,500	20,000	20,000	20,000
731458 Professional Services	30,843	29,000	29,000	23,900	29,000	29,000	29,000
731549 Recording Fee-Forfeiture Cert	132,334	110,000	110,000	123,300	110,000	110,000	110,000
731556 Recording Fee-Redemption Cert	106,071	88,000	88,000	100,000	88,000	88,000	88,000
731563 Recording Fees	11,691	4,100	4,100	4,100	4,100	4,100	4,100
731591 Register of Deeds	14,310	0	0	11,100	5,000	5,000	5,000
731626 Rent	7,900	0	0	8,000	8,000	8,000	8,000
731773 Software Rental Lease Purchase	0	0	141,000	141,000	0	0	0
731913 Title Search	1,641,600	1,700,000	1,700,000	1,500,000	1,700,000	1,700,000	1,700,000
732011 Transportation Service	1,062	0	0	0	0	0	0
732018 Travel and Conference	3,602	3,850	3,850	3,850	3,850	3,850	3,850
732039 Twp and City Treas Bonds	38,517	49,000	49,000	49,000	49,000	49,000	49,000
732165 Workshops and Meeting	428	2,000	2,000	1,000	2,000	2,000	2,000
	4,405,146	4,513,905	4,654,905	4,440,981	4,512,705	4,512,705	4,512,705
Commodities							
750049 Computer Supplies	11,666	24,000	27,221	13,200	24,000	24,000	24,000
750154 Expendable Equipment	0	0	0	0	500	500	500
750168 FA Proprietary Equipment Exp	0	500	500	0	0	0	0
750392 Metered Postage	43,822	38,835	38,835	38,835	38,835	38,835	38,835

Department:	701 - Treasurers Office	OAKLAND COUNTY, MICHIGAN						
General Fund / General Purpose		FY2015 AND FY2016 AND FY2017 Adopted Budget						

Account Number/Description	FY 2013 Actual	FY 2014			FY 2015 Adopted	FY 2016 Adopted	FY 2017 Adopted
		Adopted Budget	Amended Budget As Of 6/30	Estimated Actual			
750399 Office Supplies	31,387	28,000	28,000	28,000	28,000	28,000	28,000
750532 Tax Collection Supplies	0	1,400	1,400	0	1,400	1,400	1,400
	86,875	92,735	95,956	80,035	92,735	92,735	92,735
Capital Outlay							
760126 Capital Outlay Miscellaneous	0	0	1,344	1,344	0	0	0
	0	0	1,344	1,344	0	0	0
Operating Expenses	4,492,020	4,606,640	4,752,205	4,522,360	4,605,440	4,605,440	4,605,440
Internal Support							
Internal Services							
770631 Bldg Space Cost Allocation	153,125	172,062	172,062	172,062	145,166	172,584	173,313
770667 Convenience Copier	5,384	7,268	7,268	40	0	0	0
772618 Equipment Rental	12,491	12,379	12,379	12,379	12,859	12,859	12,859
773630 Info Tech Development	395,079	0	311,109	311,109	0	0	0
774636 Info Tech Operations	334,033	350,949	350,949	350,949	365,154	365,154	365,154
774637 Info Tech Managed Print Svcs	0	0	0	6,200	10,716	10,716	10,716
774677 Insurance Fund	1,728	1,729	1,729	1,729	1,729	1,729	1,729
775754 Maintenance Department Charges	2,433	0	1,841	1,841	0	0	0
778675 Telephone Communications	21,486	18,316	18,316	20,000	22,007	22,007	22,007
	925,758	562,703	875,653	876,309	557,631	585,049	585,778
Internal Support	925,758	562,703	875,653	876,309	557,631	585,049	585,778
Transfers/Other Sources (Uses)							
Transfers Out							
788001 Transfers Out	1,866	120,000	120,000	120,000	120,000	120,000	120,000
	1,866	120,000	120,000	120,000	120,000	120,000	120,000
Transfers/Other Sources (Uses)	1,866	120,000	120,000	120,000	120,000	120,000	120,000
Grand Total Expenditures	8,372,940	8,554,912	9,020,331	8,632,219	8,487,522	8,483,782	8,484,511

Department:	501 - Board of Commissioners	OAKLAND COUNTY, MICHIGAN					
General Fund / General Purpose		FY2015 AND FY2016 AND FY2017 Adopted Budget					

Account Number/Description	FY 2013 Actual	FY 2014			FY 2015 Adopted	FY 2016 Adopted	FY 2017 Adopted
		Adopted Budget	Amended Budget As Of 6/30	Estimated Actual			
Revenues							
Revenue							
Charges for Services							
630378 Copier Machine Charges	7,702	14,000	14,000	7,300	8,000	8,000	8,000
630686 Fee Income	3,556	0	0	13,400	7,300	7,300	7,300
631253 Miscellaneous	5,428	6,000	6,000	4,600	6,000	6,000	6,000
631498 Per Diem	450	600	600	600	600	600	600
631827 Reimb General	60	0	0	0	0	0	0
631869 Reimb Salaries	2,478	0	0	2,100	0	0	0
	19,674	20,600	20,600	28,000	21,900	21,900	21,900
Contributions							
650301 Donations	3,307	0	0	4,200	0	0	0
	3,307	0	0	4,200	0	0	0
Other Revenues							
670114 Cash Overages	45	0	0	0	0	0	0
	45	0	0	0	0	0	0
Revenue	23,026	20,600	20,600	32,200	21,900	21,900	21,900
Grand Total Revenues	23,026	20,600	20,600	32,200	21,900	21,900	21,900

Expenditures

Personnel							
Salaries							
702010 Salaries Regular	1,415,937	1,560,532	1,560,532	1,516,132	1,609,777	1,609,777	1,609,777
702030 Holiday	35,052	0	0	0	0	0	0
702050 Annual Leave	50,317	0	0	0	0	0	0
702080 Sick Leave	16,104	0	0	0	0	0	0
702100 Retroactive	111	0	0	0	0	0	0
702110 Per Diem	4,571	5,600	5,600	4,700	5,600	5,600	5,600
702120 Jury Duty	171	0	0	0	0	0	0
702140 Other Miscellaneous Salaries	6,500	0	0	0	0	0	0
702200 Death Leave	1,639	0	0	0	0	0	0
712020 Overtime	2,359	3,500	3,500	3,100	3,500	3,500	3,500
	1,532,762	1,569,632	1,569,632	1,523,932	1,618,877	1,618,877	1,618,877
Fringe Benefits							
722750 Workers Compensation	3,409	3,520	3,520	3,320	3,605	3,605	3,605
722760 Group Life	4,390	4,872	4,872	4,472	4,965	4,965	4,965
722770 Retirement	564,102	549,878	549,878	530,578	451,096	451,096	451,096

Department:	501 - Board of Commissioners	OAKLAND COUNTY, MICHIGAN					
General Fund / General Purpose		FY2015 AND FY2016 AND FY2017 Adopted Budget					

Account Number/Description		FY 2013 Actual	FY 2014			FY 2015 Adopted	FY 2016 Adopted	FY 2017 Adopted
			Adopted Budget	Amended Budget As Of 6/30	Estimated Actual			
722780	Hospitalization	319,118	368,231	368,231	329,131	344,477	344,477	344,477
722790	Social Security	111,853	120,408	120,408	111,308	123,153	123,153	123,153
722800	Dental	24,140	27,417	27,417	25,517	27,590	27,590	27,590
722810	Disability	10,918	12,836	12,836	11,736	13,259	13,259	13,259
722820	Unemployment Insurance	5,615	2,834	2,834	4,334	2,928	2,928	2,928
722850	Optical	2,753	3,214	3,214	3,014	3,182	3,182	3,182
722900	Fringe Benefit Adjustments	0	(2,343)	(2,343)	(2,343)	3,221	3,221	3,221
		1,046,298	1,090,867	1,090,867	1,021,067	977,476	977,476	977,476
Personnel		2,579,060	2,660,499	2,660,499	2,544,999	2,596,353	2,596,353	2,596,353
Operating Expenses								
Contractual Services								
730072	Advertising	0	300	300	0	300	300	300
730114	Auction Expense	7	0	0	0	0	0	0
730156	Binding	1,859	2,130	2,130	2,130	2,130	2,130	2,130
730338	Computer Research Service	86,284	90,000	90,000	90,200	95,000	95,000	95,000
730373	Contracted Services	120,000	123,600	123,600	123,600	127,308	131,127	135,061
730646	Equipment Maintenance	1,477	1,600	1,600	1,600	1,600	1,600	1,600
730709	Fees - Per Diems	990	2,530	2,530	1,530	2,530	2,530	2,530
730856	Historical Commission	2,150	2,350	2,350	2,350	2,350	2,350	2,350
731073	Legal Services	0	8,000	8,000	0	8,000	8,000	8,000
731080	Legislative Expense	0	8,000	8,000	0	8,000	8,000	8,000
731101	Library Continuations	77,790	85,000	85,000	85,000	90,000	90,000	90,000
731213	Membership Dues	2,289	2,475	2,475	975	2,475	2,475	2,475
731339	Periodicals Books Publ Sub	49,310	32,941	32,941	36,500	27,941	27,941	27,941
731346	Personal Mileage	21,694	29,759	29,759	19,359	29,759	29,759	29,759
731388	Printing	6,252	10,680	10,680	3,680	10,680	10,680	10,680
731435	Prof Serv - Annual Audit	233,500	248,000	248,000	228,500	255,000	255,000	255,000
731458	Professional Services	62,530	63,300	63,300	63,300	63,300	63,300	63,300
731500	Public Information	57,807	3,977	59,347	55,900	31,777	31,777	31,777
731780	Software Support Maintenance	10,207	15,473	15,473	10,200	10,473	10,473	10,473
731818	Special Event Program	615	3,000	3,000	3,000	3,000	3,000	3,000
731822	Special Projects	924	1,266	41,266	2,400	1,266	1,266	1,266
732018	Travel and Conference	2,694	21,500	21,500	9,500	21,500	21,500	21,500
732165	Workshops and Meeting	12,578	33,020	33,020	8,700	33,020	33,020	33,020
		750,957	788,901	884,271	748,424	827,409	831,228	835,162
Commodities								
750049	Computer Supplies	0	500	500	0	500	500	500
750154	Expendable Equipment	0	1,000	1,000	0	1,000	1,000	1,000
750217	Groceries	0	200	200	0	200	200	200
750392	Metered Postage	4,010	3,590	3,590	2,900	3,590	3,590	3,590

Department:	501 - Board of Commissioners	OAKLAND COUNTY, MICHIGAN						
General Fund / General Purpose		FY2015 AND FY2016 AND FY2017 Adopted Budget						

Account Number/Description	FY 2013 Actual	FY 2014			FY 2015 Adopted	FY 2016 Adopted	FY 2017 Adopted
		Adopted Budget	Amended Budget As Of 6/30	Estimated Actual			
750399 Office Supplies	12,911	13,934	13,934	10,801	13,934	13,934	13,934
750448 Postage-Standard Mailing	0	200	200	0	200	200	200
	16,921	19,424	19,424	13,701	19,424	19,424	19,424
Capital Outlay							
760126 Capital Outlay Miscellaneous	0	0	0	6,500	0	0	0
	0	0	0	6,500	0	0	0
Operating Expenses	767,878	808,325	903,695	768,625	846,833	850,652	854,586
Internal Support							
Internal Services							
770631 Bldg Space Cost Allocation	465,314	523,080	523,080	523,080	441,607	525,012	527,231
770667 Convenience Copier	5,155	7,506	7,506	(855)	0	0	0
772618 Equipment Rental	28,543	5,172	5,172	5,172	5,172	5,172	5,172
773630 Info Tech Development	3,232	0	10,152	10,152	0	0	0
774636 Info Tech Operations	139,732	147,682	147,682	132,700	140,180	140,180	140,180
774637 Info Tech Managed Print Svcs	0	0	0	3,400	10,747	10,747	10,747
774677 Insurance Fund	2,080	2,081	2,081	2,081	2,081	2,081	2,081
775754 Maintenance Department Charges	11,460	0	3,855	3,855	0	0	0
778675 Telephone Communications	14,189	14,865	14,865	14,319	14,433	14,433	14,433
	669,705	700,386	714,393	693,904	614,220	697,625	699,844
Internal Support	669,705	700,386	714,393	693,904	614,220	697,625	699,844
Grand Total Expenditures	4,016,643	4,169,210	4,278,587	4,007,528	4,057,406	4,144,630	4,150,783

Department:	Board of Commissioners	OAKLAND COUNTY, MICHIGAN					
Organization:	50101 - BOC - Administration						
Fund:	10100 - General						
		FY2015 AND FY2016 AND FY2017 Adopted Budget					

Account Number/Description	FY 2013 Actual	FY 2014			FY 2015 Adopted	FY 2016 Adopted	FY 2017 Adopted
		Adopted Budget	Amended Budget As Of 6/30	Estimated Actual			
Revenues							
Revenue							
Charges for Services							
630686 Fee Income	3,556	0	0	13,400	7,300	7,300	7,300
631498 Per Diem	450	600	600	600	600	600	600
631827 Reimb General	60	0	0	0	0	0	0
	4,066	600	600	14,000	7,900	7,900	7,900
Contributions							
650301 Donations	3,307	0	0	4,200	0	0	0
	3,307	0	0	4,200	0	0	0
Revenue	7,373	600	600	18,200	7,900	7,900	7,900
Grand Total Revenues	7,373	600	600	18,200	7,900	7,900	7,900

Expenditures

Personnel							
Salaries							
702010 Salaries Regular	1,138,800	1,222,293	1,222,293	1,200,693	1,261,389	1,261,389	1,261,389
702030 Holiday	20,105	0	0	0	0	0	0
702050 Annual Leave	29,753	0	0	0	0	0	0
702080 Sick Leave	8,841	0	0	0	0	0	0
702110 Per Diem	4,571	5,600	5,600	4,700	5,600	5,600	5,600
702120 Jury Duty	171	0	0	0	0	0	0
702140 Other Miscellaneous Salaries	3,000	0	0	0	0	0	0
702200 Death Leave	1,199	0	0	0	0	0	0
712020 Overtime	2,359	3,500	3,500	3,100	3,500	3,500	3,500
	1,208,799	1,231,393	1,231,393	1,208,493	1,270,489	1,270,489	1,270,489
Fringe Benefits							
722750 Workers Compensation	2,691	2,762	2,762	2,662	2,824	2,824	2,824
722760 Group Life	3,372	3,830	3,830	3,430	3,889	3,889	3,889
722770 Retirement	445,853	427,996	427,996	418,996	351,411	351,411	351,411
722780 Hospitalization	257,340	302,076	302,076	271,376	295,236	295,236	295,236
722790 Social Security	87,688	94,533	94,533	87,533	96,500	96,500	96,500
722800 Dental	20,389	23,397	23,397	21,797	24,076	24,076	24,076
722810 Disability	6,140	7,939	7,939	6,839	8,214	8,214	8,214
722820 Unemployment Insurance	4,434	1,753	1,753	3,353	1,814	1,814	1,814
722850 Optical	2,356	2,789	2,789	2,589	2,837	2,837	2,837

Department:	Board of Commissioners	OAKLAND COUNTY, MICHIGAN					
Organization:	50101 - BOC - Administration						
Fund:	10100 - General						
		FY2015 AND FY2016 AND FY2017 Adopted Budget					

Account Number/Description	FY 2013 Actual	FY 2014			FY 2015 Adopted	FY 2016 Adopted	FY 2017 Adopted
		Adopted Budget	Amended Budget As Of 6/30	Estimated Actual			
722900 Fringe Benefit Adjustments	0	(2,343)	(2,343)	(2,343)	3,221	3,221	3,221
	830,263	864,732	864,732	816,232	790,022	790,022	790,022
Personnel	2,039,062	2,096,125	2,096,125	2,024,725	2,060,511	2,060,511	2,060,511
Operating Expenses							
Contractual Services							
730072 Advertising	0	300	300	0	300	300	300
730856 Historical Commission	2,150	2,350	2,350	2,350	2,350	2,350	2,350
731073 Legal Services	0	8,000	8,000	0	8,000	8,000	8,000
731080 Legislative Expense	0	8,000	8,000	0	8,000	8,000	8,000
731213 Membership Dues	1,790	2,000	2,000	500	2,000	2,000	2,000
731339 Periodicals Books Publ Sub	2,103	2,000	2,000	2,600	2,000	2,000	2,000
731346 Personal Mileage	19,958	28,000	28,000	17,600	28,000	28,000	28,000
731388 Printing	6,036	10,000	10,000	3,000	10,000	10,000	10,000
731435 Prof Serv - Annual Audit	233,500	248,000	248,000	228,500	255,000	255,000	255,000
731458 Professional Services	62,530	63,300	63,300	63,300	63,300	63,300	63,300
731500 Public Information	57,807	3,977	59,347	55,900	31,777	31,777	31,777
731818 Special Event Program	615	3,000	3,000	3,000	3,000	3,000	3,000
731822 Special Projects	0	0	40,000	2,100	0	0	0
732018 Travel and Conference	2,694	20,000	20,000	9,500	20,000	20,000	20,000
732165 Workshops and Meeting	9,032	30,000	30,000	7,000	30,000	30,000	30,000
	398,215	428,927	524,297	395,350	463,727	463,727	463,727
Commodities							
750049 Computer Supplies	0	500	500	0	500	500	500
750154 Expendable Equipment	0	1,000	1,000	0	1,000	1,000	1,000
750217 Groceries	0	200	200	0	200	200	200
750392 Metered Postage	3,525	2,877	2,877	2,500	2,877	2,877	2,877
750399 Office Supplies	7,297	6,801	6,801	6,801	6,801	6,801	6,801
750448 Postage-Standard Mailing	0	200	200	0	200	200	200
	10,822	11,578	11,578	9,301	11,578	11,578	11,578
Capital Outlay							
760126 Capital Outlay Miscellaneous	0	0	0	6,500	0	0	0
	0	0	0	6,500	0	0	0
Operating Expenses	409,037	440,505	535,875	411,151	475,305	475,305	475,305
Internal Support							
Internal Services							
770631 Bldg Space Cost Allocation	132,782	149,424	149,424	149,424	126,360	150,226	150,860
770667 Convenience Copier	2,512	2,385	2,385	(1,200)	0	0	0
772618 Equipment Rental	23,371	0	0	0	0	0	0

Department:	Board of Commissioners	OAKLAND COUNTY, MICHIGAN
Organization:	50101 - BOC - Administration	
Fund:	10100 - General	
		FY2015 AND FY2016 AND FY2017 Adopted Budget

Account Number/Description	FY 2013 Actual	FY 2014			FY 2015 Adopted	FY 2016 Adopted	FY 2017 Adopted
		Adopted Budget	Amended Budget As Of 6/30	Estimated Actual			
773630 Info Tech Development	779	0	6,182	6,182	0	0	0
774636 Info Tech Operations	44,684	47,333	47,333	43,200	45,640	45,640	45,640
774637 Info Tech Managed Print Svcs	0	0	0	1,000	3,908	3,908	3,908
774677 Insurance Fund	1,606	1,607	1,607	1,607	1,607	1,607	1,607
775754 Maintenance Department Charges	7,155	0	3,735	3,735	0	0	0
778675 Telephone Communications	9,205	9,519	9,519	9,519	9,552	9,552	9,552
	222,095	210,268	220,185	213,467	187,067	210,933	211,567
Internal Support	222,095	210,268	220,185	213,467	187,067	210,933	211,567
Grand Total Expenditures	2,670,193	2,746,898	2,852,185	2,649,343	2,722,883	2,746,749	2,747,383

Department:	Board of Commissioners	OAKLAND COUNTY, MICHIGAN					
Organization:	50103 - Library Board						
Fund:	10100 - General						
		FY2015 AND FY2016 AND FY2017 Adopted Budget					

Account Number/Description	FY 2013 Actual	FY 2014			FY 2015 Adopted	FY 2016 Adopted	FY 2017 Adopted
		Adopted Budget	Amended Budget As Of 6/30	Estimated Actual			
Revenues							
Revenue							
Charges for Services							
630378 Copier Machine Charges	7,702	14,000	14,000	7,300	8,000	8,000	8,000
631253 Miscellaneous	5,428	6,000	6,000	4,600	6,000	6,000	6,000
631869 Reimb Salaries	2,478	0	0	2,100	0	0	0
	<u>15,608</u>	<u>20,000</u>	<u>20,000</u>	<u>14,000</u>	<u>14,000</u>	<u>14,000</u>	<u>14,000</u>
Other Revenues							
670114 Cash Overages	45	0	0	0	0	0	0
	<u>45</u>	<u>0</u>	<u>0</u>	<u>0</u>	<u>0</u>	<u>0</u>	<u>0</u>
Revenue	15,653	20,000	20,000	14,000	14,000	14,000	14,000
Grand Total Revenues	15,653	20,000	20,000	14,000	14,000	14,000	14,000

Expenditures							
Personnel							
Salaries							
702010 Salaries Regular	277,138	338,239	338,239	315,439	348,388	348,388	348,388
702030 Holiday	14,947	0	0	0	0	0	0
702050 Annual Leave	20,564	0	0	0	0	0	0
702080 Sick Leave	7,263	0	0	0	0	0	0
702100 Retroactive	111	0	0	0	0	0	0
702140 Other Miscellaneous Salaries	3,500	0	0	0	0	0	0
702200 Death Leave	440	0	0	0	0	0	0
	<u>323,963</u>	<u>338,239</u>	<u>338,239</u>	<u>315,439</u>	<u>348,388</u>	<u>348,388</u>	<u>348,388</u>
Fringe Benefits							
722750 Workers Compensation	718	758	758	658	781	781	781
722760 Group Life	1,018	1,042	1,042	1,042	1,076	1,076	1,076
722770 Retirement	118,249	121,882	121,882	111,582	99,685	99,685	99,685
722780 Hospitalization	61,778	66,155	66,155	57,755	49,241	49,241	49,241
722790 Social Security	24,164	25,875	25,875	23,775	26,653	26,653	26,653
722800 Dental	3,751	4,020	4,020	3,720	3,514	3,514	3,514
722810 Disability	4,779	4,897	4,897	4,897	5,045	5,045	5,045
722820 Unemployment Insurance	1,182	1,081	1,081	981	1,114	1,114	1,114
722850 Optical	397	425	425	425	345	345	345
	<u>216,035</u>	<u>226,135</u>	<u>226,135</u>	<u>204,835</u>	<u>187,454</u>	<u>187,454</u>	<u>187,454</u>
Personnel	539,998	564,374	564,374	520,274	535,842	535,842	535,842

Department:	Board of Commissioners	OAKLAND COUNTY, MICHIGAN
Organization:	50103 - Library Board	
Fund:	10100 - General	
		FY2015 AND FY2016 AND FY2017 Adopted Budget

Account Number/Description	FY 2013 Actual	FY 2014			FY 2015 Adopted	FY 2016 Adopted	FY 2017 Adopted
		Adopted Budget	Amended Budget As Of 6/30	Estimated Actual			
Operating Expenses							
Contractual Services							
730114	Auction Expense	7	0	0	0	0	0
730156	Binding	1,859	2,130	2,130	2,130	2,130	2,130
730338	Computer Research Service	86,284	90,000	90,000	90,200	95,000	95,000
730373	Contracted Services	120,000	123,600	123,600	123,600	127,308	131,127
730646	Equipment Maintenance	1,477	1,600	1,600	1,600	1,600	1,600
730709	Fees - Per Diems	990	2,530	2,530	1,530	2,530	2,530
731101	Library Continuations	77,790	85,000	85,000	85,000	90,000	90,000
731213	Membership Dues	499	475	475	475	475	475
731339	Periodicals Books Publ Sub	47,207	30,941	30,941	33,900	25,941	25,941
731346	Personal Mileage	1,737	1,759	1,759	1,759	1,759	1,759
731388	Printing	216	680	680	680	680	680
731780	Software Support Maintenance	10,207	15,473	15,473	10,200	10,473	10,473
731822	Special Projects	924	1,266	1,266	300	1,266	1,266
732018	Travel and Conference	0	1,500	1,500	0	1,500	1,500
732165	Workshops and Meeting	3,546	3,020	3,020	1,700	3,020	3,020
		352,742	359,974	359,974	353,074	363,682	367,501
Commodities							
750392	Metered Postage	485	713	713	400	713	713
750399	Office Supplies	5,614	7,133	7,133	4,000	7,133	7,133
		6,099	7,846	7,846	4,400	7,846	7,846
Operating Expenses		358,841	367,820	367,820	357,474	371,528	375,347
Internal Support							
Internal Services							
770631	Bldg Space Cost Allocation	332,532	373,656	373,656	373,656	315,247	374,786
770667	Convenience Copier	2,644	5,121	5,121	345	0	0
772618	Equipment Rental	5,172	5,172	5,172	5,172	5,172	5,172
773630	Info Tech Development	2,453	0	3,970	3,970	0	0
774636	Info Tech Operations	95,048	100,349	100,349	89,500	94,540	94,540
774637	Info Tech Managed Print Svcs	0	0	0	2,400	6,839	6,839
774677	Insurance Fund	474	474	474	474	474	474
775754	Maintenance Department Charges	4,305	0	120	120	0	0
778675	Telephone Communications	4,984	5,346	5,346	4,800	4,881	4,881
		447,610	490,118	494,208	480,437	427,153	486,692
Internal Support		447,610	490,118	494,208	480,437	427,153	486,692
Grand Total Expenditures		1,346,450	1,422,312	1,426,402	1,358,185	1,334,523	1,397,881

Department:	601 - Water Resources Commissioner	OAKLAND COUNTY, MICHIGAN					
General Fund / General Purpose		FY2015 AND FY2016 AND FY2017 Adopted Budget					

Account Number/Description	FY 2013 Actual	FY 2014			FY 2015 Adopted	FY 2016 Adopted	FY 2017 Adopted
		Adopted Budget	Amended Budget As Of 6/30	Estimated Actual			
Revenues							
Revenue							
State Grants							
615571 State Operating Grants	0	0	45,000	45,000	90,000	90,000	90,000
	0	0	45,000	45,000	90,000	90,000	90,000
Charges for Services							
631554 Plat Service Fees	5,820	1,000	1,000	1,000	1,000	1,000	1,000
631827 Reimb General	1,014,743	844,998	817,422	817,422	948,300	975,000	988,600
631876 Reimb Salaries Constr Admin	153,036	131,293	131,293	131,293	132,548	135,764	136,764
632121 Soil Erosion Fees	738,697	520,000	520,000	680,000	750,000	750,000	750,000
	1,912,296	1,497,291	1,469,715	1,629,715	1,831,848	1,861,764	1,876,364
Investment Income							
	0	0	0	0	0	0	0
Other Revenues							
670570 Refund Prior Years Expenditure	0	0	0	300	0	0	0
	0	0	0	300	0	0	0
Revenue	1,912,296	1,497,291	1,514,715	1,675,015	1,921,848	1,951,764	1,966,364
Grand Total Revenues	1,912,296	1,497,291	1,514,715	1,675,015	1,921,848	1,951,764	1,966,364

Expenditures							
Personnel							
Salaries							
702010 Salaries Regular	134,988	136,161	136,161	136,161	140,246	143,051	144,482
702140 Other Miscellaneous Salaries	500	0	0	0	0	0	0
	135,488	136,161	136,161	136,161	140,246	143,051	144,482
Fringe Benefits							
722750 Workers Compensation	302	305	305	305	314	319	322
722760 Group Life	383	418	418	418	430	437	440
722770 Retirement	51,467	49,522	49,522	49,522	40,615	41,262	41,592
722780 Hospitalization	17,279	18,323	18,323	18,323	16,362	16,622	16,755
722790 Social Security	8,632	9,024	9,024	9,024	9,288	9,436	9,511
722800 Dental	1,277	1,377	1,377	1,377	1,436	1,459	1,471
722820 Unemployment Insurance	499	0	0	0	0	0	0
722850 Optical	127	137	137	137	90	91	92
	79,966	79,106	79,106	79,106	68,535	69,626	70,183
Personnel	215,455	215,267	215,267	215,267	208,781	212,677	214,665

Department:	601 - Water Resources Commissioner	OAKLAND COUNTY, MICHIGAN					
General Fund / General Purpose		FY2015 AND FY2016 AND FY2017 Adopted Budget					

Account Number/Description	FY 2013 Actual	FY 2014			FY 2015 Adopted	FY 2016 Adopted	FY 2017 Adopted	
		Adopted Budget	Amended Budget As Of 6/30	Estimated Actual				
Operating Expenses								
Contractual Services								
730037	Adj Prior Years Exp	0	0	0	184	0	0	0
730247	Charge Card Fee	2,166	2,000	2,000	2,400	2,000	2,000	2,000
730324	Communications	1,300	2,000	2,000	1,600	2,000	2,000	2,000
730373	Contracted Services	23,834	100,000	150,000	80,000	200,000	200,000	200,000
730555	Education Programs	32	20,000	20,000	1,000	20,000	20,000	20,000
730653	Equipment Rental	596	3,100	3,100	3,100	3,100	3,100	3,100
730772	Freight and Express	11	250	250	250	250	250	250
731031	Laboratory Fees	0	2,000	2,000	1,000	2,000	2,000	2,000
731059	Laundry and Cleaning	0	3,271	3,271	0	0	0	0
731073	Legal Services	12,578	54,000	54,000	215,000	54,000	54,000	54,000
731115	Licenses and Permits	3,000	3,000	3,000	3,030	3,000	3,000	3,000
731213	Membership Dues	19,830	21,815	21,815	21,815	21,815	21,815	21,815
731339	Periodicals Books Publ Sub	2,092	2,000	2,000	2,000	2,000	2,000	2,000
731346	Personal Mileage	2,455	2,992	2,992	2,992	2,992	2,992	2,992
731388	Printing	7,370	15,993	15,993	10,000	15,993	15,993	15,993
731444	Prof Svc-Consultant	6,120	35,000	35,000	8,000	15,000	15,000	15,000
731458	Professional Services	35,923	15,300	15,300	15,300	38,571	38,571	38,571
731528	Publishing Legal Notices	960	3,000	3,000	1,000	3,000	3,000	3,000
731563	Recording Fees	918	1,000	1,000	1,000	1,000	1,000	1,000
731857	Stream Gauge Program	55,340	61,575	61,575	61,575	61,575	61,575	61,575
731941	Training	50	5,000	5,000	500	5,000	5,000	5,000
732018	Travel and Conference	6,233	22,714	22,714	22,714	22,714	22,714	22,714
732123	Watershed-Clinton River	5,141	5,141	5,141	5,141	5,141	5,141	5,141
732130	Watershed-Huron River	2,706	2,706	2,706	2,706	2,706	2,706	2,706
732165	Workshops and Meeting	636	5,700	5,700	2,700	5,700	5,700	5,700
		189,291	389,557	439,557	465,007	489,557	489,557	489,557
Commodities								
750140	Employee Footwear	1,174	3,200	3,200	3,200	2,200	2,200	2,200
750154	Expendable Equipment	2,191	5,000	5,000	5,000	5,000	5,000	5,000
750170	Other Expendable Equipment	634	2,000	2,000	2,000	2,000	2,000	2,000
750294	Material and Supplies	17,514	16,500	16,500	20,000	17,500	17,500	17,500
750301	Medical Supplies	0	100	100	100	100	100	100
750392	Metered Postage	17,743	22,770	22,770	22,770	22,770	22,770	22,770
750399	Office Supplies	25,857	22,548	22,548	32,000	24,548	24,548	24,548
750406	Paper Printing	0	1,000	1,000	1,000	1,000	1,000	1,000
750567	Training-Educational Supplies	0	9,000	9,000	2,000	9,000	9,000	9,000
750581	Uniforms	11,626	16,300	20,014	14,062	14,300	14,300	14,300
		76,740	98,418	102,132	102,132	98,418	98,418	98,418

Department:	601 - Water Resources Commissioner	OAKLAND COUNTY, MICHIGAN					
General Fund / General Purpose		FY2015 AND FY2016 AND FY2017 Adopted Budget					

Account Number/Description	FY 2013 Actual	FY 2014			FY 2015 Adopted	FY 2016 Adopted	FY 2017 Adopted
		Adopted Budget	Amended Budget As Of 6/30	Estimated Actual			
Capital Outlay	0	0	0	0	0	0	0
Operating Expenses	266,030	487,975	541,689	567,139	587,975	587,975	587,975
Internal Support							
Internal Services							
770631 Bldg Space Cost Allocation	500,303	529,896	529,896	529,896	431,612	513,128	515,297
770667 Convenience Copier	23,410	42,666	42,666	4,400	0	0	0
771638 Drain Equip Labor	3,227,954	3,338,114	3,314,679	3,314,679	3,169,206	3,222,631	3,249,881
771639 Drain Equipment	294,168	311,400	311,400	311,400	311,400	311,400	311,400
773630 Info Tech Development	244,371	0	216,543	216,543	0	0	0
774636 Info Tech Operations	227,575	277,388	277,388	277,388	232,044	232,044	232,044
774637 Info Tech Managed Print Svcs	0	0	0	38,266	29,760	29,760	29,760
774677 Insurance Fund	6,126	4,477	4,477	7,000	6,200	6,200	6,200
775754 Maintenance Department Charges	71,485	0	21,825	21,825	0	0	0
778675 Telephone Communications	23,015	24,368	24,368	24,368	23,100	23,100	23,100
	4,618,410	4,528,309	4,743,242	4,745,765	4,203,322	4,338,263	4,367,682
Internal Support	4,618,410	4,528,309	4,743,242	4,745,765	4,203,322	4,338,263	4,367,682
Transfers/Other Sources (Uses)							
Transfers Out							
788001 Transfers Out	46,535	56,165	56,165	56,165	56,165	56,165	56,165
	46,535	56,165	56,165	56,165	56,165	56,165	56,165
Transfers/Other Sources (Uses)	46,535	56,165	56,165	56,165	56,165	56,165	56,165
Grand Total Expenditures	5,146,430	5,287,716	5,556,363	5,584,336	5,056,243	5,195,080	5,226,487

Department:	101 - County Executive	OAKLAND COUNTY, MICHIGAN					
General Fund / General Purpose		FY2015 AND FY2016 AND FY2017 Adopted Budget					

Account Number/Description	FY 2013 Actual	FY 2014			FY 2015 Adopted	FY 2016 Adopted	FY 2017 Adopted
		Adopted Budget	Amended Budget As Of 6/30	Estimated Actual			
Revenues							
Revenue							
Charges for Services							
631743 Refunds Miscellaneous	283,706	230,000	230,000	330,000	230,000	230,000	230,000
631827 Reimb General	2	0	0	0	0	0	0
631848 Reimb Personal Mileage	253	0	0	0	0	0	0
631869 Reimb Salaries	3,453	0	0	0	0	0	0
	<u>287,413</u>	<u>230,000</u>	<u>230,000</u>	<u>330,000</u>	<u>230,000</u>	<u>230,000</u>	<u>230,000</u>
Revenue	287,413	230,000	230,000	330,000	230,000	230,000	230,000
Grand Total Revenues	287,413	230,000	230,000	330,000	230,000	230,000	230,000

Expenditures

Personnel							
Salaries							
702010 Salaries Regular	3,069,245	3,512,146	3,515,924	3,458,924	3,640,148	3,640,148	3,640,148
702030 Holiday	97,579	0	0	0	0	0	0
702050 Annual Leave	141,854	0	0	0	0	0	0
702080 Sick Leave	42,361	0	0	0	0	0	0
702120 Jury Duty	347	0	0	0	0	0	0
702140 Other Miscellaneous Salaries	16,500	0	0	0	0	0	0
702200 Death Leave	2,593	0	0	0	0	0	0
702360 Short Term Disability	1,223	0	0	0	0	0	0
712020 Overtime	441	6,800	6,800	6,800	6,800	6,800	6,800
	<u>3,372,143</u>	<u>3,518,946</u>	<u>3,522,724</u>	<u>3,465,724</u>	<u>3,646,948</u>	<u>3,646,948</u>	<u>3,646,948</u>
Fringe Benefits							
722750 Workers Compensation	8,005	8,463	8,463	8,463	8,736	8,736	8,736
722760 Group Life	9,469	10,496	10,496	10,496	10,904	10,904	10,904
722770 Retirement	1,243,274	1,275,879	1,275,879	1,256,979	1,068,760	1,068,760	1,068,760
722780 Hospitalization	450,394	511,296	511,296	487,196	518,183	518,183	518,183
722790 Social Security	232,826	248,400	248,400	248,400	257,623	257,623	257,623
722800 Dental	32,552	36,384	36,384	36,384	39,668	39,668	39,668
722810 Disability	43,855	46,874	46,874	46,874	48,705	48,705	48,705
722820 Unemployment Insurance	12,373	10,722	10,722	10,722	11,064	11,064	11,064
722850 Optical	3,374	3,932	3,932	3,932	4,527	4,527	4,527
722900 Fringe Benefit Adjustments	0	13,785	14,174	14,174	2,407	2,407	2,407
	<u>2,036,121</u>	<u>2,166,231</u>	<u>2,166,620</u>	<u>2,123,620</u>	<u>1,970,577</u>	<u>1,970,577</u>	<u>1,970,577</u>
Personnel Operating Expenses	5,408,264	5,685,177	5,689,344	5,589,344	5,617,525	5,617,525	5,617,525

Department:	101 - County Executive	OAKLAND COUNTY, MICHIGAN					
General Fund / General Purpose		FY2015 AND FY2016 AND FY2017 Adopted Budget					

Account Number/Description	FY 2013 Actual	FY 2014			FY 2015 Adopted	FY 2016 Adopted	FY 2017 Adopted
		Adopted Budget	Amended Budget As Of 6/30	Estimated Actual			
<u>Contractual Services</u>							
730072 Advertising	0	500	500	500	500	500	500
730338 Computer Research Service	9,150	15,000	15,000	12,000	15,000	15,000	15,000
730373 Contracted Services	596	1,600	1,600	1,600	1,600	1,600	1,600
730408 Court Cost	820	2,000	2,000	2,000	2,000	2,000	2,000
730646 Equipment Maintenance	138	200	200	200	200	200	200
730653 Equipment Rental	1,138	0	0	0	0	0	0
730772 Freight and Express	324	700	700	700	700	700	700
731101 Library Continuations	12,090	10,400	10,400	10,400	10,400	10,400	10,400
731213 Membership Dues	11,323	17,341	17,341	17,341	17,341	17,341	17,341
731241 Miscellaneous	10	500	500	500	500	500	500
731339 Periodicals Books Publ Sub	2,359	4,700	4,700	4,700	4,700	4,700	4,700
731346 Personal Mileage	9,256	13,688	13,688	11,688	13,688	13,688	13,688
731388 Printing	13,251	49,460	49,460	18,460	34,460	34,460	34,460
731458 Professional Services	168,569	194,500	694,500	274,500	192,000	192,000	192,000
731640 Reporter and Steno Services	0	500	500	500	500	500	500
731773 Software Rental Lease Purchase	0	0	0	0	2,500	2,500	2,500
731822 Special Projects	3,868	10,000	10,000	10,000	25,000	25,000	25,000
731948 Training Related	0	1,880	1,880	1,880	0	0	0
732018 Travel and Conference	10,614	18,800	18,800	18,800	22,531	22,531	22,531
732020 Travel Employee Taxable Meals	15	0	0	0	0	0	0
732165 Workshops and Meeting	312	1,900	1,900	1,900	1,900	1,900	1,900
	243,835	343,669	843,669	387,669	345,520	345,520	345,520
<u>Commodities</u>							
750049 Computer Supplies	1,862	3,000	3,000	3,000	3,000	3,000	3,000
750154 Expendable Equipment	1,942	4,772	4,772	4,772	3,900	3,900	3,900
750392 Metered Postage	7,311	14,842	14,842	10,842	14,363	14,363	14,363
750399 Office Supplies	20,128	24,846	24,846	23,346	24,346	24,346	24,346
750427 Photographic Supplies	9	0	0	0	0	0	0
750448 Postage-Standard Mailing	7	200	200	200	200	200	200
	31,258	47,660	47,660	42,160	45,809	45,809	45,809
<u>Capital Outlay</u>							
760126 Capital Outlay Miscellaneous	1,653	0	0	0	0	0	0
	1,653	0	0	0	0	0	0
Operating Expenses	276,746	391,329	891,329	429,829	391,329	391,329	391,329
<u>Internal Support</u>							
<u>Internal Services</u>							
770631 Bldg Space Cost Allocation	445,132	500,806	500,806	500,806	423,417	503,386	505,514
770667 Convenience Copier	7,777	19,795	19,795	19,795	0	0	0

Department:	101 - County Executive	OAKLAND COUNTY, MICHIGAN						
General Fund / General Purpose		FY2015 AND FY2016 AND FY2017 Adopted Budget						

Account Number/Description	FY 2013 Actual	FY 2014			FY 2015 Adopted	FY 2016 Adopted	FY 2017 Adopted
		Adopted Budget	Amended Budget As Of 6/30	Estimated Actual			
772618 Equipment Rental	2,664	3,504	3,504	3,504	3,504	3,504	3,504
773630 Info Tech Development	8,872	0	12,902	12,902	0	0	0
774636 Info Tech Operations	254,678	266,326	266,326	266,326	260,448	260,448	260,448
774637 Info Tech Managed Print Svcs	0	0	0	0	14,969	14,969	14,969
774677 Insurance Fund	3,815	3,873	3,873	3,873	3,873	3,873	3,873
775754 Maintenance Department Charges	27,064	0	18,840	18,840	0	0	0
776659 Motor Pool Fuel Charges	886	1,019	1,019	1,019	987	1,258	1,258
776661 Motor Pool	6,695	5,526	5,526	5,526	8,031	8,031	8,031
778675 Telephone Communications	59,581	67,852	67,852	67,852	56,353	56,353	56,353
	817,164	868,701	900,443	900,443	771,582	851,822	853,950
Internal Support	817,164	868,701	900,443	900,443	771,582	851,822	853,950
<u>Transfers/Other Sources (Uses)</u>							
<u>Transfers Out</u>							
788001 Transfers Out	18,170	0	0	0	0	0	0
	18,170	0	0	0	0	0	0
Transfers/Other Sources (Uses)	18,170	0	0	0	0	0	0
Grand Total Expenditures	6,520,344	6,945,207	7,481,116	6,919,616	6,780,436	6,860,676	6,862,804

Department:	County Executive	OAKLAND COUNTY, MICHIGAN					
Organization:	10101 - Administration						
Fund:	10100 - General						
		FY2015 AND FY2016 AND FY2017 Adopted Budget					

Account Number/Description	FY 2013 Actual	FY 2014			FY 2015 Adopted	FY 2016 Adopted	FY 2017 Adopted
		Adopted Budget	Amended Budget As Of 6/30	Estimated Actual			

Grand Total Revenues

0

Expenditures

Personnel

Salaries

702010	Salaries Regular	1,247,289	1,325,864	1,325,864	1,300,864	1,357,030	1,357,030	1,357,030
702030	Holiday	14,885	0	0	0	0	0	0
702050	Annual Leave	24,286	0	0	0	0	0	0
702080	Sick Leave	6,544	0	0	0	0	0	0
702140	Other Miscellaneous Salaries	6,500	0	0	0	0	0	0
702200	Death Leave	1,029	0	0	0	0	0	0
		1,300,532	1,325,864	1,325,864	1,300,864	1,357,030	1,357,030	1,357,030

Fringe Benefits

722750	Workers Compensation	2,898	2,972	2,972	2,972	3,039	3,039	3,039
722760	Group Life	3,532	4,038	4,038	4,038	4,133	4,133	4,133
722770	Retirement	504,230	505,334	505,334	493,334	421,392	421,392	421,392
722780	Hospitalization	197,570	206,769	206,769	193,769	201,423	201,423	201,423
722790	Social Security	84,593	87,453	87,453	87,453	89,374	89,374	89,374
722800	Dental	12,664	12,950	12,950	12,950	14,111	14,111	14,111
722810	Disability	16,053	16,473	16,473	16,473	16,846	16,846	16,846
722820	Unemployment Insurance	4,774	3,677	3,677	3,677	3,757	3,757	3,757
722850	Optical	1,102	1,208	1,208	1,208	1,321	1,321	1,321
		827,416	840,874	840,874	815,874	755,396	755,396	755,396

Personnel

Operating Expenses

Contractual Services

730072	Advertising	0	500	500	500	500	500	500
730373	Contracted Services	596	1,600	1,600	1,600	1,600	1,600	1,600
730646	Equipment Maintenance	138	200	200	200	200	200	200
730653	Equipment Rental	1,138	0	0	0	0	0	0
730772	Freight and Express	324	400	400	400	400	400	400
731101	Library Continuations	2,940	1,900	1,900	1,900	1,900	1,900	1,900
731213	Membership Dues	1,842	6,800	6,800	6,800	6,800	6,800	6,800
731339	Periodicals Books Publ Sub	339	2,200	2,200	2,200	2,200	2,200	2,200
731346	Personal Mileage	5,864	5,800	5,800	5,800	5,800	5,800	5,800
731388	Printing	12,394	47,100	47,100	17,100	32,100	32,100	32,100
731458	Professional Services	168,302	168,000	668,000	254,000	168,000	168,000	168,000

Department:	County Executive	OAKLAND COUNTY, MICHIGAN						
Organization:	10101 - Administration							
Fund:	10100 - General							
		FY2015 AND FY2016 AND FY2017 Adopted Budget						

Account Number/Description		FY 2013 Actual	FY 2014			FY 2015 Adopted	FY 2016 Adopted	FY 2017 Adopted
			Adopted Budget	Amended Budget As Of 6/30	Estimated Actual			
731822	Special Projects	3,868	10,000	10,000	10,000	25,000	25,000	25,000
732018	Travel and Conference	2,079	10,000	10,000	10,000	10,000	10,000	10,000
732165	Workshops and Meeting	302	1,500	1,500	1,500	1,500	1,500	1,500
		200,125	256,000	756,000	312,000	256,000	256,000	256,000
Commodities								
750392	Metered Postage	6,536	12,871	12,871	8,871	12,871	12,871	12,871
750399	Office Supplies	12,166	14,073	14,073	14,073	14,073	14,073	14,073
750427	Photographic Supplies	9	0	0	0	0	0	0
		18,711	26,944	26,944	22,944	26,944	26,944	26,944
Operating Expenses		218,836	282,944	782,944	334,944	282,944	282,944	282,944
Internal Support								
Internal Services								
770631	Bldg Space Cost Allocation	227,935	272,915	272,915	272,915	230,884	274,490	275,651
770667	Convenience Copier	3,832	14,950	14,950	14,950	0	0	0
772618	Equipment Rental	1,824	1,824	1,824	1,824	1,824	1,824	1,824
773630	Info Tech Development	1,242	0	662	662	0	0	0
774636	Info Tech Operations	115,896	116,450	116,450	116,450	116,154	116,154	116,154
774637	Info Tech Managed Print Svcs	0	0	0	0	6,978	6,978	6,978
774677	Insurance Fund	1,044	1,045	1,045	1,045	1,045	1,045	1,045
775754	Maintenance Department Charges	25,744	0	17,270	17,270	0	0	0
776659	Motor Pool Fuel Charges	886	1,019	1,019	1,019	987	1,258	1,258
776661	Motor Pool	6,609	5,526	5,526	5,526	8,031	8,031	8,031
778675	Telephone Communications	36,207	40,857	40,857	40,857	33,582	33,582	33,582
		421,219	454,586	472,518	472,518	399,485	443,362	444,523
Internal Support		421,219	454,586	472,518	472,518	399,485	443,362	444,523
Grand Total Expenditures		2,768,004	2,904,268	3,422,200	2,924,200	2,794,855	2,838,732	2,839,893

Department:	County Executive	OAKLAND COUNTY, MICHIGAN
Organization:	10102 - Compliance Office	
Fund:	10100 - General	
		FY2015 AND FY2016 AND FY2017 Adopted Budget

Account Number/Description	FY 2013 Actual	FY 2014			FY 2015 Adopted	FY 2016 Adopted	FY 2017 Adopted
		Adopted Budget	Amended Budget As Of 6/30	Estimated Actual			
Revenues							
Revenue							
Charges for Services							
631743 Refunds Miscellaneous	283,706	230,000	230,000	330,000	230,000	230,000	230,000
631848 Reimb Personal Mileage	253	0	0	0	0	0	0
631869 Reimb Salaries	3,453	0	0	0	0	0	0
	287,412	230,000	230,000	330,000	230,000	230,000	230,000
Revenue	287,412	230,000	230,000	330,000	230,000	230,000	230,000
Grand Total Revenues	287,412	230,000	230,000	330,000	230,000	230,000	230,000

Expenditures

Personnel							
Salaries							
702010 Salaries Regular	714,726	902,857	906,635	906,635	946,485	946,485	946,485
702030 Holiday	38,185	0	0	0	0	0	0
702050 Annual Leave	54,533	0	0	0	0	0	0
702080 Sick Leave	15,363	0	0	0	0	0	0
702120 Jury Duty	347	0	0	0	0	0	0
702140 Other Miscellaneous Salaries	2,000	0	0	0	0	0	0
702200 Death Leave	952	0	0	0	0	0	0
712020 Overtime	441	6,800	6,800	6,800	6,800	6,800	6,800
	826,545	909,657	913,435	913,435	953,285	953,285	953,285
Fringe Benefits							
722750 Workers Compensation	2,339	2,582	2,582	2,582	2,704	2,704	2,704
722760 Group Life	2,344	2,677	2,677	2,677	2,793	2,793	2,793
722770 Retirement	305,670	330,573	330,573	328,673	277,717	277,717	277,717
722780 Hospitalization	131,247	154,876	154,876	146,776	152,676	152,676	152,676
722790 Social Security	59,497	67,061	67,061	67,061	69,990	69,990	69,990
722800 Dental	10,432	12,262	12,262	12,262	12,662	12,662	12,662
722810 Disability	10,888	12,603	12,603	12,603	13,142	13,142	13,142
722820 Unemployment Insurance	3,040	2,886	2,886	2,886	3,029	3,029	3,029
722850 Optical	1,071	1,266	1,266	1,266	1,479	1,479	1,479
722900 Fringe Benefit Adjustments	0	2,924	3,313	3,313	2,407	2,407	2,407
	526,527	589,710	590,099	580,099	538,599	538,599	538,599
Personnel	1,353,072	1,499,367	1,503,534	1,493,534	1,491,884	1,491,884	1,491,884
Operating Expenses							

Department:	County Executive	OAKLAND COUNTY, MICHIGAN					
Organization:	10102 - Compliance Office						
Fund:	10100 - General						
		FY2015 AND FY2016 AND FY2017 Adopted Budget					

Account Number/Description	FY 2013 Actual	FY 2014			FY 2015 Adopted	FY 2016 Adopted	FY 2017 Adopted
		Adopted Budget	Amended Budget As Of 6/30	Estimated Actual			
<u>Contractual Services</u>							
730772	Freight and Express	0	300	300	300	300	300
731213	Membership Dues	4,955	4,741	4,741	4,741	4,741	4,741
731339	Periodicals Books Publ Sub	30	0	0	0	0	0
731346	Personal Mileage	1,656	2,088	2,088	2,088	2,088	2,088
731388	Printing	291	1,501	1,501	501	1,501	1,501
731458	Professional Services	267	25,000	25,000	19,000	22,500	22,500
731773	Software Rental Lease Purchase	0	0	0	0	2,500	2,500
731948	Training Related	0	1,880	1,880	1,880	0	0
732018	Travel and Conference	3,699	4,300	4,300	4,300	8,031	8,031
732020	Travel Employee Taxable Meals	15	0	0	0	0	0
		10,912	39,810	39,810	32,810	41,661	41,661
<u>Commodities</u>							
750154	Expendable Equipment	1,080	3,272	3,272	3,272	2,400	2,400
750392	Metered Postage	307	970	970	970	491	491
750399	Office Supplies	4,039	5,200	5,200	3,700	4,700	4,700
		5,425	9,442	9,442	7,942	7,591	7,591
<u>Capital Outlay</u>							
760126	Capital Outlay Miscellaneous	1,653	0	0	0	0	0
		1,653	0	0	0	0	0
Operating Expenses		17,991	49,252	49,252	40,752	49,252	49,252
<u>Internal Support</u>							
<u>Internal Services</u>							
770631	Bldg Space Cost Allocation	115,800	113,955	113,955	113,955	96,407	114,615
770667	Convenience Copier	2,482	3,500	3,500	3,500	0	0
772618	Equipment Rental	840	1,680	1,680	1,680	1,680	1,680
773630	Info Tech Development	6,558	0	10,023	10,023	0	0
774636	Info Tech Operations	59,720	65,995	65,995	65,995	63,598	63,598
774637	Info Tech Managed Print Svcs	0	0	0	0	5,172	5,172
774677	Insurance Fund	684	741	741	741	741	741
775754	Maintenance Department Charges	501	0	875	875	0	0
776661	Motor Pool	86	0	0	0	0	0
778675	Telephone Communications	10,867	12,240	12,240	12,240	12,153	12,153
		197,539	198,111	209,009	209,009	179,751	197,959
Internal Support		197,539	198,111	209,009	209,009	179,751	197,959
<u>Transfers/Other Sources (Uses)</u>							
<u>Transfers Out</u>							
788001	Transfers Out	18,170	0	0	0	0	0

Department:	County Executive	OAKLAND COUNTY, MICHIGAN
Organization:	10102 - Compliance Office	
Fund:	10100 - General	
		FY2015 AND FY2016 AND FY2017 Adopted Budget

Account Number/Description	FY 2013 Actual	FY 2014			FY 2015 Adopted	FY 2016 Adopted	FY 2017 Adopted
		Adopted Budget	Amended Budget As Of 6/30	Estimated Actual			
	18,170	0	0	0	0	0	0
Transfers/Other Sources (Uses)	18,170	0	0	0	0	0	0
Grand Total Expenditures	1,586,772	1,746,730	1,761,795	1,743,295	1,720,887	1,739,095	1,739,579

Department:	County Executive	OAKLAND COUNTY, MICHIGAN
Organization:	10105 - Corporation Counsel	
Fund:	10100 - General	
		FY2015 AND FY2016 AND FY2017 Adopted Budget

Account Number/Description	FY 2013 Actual	FY 2014			FY 2015 Adopted	FY 2016 Adopted	FY 2017 Adopted
		Adopted Budget	Amended Budget As Of 6/30	Estimated Actual			
Revenues							
Revenue							
Charges for Services							
631827 Reimb General	2	0	0	0	0	0	0
	2	0	0	0	0	0	0
Revenue	2	0	0	0	0	0	0
Grand Total Revenues	2	0	0	0	0	0	0

Expenditures

Personnel							
Salaries							
702010 Salaries Regular	1,107,231	1,283,425	1,283,425	1,251,425	1,336,633	1,336,633	1,336,633
702030 Holiday	44,510	0	0	0	0	0	0
702050 Annual Leave	63,036	0	0	0	0	0	0
702080 Sick Leave	20,454	0	0	0	0	0	0
702140 Other Miscellaneous Salaries	8,000	0	0	0	0	0	0
702200 Death Leave	612	0	0	0	0	0	0
702360 Short Term Disability	1,223	0	0	0	0	0	0
	1,245,066	1,283,425	1,283,425	1,251,425	1,336,633	1,336,633	1,336,633
Fringe Benefits							
722750 Workers Compensation	2,768	2,909	2,909	2,909	2,993	2,993	2,993
722760 Group Life	3,593	3,781	3,781	3,781	3,978	3,978	3,978
722770 Retirement	433,374	439,972	439,972	434,972	369,651	369,651	369,651
722780 Hospitalization	121,578	149,651	149,651	146,651	164,084	164,084	164,084
722790 Social Security	88,736	93,886	93,886	93,886	98,259	98,259	98,259
722800 Dental	9,456	11,172	11,172	11,172	12,895	12,895	12,895
722810 Disability	16,914	17,798	17,798	17,798	18,717	18,717	18,717
722820 Unemployment Insurance	4,559	4,159	4,159	4,159	4,278	4,278	4,278
722850 Optical	1,201	1,458	1,458	1,458	1,727	1,727	1,727
722900 Fringe Benefit Adjustments	0	10,861	10,861	10,861	0	0	0
	682,178	735,647	735,647	727,647	676,582	676,582	676,582
Personnel	1,927,243	2,019,072	2,019,072	1,979,072	2,013,215	2,013,215	2,013,215
Operating Expenses							
Contractual Services							
730338 Computer Research Service	9,150	15,000	15,000	12,000	15,000	15,000	15,000
730408 Court Cost	820	2,000	2,000	2,000	2,000	2,000	2,000

Department:	County Executive	OAKLAND COUNTY, MICHIGAN						
Organization:	10105 - Corporation Counsel							
Fund:	10100 - General							
		FY2015 AND FY2016 AND FY2017 Adopted Budget						

Account Number/Description		FY 2013 Actual	FY 2014			FY 2015 Adopted	FY 2016 Adopted	FY 2017 Adopted
			Adopted Budget	Amended Budget As Of 6/30	Estimated Actual			
731101	Library Continuations	9,151	8,500	8,500	8,500	8,500	8,500	8,500
731213	Membership Dues	4,526	5,800	5,800	5,800	5,800	5,800	5,800
731241	Miscellaneous	10	500	500	500	500	500	500
731339	Periodicals Books Publ Sub	1,990	2,500	2,500	2,500	2,500	2,500	2,500
731346	Personal Mileage	1,737	5,800	5,800	3,800	5,800	5,800	5,800
731388	Printing	566	859	859	859	859	859	859
731458	Professional Services	0	1,500	1,500	1,500	1,500	1,500	1,500
731640	Reporter and Steno Services	0	500	500	500	500	500	500
732018	Travel and Conference	4,837	4,500	4,500	4,500	4,500	4,500	4,500
732165	Workshops and Meeting	10	400	400	400	400	400	400
		32,798	47,859	47,859	42,859	47,859	47,859	47,859
Commodities								
750049	Computer Supplies	1,862	3,000	3,000	3,000	3,000	3,000	3,000
750154	Expendable Equipment	862	1,500	1,500	1,500	1,500	1,500	1,500
750392	Metered Postage	468	1,001	1,001	1,001	1,001	1,001	1,001
750399	Office Supplies	3,923	5,573	5,573	5,573	5,573	5,573	5,573
750448	Postage-Standard Mailing	7	200	200	200	200	200	200
		7,122	11,274	11,274	11,274	11,274	11,274	11,274
Operating Expenses		39,919	59,133	59,133	54,133	59,133	59,133	59,133
Internal Support								
Internal Services								
770631	Bldg Space Cost Allocation	101,397	113,936	113,936	113,936	96,126	114,281	114,764
770667	Convenience Copier	1,462	1,345	1,345	1,345	0	0	0
773630	Info Tech Development	1,072	0	2,217	2,217	0	0	0
774636	Info Tech Operations	79,062	83,881	83,881	83,881	80,696	80,696	80,696
774637	Info Tech Managed Print Svcs	0	0	0	0	2,819	2,819	2,819
774677	Insurance Fund	2,086	2,087	2,087	2,087	2,087	2,087	2,087
775754	Maintenance Department Charges	818	0	695	695	0	0	0
778675	Telephone Communications	12,507	14,755	14,755	14,755	10,618	10,618	10,618
		198,405	216,004	218,916	218,916	192,346	210,501	210,984
Internal Support		198,405	216,004	218,916	218,916	192,346	210,501	210,984
Grand Total Expenditures		2,165,567	2,294,209	2,297,121	2,252,121	2,264,694	2,282,849	2,283,332

Department:	102 - Management and Budget	OAKLAND COUNTY, MICHIGAN					
General Fund / General Purpose		FY2015 AND FY2016 AND FY2017 Adopted Budget					

Account Number/Description	FY 2013 Actual	FY 2014			FY 2015 Adopted	FY 2016 Adopted	FY 2017 Adopted
		Adopted Budget	Amended Budget As Of 6/30	Estimated Actual			
Revenues							
Revenue							
Charges for Services							
630399	Court Ordered Board and Care	287,513	300,000	300,000	300,000	300,000	300,000
630994	Interest and Penalty	1	0	0	0	0	0
631064	Late Penalty	147,041	84,400	84,400	119,400	84,400	84,400
631743	Refunds Miscellaneous	98,898	0	0	0	0	0
631799	Reimb Contracts	15,024	11,000	11,000	11,000	11,000	11,000
631813	Reimb Equalization Services	3,320,973	3,185,602	3,233,968	3,325,968	3,233,968	3,233,968
631820	Reimb Filing Fees	5,250	3,600	3,600	3,600	3,600	3,600
631862	Reimb Postage	1,321	1,000	1,000	1,000	1,000	1,000
632233	Tax Intercept Fee	94,321	100,000	100,000	100,000	100,000	100,000
		3,970,342	3,685,602	3,733,968	3,860,968	3,733,968	3,733,968
Revenue		3,970,342	3,685,602	3,733,968	3,860,968	3,733,968	3,733,968
Grand Total Revenues		3,970,342	3,685,602	3,733,968	3,860,968	3,733,968	3,733,968

Expenditures

Personnel							
Salaries							
702010	Salaries Regular	7,369,439	9,584,672	9,584,672	8,234,672	9,710,120	9,710,120
702030	Holiday	364,181	0	0	0	0	0
702050	Annual Leave	598,460	0	0	0	0	0
702080	Sick Leave	165,319	0	0	0	0	0
702100	Retroactive	4,684	0	0	0	0	0
702120	Jury Duty	1,379	0	0	0	0	0
702140	Other Miscellaneous Salaries	117,176	0	0	0	0	0
702190	Workers Compensation Pay	4,433	0	0	0	0	0
702200	Death Leave	8,388	0	0	0	0	0
702240	Salary Adjustments	0	0	0	0	24,395	24,395
712020	Overtime	29,248	124,300	124,300	124,300	124,300	124,300
		8,662,708	9,708,972	9,708,972	8,358,972	9,858,815	9,858,815
Fringe Benefits							
722750	Workers Compensation	19,955	22,344	22,344	22,344	22,894	22,894
722760	Group Life	24,600	28,863	28,863	28,863	29,490	29,490
722770	Retirement	2,973,523	3,267,447	3,267,447	2,917,447	2,667,083	2,667,083
722780	Hospitalization	1,815,421	2,257,314	2,257,314	1,857,314	2,305,915	2,305,915
722790	Social Security	622,737	718,475	718,475	718,475	733,846	733,846
722800	Dental	132,582	156,667	156,667	156,667	164,987	164,987

Department:	102 - Management and Budget	OAKLAND COUNTY, MICHIGAN						
General Fund / General Purpose		FY2015 AND FY2016 AND FY2017 Adopted Budget						

Account Number/Description	FY 2013 Actual	FY 2014			FY 2015 Adopted	FY 2016 Adopted	FY 2017 Adopted
		Adopted Budget	Amended Budget As Of 6/30	Estimated Actual			
722810 Disability	117,773	135,673	135,673	135,673	138,583	138,583	138,583
722820 Unemployment Insurance	31,725	30,568	30,568	30,568	31,262	31,262	31,262
722850 Optical	12,235	15,688	15,688	15,688	17,234	17,234	17,234
722900 Fringe Benefit Adjustments	0	54,267	54,267	54,267	(19,395)	(19,395)	(19,395)
	5,750,551	6,687,306	6,687,306	5,937,306	6,091,899	6,091,899	6,091,899
Personnel	14,413,259	16,396,278	16,396,278	14,296,278	15,950,714	15,950,714	15,950,714
Operating Expenses							
Contractual Services							
730072 Advertising	1,233	1,000	1,000	1,000	1,000	1,000	1,000
730247 Charge Card Fee	5,454	0	0	0	0	0	0
730324 Communications	0	400	400	400	400	400	400
730646 Equipment Maintenance	1,054	900	900	900	900	900	900
730730 Filing Fees	16,803	19,700	19,700	19,700	19,700	19,700	19,700
731101 Library Continuations	764	231	231	231	231	231	231
731143 Mail Handling-Postage Svc	0	1,000	1,000	1,000	1,000	1,000	1,000
731213 Membership Dues	33,954	21,359	21,359	21,359	23,759	23,759	23,759
731339 Periodicals Books Publ Sub	2,799	0	0	0	1,000	1,000	1,000
731346 Personal Mileage	74,550	111,741	111,741	81,741	111,741	111,741	111,741
731388 Printing	93,280	126,364	126,364	101,364	121,764	121,764	121,764
731458 Professional Services	134,065	189,500	189,500	149,500	189,500	189,500	189,500
731528 Publishing Legal Notices	3,378	2,300	2,300	2,300	3,500	3,500	3,500
731577 Refund Prior Years Revenue	487	0	0	0	0	0	0
731941 Training	12,472	14,600	14,600	14,600	14,600	14,600	14,600
731948 Training Related	1,328	0	0	0	0	0	0
732018 Travel and Conference	6,267	14,000	14,000	7,000	14,000	14,000	14,000
732020 Travel Employee Taxable Meals	40	0	0	0	0	0	0
	387,929	503,095	503,095	401,095	503,095	503,095	503,095
Commodities							
750154 Expendable Equipment	163	9,900	9,900	9,900	9,900	9,900	9,900
750392 Metered Postage	204,243	241,874	241,874	226,874	241,874	241,874	241,874
750399 Office Supplies	61,027	68,952	68,952	68,952	68,952	68,952	68,952
750448 Postage-Standard Mailing	216	200	200	200	200	200	200
	265,649	320,926	320,926	305,926	320,926	320,926	320,926
Capital Outlay							
760126 Capital Outlay Miscellaneous	5,585	0	0	0	0	0	0
	5,585	0	0	0	0	0	0
Operating Expenses	659,162	824,021	824,021	707,021	824,021	824,021	824,021
Internal Support							
Internal Services							

Department:	102 - Management and Budget	OAKLAND COUNTY, MICHIGAN					
General Fund / General Purpose		FY2015 AND FY2016 AND FY2017 Adopted Budget					

Account Number/Description	FY 2013 Actual	FY 2014			FY 2015 Adopted	FY 2016 Adopted	FY 2017 Adopted
		Adopted Budget	Amended Budget As Of 6/30	Estimated Actual			
770631 Bldg Space Cost Allocation	592,468	687,884	687,884	687,884	561,405	667,436	670,256
770667 Convenience Copier	15,420	20,876	20,876	20,876	0	0	0
772618 Equipment Rental	6,840	6,000	6,000	6,000	6,000	6,000	6,000
773535 Info Tech CLEMIS	14,499	14,647	14,647	14,647	15,434	16,006	16,006
773630 Info Tech Development	731,802	0	604,661	604,661	0	0	0
774636 Info Tech Operations	1,244,168	1,374,419	1,374,419	1,374,419	1,366,034	1,366,034	1,366,034
774637 Info Tech Managed Print Svcs	0	0	0	0	40,696	40,696	40,696
774677 Insurance Fund	7,400	7,346	7,346	7,346	7,346	7,346	7,346
775754 Maintenance Department Charges	3,147	0	2,654	2,654	0	0	0
776661 Motor Pool	244	395	395	395	227	227	227
778675 Telephone Communications	111,496	110,694	110,694	110,694	108,736	108,736	108,736
	<u>2,727,483</u>	<u>2,222,261</u>	<u>2,829,576</u>	<u>2,829,576</u>	<u>2,105,878</u>	<u>2,212,481</u>	<u>2,215,301</u>
Internal Support	2,727,483	2,222,261	2,829,576	2,829,576	2,105,878	2,212,481	2,215,301
Grand Total Expenditures	17,799,905	19,442,560	20,049,875	17,832,875	18,880,613	18,987,216	18,990,036

Department:	Management and Budget	OAKLAND COUNTY, MICHIGAN
Organization:	10201 - Management and Budget Admin	
Fund:	10100 - General	
		FY2015 AND FY2016 AND FY2017 Adopted Budget

Account Number/Description	FY 2013 Actual	FY 2014			FY 2015 Adopted	FY 2016 Adopted	FY 2017 Adopted
		Adopted Budget	Amended Budget As Of 6/30	Estimated Actual			

Grand Total Revenues

0

Expenditures

Personnel

Salaries

702010	Salaries Regular	135,794	137,916	137,916	137,916	142,053	142,053	142,053
702140	Other Miscellaneous Salaries	500	0	0	0	0	0	0
		<u>136,294</u>	<u>137,916</u>	<u>137,916</u>	<u>137,916</u>	<u>142,053</u>	<u>142,053</u>	<u>142,053</u>

Fringe Benefits

722750	Workers Compensation	304	309	309	309	318	318	318
722760	Group Life	416	422	422	422	437	437	437
722770	Retirement	54,767	54,298	54,298	54,298	45,400	45,400	45,400
722780	Hospitalization	18,311	19,652	19,652	19,652	18,597	18,597	18,597
722790	Social Security	8,826	9,049	9,049	9,049	9,314	9,314	9,314
722800	Dental	1,280	1,377	1,377	1,377	1,460	1,460	1,460
722810	Disability	1,966	1,997	1,997	1,997	2,057	2,057	2,057
722820	Unemployment Insurance	501	441	441	441	455	455	455
722850	Optical	83	77	77	77	90	90	90
		<u>86,454</u>	<u>87,622</u>	<u>87,622</u>	<u>87,622</u>	<u>78,128</u>	<u>78,128</u>	<u>78,128</u>

Personnel

Operating Expenses

Contractual Services

731213	Membership Dues	750	1,000	1,000	1,000	1,000	1,000	1,000
731339	Periodicals Books Publ Sub	18	0	0	0	0	0	0
731346	Personal Mileage	477	692	692	692	692	692	692
731388	Printing	61	425	425	425	425	425	425
732018	Travel and Conference	3,090	1,800	1,800	1,800	1,800	1,800	1,800
		<u>4,396</u>	<u>3,917</u>	<u>3,917</u>	<u>3,917</u>	<u>3,917</u>	<u>3,917</u>	<u>3,917</u>

Commodities

750399	Office Supplies	0	100	100	100	100	100	100
		<u>0</u>	<u>100</u>	<u>100</u>	<u>100</u>	<u>100</u>	<u>100</u>	<u>100</u>

Operating Expenses

Internal Support

Internal Services

770631	Bldg Space Cost Allocation	12,427	14,879	14,879	14,879	12,587	14,964	15,027
774677	Insurance Fund	153	152	152	152	152	152	152
		<u>12,580</u>	<u>15,031</u>	<u>15,031</u>	<u>15,031</u>	<u>12,739</u>	<u>15,116</u>	<u>15,179</u>

Department:	Management and Budget	OAKLAND COUNTY, MICHIGAN
Organization:	10201 - Management and Budget Admin	
Fund:	10100 - General	
		FY2015 AND FY2016 AND FY2017 Adopted Budget

Account Number/Description	FY 2013 Actual	FY 2014			FY 2015 Adopted	FY 2016 Adopted	FY 2017 Adopted
		Adopted Budget	Amended Budget As Of 6/30	Estimated Actual			
Internal Support	12,580	15,031	15,031	15,031	12,739	15,116	15,179
Grand Total Expenditures	239,724	244,586	244,586	244,586	236,937	239,314	239,377

Department:	Management and Budget	OAKLAND COUNTY, MICHIGAN
Organization:	10204 - Purchasing Administration	
Fund:	10100 - General	
		FY2015 AND FY2016 AND FY2017 Adopted Budget

Account Number/Description	FY 2013 Actual	FY 2014			FY 2015 Adopted	FY 2016 Adopted	FY 2017 Adopted
		Adopted Budget	Amended Budget As Of 6/30	Estimated Actual			

Revenues

Revenue

Charges for Services

631743	Refunds Miscellaneous	98,898	0	0	0	0	0	0
		98,898	0	0	0	0	0	0
Revenue		98,898	0	0	0	0	0	0
Grand Total Revenues		98,898	0	0	0	0	0	0

Expenditures

Personnel

Salaries

702010	Salaries Regular	50,986	0	0	0	0	0	0
702050	Annual Leave	2,320	0	0	0	0	0	0
702080	Sick Leave	2,733	0	0	0	0	0	0
702140	Other Miscellaneous Salaries	5,500	0	0	0	0	0	0
		61,540	0	0	0	0	0	0

Fringe Benefits

722750	Workers Compensation	173	0	0	0	0	0	0
722760	Group Life	163	0	0	0	0	0	0
722770	Retirement	19,698	0	0	0	0	0	0
722780	Hospitalization	9,804	0	0	0	0	0	0
722790	Social Security	6,167	0	0	0	0	0	0
722800	Dental	859	0	0	0	0	0	0
722810	Disability	821	0	0	0	0	0	0
722820	Unemployment Insurance	207	0	0	0	0	0	0
722850	Optical	91	0	0	0	0	0	0
		37,985	0	0	0	0	0	0
Personnel		99,525	0	0	0	0	0	0

Operating Expenses

Contractual Services

732018	Travel and Conference	100	0	0	0	0	0	0
		100	0	0	0	0	0	0

Commodities

750392	Metered Postage	23	0	0	0	0	0	0
750399	Office Supplies	54	0	0	0	0	0	0
		77	0	0	0	0	0	0

Department:	Management and Budget	OAKLAND COUNTY, MICHIGAN
Organization:	10204 - Purchasing Administration	
Fund:	10100 - General	
		FY2015 AND FY2016 AND FY2017 Adopted Budget

Account Number/Description	FY 2013 Actual	FY 2014			FY 2015 Adopted	FY 2016 Adopted	FY 2017 Adopted
		Adopted Budget	Amended Budget As Of 6/30	Estimated Actual			
Operating Expenses	177	0	0	0	0	0	0
Internal Support							
Internal Services							
770631 Bldg Space Cost Allocation	7,809	0	0	0	0	0	0
772618 Equipment Rental	840	0	0	0	0	0	0
774677 Insurance Fund	57	0	0	0	0	0	0
775754 Maintenance Department Charges	620	0	0	0	0	0	0
778675 Telephone Communications	789	0	0	0	0	0	0
	10,115	0	0	0	0	0	0
Internal Support	10,115	0	0	0	0	0	0
Grand Total Expenditures	109,816	0	0	0	0	0	0

Department:	Management and Budget	OAKLAND COUNTY, MICHIGAN					
Organization:	10205 - Equalization Administration						
Fund:	10100 - General						
		FY2015 AND FY2016 AND FY2017 Adopted Budget					

Account Number/Description	FY 2013 Actual	FY 2014			FY 2015 Adopted	FY 2016 Adopted	FY 2017 Adopted
		Adopted Budget	Amended Budget As Of 6/30	Estimated Actual			

Revenues

Revenue

Charges for Services

631813	Reimb Equalization Services	3,320,973	3,185,602	3,233,968	3,325,968	3,233,968	3,233,968	3,233,968
		3,320,973	3,185,602	3,233,968	3,325,968	3,233,968	3,233,968	3,233,968
Revenue		3,320,973	3,185,602	3,233,968	3,325,968	3,233,968	3,233,968	3,233,968
Grand Total Revenues		3,320,973	3,185,602	3,233,968	3,325,968	3,233,968	3,233,968	3,233,968

Expenditures

Personnel

Salaries

702010	Salaries Regular	3,520,607	4,824,301	4,824,301	4,024,301	4,839,363	4,839,363	4,839,363
702030	Holiday	184,837	0	0	0	0	0	0
702050	Annual Leave	295,224	0	0	0	0	0	0
702080	Sick Leave	83,289	0	0	0	0	0	0
702120	Jury Duty	665	0	0	0	0	0	0
702140	Other Miscellaneous Salaries	76,176	0	0	0	0	0	0
702190	Workers Compensation Pay	4,390	0	0	0	0	0	0
702200	Death Leave	5,250	0	0	0	0	0	0
702240	Salary Adjustments	0	0	0	0	24,395	24,395	24,395
712020	Overtime	16,444	32,000	32,000	32,000	32,000	32,000	32,000
		4,186,881	4,856,301	4,856,301	4,056,301	4,895,758	4,895,758	4,895,758

Fringe Benefits

722750	Workers Compensation	9,975	11,682	11,682	11,682	12,062	12,062	12,062
722760	Group Life	12,226	14,669	14,669	14,669	15,077	15,077	15,077
722770	Retirement	1,516,410	1,691,425	1,691,425	1,491,425	1,374,070	1,374,070	1,374,070
722780	Hospitalization	905,405	1,129,440	1,129,440	929,440	1,198,305	1,198,305	1,198,305
722790	Social Security	308,377	365,114	365,114	365,114	375,108	375,108	375,108
722800	Dental	66,678	78,864	78,864	78,864	85,576	85,576	85,576
722810	Disability	58,990	68,971	68,971	68,971	70,878	70,878	70,878
722820	Unemployment Insurance	15,364	15,343	15,343	15,343	15,799	15,799	15,799
722850	Optical	6,485	8,216	8,216	8,216	9,277	9,277	9,277
722900	Fringe Benefit Adjustments	0	14,578	14,578	14,578	(60,465)	(60,465)	(60,465)
		2,899,909	3,398,302	3,398,302	2,998,302	3,095,687	3,095,687	3,095,687
Personnel		7,086,790	8,254,603	8,254,603	7,054,603	7,991,445	7,991,445	7,991,445

Operating Expenses

Department:	Management and Budget	OAKLAND COUNTY, MICHIGAN						
Organization:	10205 - Equalization Administration							
Fund:	10100 - General							
		FY2015 AND FY2016 AND FY2017 Adopted Budget						

Account Number/Description	FY 2013 Actual	FY 2014			FY 2015 Adopted	FY 2016 Adopted	FY 2017 Adopted
		Adopted Budget	Amended Budget As Of 6/30	Estimated Actual			
<u>Contractual Services</u>							
730072 Advertising	1,233	1,000	1,000	1,000	1,000	1,000	1,000
730324 Communications	0	400	400	400	400	400	400
730646 Equipment Maintenance	208	800	800	800	800	800	800
731101 Library Continuations	0	31	31	31	31	31	31
731213 Membership Dues	27,310	15,859	15,859	15,859	15,859	15,859	15,859
731339 Periodicals Books Publ Sub	1,556	0	0	0	0	0	0
731346 Personal Mileage	72,649	108,249	108,249	78,249	108,249	108,249	108,249
731388 Printing	75,207	83,839	83,839	78,839	83,839	83,839	83,839
731458 Professional Services	250	50,000	50,000	10,000	50,000	50,000	50,000
732018 Travel and Conference	3,077	12,200	12,200	5,200	12,200	12,200	12,200
	181,491	272,378	272,378	190,378	272,378	272,378	272,378
<u>Commodities</u>							
750154 Expendable Equipment	0	2,900	2,900	2,900	2,900	2,900	2,900
750392 Metered Postage	95,247	109,974	109,974	109,974	109,974	109,974	109,974
750399 Office Supplies	36,852	45,952	45,952	45,952	45,952	45,952	45,952
750448 Postage-Standard Mailing	0	200	200	200	200	200	200
	132,099	159,026	159,026	159,026	159,026	159,026	159,026
<u>Capital Outlay</u>							
760126 Capital Outlay Miscellaneous	5,585	0	0	0	0	0	0
	5,585	0	0	0	0	0	0
Operating Expenses	319,174	431,404	431,404	349,404	431,404	431,404	431,404
<u>Internal Support</u>							
<u>Internal Services</u>							
770631 Bldg Space Cost Allocation	167,728	196,311	196,311	196,311	145,809	173,347	174,080
770667 Convenience Copier	9,628	12,735	12,735	12,735	0	0	0
773630 Info Tech Development	504,646	0	386,827	386,827	0	0	0
774636 Info Tech Operations	545,549	632,886	632,886	632,886	624,992	624,992	624,992
774637 Info Tech Managed Print Svcs	0	0	0	0	19,677	19,677	19,677
774677 Insurance Fund	3,567	3,569	3,569	3,569	3,569	3,569	3,569
775754 Maintenance Department Charges	1,491	0	1,524	1,524	0	0	0
776661 Motor Pool	244	395	395	395	227	227	227
778675 Telephone Communications	71,600	69,918	69,918	69,918	69,878	69,878	69,878
	1,304,453	915,814	1,304,165	1,304,165	864,152	891,690	892,423
Internal Support	1,304,453	915,814	1,304,165	1,304,165	864,152	891,690	892,423
Grand Total Expenditures	8,710,418	9,601,821	9,990,172	8,708,172	9,287,001	9,314,539	9,315,272

Department:	Management and Budget	OAKLAND COUNTY, MICHIGAN
Organization:	10206 - Fiscal Services	
Fund:	10100 - General	
		FY2015 AND FY2016 AND FY2017 Adopted Budget

Account Number/Description	FY 2013 Actual	FY 2014			FY 2015 Adopted	FY 2016 Adopted	FY 2017 Adopted
		Adopted Budget	Amended Budget As Of 6/30	Estimated Actual			

Revenues

Revenue

Charges for Services

630399	Court Ordered Board and Care	287,513	300,000	300,000	300,000	300,000	300,000	300,000
630994	Interest and Penalty	1	0	0	0	0	0	0
631064	Late Penalty	147,041	84,400	84,400	119,400	84,400	84,400	84,400
631799	Reimb Contracts	15,024	11,000	11,000	11,000	11,000	11,000	11,000
631820	Reimb Filing Fees	5,250	3,600	3,600	3,600	3,600	3,600	3,600
631862	Reimb Postage	1,321	1,000	1,000	1,000	1,000	1,000	1,000
632233	Tax Intercept Fee	94,321	100,000	100,000	100,000	100,000	100,000	100,000
		550,471	500,000	500,000	535,000	500,000	500,000	500,000
Revenue		550,471	500,000	500,000	535,000	500,000	500,000	500,000
Grand Total Revenues		550,471	500,000	500,000	535,000	500,000	500,000	500,000

Expenditures

Personnel

Salaries

702010	Salaries Regular	3,662,052	4,622,455	4,622,455	4,072,455	4,728,704	4,728,704	4,728,704
702030	Holiday	179,344	0	0	0	0	0	0
702050	Annual Leave	300,916	0	0	0	0	0	0
702080	Sick Leave	79,297	0	0	0	0	0	0
702100	Retroactive	4,684	0	0	0	0	0	0
702120	Jury Duty	714	0	0	0	0	0	0
702140	Other Miscellaneous Salaries	35,000	0	0	0	0	0	0
702190	Workers Compensation Pay	43	0	0	0	0	0	0
702200	Death Leave	3,138	0	0	0	0	0	0
712020	Overtime	12,804	92,300	92,300	92,300	92,300	92,300	92,300
		4,277,993	4,714,755	4,714,755	4,164,755	4,821,004	4,821,004	4,821,004

Fringe Benefits

722750	Workers Compensation	9,504	10,353	10,353	10,353	10,514	10,514	10,514
722760	Group Life	11,795	13,772	13,772	13,772	13,976	13,976	13,976
722770	Retirement	1,382,648	1,521,724	1,521,724	1,371,724	1,247,613	1,247,613	1,247,613
722780	Hospitalization	881,901	1,108,222	1,108,222	908,222	1,089,013	1,089,013	1,089,013
722790	Social Security	299,367	344,312	344,312	344,312	349,424	349,424	349,424
722800	Dental	63,765	76,426	76,426	76,426	77,951	77,951	77,951
722810	Disability	55,995	64,705	64,705	64,705	65,648	65,648	65,648
722820	Unemployment Insurance	15,653	14,784	14,784	14,784	15,008	15,008	15,008

Department:	Management and Budget	OAKLAND COUNTY, MICHIGAN						
Organization:	10206 - Fiscal Services							
Fund:	10100 - General							
		FY2015 AND FY2016 AND FY2017 Adopted Budget						

Account Number/Description	FY 2013 Actual	FY 2014			FY 2015 Adopted	FY 2016 Adopted	FY 2017 Adopted
		Adopted Budget	Amended Budget As Of 6/30	Estimated Actual			
722850 Optical	5,576	7,395	7,395	7,395	7,867	7,867	7,867
722900 Fringe Benefit Adjustments	0	39,689	39,689	39,689	41,070	41,070	41,070
	2,726,203	3,201,382	3,201,382	2,851,382	2,918,084	2,918,084	2,918,084
Personnel	7,004,196	7,916,137	7,916,137	7,016,137	7,739,088	7,739,088	7,739,088
Operating Expenses							
Contractual Services							
730247 Charge Card Fee	5,454	0	0	0	0	0	0
730646 Equipment Maintenance	846	100	100	100	100	100	100
730730 Filing Fees	16,803	19,700	19,700	19,700	19,700	19,700	19,700
731101 Library Continuations	764	200	200	200	200	200	200
731143 Mail Handling-Postage Svc	0	1,000	1,000	1,000	1,000	1,000	1,000
731213 Membership Dues	5,894	4,500	4,500	4,500	6,900	6,900	6,900
731339 Periodicals Books Publ Sub	1,225	0	0	0	1,000	1,000	1,000
731346 Personal Mileage	1,424	2,800	2,800	2,800	2,800	2,800	2,800
731388 Printing	18,012	42,100	42,100	22,100	37,500	37,500	37,500
731458 Professional Services	133,815	139,500	139,500	139,500	139,500	139,500	139,500
731528 Publishing Legal Notices	3,378	2,300	2,300	2,300	3,500	3,500	3,500
731577 Refund Prior Years Revenue	487	0	0	0	0	0	0
731941 Training	12,472	14,600	14,600	14,600	14,600	14,600	14,600
731948 Training Related	1,328	0	0	0	0	0	0
732020 Travel Employee Taxable Meals	40	0	0	0	0	0	0
	201,941	226,800	226,800	206,800	226,800	226,800	226,800
Commodities							
750154 Expendable Equipment	163	7,000	7,000	7,000	7,000	7,000	7,000
750392 Metered Postage	108,973	131,900	131,900	116,900	131,900	131,900	131,900
750399 Office Supplies	24,121	22,900	22,900	22,900	22,900	22,900	22,900
750448 Postage-Standard Mailing	216	0	0	0	0	0	0
	133,473	161,800	161,800	146,800	161,800	161,800	161,800
Operating Expenses	335,415	388,600	388,600	353,600	388,600	388,600	388,600
Internal Support							
Internal Services							
770631 Bldg Space Cost Allocation	404,504	476,694	476,694	476,694	403,009	479,125	481,149
770667 Convenience Copier	5,792	8,141	8,141	8,141	0	0	0
772618 Equipment Rental	6,000	6,000	6,000	6,000	6,000	6,000	6,000
773535 Info Tech CLEMIS	14,499	14,647	14,647	14,647	15,434	16,006	16,006
773630 Info Tech Development	227,155	0	217,834	217,834	0	0	0
774636 Info Tech Operations	698,618	741,533	741,533	741,533	741,042	741,042	741,042
774637 Info Tech Managed Print Svcs	0	0	0	0	21,019	21,019	21,019

Department:	Management and Budget	OAKLAND COUNTY, MICHIGAN
Organization:	10206 - Fiscal Services	
Fund:	10100 - General	
		FY2015 AND FY2016 AND FY2017 Adopted Budget

Account Number/Description	FY 2013 Actual	FY 2014			FY 2015 Adopted	FY 2016 Adopted	FY 2017 Adopted
		Adopted Budget	Amended Budget As Of 6/30	Estimated Actual			
774677 Insurance Fund	3,624	3,625	3,625	3,625	3,625	3,625	3,625
775754 Maintenance Department Charges	1,037	0	1,130	1,130	0	0	0
778675 Telephone Communications	39,107	40,776	40,776	40,776	38,858	38,858	38,858
	1,400,336	1,291,416	1,510,380	1,510,380	1,228,987	1,305,675	1,307,699
Internal Support	1,400,336	1,291,416	1,510,380	1,510,380	1,228,987	1,305,675	1,307,699
Grand Total Expenditures	8,739,946	9,596,153	9,815,117	8,880,117	9,356,675	9,433,363	9,435,387

Department:	103 - Central Services	OAKLAND COUNTY, MICHIGAN					
General Fund / General Purpose		FY2015 AND FY2016 AND FY2017 Adopted Budget					

Account Number/Description	FY 2013 Actual	FY 2014			FY 2015 Adopted	FY 2016 Adopted	FY 2017 Adopted
		Adopted Budget	Amended Budget As Of 6/30	Estimated Actual			
Revenues							
Revenue							
Charges for Services							
630168	Business Reply Postage	5	0	0	0	0	0
630322	Commission Vending Machines	49,551	50,000	50,000	50,000	37,551	37,551
631232	Metered Postage	36,094	35,700	35,700	48,000	38,300	38,300
631344	Oakland Room Meals	0	500	500	500	0	0
631589	Printing	0	300	300	300	0	0
632156	Standard Mail	245,128	300,000	300,000	240,000	259,800	259,800
		330,778	386,500	386,500	338,800	335,651	335,651
Other Revenues							
670228	County Auction	352	3,800	3,800	3,800	300	300
670456	Prior Years Adjustments	9,000	0	0	0	0	0
		9,352	3,800	3,800	3,800	300	300
Revenue		340,130	390,300	390,300	342,600	335,951	335,951
Grand Total Revenues		340,130	390,300	390,300	342,600	335,951	335,951

Expenditures

Personnel							
Salaries							
702010	Salaries Regular	705,021	810,702	810,702	810,702	830,343	830,343
702030	Holiday	26,882	0	0	0	0	0
702050	Annual Leave	41,561	0	0	0	0	0
702080	Sick Leave	10,595	0	0	0	0	0
702110	Per Diem	528	0	0	0	0	0
702140	Other Miscellaneous Salaries	7,500	0	0	0	0	0
702200	Death Leave	856	0	0	0	0	0
712020	Overtime	8,636	13,500	13,500	13,500	13,500	13,500
		801,579	824,202	824,202	824,202	843,843	843,843
Fringe Benefits							
722750	Workers Compensation	8,665	8,574	8,574	8,574	10,163	10,163
722760	Group Life	1,932	2,379	2,379	2,379	2,448	2,448
722770	Retirement	263,671	276,707	276,707	276,707	227,755	227,755
722780	Hospitalization	154,584	174,547	174,547	174,547	174,976	174,976
722790	Social Security	54,271	59,276	59,276	59,276	60,666	60,666
722800	Dental	12,549	13,607	13,607	13,607	14,437	14,437
722810	Disability	10,555	11,206	11,206	11,206	11,474	11,474
722820	Unemployment Insurance	2,926	2,589	2,589	2,589	2,659	2,659

Department:	103 - Central Services	OAKLAND COUNTY, MICHIGAN					
General Fund / General Purpose		FY2015 AND FY2016 AND FY2017 Adopted Budget					

Account Number/Description	FY 2013 Actual	FY 2014			FY 2015 Adopted	FY 2016 Adopted	FY 2017 Adopted
		Adopted Budget	Amended Budget As Of 6/30	Estimated Actual			
722850 Optical	1,278	1,446	1,446	1,446	1,556	1,556	1,556
	510,431	550,331	550,331	550,331	506,134	506,134	506,134
Personnel	1,312,011	1,374,533	1,374,533	1,374,533	1,349,977	1,349,977	1,349,977
Operating Expenses							
Contractual Services							
730114 Auction Expense	12	1,000	1,000	1,000	3,000	3,000	3,000
730212 Business Reply Postage	5	0	0	0	0	0	0
730373 Contracted Services	3,622	5,000	5,000	5,000	5,000	5,000	5,000
730394 Copy Charges	0	100	100	100	100	100	100
730646 Equipment Maintenance	1,901	12,680	12,680	12,680	12,680	12,680	12,680
730653 Equipment Rental	2,606	3,000	3,000	3,000	3,000	3,000	3,000
731115 Licenses and Permits	28,532	31,050	31,050	31,050	31,050	31,050	31,050
731143 Mail Handling-Postage Svc	208,924	250,000	250,000	231,250	250,000	250,000	250,000
731150 Maintenance Contract	33,631	41,150	41,150	41,150	41,300	41,460	41,460
731213 Membership Dues	195	0	0	0	200	200	200
731339 Periodicals Books Publ Sub	30	0	0	0	0	0	0
731346 Personal Mileage	175	206	206	206	206	206	206
731388 Printing	86	735	735	735	735	735	735
731773 Software Rental Lease Purchase	570	0	0	0	0	0	0
732018 Travel and Conference	90	3,000	3,000	3,000	3,000	3,000	3,000
	280,378	347,921	347,921	329,171	350,271	350,431	350,431
Commodities							
750154 Expendable Equipment	4,473	6,000	6,000	6,000	6,000	6,000	6,000
750392 Metered Postage	21,622	25,482	25,482	30,482	25,482	25,482	25,482
750399 Office Supplies	12,206	17,517	17,517	17,517	22,017	22,017	22,017
750406 Paper Printing	0	100	100	100	100	100	100
750455 Printing Supplies	0	50	50	50	50	50	50
	38,301	49,149	49,149	54,149	53,649	53,649	53,649
Capital Outlay							
760157 Equipment	40,275	0	0	0	0	0	0
	40,275	0	0	0	0	0	0
Operating Expenses	358,954	397,070	397,070	383,320	403,920	404,080	404,080
Internal Support							
Internal Services							
770631 Bldg Space Cost Allocation	609,238	693,845	693,845	693,845	579,111	688,486	691,397
770667 Convenience Copier	1,056	1,927	1,927	1,927	0	0	0
772618 Equipment Rental	3,192	3,192	3,192	3,192	3,192	3,192	3,192
773630 Info Tech Development	46,459	0	23,758	23,758	0	0	0
774636 Info Tech Operations	58,543	50,399	50,399	50,399	50,378	50,378	50,378

Department:	103 - Central Services	OAKLAND COUNTY, MICHIGAN					
General Fund / General Purpose		FY2015 AND FY2016 AND FY2017 Adopted Budget					

Account Number/Description	FY 2013 Actual	FY 2014			FY 2015 Adopted	FY 2016 Adopted	FY 2017 Adopted
		Adopted Budget	Amended Budget As Of 6/30	Estimated Actual			
774637 Info Tech Managed Print Svcs	0	0	0	0	3,963	3,963	3,963
774677 Insurance Fund	2,098	2,205	2,205	2,205	1,404	1,447	1,442
775754 Maintenance Department Charges	12,174	0	3,884	3,884	0	0	0
776659 Motor Pool Fuel Charges	6,489	6,116	6,116	6,116	6,127	7,805	7,805
776661 Motor Pool	23,328	21,708	21,708	21,708	20,792	20,792	20,792
778675 Telephone Communications	8,643	8,986	8,986	8,986	8,497	8,497	8,497
	771,220	788,378	816,020	816,020	673,464	784,560	787,466
Internal Support	771,220	788,378	816,020	816,020	673,464	784,560	787,466
Grand Total Expenditures	2,442,184	2,559,981	2,587,623	2,573,873	2,427,361	2,538,617	2,541,523

Department:	Central Services	OAKLAND COUNTY, MICHIGAN
Organization:	10301 - Central Services Admin	
Fund:	10100 - General	
		FY2015 AND FY2016 AND FY2017 Adopted Budget

Account Number/Description	FY 2013 Actual	FY 2014			FY 2015 Adopted	FY 2016 Adopted	FY 2017 Adopted
		Adopted Budget	Amended Budget As Of 6/30	Estimated Actual			

Grand Total Revenues 0

Expenditures

Personnel

Salaries

702010	Salaries Regular	135,795	137,916	137,916	137,916	142,053	142,053	142,053
702110	Per Diem	528	0	0	0	0	0	0
702140	Other Miscellaneous Salaries	500	0	0	0	0	0	0
		136,822	137,916	137,916	137,916	142,053	142,053	142,053

Fringe Benefits

722750	Workers Compensation	304	309	309	309	318	318	318
722760	Group Life	140	422	422	422	437	437	437
722770	Retirement	54,827	54,298	54,298	54,298	45,400	45,400	45,400
722780	Hospitalization	12,998	13,973	13,973	13,973	14,163	14,163	14,163
722790	Social Security	8,792	9,049	9,049	9,049	9,314	9,314	9,314
722800	Dental	709	762	762	762	808	808	808
722810	Disability	1,966	1,997	1,997	1,997	2,057	2,057	2,057
722820	Unemployment Insurance	501	441	441	441	455	455	455
722850	Optical	62	67	67	67	77	77	77
		80,298	81,318	81,318	81,318	73,029	73,029	73,029

Personnel

Operating Expenses

Contractual Services

731213	Membership Dues	195	0	0	0	200	200	200
731339	Periodicals Books Publ Sub	30	0	0	0	0	0	0
731346	Personal Mileage	175	116	116	116	116	116	116
732018	Travel and Conference	60	2,500	2,500	2,500	2,500	2,500	2,500
		459	2,616	2,616	2,616	2,816	2,816	2,816

Commodities

750392	Metered Postage	146	482	482	482	482	482	482
		146	482	482	482	482	482	482

Operating Expenses

Internal Support

Internal Services

770631	Bldg Space Cost Allocation	5,273	6,313	6,313	6,313	5,341	6,350	6,377
774677	Insurance Fund	153	153	153	153	153	153	153
775754	Maintenance Department Charges	0	0	526	526	0	0	0

Department:	Central Services	OAKLAND COUNTY, MICHIGAN
Organization:	10301 - Central Services Admin	
Fund:	10100 - General	
		FY2015 AND FY2016 AND FY2017 Adopted Budget

Account Number/Description	FY 2013 Actual	FY 2014			FY 2015 Adopted	FY 2016 Adopted	FY 2017 Adopted
		Adopted Budget	Amended Budget As Of 6/30	Estimated Actual			
776659 Motor Pool Fuel Charges	741	784	784	784	471	600	600
776661 Motor Pool	4,927	4,736	4,736	4,736	2,503	2,503	2,503
778675 Telephone Communications	724	742	742	742	653	653	653
	11,818	12,728	13,254	13,254	9,121	10,259	10,286
Internal Support	11,818	12,728	13,254	13,254	9,121	10,259	10,286
Grand Total Expenditures	229,544	235,060	235,586	235,586	227,501	228,639	228,666

Department:	Central Services	OAKLAND COUNTY, MICHIGAN
Organization:	10308 - Support Services	
Fund:	10100 - General	
		FY2015 AND FY2016 AND FY2017 Adopted Budget

Account Number/Description	FY 2013 Actual	FY 2014			FY 2015 Adopted	FY 2016 Adopted	FY 2017 Adopted
		Adopted Budget	Amended Budget As Of 6/30	Estimated Actual			

Revenues

Revenue

Charges for Services

630168	Business Reply Postage	5	0	0	0	0	0	0
630322	Commission Vending Machines	49,551	50,000	50,000	50,000	37,551	37,551	37,551
631232	Metered Postage	36,094	35,700	35,700	48,000	38,300	38,300	38,300
631344	Oakland Room Meals	0	500	500	500	0	0	0
631589	Printing	0	300	300	300	0	0	0
632156	Standard Mail	245,128	300,000	300,000	240,000	259,800	259,800	259,800
		330,778	386,500	386,500	338,800	335,651	335,651	335,651

Other Revenues

670228	County Auction	352	3,800	3,800	3,800	300	300	300
670456	Prior Years Adjustments	9,000	0	0	0	0	0	0
		9,352	3,800	3,800	3,800	300	300	300

Revenue		340,130	390,300	390,300	342,600	335,951	335,951	335,951
Grand Total Revenues		340,130	390,300	390,300	342,600	335,951	335,951	335,951

Expenditures

Personnel

Salaries

702010	Salaries Regular	569,226	672,786	672,786	672,786	688,290	688,290	688,290
702030	Holiday	26,882	0	0	0	0	0	0
702050	Annual Leave	41,561	0	0	0	0	0	0
702080	Sick Leave	10,595	0	0	0	0	0	0
702140	Other Miscellaneous Salaries	7,000	0	0	0	0	0	0
702200	Death Leave	856	0	0	0	0	0	0
712020	Overtime	8,636	13,500	13,500	13,500	13,500	13,500	13,500
		664,757	686,286	686,286	686,286	701,790	701,790	701,790

Fringe Benefits

722750	Workers Compensation	8,361	8,265	8,265	8,265	9,845	9,845	9,845
722760	Group Life	1,792	1,957	1,957	1,957	2,011	2,011	2,011
722770	Retirement	208,845	222,409	222,409	222,409	182,355	182,355	182,355
722780	Hospitalization	141,586	160,574	160,574	160,574	160,813	160,813	160,813
722790	Social Security	45,479	50,227	50,227	50,227	51,352	51,352	51,352
722800	Dental	11,841	12,845	12,845	12,845	13,629	13,629	13,629
722810	Disability	8,588	9,209	9,209	9,209	9,417	9,417	9,417

Department:	Central Services	OAKLAND COUNTY, MICHIGAN						
Organization:	10308 - Support Services							
Fund:	10100 - General							
		FY2015 AND FY2016 AND FY2017 Adopted Budget						

Account Number/Description	FY 2013 Actual	FY 2014			FY 2015 Adopted	FY 2016 Adopted	FY 2017 Adopted
		Adopted Budget	Amended Budget As Of 6/30	Estimated Actual			
722820 Unemployment Insurance	2,426	2,148	2,148	2,148	2,204	2,204	2,204
722850 Optical	1,216	1,379	1,379	1,379	1,479	1,479	1,479
	430,133	469,013	469,013	469,013	433,105	433,105	433,105
Personnel	1,094,890	1,155,299	1,155,299	1,155,299	1,134,895	1,134,895	1,134,895
Operating Expenses							
Contractual Services							
730114 Auction Expense	12	1,000	1,000	1,000	3,000	3,000	3,000
730212 Business Reply Postage	5	0	0	0	0	0	0
730373 Contracted Services	3,622	5,000	5,000	5,000	5,000	5,000	5,000
730394 Copy Charges	0	100	100	100	100	100	100
730646 Equipment Maintenance	1,901	12,680	12,680	12,680	12,680	12,680	12,680
730653 Equipment Rental	2,606	3,000	3,000	3,000	3,000	3,000	3,000
731115 Licenses and Permits	28,532	31,050	31,050	31,050	31,050	31,050	31,050
731143 Mail Handling-Postage Svc	208,924	250,000	250,000	231,250	250,000	250,000	250,000
731150 Maintenance Contract	33,631	41,150	41,150	41,150	41,300	41,460	41,460
731346 Personal Mileage	0	90	90	90	90	90	90
731388 Printing	86	735	735	735	735	735	735
731773 Software Rental Lease Purchase	570	0	0	0	0	0	0
732018 Travel and Conference	30	500	500	500	500	500	500
	279,919	345,305	345,305	326,555	347,455	347,615	347,615
Commodities							
750154 Expendable Equipment	4,473	6,000	6,000	6,000	6,000	6,000	6,000
750392 Metered Postage	21,476	25,000	25,000	30,000	25,000	25,000	25,000
750399 Office Supplies	12,206	17,517	17,517	17,517	22,017	22,017	22,017
750406 Paper Printing	0	100	100	100	100	100	100
750455 Printing Supplies	0	50	50	50	50	50	50
	38,155	48,667	48,667	53,667	53,167	53,167	53,167
Capital Outlay							
760157 Equipment	40,275	0	0	0	0	0	0
	40,275	0	0	0	0	0	0
Operating Expenses	358,349	393,972	393,972	380,222	400,622	400,782	400,782
Internal Support							
Internal Services							
770631 Bldg Space Cost Allocation	603,964	687,532	687,532	687,532	573,770	682,136	685,020
770667 Convenience Copier	1,056	1,927	1,927	1,927	0	0	0
772618 Equipment Rental	3,192	3,192	3,192	3,192	3,192	3,192	3,192
773630 Info Tech Development	46,459	0	23,758	23,758	0	0	0
774636 Info Tech Operations	58,543	50,399	50,399	50,399	50,378	50,378	50,378

Department:	Central Services	OAKLAND COUNTY, MICHIGAN
Organization:	10308 - Support Services	
Fund:	10100 - General	
		FY2015 AND FY2016 AND FY2017 Adopted Budget

Account Number/Description	FY 2013 Actual	FY 2014			FY 2015 Adopted	FY 2016 Adopted	FY 2017 Adopted
		Adopted Budget	Amended Budget As Of 6/30	Estimated Actual			
774637 Info Tech Managed Print Svcs	0	0	0	0	3,963	3,963	3,963
774677 Insurance Fund	1,945	2,052	2,052	2,052	1,251	1,294	1,289
775754 Maintenance Department Charges	12,174	0	3,358	3,358	0	0	0
776659 Motor Pool Fuel Charges	5,749	5,332	5,332	5,332	5,656	7,205	7,205
776661 Motor Pool	18,400	16,972	16,972	16,972	18,289	18,289	18,289
778675 Telephone Communications	7,919	8,244	8,244	8,244	7,844	7,844	7,844
	759,401	775,650	802,766	802,766	664,343	774,301	777,180
Internal Support	759,401	775,650	802,766	802,766	664,343	774,301	777,180
Grand Total Expenditures	2,212,641	2,324,921	2,352,037	2,338,287	2,199,860	2,309,978	2,312,857

**OAKLAND COUNTY MAIL CENTER
RATE SUMMARY**

Description of Service	2014 Rates	2015 Rates	2016 Rates	2017 Rates
Quick Copy/Folding/Inserting				
Quick Copy- B&W 1-Sided	\$0.030	\$0.030	\$0.030	\$0.030
Quick Copy- B&W 2-Sided	\$0.050	\$0.050	\$0.050	\$0.050
Quick Copy - Color 1-Sided	\$0.150	\$0.150	\$0.150	\$0.150
Quick Copy - Color 2-Sided	\$0.280	\$0.280	\$0.280	\$0.280
Folding (cost per 1,000)	\$10.00	\$10.00	\$10.00	\$10.00
Inserting (cost per 1,000)	\$15.00	\$15.00	\$15.00	\$15.00
Punching (cost per 1,000)	\$10.00	\$10.00	\$10.00	\$10.00
Padding (cost per 1,000)	\$4.00	\$4.00	\$4.00	\$4.00
Stapling (cost per 1,000)	\$10.00	\$10.00	\$10.00	\$10.00
External Customers				
Outside Services	15%	15%	15%	15%
Supplies	15%	15%	15%	15%
Special Mailing Fees				
External Actual Postage plus .035 per piece				
Apply Metered Postage to Special Mailings .01 per piece (external)				
Special Deliveries	\$ 50.00	\$ 50.00	\$ 50.00	\$ 50.00

*Subject to change in rates by United States Post Office

Department:	104 - Facilities Management	OAKLAND COUNTY, MICHIGAN					
General Fund / General Purpose		FY2015 AND FY2016 AND FY2017 Adopted Budget					

Account Number/Description	FY 2013 Actual	FY 2014			FY 2015 Adopted	FY 2016 Adopted	FY 2017 Adopted
		Adopted Budget	Amended Budget As Of 6/30	Estimated Actual			
Revenues							
Revenue							
Other Revenues							
670570 Refund Prior Years Expenditure	0	0	14,389	14,389	0	0	0
	0	0	14,389	14,389	0	0	0
Revenue	0	0	14,389	14,389	0	0	0
Grand Total Revenues	0	0	14,389	14,389	0	0	0

Expenditures

Personnel							
Salaries							
702010 Salaries Regular	558,029	596,691	596,691	596,691	619,568	619,568	619,568
702030 Holiday	22,685	0	0	0	0	0	0
702050 Annual Leave	35,423	0	0	0	0	0	0
702080 Sick Leave	7,184	0	0	0	0	0	0
702140 Other Miscellaneous Salaries	4,500	0	0	0	0	0	0
702200 Death Leave	509	0	0	0	0	0	0
712020 Overtime	5,160	6,000	6,000	6,000	6,000	6,000	6,000
712040 Holiday Overtime	147	500	500	500	500	500	500
	633,638	603,191	603,191	603,191	626,068	626,068	626,068
Fringe Benefits							
722750 Workers Compensation	5,971	6,847	6,847	6,847	7,063	7,063	7,063
722760 Group Life	1,752	1,837	1,837	1,837	1,906	1,906	1,906
722770 Retirement	203,015	202,039	202,039	202,039	164,000	164,000	164,000
722780 Hospitalization	115,621	125,679	125,679	125,679	110,088	110,088	110,088
722790 Social Security	43,306	44,921	44,921	44,921	46,645	46,645	46,645
722800 Dental	8,355	8,792	8,792	8,792	9,309	9,309	9,309
722810 Disability	8,148	8,640	8,640	8,640	8,971	8,971	8,971
722820 Unemployment Insurance	2,324	1,908	1,908	1,908	1,981	1,981	1,981
722850 Optical	722	830	830	830	844	844	844
722900 Fringe Benefit Adjustments	0	2,795	2,795	2,795	2,301	2,301	2,301
	389,214	404,288	404,288	404,288	353,108	353,108	353,108
Personnel	1,022,852	1,007,479	1,007,479	1,007,479	979,176	979,176	979,176
Operating Expenses							
Contractual Services							
730072 Advertising	339	0	0	0	0	0	0
730646 Equipment Maintenance	934	2,000	2,000	2,000	2,000	2,000	2,000
730772 Freight and Express	17	200	200	200	200	200	200

Department:	104 - Facilities Management	OAKLAND COUNTY, MICHIGAN						
General Fund / General Purpose		FY2015 AND FY2016 AND FY2017 Adopted Budget						

Account Number/Description	FY 2013 Actual	FY 2014			FY 2015 Adopted	FY 2016 Adopted	FY 2017 Adopted
		Adopted Budget	Amended Budget As Of 6/30	Estimated Actual			
731115 Licenses and Permits	3,400	3,000	3,000	3,000	3,000	3,000	3,000
731213 Membership Dues	4,943	2,300	2,300	2,300	2,300	2,300	2,300
731339 Periodicals Books Publ Sub	115	700	700	700	700	700	700
731346 Personal Mileage	659	2,784	2,784	2,784	2,784	2,784	2,784
731388 Printing	291	1,318	1,318	1,318	1,318	1,318	1,318
731458 Professional Services	77,587	67,800	70,517	70,517	150,000	67,800	67,800
731752 Signage Services	2,800	0	0	0	0	0	0
731780 Software Support Maintenance	2,327	2,200	2,200	2,200	2,200	2,200	2,200
732018 Travel and Conference	504	3,800	3,800	3,800	3,800	3,800	3,800
	93,915	86,102	88,819	88,819	168,302	86,102	86,102
Commodities							
750049 Computer Supplies	288	400	400	400	400	400	400
750091 Drafting Supplies and Maps	0	150	150	150	150	150	150
750119 Dry Goods and Clothing	98	300	300	300	300	300	300
750154 Expendable Equipment	0	2,000	2,000	2,000	2,000	2,000	2,000
750287 Maintenance Supplies	85	150	150	150	150	150	150
750392 Metered Postage	560	444	444	444	444	444	444
750399 Office Supplies	2,778	1,600	1,600	1,600	1,600	1,600	1,600
750427 Photographic Supplies	100	100	100	100	100	100	100
750539 Testing Materials	143	1,000	1,000	1,000	1,000	1,000	1,000
	4,052	6,144	6,144	6,144	6,144	6,144	6,144
Operating Expenses	97,967	92,246	94,963	94,963	174,446	92,246	92,246
Internal Support							
Internal Services							
770631 Bldg Space Cost Allocation	33,624	35,505	35,505	35,505	28,812	34,253	34,398
774636 Info Tech Operations	16,654	15,505	19,809	19,809	21,903	21,903	21,903
774637 Info Tech Managed Print Svcs	0	0	0	0	251	251	251
774677 Insurance Fund	1,102	1,103	1,103	1,103	1,103	1,103	1,103
775754 Maintenance Department Charges	3,435	0	316	316	0	0	0
776659 Motor Pool Fuel Charges	1,594	1,647	1,647	1,647	1,571	2,002	2,002
776661 Motor Pool	10,284	9,868	9,868	9,868	10,167	10,167	10,167
778675 Telephone Communications	8,933	9,208	9,208	9,208	9,085	9,085	9,085
	75,627	72,836	77,456	77,456	72,892	78,764	78,909
Internal Support	75,627	72,836	77,456	77,456	72,892	78,764	78,909
Transfers/Other Sources (Uses)							
Transfers Out							
	0	0	0	0	0	0	0
Transfers/Other Sources (Uses)	0	0	0	0	0	0	0
Grand Total Expenditures	1,196,445	1,172,561	1,179,898	1,179,898	1,226,514	1,150,186	1,150,331

Department:	Facilities Management	OAKLAND COUNTY, MICHIGAN
Organization:	10401 - Facilities Management Admin	
Fund:	10100 - General	
		FY2015 AND FY2016 AND FY2017 Adopted Budget

Account Number/Description	FY 2013 Actual	FY 2014			FY 2015 Adopted	FY 2016 Adopted	FY 2017 Adopted
		Adopted Budget	Amended Budget As Of 6/30	Estimated Actual			

Grand Total Revenues 0

Expenditures

Personnel

Salaries

702010	Salaries Regular	124,245	125,378	125,378	125,378	129,139	129,139	129,139
702140	Other Miscellaneous Salaries	500	0	0	0	0	0	0
		<u>124,745</u>	<u>125,378</u>	<u>125,378</u>	<u>125,378</u>	<u>129,139</u>	<u>129,139</u>	<u>129,139</u>

Fringe Benefits

722750	Workers Compensation	278	281	281	281	289	289	289
722760	Group Life	379	386	386	386	396	396	396
722770	Retirement	46,096	45,600	45,600	45,600	37,399	37,399	37,399
722780	Hospitalization	17,044	18,323	18,323	18,323	18,597	18,597	18,597
722790	Social Security	8,646	8,867	8,867	8,867	9,127	9,127	9,127
722800	Dental	1,280	1,377	1,377	1,377	1,436	1,436	1,436
722810	Disability	1,788	1,816	1,816	1,816	1,870	1,870	1,870
722820	Unemployment Insurance	458	401	401	401	413	413	413
722850	Optical	127	137	137	137	90	90	90
		<u>76,096</u>	<u>77,188</u>	<u>77,188</u>	<u>77,188</u>	<u>69,617</u>	<u>69,617</u>	<u>69,617</u>

Personnel

Operating Expenses

Contractual Services

730072	Advertising	339	0	0	0	0	0	0
731213	Membership Dues	271	1,000	1,000	1,000	1,000	1,000	1,000
731339	Periodicals Books Publ Sub	0	500	500	500	500	500	500
731346	Personal Mileage	354	696	696	696	696	696	696
731388	Printing	0	881	881	881	881	881	881
732018	Travel and Conference	84	2,000	2,000	2,000	2,000	2,000	2,000
		<u>1,047</u>	<u>5,077</u>	<u>5,077</u>	<u>5,077</u>	<u>5,077</u>	<u>5,077</u>	<u>5,077</u>

Commodities

750392	Metered Postage	479	287	287	287	287	287	287
750399	Office Supplies	206	400	400	400	400	400	400
		<u>684</u>	<u>687</u>	<u>687</u>	<u>687</u>	<u>687</u>	<u>687</u>	<u>687</u>

Operating Expenses

Internal Support

Internal Services

770631	Bldg Space Cost Allocation	6,991	7,382	7,382	7,382	5,991	7,122	7,152
--------	----------------------------	-------	-------	-------	-------	-------	-------	-------

Department:	Facilities Management	OAKLAND COUNTY, MICHIGAN					
Organization:	10401 - Facilities Management Admin						
Fund:	10100 - General						
		FY2015 AND FY2016 AND FY2017 Adopted Budget					

Account Number/Description	FY 2013 Actual	FY 2014			FY 2015 Adopted	FY 2016 Adopted	FY 2017 Adopted
		Adopted Budget	Amended Budget As Of 6/30	Estimated Actual			
774636 Info Tech Operations	10,424	11,052	11,052	11,052	12,966	12,966	12,966
774677 Insurance Fund	210	210	210	210	210	210	210
	17,625	18,644	18,644	18,644	19,167	20,298	20,328
Internal Support	17,625	18,644	18,644	18,644	19,167	20,298	20,328
Transfers/Other Sources (Uses)							
Transfers Out	0	0	0	0	0	0	0
Transfers/Other Sources (Uses)	0	0	0	0	0	0	0
Grand Total Expenditures	220,198	226,974	226,974	226,974	223,687	224,818	224,848

Department:	Facilities Management	OAKLAND COUNTY, MICHIGAN
Organization:	10408 - Facilities Engineering	
Fund:	10100 - General	
		FY2015 AND FY2016 AND FY2017 Adopted Budget

Account Number/Description	FY 2013 Actual	FY 2014			FY 2015 Adopted	FY 2016 Adopted	FY 2017 Adopted
		Adopted Budget	Amended Budget As Of 6/30	Estimated Actual			
Revenues							
Revenue							
Other Revenues							
670570 Refund Prior Years Expenditure	0	0	14,389	14,389	0	0	0
	0	0	14,389	14,389	0	0	0
Revenue	0	0	14,389	14,389	0	0	0
Grand Total Revenues	0	0	14,389	14,389	0	0	0

Expenditures

Personnel							
Salaries							
702010 Salaries Regular	433,784	471,313	471,313	471,313	490,429	490,429	490,429
702030 Holiday	22,685	0	0	0	0	0	0
702050 Annual Leave	35,423	0	0	0	0	0	0
702080 Sick Leave	7,184	0	0	0	0	0	0
702140 Other Miscellaneous Salaries	4,000	0	0	0	0	0	0
702200 Death Leave	509	0	0	0	0	0	0
712020 Overtime	5,160	6,000	6,000	6,000	6,000	6,000	6,000
712040 Holiday Overtime	147	500	500	500	500	500	500
	508,893	477,813	477,813	477,813	496,929	496,929	496,929
Fringe Benefits							
722750 Workers Compensation	5,692	6,566	6,566	6,566	6,774	6,774	6,774
722760 Group Life	1,373	1,451	1,451	1,451	1,510	1,510	1,510
722770 Retirement	156,919	156,439	156,439	156,439	126,601	126,601	126,601
722780 Hospitalization	98,577	107,356	107,356	107,356	91,491	91,491	91,491
722790 Social Security	34,660	36,054	36,054	36,054	37,518	37,518	37,518
722800 Dental	7,075	7,415	7,415	7,415	7,873	7,873	7,873
722810 Disability	6,361	6,824	6,824	6,824	7,101	7,101	7,101
722820 Unemployment Insurance	1,866	1,507	1,507	1,507	1,568	1,568	1,568
722850 Optical	595	693	693	693	754	754	754
722900 Fringe Benefit Adjustments	0	2,795	2,795	2,795	2,301	2,301	2,301
	313,118	327,100	327,100	327,100	283,491	283,491	283,491
Personnel	822,010	804,913	804,913	804,913	780,420	780,420	780,420
Operating Expenses							
Contractual Services							
730646 Equipment Maintenance	934	2,000	2,000	2,000	2,000	2,000	2,000

Department:	Facilities Management	OAKLAND COUNTY, MICHIGAN						
Organization:	10408 - Facilities Engineering							
Fund:	10100 - General							
		FY2015 AND FY2016 AND FY2017 Adopted Budget						

Account Number/Description	FY 2013 Actual	FY 2014			FY 2015 Adopted	FY 2016 Adopted	FY 2017 Adopted
		Adopted Budget	Amended Budget As Of 6/30	Estimated Actual			
730772 Freight and Express	17	200	200	200	200	200	200
731115 Licenses and Permits	3,400	3,000	3,000	3,000	3,000	3,000	3,000
731213 Membership Dues	4,672	1,300	1,300	1,300	1,300	1,300	1,300
731339 Periodicals Books Publ Sub	115	200	200	200	200	200	200
731346 Personal Mileage	305	2,088	2,088	2,088	2,088	2,088	2,088
731388 Printing	291	437	437	437	437	437	437
731458 Professional Services	77,587	67,800	70,517	70,517	150,000	67,800	67,800
731752 Signage Services	2,800	0	0	0	0	0	0
731780 Software Support Maintenance	2,327	2,200	2,200	2,200	2,200	2,200	2,200
732018 Travel and Conference	420	1,800	1,800	1,800	1,800	1,800	1,800
	92,868	81,025	83,742	83,742	163,225	81,025	81,025
Commodities							
750049 Computer Supplies	288	400	400	400	400	400	400
750091 Drafting Supplies and Maps	0	150	150	150	150	150	150
750119 Dry Goods and Clothing	98	300	300	300	300	300	300
750154 Expendable Equipment	0	2,000	2,000	2,000	2,000	2,000	2,000
750287 Maintenance Supplies	85	150	150	150	150	150	150
750392 Metered Postage	82	157	157	157	157	157	157
750399 Office Supplies	2,572	1,200	1,200	1,200	1,200	1,200	1,200
750427 Photographic Supplies	100	100	100	100	100	100	100
750539 Testing Materials	143	1,000	1,000	1,000	1,000	1,000	1,000
	3,368	5,457	5,457	5,457	5,457	5,457	5,457
Operating Expenses	96,235	86,482	89,199	89,199	168,682	86,482	86,482
Internal Support							
Internal Services							
770631 Bldg Space Cost Allocation	26,633	28,123	28,123	28,123	22,821	27,131	27,246
774636 Info Tech Operations	6,230	4,453	8,757	8,757	8,937	8,937	8,937
774637 Info Tech Managed Print Svcs	0	0	0	0	251	251	251
774677 Insurance Fund	892	893	893	893	893	893	893
775754 Maintenance Department Charges	3,435	0	316	316	0	0	0
776659 Motor Pool Fuel Charges	1,594	1,647	1,647	1,647	1,571	2,002	2,002
776661 Motor Pool	10,284	9,868	9,868	9,868	10,167	10,167	10,167
778675 Telephone Communications	8,933	9,208	9,208	9,208	9,085	9,085	9,085
	58,002	54,192	58,812	58,812	53,725	58,466	58,581
Internal Support	58,002	54,192	58,812	58,812	53,725	58,466	58,581
Grand Total Expenditures	976,247	945,587	952,924	952,924	1,002,827	925,368	925,483

**OAKLAND COUNTY, MICHIGAN
CAPITAL IMPROVEMENT PROGRAM
FY 2015 through FY 2024**

This Capital Improvement Plan is meant to identify projects that MAY be executed in FY 2015 through FY 2024. Presently, Oakland County, as are other governmental units, is experiencing economic pressures not ever seen before. To that end, the project prioritization addresses asset maintenance and preservation and those assets that support direct services to the public. Other projects may be appropriate for consideration under normal circumstances, but must be delayed until the economic recovery occurs.

It must be understood that inclusion in this plan does not indicate approval for a project to go forward. No project will go forward without first receiving the express recommendation of the County Executive followed by a full review and approval by the Board of Commissioners. No project will be recommended by the County Executive without a funding source first being identified for both the project's capital and on-going operating components.

<u>Item No.</u>	<u>BUILDING PROJECTS</u>	Project Total	FY2015	FY2016	FY2017	FY2018	FY2019	FY2020-FY2024
1	Roof Replacement Program	\$6,423,000	\$1,491,000	\$685,000	\$558,000	\$799,000	\$531,000	\$2,359,000
2	Elevator Maintenance - Phase 2	1,800,000	200,000	200,000	200,000	200,000		1,000,000
3	Electrical Upgrades to County Buildings	2,450,000			350,000	350,000		1,750,000
4	Proximity Reader Replacement	600,000						600,000
5	Emergency Generator Upgrades	300,000						300,000
6	Finish/remodel Basement of CV-H Bldg	173,000	173,000					
7	Remodel EOC	110,000	110,000					
8	Primary Electrical System Upgrade	800,000						800,000
9	Animal Control Basement Remodeling	550,000		550,000				
10	Miscellaneous	1,250,000	125,000	125,000	125,000	125,000	125,000	625,000
COST OF BUILDING PROJECTS		\$14,456,000	\$2,099,000	\$1,560,000	\$1,233,000	\$1,474,000	\$656,000	\$7,434,000
<u>Item No.</u>	<u>UTILITY, ROADS AND PARKING LOT PROJECTS</u>	Project Total	FY2015	FY2016	FY2017	FY2018	FY2019	FY2020-FY2024
1	Parking Lot Paving Program	\$6,760,000	\$170,000 *	\$1,000,000 **	\$450,000	\$565,000	\$325,000	\$4,250,000
2	Steam Tunnel Repairs	4,100,000	1,500,000 *	1,500,000				1,100,000
3	Service Center/County Center Drive E Road Improvements	2,995,000	1,500,000 *					1,495,000
4	Chiller Replacement Program	1,050,000						1,050,000
5	West Campus Water Main Loop	300,000				300,000		
6	Security Enhancements	235,000	235,000					
7	Miscellaneous	1,000,000	100,000	100,000	100,000	100,000	100,000	500,000
COST OF UTILITY PROJECTS		\$16,440,000	\$3,505,000	\$2,600,000	\$550,000	\$965,000	\$425,000	\$8,395,000
GRAND TOTAL		\$30,896,000	\$5,604,000	\$4,160,000	\$1,783,000	\$2,439,000	\$1,081,000	\$15,829,000

NOTE: All project cost estimates are projected to the year indicated in the program or to the midpoint of construction for multiyear projects

**OAKLAND COUNTY, MICHIGAN
CAPITAL IMPROVEMENT PROGRAM
FY 2015 through FY 2024**

FUNDING

Building Improvement Fund

	FY2015	FY2016	FY2017	FY2018	FY2019	FY2020-FY2024
Est. Carry Forward From Building Fund From Previous Year	\$4,828,855	\$3,894,855	\$1,782,840	\$1,499,840	\$560,840	\$979,840
Plus Transfer from General Fund	1,500,000	1,500,000	1,500,000	1,500,000	1,500,000	
Total Available from Building Improvement Fund	\$6,328,855	\$5,394,855	\$3,282,840	\$2,999,840	\$2,060,840	\$979,840

Reimbursement From Bonds / Alternative Funding Sources

Service Center/County Center Drive E Road Improvements	\$1,500,000 *	\$1,500,000 *				
Steam Tunnel Repairs	1,500,000 *	1,500,000 *				
Parking Lot Paving Program	717,985 **	170,000 *	547,985 **			
Total Reim. from Bonds/Alternative Sources	\$3,717,985	\$3,170,000	\$547,985	\$0	\$0	\$0

Total Available from Building Improvement Fund	\$6,328,855	\$5,394,855	\$3,282,840	\$2,999,840	\$2,060,840	\$979,840
Total Reimbursement from Bonds/Alternate Sources - Bonds	3,170,000	547,985	-	-	-	-
Less Current Year Project Funded by Building Improvement Fund	(2,434,000)	(3,612,015)	(1,783,000)	(2,439,000)	(1,081,000)	(15,829,000)
Less Current Year Project Funded by Other Sources	(3,170,000)	(547,985)	-	-	-	-

CARRY FORWARD AVAILABLE FOR NEXT YEAR

	\$3,894,855	\$1,782,840	\$1,499,840	\$560,840	\$979,840	(\$14,849,160)
--	--------------------	--------------------	--------------------	------------------	------------------	-----------------------

* Project will be funded from the BA-Facilities Infrastructure/IT Projects bond proceeds.

** Project anticipated to be partially funded by bond proceeds & Building Improvement Fund.

**OAKLAND COUNTY, MICHIGAN
CAPITAL IMPROVEMENT PROGRAM
FY 2015 through FY 2024**

FUTURE PROJECTS IDENTIFIED BY DEPARTMENTAL REQUESTS FOR CONSIDERATION

The projects listed below are for informational purposes only. The projects require more investigation and no funding sources have been identified. As previously stated, no project will go forward without first receiving the express recommendation of the County Executive followed by a full review and approval by the Board of Commissioners. No project will be recommended by the County Executive without a funding source first being identified for both the project's capital and on-going operating components.

	<u>Estimated Cost</u>
Courthouse East Tower Handicap Ramp	\$100,000
Oakland Pointe Entrance Drive Relocation	425,000
Campus Walkways Expansion	948,000
Renovations for Additional Circuit Court Judge	1,840,000
Relocate Veteran Services & MSU Extension	2,000,000
High Density Shelving	2,000,000
Mainland Drain - Phase 3	2,250,000
Youth Assistance Relocatioin	2,625,000
Mainland Drain - Phase 2	3,000,000
Property for Future 52-1 District Courthouse - Novi	3,000,000
Building Security Upgrades	3,000,000
Pole Barn / Warehouse for Sheriff's Office	6,000,000 *
Animal Shelter	8,000,000 *
Crime Lab Addition	9,817,000
Jail Intake & Holding Renovation	10,500,000
Fire Range and Tactical Training Center	13,800,000 *
52-2 District Courthouse - Clarkston	21,960,000
52-1 District Courthouse - Novi	<u>21,960,000</u>
Total	\$113,225,000

* - Note: If these buildings are all constructed on the 88 acres, then up to \$2,000,000 may be saved by sharing the construction costs of the necessary infrastructure to support them (e.g., electrical and gas lines; roads; parking lots; etc.)

Department:	105 - Human Resources	OAKLAND COUNTY, MICHIGAN					
General Fund / General Purpose		FY2015 AND FY2016 AND FY2017 Adopted Budget					

Account Number/Description	FY 2013 Actual	FY 2014			FY 2015 Adopted	FY 2016 Adopted	FY 2017 Adopted
		Adopted Budget	Amended Budget As Of 6/30	Estimated Actual			
Revenues							
Revenue							
Charges for Services							
631253	Miscellaneous	562	475	475	475	475	475
		562	475	475	475	475	475
Other Revenues							
670456	Prior Years Adjustments	47,936	0	0	0	0	0
		47,936	0	0	0	0	0
Revenue		48,498	475	475	475	475	475
Grand Total Revenues		48,498	475	475	475	475	475

Expenditures

Personnel							
Salaries							
702010	Salaries Regular	1,330,192	1,696,512	1,701,453	1,496,453	1,722,226	1,722,226
702030	Holiday	56,716	0	0	0	0	0
702050	Annual Leave	81,040	0	0	0	0	0
702080	Sick Leave	28,772	0	0	0	0	0
702100	Retroactive	920	0	0	0	0	0
702140	Other Miscellaneous Salaries	11,000	0	0	0	0	0
702200	Death Leave	1,384	0	0	0	0	0
712020	Overtime	5,613	17,000	17,000	17,000	17,000	17,000
		1,515,636	1,713,512	1,718,453	1,513,453	1,739,226	1,739,226
Fringe Benefits							
722750	Workers Compensation	3,369	3,802	3,818	3,818	3,828	3,828
722760	Group Life	4,081	4,901	4,905	4,905	4,878	4,878
722770	Retirement	494,780	569,113	569,522	469,522	469,360	469,360
722780	Hospitalization	238,732	316,238	316,238	266,238	292,168	292,168
722790	Social Security	103,630	122,683	122,771	122,771	122,003	122,003
722800	Dental	18,368	21,316	21,316	21,316	22,225	22,225
722810	Disability	18,674	23,075	23,091	23,091	22,951	22,951
722820	Unemployment Insurance	5,548	5,424	5,427	5,427	5,400	5,400
722850	Optical	1,696	2,217	2,217	2,217	2,318	2,318
722900	Fringe Benefit Adjustments	0	7,310	7,699	7,699	34,558	34,558
		888,879	1,076,079	1,077,004	927,004	979,689	979,689
Personnel		2,404,515	2,789,591	2,795,457	2,440,457	2,718,915	2,718,915
Operating Expenses							

Department:	105 - Human Resources	OAKLAND COUNTY, MICHIGAN						
General Fund / General Purpose		FY2015 AND FY2016 AND FY2017 Adopted Budget						

Account Number/Description	FY 2013 Actual	FY 2014			FY 2015 Adopted	FY 2016 Adopted	FY 2017 Adopted
		Adopted Budget	Amended Budget As Of 6/30	Estimated Actual			
<u>Contractual Services</u>							
730415	Court Reporter Services	2,228	4,000	4,000	4,000	4,000	4,000
730590	Employee Med Exams ADA	2,575	2,000	2,000	2,000	2,000	2,000
730611	Employees Medical Exams	29,062	37,000	37,000	37,000	37,000	37,000
730646	Equipment Maintenance	164	1,200	1,200	1,200	1,200	1,200
730681	Examination Material	51,112	48,000	48,000	43,000	48,000	48,000
730709	Fees - Per Diems	1,273	13,500	13,500	3,500	13,500	13,500
730772	Freight and Express	138	200	200	200	200	200
731073	Legal Services	50,211	190,000	190,000	100,000	190,000	190,000
731213	Membership Dues	7,018	12,295	12,295	12,295	12,295	12,295
731339	Periodicals Books Publ Sub	3,071	5,200	5,200	2,700	5,200	5,200
731346	Personal Mileage	1,841	4,052	4,052	2,552	4,052	4,052
731388	Printing	6,236	10,200	10,200	7,200	10,200	10,200
731458	Professional Services	73,797	47,000	47,000	24,000	47,000	47,000
731570	Recruitment Expense	14,883	71,000	71,000	61,000	75,200	75,200
731773	Software Rental Lease Purchase	0	0	56,245	54,245	45,745	45,745
731780	Software Support Maintenance	0	361	361	361	361	361
731818	Special Event Program	(193)	0	0	0	0	0
731955	Training-Educator Services	96	0	0	0	0	0
732018	Travel and Conference	4,189	23,079	23,079	21,079	23,079	23,079
732165	Workshops and Meeting	960	1,000	1,000	1,000	1,000	1,000
		248,661	470,087	526,332	377,332	520,032	520,032
<u>Commodities</u>							
750049	Computer Supplies	551	2,000	2,000	500	2,000	2,000
750154	Expendable Equipment	0	4,000	4,000	1,000	4,000	4,000
750392	Metered Postage	12,112	13,341	13,341	13,341	13,341	13,341
750399	Office Supplies	5,881	13,966	13,966	11,966	13,966	13,966
		18,544	33,307	33,307	26,807	33,307	33,307
Operating Expenses		267,205	503,394	559,639	404,139	553,339	553,339
<u>Internal Support</u>							
<u>Internal Services</u>							
770631	Bldg Space Cost Allocation	260,514	311,919	311,919	311,919	263,880	313,717
770667	Convenience Copier	9,604	15,314	15,314	15,314	0	0
772618	Equipment Rental	6,720	8,084	8,084	8,084	6,720	6,720
773630	Info Tech Development	68,586	0	56,835	56,835	0	0
774636	Info Tech Operations	452,544	480,457	480,457	480,457	482,103	482,103
774637	Info Tech Managed Print Svcs	0	0	0	0	26,536	26,536
774677	Insurance Fund	2,184	2,184	2,184	2,184	2,184	2,184
775754	Maintenance Department Charges	4,239	0	8,720	8,720	0	0
776661	Motor Pool	151	0	0	0	0	0

Department:	105 - Human Resources	OAKLAND COUNTY, MICHIGAN					
General Fund / General Purpose		FY2015 AND FY2016 AND FY2017 Adopted Budget					

Account Number/Description	FY 2013 Actual	FY 2014			FY 2015 Adopted	FY 2016 Adopted	FY 2017 Adopted
		Adopted Budget	Amended Budget As Of 6/30	Estimated Actual			
778675 Telephone Communications	33,192	34,295	34,295	34,295	35,303	35,303	35,303
	837,735	852,253	917,808	917,808	816,726	866,563	867,890
Internal Support	837,735	852,253	917,808	917,808	816,726	866,563	867,890
Grand Total Expenditures	3,509,455	4,145,238	4,272,904	3,762,404	4,088,980	4,138,817	4,140,144

Department:	Human Resources	OAKLAND COUNTY, MICHIGAN					
Organization:	10501 - Human Resources Admin						
Fund:	10100 - General						
		FY2015 AND FY2016 AND FY2017 Adopted Budget					

Account Number/Description	FY 2013 Actual	FY 2014			FY 2015 Adopted	FY 2016 Adopted	FY 2017 Adopted
		Adopted Budget	Amended Budget As Of 6/30	Estimated Actual			
Revenues							
Revenue							
Charges for Services							
631253 Miscellaneous	180	175	175	175	175	175	175
	180	175	175	175	175	175	175
Other Revenues							
670456 Prior Years Adjustments	47,936	0	0	0	0	0	0
	47,936	0	0	0	0	0	0
Revenue	48,116	175	175	175	175	175	175
Grand Total Revenues	48,116	175	175	175	175	175	175

Expenditures

Personnel							
Salaries							
702010 Salaries Regular	353,345	468,631	469,794	419,794	475,587	475,587	475,587
702030 Holiday	7,718	0	0	0	0	0	0
702050 Annual Leave	6,482	0	0	0	0	0	0
702080 Sick Leave	3,180	0	0	0	0	0	0
702140 Other Miscellaneous Salaries	2,000	0	0	0	0	0	0
702200 Death Leave	226	0	0	0	0	0	0
712020 Overtime	607	0	0	0	0	0	0
	373,557	468,631	469,794	419,794	475,587	475,587	475,587
Fringe Benefits							
722750 Workers Compensation	832	1,051	1,067	1,067	1,114	1,114	1,114
722760 Group Life	909	1,441	1,445	1,445	1,464	1,464	1,464
722770 Retirement	113,170	169,415	169,824	119,824	138,478	138,478	138,478
722780 Hospitalization	47,776	80,274	80,274	80,274	70,815	70,815	70,815
722790 Social Security	22,698	35,126	35,214	35,214	35,627	35,627	35,627
722800 Dental	3,113	4,884	4,884	4,884	4,786	4,786	4,786
722810 Disability	4,285	6,786	6,802	6,802	6,883	6,883	6,883
722820 Unemployment Insurance	1,370	1,499	1,502	1,502	1,520	1,520	1,520
722850 Optical	270	519	519	519	497	497	497
	194,424	300,995	301,531	251,531	261,184	261,184	261,184
Personnel	567,981	769,626	771,325	671,325	736,771	736,771	736,771
Operating Expenses							
Contractual Services							

Department:	Human Resources	OAKLAND COUNTY, MICHIGAN						
Organization:	10501 - Human Resources Admin							
Fund:	10100 - General							
		FY2015 AND FY2016 AND FY2017 Adopted Budget						

Account Number/Description	FY 2013 Actual	FY 2014			FY 2015 Adopted	FY 2016 Adopted	FY 2017 Adopted
		Adopted Budget	Amended Budget As Of 6/30	Estimated Actual			
730415 Court Reporter Services	2,228	4,000	4,000	4,000	4,000	4,000	4,000
730590 Employee Med Exams ADA	2,575	2,000	2,000	2,000	2,000	2,000	2,000
730709 Fees - Per Diems	1,273	13,500	13,500	3,500	13,500	13,500	13,500
731073 Legal Services	50,211	190,000	190,000	100,000	190,000	190,000	190,000
731213 Membership Dues	6,254	9,595	9,595	9,595	9,595	9,595	9,595
731346 Personal Mileage	556	816	816	816	816	816	816
731388 Printing	2,819	1,275	1,275	1,275	1,275	1,275	1,275
731458 Professional Services	73,797	44,000	44,000	24,000	44,000	44,000	44,000
732018 Travel and Conference	2,855	6,879	6,879	6,879	6,879	6,879	6,879
732165 Workshops and Meeting	960	1,000	1,000	1,000	1,000	1,000	1,000
	143,527	273,065	273,065	153,065	273,065	273,065	273,065
Commodities							
750392 Metered Postage	12,112	13,341	13,341	13,341	13,341	13,341	13,341
750399 Office Supplies	1,002	1,216	1,216	1,216	1,216	1,216	1,216
	13,114	14,557	14,557	14,557	14,557	14,557	14,557
Operating Expenses	156,641	287,622	287,622	167,622	287,622	287,622	287,622
Internal Support							
Internal Services							
770631 Bldg Space Cost Allocation	30,759	36,830	36,830	36,830	31,157	37,041	37,198
774677 Insurance Fund	153	153	153	153	153	153	153
775754 Maintenance Department Charges	4,239	0	8,720	8,720	0	0	0
776661 Motor Pool	151	0	0	0	0	0	0
778675 Telephone Communications	2,204	2,138	2,138	2,138	3,564	3,564	3,564
	37,506	39,121	47,841	47,841	34,874	40,758	40,915
Internal Support	37,506	39,121	47,841	47,841	34,874	40,758	40,915
Grand Total Expenditures	762,128	1,096,369	1,106,788	886,788	1,059,267	1,065,151	1,065,308

Department:	Human Resources	OAKLAND COUNTY, MICHIGAN
Organization:	10504 - HR - Workforce Management	
Fund:	10100 - General	
		FY2015 AND FY2016 AND FY2017 Adopted Budget

Account Number/Description	FY 2013 Actual	FY 2014			FY 2015 Adopted	FY 2016 Adopted	FY 2017 Adopted
		Adopted Budget	Amended Budget As Of 6/30	Estimated Actual			

Revenues

Revenue								
Charges for Services								
631253	Miscellaneous	382	300	300	300	300	300	300
		382	300	300	300	300	300	300
Revenue		382	300	300	300	300	300	300
Grand Total Revenues		382	300	300	300	300	300	300

Expenditures

Personnel								
Salaries								
702010	Salaries Regular	883,935	1,112,485	1,116,263	966,263	1,127,781	1,127,781	1,127,781
702030	Holiday	44,581	0	0	0	0	0	0
702050	Annual Leave	67,172	0	0	0	0	0	0
702080	Sick Leave	23,750	0	0	0	0	0	0
702100	Retroactive	920	0	0	0	0	0	0
702140	Other Miscellaneous Salaries	8,500	0	0	0	0	0	0
702200	Death Leave	1,159	0	0	0	0	0	0
712020	Overtime	5,006	17,000	17,000	17,000	17,000	17,000	17,000
		1,035,023	1,129,485	1,133,263	983,263	1,144,781	1,144,781	1,144,781
Fringe Benefits								
722750	Workers Compensation	2,298	2,492	2,492	2,492	2,448	2,448	2,448
722760	Group Life	2,877	3,160	3,160	3,160	3,106	3,106	3,106
722770	Retirement	342,679	360,993	360,993	310,993	298,262	298,262	298,262
722780	Hospitalization	185,320	229,905	229,905	179,905	215,193	215,193	215,193
722790	Social Security	73,441	79,830	79,830	79,830	78,418	78,418	78,418
722800	Dental	14,869	16,016	16,016	16,016	16,998	16,998	16,998
722810	Disability	12,998	14,875	14,875	14,875	14,612	14,612	14,612
722820	Unemployment Insurance	3,785	3,556	3,556	3,556	3,499	3,499	3,499
722850	Optical	1,383	1,653	1,653	1,653	1,773	1,773	1,773
722900	Fringe Benefit Adjustments	0	7,310	7,699	7,699	34,558	34,558	34,558
		639,649	719,790	720,179	620,179	668,867	668,867	668,867
Personnel		1,674,672	1,849,275	1,853,442	1,603,442	1,813,648	1,813,648	1,813,648
Operating Expenses								
Contractual Services								
730611	Employees Medical Exams	29,062	37,000	37,000	37,000	37,000	37,000	37,000

Department:	Human Resources	OAKLAND COUNTY, MICHIGAN						
Organization:	10504 - HR - Workforce Management							
Fund:	10100 - General							
		FY2015 AND FY2016 AND FY2017 Adopted Budget						

Account Number/Description	FY 2013 Actual	FY 2014			FY 2015 Adopted	FY 2016 Adopted	FY 2017 Adopted
		Adopted Budget	Amended Budget As Of 6/30	Estimated Actual			
730646 Equipment Maintenance	164	1,100	1,100	1,100	1,100	1,100	1,100
730681 Examination Material	51,112	48,000	48,000	43,000	48,000	48,000	48,000
730772 Freight and Express	138	200	200	200	200	200	200
731213 Membership Dues	234	2,000	2,000	2,000	2,000	2,000	2,000
731339 Periodicals Books Publ Sub	2,244	4,200	4,200	2,200	4,200	4,200	4,200
731346 Personal Mileage	1,286	2,298	2,298	1,298	2,298	2,298	2,298
731388 Printing	3,417	8,500	8,500	5,500	8,500	8,500	8,500
731458 Professional Services	0	3,000	3,000	0	3,000	3,000	3,000
731570 Recruitment Expense	14,883	71,000	71,000	61,000	75,200	75,200	75,200
731773 Software Rental Lease Purchase	0	0	56,245	54,245	45,745	45,745	45,745
731955 Training-Educator Services	96	0	0	0	0	0	0
732018 Travel and Conference	1,249	10,000	10,000	10,000	10,000	10,000	10,000
	103,885	187,298	243,543	217,543	237,243	237,243	237,243
Commodities							
750049 Computer Supplies	551	2,000	2,000	500	2,000	2,000	2,000
750154 Expendable Equipment	0	2,000	2,000	500	2,000	2,000	2,000
750399 Office Supplies	4,615	7,497	7,497	7,497	7,497	7,497	7,497
	5,166	11,497	11,497	8,497	11,497	11,497	11,497
Operating Expenses	109,051	198,795	255,040	226,040	248,740	248,740	248,740
Internal Support							
Internal Services							
770631 Bldg Space Cost Allocation	96,719	115,803	115,803	115,803	97,969	116,472	116,965
770667 Convenience Copier	9,604	15,314	15,314	15,314	0	0	0
772618 Equipment Rental	6,720	8,084	8,084	8,084	6,720	6,720	6,720
773630 Info Tech Development	68,586	0	56,835	56,835	0	0	0
774636 Info Tech Operations	452,544	480,457	480,457	480,457	482,103	482,103	482,103
774637 Info Tech Managed Print Svcs	0	0	0	0	26,536	26,536	26,536
774677 Insurance Fund	948	948	948	948	948	948	948
778675 Telephone Communications	18,375	19,203	19,203	19,203	18,404	18,404	18,404
	653,495	639,809	696,644	696,644	632,680	651,183	651,676
Internal Support	653,495	639,809	696,644	696,644	632,680	651,183	651,676
Grand Total Expenditures	2,437,219	2,687,879	2,805,126	2,526,126	2,695,068	2,713,571	2,714,064

Department:	Human Resources	OAKLAND COUNTY, MICHIGAN
Organization:	10505 - HR - Benefits Administration	
Fund:	10100 - General	
		FY2015 AND FY2016 AND FY2017 Adopted Budget

Account Number/Description	FY 2013 Actual	FY 2014			FY 2015 Adopted	FY 2016 Adopted	FY 2017 Adopted
		Adopted Budget	Amended Budget As Of 6/30	Estimated Actual			

Grand Total Revenues

0

Expenditures

Personnel

Salaries

702010	Salaries Regular	92,912	115,396	115,396	110,396	118,858	118,858	118,858
702030	Holiday	4,418	0	0	0	0	0	0
702050	Annual Leave	7,385	0	0	0	0	0	0
702080	Sick Leave	1,841	0	0	0	0	0	0
702140	Other Miscellaneous Salaries	500	0	0	0	0	0	0
		107,056	115,396	115,396	110,396	118,858	118,858	118,858

Fringe Benefits

722750	Workers Compensation	239	259	259	259	266	266	266
722760	Group Life	295	300	300	300	308	308	308
722770	Retirement	38,932	38,705	38,705	38,705	32,620	32,620	32,620
722780	Hospitalization	5,637	6,059	6,059	6,059	6,160	6,160	6,160
722790	Social Security	7,491	7,727	7,727	7,727	7,958	7,958	7,958
722800	Dental	387	416	416	416	441	441	441
722810	Disability	1,392	1,414	1,414	1,414	1,456	1,456	1,456
722820	Unemployment Insurance	393	369	369	369	381	381	381
722850	Optical	42	45	45	45	48	48	48
		54,806	55,294	55,294	55,294	49,638	49,638	49,638

Personnel

Operating Expenses

Contractual Services

730646	Equipment Maintenance	0	100	100	100	100	100	100
731213	Membership Dues	530	700	700	700	700	700	700
731339	Periodicals Books Publ Sub	827	1,000	1,000	500	1,000	1,000	1,000
731346	Personal Mileage	0	938	938	438	938	938	938
731388	Printing	0	425	425	425	425	425	425
731780	Software Support Maintenance	0	361	361	361	361	361	361
731818	Special Event Program	(193)	0	0	0	0	0	0
732018	Travel and Conference	85	6,200	6,200	4,200	6,200	6,200	6,200
		1,249	9,724	9,724	6,724	9,724	9,724	9,724

Commodities

750154	Expendable Equipment	0	2,000	2,000	500	2,000	2,000	2,000
750399	Office Supplies	264	5,253	5,253	3,253	5,253	5,253	5,253

Department:	Human Resources	OAKLAND COUNTY, MICHIGAN
Organization:	10505 - HR - Benefits Administration	
Fund:	10100 - General	
		FY2015 AND FY2016 AND FY2017 Adopted Budget

Account Number/Description	FY 2013 Actual	FY 2014			FY 2015 Adopted	FY 2016 Adopted	FY 2017 Adopted
		Adopted Budget	Amended Budget As Of 6/30	Estimated Actual			
	264	7,253	7,253	3,753	7,253	7,253	7,253
Operating Expenses	1,513	16,977	16,977	10,477	16,977	16,977	16,977
Internal Support							
Internal Services							
770631 Bldg Space Cost Allocation	133,036	159,286	159,286	159,286	134,754	160,204	160,881
774677 Insurance Fund	1,083	1,083	1,083	1,083	1,083	1,083	1,083
778675 Telephone Communications	12,614	12,954	12,954	12,954	13,335	13,335	13,335
	146,733	173,323	173,323	173,323	149,172	174,622	175,299
Internal Support	146,733	173,323	173,323	173,323	149,172	174,622	175,299
Grand Total Expenditures	310,108	360,990	360,990	349,490	334,645	360,095	360,772

Department:	106 - Health and Human Services	OAKLAND COUNTY, MICHIGAN					
General Fund / General Purpose		FY2015 AND FY2016 AND FY2017 Adopted Budget					

Account Number/Description	FY 2013 Actual	FY 2014			FY 2015 Adopted	FY 2016 Adopted	FY 2017 Adopted
		Adopted Budget	Amended Budget As Of 6/30	Estimated Actual			

Revenues

Revenue

Federal Grants

610210	Disaster Control Fed Subsidy	77,898	40,000	70,080	70,080	40,000	40,000	40,000
610313	Federal Operating Grants	67,665	59,334	98,147	98,147	58,147	58,147	58,147
610516	Refunds School Meals	350,961	300,000	300,000	320,000	300,000	300,000	300,000
		496,525	399,334	468,227	488,227	398,147	398,147	398,147

State Grants

615571	State Operating Grants	1,117,664	2,345,929	2,409,641	2,369,641	2,389,426	2,389,426	2,389,426
615675	Health State Subsidy	3,239,719	2,021,547	2,152,829	2,152,829	2,152,829	2,152,829	2,152,829
		4,357,383	4,367,476	4,562,470	4,522,470	4,542,255	4,542,255	4,542,255

Other Intergovern. Revenues

625558	Local Match	29,572	54,000	54,000	0	54,000	54,000	54,000
		29,572	54,000	54,000	0	54,000	54,000	54,000

Charges for Services

630014	Administration Fees	44,511	223,961	223,961	0	264,367	264,367	264,367
630135	Bac-T Test	42,250	45,000	45,000	45,000	45,000	45,000	45,000
630140	Board and Care	232,206	350,000	350,000	225,000	250,000	250,000	250,000
630154	Bodies Disinter or Reinter	460	500	500	500	500	500	500
630175	Campground License Fees	1,135	2,000	2,000	2,000	2,000	2,000	2,000
630224	Child Care State Aid	2,286,996	2,286,996	2,239,500	2,239,500	2,239,500	2,239,500	2,239,500
630259	Class Fees	18,946	59,650	59,650	59,650	59,650	59,650	59,650
630273	Clinic Charges	250,227	250,000	250,000	250,000	250,000	250,000	250,000
630371	Copier Charges	24	0	0	0	0	0	0
630406	Court Service Fees Probation	300	500	500	500	500	500	500
630518	Dental Services Fees	9,915	8,000	8,000	8,000	8,000	8,000	8,000
630525	Diff Between Chg and Init Pay	(30,804)	(25,000)	(25,000)	(85,000)	(25,000)	(25,000)	(25,000)
630574	Duplicate Record Fees	444	800	800	800	800	800	800
630595	Education Fees	41,479	0	0	0	0	0	0
630602	Educational Training	250	0	0	0	0	0	0
630742	Flu 3rd Party	73,895	100,000	100,000	135,000	100,000	100,000	100,000
630749	Flu Vaccine Fees	162,803	145,000	145,000	205,000	145,000	145,000	145,000
630770	Food Plan Reviews	53,328	45,000	45,000	45,000	45,000	45,000	45,000
630777	Food Service Licenses	1,155,180	1,090,000	1,090,000	1,180,000	1,115,000	1,115,000	1,115,000
630882	Hepatitis Vaccine	44,946	63,000	63,000	23,000	50,000	50,000	50,000
630898	HPV Vaccine	12,435	13,000	13,000	13,000	13,000	13,000	13,000
630917	Immunizations	232,408	225,000	225,000	300,000	225,000	225,000	225,000
630966	Inspection Fees	167,188	168,000	168,000	168,000	168,000	168,000	168,000

Department:	106 - Health and Human Services	OAKLAND COUNTY, MICHIGAN						
General Fund / General Purpose		FY2015 AND FY2016 AND FY2017 Adopted Budget						

Account Number/Description	FY 2013 Actual	FY 2014			FY 2015 Adopted	FY 2016 Adopted	FY 2017 Adopted
		Adopted Budget	Amended Budget As Of 6/30	Estimated Actual			
631022 Laboratory Charges	8,849	21,000	21,000	21,000	9,300	9,300	9,300
631092 Licensed Fac Inspect 3rd Party	18,190	16,000	16,000	16,000	16,000	16,000	16,000
631099 Licensed Facility Inspections	21,230	23,000	23,000	23,000	23,000	23,000	23,000
631106 Licenses	24,950	16,000	16,000	16,000	16,000	16,000	16,000
631115 Litigation Settlements	305	0	0	0	0	0	0
631171 MCV4 Vaccine	27,009	35,000	35,000	35,000	30,000	30,000	30,000
631204 Medical Records	0	100	100	100	100	100	100
631253 Miscellaneous	1,717	0	0	0	0	0	0
631400 On Site Sewerage Permits	212,263	0	0	0	0	0	0
631435 Out County Board and Care	782,490	274,800	274,800	549,800	374,800	374,800	374,800
631459 Partial Chem Test	8,202	10,090	10,090	10,090	8,200	8,200	8,200
631505 Permits	9,559	278,400	278,400	313,400	278,400	278,400	278,400
631547 Plan Review Fees	19,540	7,000	7,000	7,000	11,000	11,000	11,000
631561 Pneumo Vax	3,783	5,025	5,025	5,025	5,025	5,025	5,025
631568 Pneumo Vax 3rd Party	8,030	15,000	15,000	15,000	10,000	10,000	10,000
631659 Rabies Vaccine Fees	31,158	12,000	12,000	12,000	17,000	17,000	17,000
631673 Radon Testing	11,605	16,000	16,000	16,000	16,000	16,000	16,000
631799 Reimb Contracts	1,974	0	0	0	7,355	0	0
631827 Reimb General	480,038	0	0	0	0	0	0
631869 Reimb Salaries	79,952	78,000	78,000	78,000	78,000	78,000	78,000
632044 Sanitary Code Appeals Fee	3,200	2,100	2,100	2,100	2,100	2,100	2,100
632191 Subdivision Control Plats	560	500	500	500	500	500	500
632255 TB Tests	27,243	20,000	20,000	20,000	20,000	20,000	20,000
632257 Tdap Vaccine Fees	33,912	50,000	50,000	20,000	40,000	40,000	40,000
632261 Temporary Licenses	50	0	0	0	0	0	0
632464 Water Sample Tests	1,816	3,000	3,000	3,000	3,000	3,000	3,000
632485 Wells	171,031	0	0	0	0	0	0
	6,789,177	5,934,422	5,886,926	5,977,965	5,922,097	5,914,742	5,914,742
Other Revenues							
670114 Cash Overages	123	0	0	0	0	0	0
670228 County Auction	73	0	0	0	0	0	0
670456 Prior Years Adjustments	1,060	0	0	29,117	0	0	0
670513 Prior Years Revenue	1,437	0	0	0	0	0	0
670570 Refund Prior Years Expenditure	6,922	0	0	84,082	0	0	0
	9,615	0	0	113,199	0	0	0
Revenue	11,682,271	10,755,232	10,971,623	11,101,861	10,916,499	10,909,144	10,909,144
Other Financing Sources							
Transfers In							
695500 Transfers In	0	0	3,200	3,200	0	0	0
	0	0	3,200	3,200	0	0	0

Department:	106 - Health and Human Services	OAKLAND COUNTY, MICHIGAN
General Fund / General Purpose		FY2015 AND FY2016 AND FY2017 Adopted Budget

Account Number/Description	FY 2013 Actual	FY 2014			FY 2015 Adopted	FY 2016 Adopted	FY 2017 Adopted
		Adopted Budget	Amended Budget As Of 6/30	Estimated Actual			
Other Financing Sources	0	0	3,200	3,200	0	0	0
Grand Total Revenues	11,682,271	10,755,232	10,974,823	11,105,061	10,916,499	10,909,144	10,909,144

Expenditures

Personnel								
Salaries								
702010	Salaries Regular	18,376,068	22,516,369	22,548,013	21,018,013	23,583,947	23,583,947	23,583,947
702030	Holiday	809,106	0	0	0	0	0	0
702050	Annual Leave	1,166,664	0	0	0	0	0	0
702080	Sick Leave	379,216	0	0	0	0	0	0
702100	Retroactive	15,614	0	0	0	0	0	0
702120	Jury Duty	1,029	0	0	0	0	0	0
702130	Shift Premium	57,042	0	0	0	0	0	0
702140	Other Miscellaneous Salaries	238,179	0	0	0	0	0	0
702190	Workers Compensation Pay	7,749	0	0	0	0	0	0
702200	Death Leave	21,268	0	0	0	0	0	0
702210	Holiday Leave	34,237	0	0	0	0	0	0
702240	Salary Adjustments	13,226	0	0	0	0	0	0
702360	Short Term Disability	8,537	0	0	0	0	0	0
712020	Overtime	515,729	452,102	452,102	452,102	421,418	421,418	421,418
712040	Holiday Overtime	196,531	160,000	160,000	160,000	160,000	160,000	160,000
712090	On Call	27,139	21,000	21,000	21,000	21,000	21,000	21,000
		21,867,334	23,149,471	23,181,115	21,651,115	24,186,365	24,186,365	24,186,365
Fringe Benefits								
722740	Fringe Benefits	0	0	4,192	4,192	0	0	0
722750	Workers Compensation	454,572	469,214	469,214	469,214	486,990	486,990	486,990
722760	Group Life	58,198	65,747	65,747	65,747	70,055	70,055	70,055
722770	Retirement	7,333,104	7,761,796	7,761,796	7,061,796	6,576,135	6,576,135	6,576,135
722780	Hospitalization	4,401,941	5,555,282	5,555,282	5,255,282	5,783,642	5,783,642	5,783,642
722790	Social Security	1,504,964	1,645,303	1,645,303	1,645,303	1,728,856	1,728,856	1,728,856
722800	Dental	314,339	367,455	367,455	367,455	402,560	402,560	402,560
722810	Disability	261,913	308,627	308,627	308,627	324,144	324,144	324,144
722820	Unemployment Insurance	79,982	71,987	71,987	71,987	75,453	75,453	75,453
722850	Optical	29,861	38,291	38,291	38,291	42,514	42,514	42,514
722900	Fringe Benefit Adjustments	2,493	272,234	274,568	274,568	224,118	224,118	224,118
		14,441,366	16,555,936	16,562,462	15,562,462	15,714,467	15,714,467	15,714,467
Personnel		36,308,699	39,705,407	39,743,577	37,213,577	39,900,832	39,900,832	39,900,832
Operating Expenses								
Contractual Services								

Department:	106 - Health and Human Services	OAKLAND COUNTY, MICHIGAN						
General Fund / General Purpose		FY2015 AND FY2016 AND FY2017 Adopted Budget						

Account Number/Description	FY 2013 Actual	FY 2014			FY 2015 Adopted	FY 2016 Adopted	FY 2017 Adopted	
		Adopted Budget	Amended Budget As Of 6/30	Estimated Actual				
730037	Adj Prior Years Exp	2,531	0	0	90,000	0	0	0
730044	Adj Prior Years Revenue	1,231	0	0	137,807	0	0	0
730072	Advertising	5,954	9,600	10,600	10,600	10,600	10,600	10,600
730079	Ambulance	44	3,600	3,600	3,600	3,600	3,600	3,600
730114	Auction Expense	2	0	0	0	0	0	0
730128	Barber Services	3,579	8,000	8,000	8,000	8,000	8,000	8,000
730240	Cash Shortage	209	0	0	0	0	0	0
730282	Child Abuse Neglect Council	110,900	110,000	110,000	110,000	110,000	110,000	110,000
730324	Communications	1,829	14,400	14,400	14,400	14,400	14,400	14,400
730373	Contracted Services	108,294	192,384	192,384	167,384	149,384	149,384	149,384
730555	Education Programs	8,459	42,000	80,200	80,200	42,000	42,000	42,000
730562	Electrical Service	22,483	30,000	30,000	30,000	30,000	30,000	30,000
730611	Employees Medical Exams	13,370	34,242	34,242	34,242	34,242	34,242	34,242
730646	Equipment Maintenance	14,702	69,276	69,276	31,776	66,776	66,776	66,776
730660	Equipment Repair	585	0	0	0	0	0	0
730709	Fees - Per Diems	6,968	5,400	5,400	5,400	5,400	5,400	5,400
730716	Fees Civil Service	6,360	7,560	7,560	7,560	7,560	7,560	7,560
730758	Foster Boarding Homes	93,840	400,000	400,000	125,000	400,000	400,000	400,000
730765	Foster Care Social Service	0	2,000	2,000	2,000	2,000	2,000	2,000
730772	Freight and Express	2,517	6,000	6,000	6,000	6,000	6,000	6,000
730863	Hospital and Doctors-Indigents	1,000,000	250,000	250,000	0	0	0	0
730870	Hospitalization	2,616	21,000	21,000	9,000	21,000	21,000	21,000
730912	Human Services Agency	814,200	894,200	894,200	894,200	894,200	894,200	894,200
730919	Independent Living	620,189	884,592	884,592	534,592	884,592	884,592	884,592
730982	Interpreter Fees	16,623	17,000	17,000	17,000	17,000	17,000	17,000
731017	Juvenile Detention-Outside Co	0	500	500	500	500	500	500
731031	Laboratory Fees	84	2,000	2,000	2,000	3,300	3,300	3,300
731059	Laundry and Cleaning	20,338	29,100	29,100	29,100	26,600	26,600	26,600
731101	Library Continuations	0	89	89	89	89	89	89
731115	Licenses and Permits	1,022	17,600	17,600	5,100	12,951	12,951	12,951
731150	Maintenance Contract	69,479	68,860	68,860	128,860	68,860	68,860	68,860
731199	Medical Services Physicians	4,697	50,000	31,953	21,953	43,453	43,453	43,453
731213	Membership Dues	26,875	33,500	33,500	33,500	35,705	35,705	35,705
731241	Miscellaneous	19,876	19,816	19,816	19,816	19,816	19,816	19,816
731318	Optical Expense	5,232	3,000	3,000	3,000	3,000	3,000	3,000
731339	Periodicals Books Publ Sub	1,932	4,400	4,400	4,400	4,400	4,400	4,400
731346	Personal Mileage	359,247	347,981	347,981	367,981	347,981	347,981	347,981
731388	Printing	77,558	104,869	104,869	94,869	104,869	104,869	104,869
731409	Priv Institutions Foster Care	552,286	1,550,000	1,550,000	1,075,000	1,550,000	1,550,000	1,550,000
731416	Priv Institutions Residential	1,770,585	2,555,356	2,555,356	2,205,356	2,555,356	2,555,356	2,555,356
731423	Private Institutions	2,115,926	2,161,000	2,161,000	1,761,000	2,161,000	2,161,000	2,161,000

Department:	106 - Health and Human Services	OAKLAND COUNTY, MICHIGAN						
General Fund / General Purpose		FY2015 AND FY2016 AND FY2017 Adopted Budget						

Account Number/Description		FY 2013 Actual	FY 2014			FY 2015 Adopted	FY 2016 Adopted	FY 2017 Adopted
			Adopted Budget	Amended Budget As Of 6/30	Estimated Actual			
731458	Professional Services	328,864	690,500	701,275	406,275	576,474	576,474	576,474
731493	Psychological Testing	63,330	70,000	70,000	10,000	70,000	70,000	70,000
731577	Refund Prior Years Revenue	11	0	0	0	0	0	0
731682	Satellite Centers	2,420,771	1,820,000	1,820,000	1,820,000	0	0	0
731773	Software Rental Lease Purchase	659	0	0	0	0	0	0
731780	Software Support Maintenance	80,087	19,000	19,000	89,000	114,400	114,400	114,400
731818	Special Event Program	1,074	1,600	1,600	1,600	1,600	1,600	1,600
731892	TB Cases Outside	186	20,178	20,178	2,678	20,178	20,178	20,178
731899	Teachers Services and Expense	2,522,948	2,522,948	2,493,499	2,493,499	2,493,499	2,493,499	2,493,499
731906	Testing Services	15,357	20,000	20,000	20,000	20,000	20,000	20,000
731941	Training	1,414	4,200	4,200	4,200	4,200	4,200	4,200
731997	Transportation of Clients	0	1,000	1,000	1,000	500	500	500
732011	Transportation Service	2	11,500	11,500	11,500	0	0	0
732018	Travel and Conference	14,951	35,847	35,847	35,847	35,847	35,847	35,847
732020	Travel Employee Taxable Meals	156	0	0	0	0	0	0
732088	Vocational Training	8,470	8,000	8,000	8,000	8,000	8,000	8,000
732165	Workshops and Meeting	2,378	3,500	3,500	3,500	3,500	3,500	3,500
		13,343,280	15,177,598	15,180,077	12,978,384	12,992,832	12,992,832	12,992,832
Non-Departmental								
740006	Area Agency on Aging	80,472	80,472	80,472	80,472	80,472	80,472	80,472
740184	West Nile Virus	153,250	191,000	191,000	169,000	191,000	191,000	191,000
		233,722	271,472	271,472	249,472	271,472	271,472	271,472
Commodities								
750021	Bedding and Linen	5,964	13,000	13,000	13,000	13,000	13,000	13,000
750049	Computer Supplies	933	1,000	1,000	1,000	1,000	1,000	1,000
750056	Culinary Supplies	13,643	12,400	12,400	12,400	12,400	12,400	12,400
750063	Custodial Supplies	61,315	88,400	88,400	58,400	68,400	68,400	68,400
750077	Disaster Supplies	316	2,500	2,500	2,500	2,500	2,500	2,500
750112	Drugs	170,507	151,600	151,600	166,600	171,600	171,600	171,600
750119	Dry Goods and Clothing	23,598	20,000	20,000	20,000	20,000	20,000	20,000
750154	Expendable Equipment	8,079	0	0	0	43,150	43,150	43,150
750168	FA Proprietary Equipment Exp	0	43,150	43,150	0	0	0	0
750170	Other Expendable Equipment	3,512	5,000	5,000	5,000	5,000	5,000	5,000
750245	Incentives	12,034	15,000	15,000	15,000	15,000	15,000	15,000
750280	Laboratory Supplies	277,758	263,331	263,743	188,743	250,000	250,000	250,000
750294	Material and Supplies	2,078	0	3,195	3,195	0	0	0
750301	Medical Supplies	90,164	88,975	102,669	102,669	88,975	88,975	88,975
750392	Metered Postage	49,681	55,551	55,551	55,551	55,551	55,551	55,551
750399	Office Supplies	121,276	123,768	123,768	103,768	123,768	123,768	123,768
750427	Photographic Supplies	193	1,000	1,000	1,000	250	250	250

Department:	106 - Health and Human Services	OAKLAND COUNTY, MICHIGAN						
General Fund / General Purpose		FY2015 AND FY2016 AND FY2017 Adopted Budget						

Account Number/Description	FY 2013 Actual	FY 2014			FY 2015 Adopted	FY 2016 Adopted	FY 2017 Adopted
		Adopted Budget	Amended Budget As Of 6/30	Estimated Actual			
750448 Postage-Standard Mailing	60	3,500	3,500	3,500	3,500	3,500	3,500
750462 Provisions	490,813	520,000	520,000	470,000	520,000	520,000	520,000
750476 Recreation Supplies	11,655	9,900	9,900	9,900	9,900	9,900	9,900
750490 Security Supplies	1,916	26,000	26,000	26,000	26,000	26,000	26,000
750539 Testing Materials	2,459	7,430	7,430	7,430	7,430	7,430	7,430
750560 Toilet Articles	10,570	10,000	10,000	10,000	10,000	10,000	10,000
750567 Training-Educational Supplies	76,764	65,750	65,750	65,750	65,750	65,750	65,750
750581 Uniforms	27,336	17,080	17,080	17,080	17,080	17,080	17,080
750588 Vaccines	670,832	708,651	708,651	858,651	764,686	764,686	764,686
750595 X-Ray Supplies	1,380	4,300	4,300	4,300	1,700	1,700	1,700
	2,134,836	2,257,286	2,274,587	2,221,437	2,296,640	2,296,640	2,296,640
Capital Outlay							
760182 Tornado Siren Equip	83,754	72,000	72,000	7,000	72,000	72,000	72,000
	83,754	72,000	72,000	7,000	72,000	72,000	72,000
Operating Expenses	15,795,592	17,778,356	17,798,136	15,456,293	15,632,944	15,632,944	15,632,944
Internal Support							
Internal Services							
770631 Bldg Space Cost Allocation	3,421,949	3,408,337	3,384,499	3,404,499	2,953,274	3,511,045	3,525,891
770667 Convenience Copier	27,562	35,887	35,887	35,887	0	0	0
772618 Equipment Rental	53,435	58,870	58,870	58,870	41,599	41,599	41,599
773535 Info Tech CLEMIS	25,501	25,686	25,686	25,686	26,675	27,392	27,392
773630 Info Tech Development	623,353	0	449,441	449,441	0	0	0
774636 Info Tech Operations	1,722,106	1,843,006	1,843,006	1,768,006	1,816,232	1,816,232	1,816,232
774637 Info Tech Managed Print Svcs	0	0	0	0	56,489	56,489	56,489
774677 Insurance Fund	46,763	45,945	45,945	45,945	59,609	60,949	61,274
775754 Maintenance Department Charges	235,350	0	119,622	119,622	0	0	0
776659 Motor Pool Fuel Charges	16,818	17,816	17,816	17,816	14,558	18,547	18,547
776661 Motor Pool	76,759	68,983	68,983	68,983	73,822	73,822	73,822
777560 Radio Communications	78,628	72,062	72,062	72,062	89,482	89,482	89,482
778675 Telephone Communications	316,504	322,265	322,265	332,265	328,532	328,532	328,532
	6,644,729	5,898,857	6,444,082	6,399,082	5,460,272	6,024,089	6,039,260
Internal Support	6,644,729	5,898,857	6,444,082	6,399,082	5,460,272	6,024,089	6,039,260
Transfers/Other Sources (Uses)							
Transfers Out							
788001 Transfers Out	28,260	8,640	8,640	8,640	8,640	8,640	8,640
	28,260	8,640	8,640	8,640	8,640	8,640	8,640
Transfers/Other Sources (Uses)	28,260	8,640	8,640	8,640	8,640	8,640	8,640
Grand Total Expenditures	58,777,280	63,391,260	63,994,435	59,077,592	61,002,688	61,566,505	61,581,676

Department:	10601 - Health and Human Serv Admin	OAKLAND COUNTY, MICHIGAN					
General Fund / General Purpose		FY2015 AND FY2016 AND FY2017 Adopted Budget					

Account Number/Description	FY 2013 Actual	FY 2014			FY 2015 Adopted	FY 2016 Adopted	FY 2017 Adopted
		Adopted Budget	Amended Budget As Of 6/30	Estimated Actual			

Grand Total Revenues 0

Expenditures

Personnel

Salaries

702010	Salaries Regular	135,795	137,916	137,916	137,916	142,053	142,053	142,053
702140	Other Miscellaneous Salaries	500	0	0	0	0	0	0
		<u>136,295</u>	<u>137,916</u>	<u>137,916</u>	<u>137,916</u>	<u>142,053</u>	<u>142,053</u>	<u>142,053</u>

Fringe Benefits

722750	Workers Compensation	304	309	309	309	318	318	318
722760	Group Life	416	422	422	422	437	437	437
722770	Retirement	39,808	39,127	39,127	39,127	29,774	29,774	29,774
722780	Hospitalization	12,991	13,973	13,973	13,973	14,163	14,163	14,163
722790	Social Security	8,818	9,049	9,049	9,049	9,314	9,314	9,314
722800	Dental	708	762	762	762	808	808	808
722810	Disability	1,965	1,997	1,997	1,997	2,057	2,057	2,057
722820	Unemployment Insurance	501	441	441	441	455	455	455
722850	Optical	94	110	110	110	117	117	117
		<u>65,604</u>	<u>66,190</u>	<u>66,190</u>	<u>66,190</u>	<u>57,443</u>	<u>57,443</u>	<u>57,443</u>

Personnel

Operating Expenses

Contractual Services

730282	Child Abuse Neglect Council	110,900	110,000	110,000	110,000	110,000	110,000	110,000
730709	Fees - Per Diems	4,013	2,700	2,700	2,700	2,700	2,700	2,700
730758	Foster Boarding Homes	93,840	400,000	400,000	125,000	400,000	400,000	400,000
730765	Foster Care Social Service	0	2,000	2,000	2,000	2,000	2,000	2,000
730863	Hospital and Doctors-Indigents	1,000,000	250,000	250,000	0	0	0	0
730912	Human Services Agency	814,200	894,200	894,200	894,200	894,200	894,200	894,200
730919	Independent Living	620,189	884,592	884,592	534,592	884,592	884,592	884,592
731213	Membership Dues	5,980	6,705	6,705	6,705	6,705	6,705	6,705
731241	Miscellaneous	19,816	19,816	19,816	19,816	19,816	19,816	19,816
731339	Periodicals Books Publ Sub	115	0	0	0	0	0	0
731346	Personal Mileage	804	1,073	1,073	1,073	1,073	1,073	1,073
731388	Printing	0	173	173	173	173	173	173
731409	Priv Institutions Foster Care	552,286	1,550,000	1,550,000	1,075,000	1,550,000	1,550,000	1,550,000
731416	Priv Institutions Residential	1,770,585	2,555,356	2,555,356	2,205,356	2,555,356	2,555,356	2,555,356
731423	Private Institutions	2,115,926	2,161,000	2,161,000	1,761,000	2,161,000	2,161,000	2,161,000
731458	Professional Services	4,776	85,000	85,000	85,000	85,000	85,000	85,000

Department:	10601 - Health and Human Serv Admin	OAKLAND COUNTY, MICHIGAN					
General Fund / General Purpose		FY2015 AND FY2016 AND FY2017 Adopted Budget					

Account Number/Description	FY 2013 Actual	FY 2014			FY 2015 Adopted	FY 2016 Adopted	FY 2017 Adopted
		Adopted Budget	Amended Budget As Of 6/30	Estimated Actual			
732018 Travel and Conference	1,170	5,847	5,847	5,847	5,847	5,847	5,847
	7,114,601	8,928,462	8,928,462	6,828,462	8,678,462	8,678,462	8,678,462
<u>Non-Departmental</u>							
740006 Area Agency on Aging	80,472	80,472	80,472	80,472	80,472	80,472	80,472
	80,472	80,472	80,472	80,472	80,472	80,472	80,472
<u>Commodities</u>							
750399 Office Supplies	366	1,200	1,200	1,200	1,200	1,200	1,200
	366	1,200	1,200	1,200	1,200	1,200	1,200
Operating Expenses	7,195,439	9,010,134	9,010,134	6,910,134	8,760,134	8,760,134	8,760,134
<u>Internal Support</u>							
<u>Internal Services</u>							
770631 Bldg Space Cost Allocation	6,651	6,759	(17,079)	(17,079)	5,516	6,557	6,585
774636 Info Tech Operations	5,440	5,768	5,768	5,768	5,758	5,758	5,758
774677 Insurance Fund	153	153	153	153	153	153	153
778675 Telephone Communications	1,516	1,672	1,672	1,672	1,362	1,362	1,362
	13,759	14,352	(9,486)	(9,486)	12,789	13,830	13,858
Internal Support	13,759	14,352	(9,486)	(9,486)	12,789	13,830	13,858
Grand Total Expenditures	7,411,097	9,228,592	9,204,754	7,104,754	8,972,419	8,973,460	8,973,488

Department:	Health and Human Services	OAKLAND COUNTY, MICHIGAN					
Organization:	10602 - Health Division						
Fund:	GF_GP - General Fund / General Purpose						
		FY2015 AND FY2016 AND FY2017 Adopted Budget					

Account Number/Description	FY 2013 Actual	FY 2014			FY 2015 Adopted	FY 2016 Adopted	FY 2017 Adopted
		Adopted Budget	Amended Budget As Of 6/30	Estimated Actual			

Revenues

Revenue

Federal Grants

610313	Federal Operating Grants	56,734	50,334	88,207	88,207	48,207	48,207	48,207
		56,734	50,334	88,207	88,207	48,207	48,207	48,207

State Grants

615571	State Operating Grants	1,117,664	2,345,929	2,409,641	2,369,641	2,389,426	2,389,426	2,389,426
615675	Health State Subsidy	3,239,719	2,021,547	2,152,829	2,152,829	2,152,829	2,152,829	2,152,829
		4,357,383	4,367,476	4,562,470	4,522,470	4,542,255	4,542,255	4,542,255

Charges for Services

630014	Administration Fees	44,511	223,961	223,961	0	264,367	264,367	264,367
630135	Bac-T Test	42,250	45,000	45,000	45,000	45,000	45,000	45,000
630154	Bodies Disinter or Reinter	460	500	500	500	500	500	500
630175	Campground License Fees	1,135	2,000	2,000	2,000	2,000	2,000	2,000
630259	Class Fees	18,946	59,650	59,650	59,650	59,650	59,650	59,650
630273	Clinic Charges	250,227	250,000	250,000	250,000	250,000	250,000	250,000
630371	Copier Charges	24	0	0	0	0	0	0
630518	Dental Services Fees	9,915	8,000	8,000	8,000	8,000	8,000	8,000
630525	Diff Between Chg and Init Pay	(30,804)	(25,000)	(25,000)	(85,000)	(25,000)	(25,000)	(25,000)
630574	Duplicate Record Fees	444	600	600	600	600	600	600
630595	Education Fees	41,479	0	0	0	0	0	0
630742	Flu 3rd Party	73,895	100,000	100,000	135,000	100,000	100,000	100,000
630749	Flu Vaccine Fees	162,803	145,000	145,000	205,000	145,000	145,000	145,000
630770	Food Plan Reviews	53,328	45,000	45,000	45,000	45,000	45,000	45,000
630777	Food Service Licenses	1,155,180	1,090,000	1,090,000	1,180,000	1,115,000	1,115,000	1,115,000
630882	Hepatitis Vaccine	44,946	63,000	63,000	23,000	50,000	50,000	50,000
630898	HPV Vaccine	12,435	13,000	13,000	13,000	13,000	13,000	13,000
630917	Immunizations	232,408	225,000	225,000	300,000	225,000	225,000	225,000
630966	Inspection Fees	167,188	168,000	168,000	168,000	168,000	168,000	168,000
631022	Laboratory Charges	8,849	21,000	21,000	21,000	9,300	9,300	9,300
631092	Licensed Fac Inspect 3rd Party	18,190	16,000	16,000	16,000	16,000	16,000	16,000
631099	Licensed Facility Inspections	21,230	23,000	23,000	23,000	23,000	23,000	23,000
631106	Licenses	24,950	16,000	16,000	16,000	16,000	16,000	16,000
631171	MCV4 Vaccine	27,009	35,000	35,000	35,000	30,000	30,000	30,000
631204	Medical Records	0	100	100	100	100	100	100
631253	Miscellaneous	1,717	0	0	0	0	0	0
631400	On Site Sewerage Permits	212,263	0	0	0	0	0	0

Department:	Health and Human Services	OAKLAND COUNTY, MICHIGAN
Organization:	10602 - Health Division	
Fund:	GF_GP - General Fund / General Purpose	

FY2015 AND FY2016 AND FY2017 Adopted Budget

Account Number/Description	FY 2013 Actual	FY 2014			FY 2015 Adopted	FY 2016 Adopted	FY 2017 Adopted
		Adopted Budget	Amended Budget As Of 6/30	Estimated Actual			
631459 Partial Chem Test	8,202	10,090	10,090	10,090	8,200	8,200	8,200
631505 Permits	9,559	278,400	278,400	313,400	278,400	278,400	278,400
631547 Plan Review Fees	19,540	7,000	7,000	7,000	11,000	11,000	11,000
631561 Pneumo Vax	3,783	5,025	5,025	5,025	5,025	5,025	5,025
631568 Pneumo Vax 3rd Party	8,030	15,000	15,000	15,000	10,000	10,000	10,000
631659 Rabies Vaccine Fees	31,158	12,000	12,000	12,000	17,000	17,000	17,000
631673 Radon Testing	11,605	16,000	16,000	16,000	16,000	16,000	16,000
631799 Reimb Contracts	1,974	0	0	0	7,355	0	0
631827 Reimb General	480,038	0	0	0	0	0	0
631869 Reimb Salaries	79,952	78,000	78,000	78,000	78,000	78,000	78,000
632044 Sanitary Code Appeals Fee	3,200	2,100	2,100	2,100	2,100	2,100	2,100
632191 Subdivision Control Plats	560	500	500	500	500	500	500
632255 TB Tests	27,243	20,000	20,000	20,000	20,000	20,000	20,000
632257 Tdap Vaccine Fees	33,912	50,000	50,000	20,000	40,000	40,000	40,000
632261 Temporary Licenses	50	0	0	0	0	0	0
632464 Water Sample Tests	1,816	3,000	3,000	3,000	3,000	3,000	3,000
632485 Wells	171,031	0	0	0	0	0	0
	3,486,630	3,021,926	3,021,926	2,962,965	3,057,097	3,049,742	3,049,742
Other Revenues							
670114 Cash Overages	123	0	0	0	0	0	0
670228 County Auction	57	0	0	0	0	0	0
670513 Prior Years Revenue	1,437	0	0	0	0	0	0
670570 Refund Prior Years Expenditure	6,922	0	0	0	0	0	0
	8,539	0	0	0	0	0	0
Revenue	7,909,286	7,439,736	7,672,603	7,573,642	7,647,559	7,640,204	7,640,204
Other Financing Sources							
Transfers In							
695500 Transfers In	0	0	3,200	3,200	0	0	0
	0	0	3,200	3,200	0	0	0
Other Financing Sources	0	0	3,200	3,200	0	0	0
Grand Total Revenues	7,909,286	7,439,736	7,675,803	7,576,842	7,647,559	7,640,204	7,640,204

Expenditures

Personnel							
Salaries							
702010 Salaries Regular	10,497,084	13,818,985	13,818,985	12,318,985	14,265,363	14,265,363	14,265,363
702030 Holiday	512,850	0	0	0	0	0	0
702050 Annual Leave	714,436	0	0	0	0	0	0

Department:	Health and Human Services	OAKLAND COUNTY, MICHIGAN				
Organization:	10602 - Health Division					
Fund:	GF_GP - General Fund / General Purpose					
		FY2015 AND FY2016 AND FY2017 Adopted Budget				

Account Number/Description	FY 2013 Actual	FY 2014			FY 2015 Adopted	FY 2016 Adopted	FY 2017 Adopted
		Adopted Budget	Amended Budget As Of 6/30	Estimated Actual			
702080 Sick Leave	228,043	0	0	0	0	0	
702100 Retroactive	10,432	0	0	0	0	0	
702120 Jury Duty	785	0	0	0	0	0	
702130 Shift Premium	3	0	0	0	0	0	
702140 Other Miscellaneous Salaries	117,229	0	0	0	0	0	
702190 Workers Compensation Pay	1,849	0	0	0	0	0	
702200 Death Leave	11,837	0	0	0	0	0	
702240 Salary Adjustments	13,226	0	0	0	0	0	
702360 Short Term Disability	3,564	0	0	0	0	0	
712020 Overtime	109,527	119,960	119,960	119,960	119,960	119,960	
712040 Holiday Overtime	986	0	0	0	0	0	
712090 On Call	6,068	0	0	0	0	0	
	12,227,918	13,938,945	13,938,945	12,438,945	14,385,323	14,385,323	
Fringe Benefits							
722750 Workers Compensation	239,220	276,785	276,785	276,785	283,570	283,570	
722760 Group Life	34,801	40,340	40,340	40,340	42,094	42,094	
722770 Retirement	4,220,947	4,707,935	4,707,935	4,007,935	3,938,337	3,938,337	
722780 Hospitalization	2,507,117	3,223,000	3,223,000	2,923,000	3,298,207	3,298,207	
722790 Social Security	871,088	1,009,548	1,009,548	1,009,548	1,045,882	1,045,882	
722800 Dental	178,023	217,328	217,328	217,328	233,918	233,918	
722810 Disability	154,603	189,304	189,304	189,304	196,188	196,188	
722820 Unemployment Insurance	44,657	44,170	44,170	44,170	45,620	45,620	
722850 Optical	16,618	21,968	21,968	21,968	24,102	24,102	
722900 Fringe Benefit Adjustments	2,493	51,583	51,583	51,583	42,466	42,466	
	8,269,567	9,781,961	9,781,961	8,781,961	9,150,384	9,150,384	
Personnel	20,497,485	23,720,906	23,720,906	21,220,906	23,535,707	23,535,707	
Operating Expenses							
Contractual Services							
730037 Adj Prior Years Exp	1,068	0	0	0	0	0	
730044 Adj Prior Years Revenue	667	0	0	137,807	0	0	
730072 Advertising	5,624	5,000	5,000	5,000	5,000	5,000	
730114 Auction Expense	2	0	0	0	0	0	
730240 Cash Shortage	209	0	0	0	0	0	
730324 Communications	0	400	400	400	400	400	
730373 Contracted Services	108,294	192,384	192,384	167,384	149,384	149,384	
730555 Education Programs	8,459	42,000	80,200	80,200	42,000	42,000	
730611 Employees Medical Exams	6,023	20,000	20,000	20,000	20,000	20,000	
730646 Equipment Maintenance	12,328	24,776	24,776	12,276	22,276	22,276	
730660 Equipment Repair	585	0	0	0	0	0	

Department:	Health and Human Services	OAKLAND COUNTY, MICHIGAN						
Organization:	10602 - Health Division							
Fund:	GF_GP - General Fund / General Purpose							
		FY2015 AND FY2016 AND FY2017 Adopted Budget						

Account Number/Description		FY 2013 Actual	FY 2014			FY 2015 Adopted	FY 2016 Adopted	FY 2017 Adopted
			Adopted Budget	Amended Budget As Of 6/30	Estimated Actual			
730709	Fees - Per Diems	2,955	2,700	2,700	2,700	2,700	2,700	2,700
730716	Fees Civil Service	3,600	4,800	4,800	4,800	4,800	4,800	4,800
730772	Freight and Express	2,517	6,000	6,000	6,000	6,000	6,000	6,000
730982	Interpreter Fees	16,623	17,000	17,000	17,000	17,000	17,000	17,000
731031	Laboratory Fees	84	2,000	2,000	2,000	3,300	3,300	3,300
731059	Laundry and Cleaning	2,929	6,000	6,000	6,000	3,500	3,500	3,500
731115	Licenses and Permits	1,022	16,600	16,600	4,100	11,951	11,951	11,951
731213	Membership Dues	19,881	24,195	24,195	24,195	26,400	26,400	26,400
731339	Periodicals Books Publ Sub	1,818	0	0	0	0	0	0
731346	Personal Mileage	352,976	338,716	338,716	358,716	338,716	338,716	338,716
731388	Printing	42,227	60,500	60,500	60,500	60,500	60,500	60,500
731458	Professional Services	320,039	580,000	590,775	315,775	465,974	465,974	465,974
731577	Refund Prior Years Revenue	11	0	0	0	0	0	0
731682	Satellite Centers	2,420,771	1,820,000	1,820,000	1,820,000	0	0	0
731773	Software Rental Lease Purchase	659	0	0	0	0	0	0
731780	Software Support Maintenance	52,935	0	0	70,000	95,400	95,400	95,400
731892	TB Cases Outside	186	20,178	20,178	2,678	20,178	20,178	20,178
731941	Training	1,414	4,200	4,200	4,200	4,200	4,200	4,200
731997	Transportation of Clients	0	1,000	1,000	1,000	500	500	500
732018	Travel and Conference	7,773	20,000	20,000	20,000	20,000	20,000	20,000
732020	Travel Employee Taxable Meals	97	0	0	0	0	0	0
732165	Workshops and Meeting	1,811	1,500	1,500	1,500	1,500	1,500	1,500
		3,395,587	3,209,949	3,258,924	3,144,231	1,321,679	1,321,679	1,321,679
Non-Departmental								
740184	West Nile Virus	153,250	191,000	191,000	169,000	191,000	191,000	191,000
		153,250	191,000	191,000	169,000	191,000	191,000	191,000
Commodities								
750049	Computer Supplies	771	0	0	0	0	0	0
750112	Drugs	45,646	66,600	66,600	66,600	66,600	66,600	66,600
750154	Expendable Equipment	0	0	0	0	26,750	26,750	26,750
750168	FA Proprietary Equipment Exp	0	26,750	26,750	0	0	0	0
750170	Other Expendable Equipment	3,512	5,000	5,000	5,000	5,000	5,000	5,000
750245	Incentives	480	0	0	0	0	0	0
750280	Laboratory Supplies	277,758	263,331	263,743	188,743	250,000	250,000	250,000
750294	Material and Supplies	2,078	0	3,195	3,195	0	0	0
750301	Medical Supplies	75,119	73,975	87,669	87,669	73,975	73,975	73,975
750392	Metered Postage	39,735	40,285	40,285	40,285	40,285	40,285	40,285
750399	Office Supplies	82,856	81,568	81,568	61,568	81,568	81,568	81,568
750427	Photographic Supplies	193	1,000	1,000	1,000	250	250	250

Department:	Health and Human Services	OAKLAND COUNTY, MICHIGAN						
Organization:	10602 - Health Division							
Fund:	GF_GP - General Fund / General Purpose							
		FY2015 AND FY2016 AND FY2017 Adopted Budget						

Account Number/Description	FY 2013 Actual	FY 2014			FY 2015 Adopted	FY 2016 Adopted	FY 2017 Adopted
		Adopted Budget	Amended Budget As Of 6/30	Estimated Actual			
750448 Postage-Standard Mailing	60	3,400	3,400	3,400	3,400	3,400	3,400
750462 Provisions	3	0	0	0	0	0	0
750539 Testing Materials	2,459	7,430	7,430	7,430	7,430	7,430	7,430
750567 Training-Educational Supplies	48,292	52,100	52,100	52,100	52,100	52,100	52,100
750581 Uniforms	0	1,846	1,846	1,846	1,846	1,846	1,846
750588 Vaccines	670,832	708,651	708,651	858,651	764,686	764,686	764,686
750595 X-Ray Supplies	1,380	4,300	4,300	4,300	1,700	1,700	1,700
	1,251,176	1,336,236	1,353,537	1,381,787	1,375,590	1,375,590	1,375,590
Operating Expenses	4,800,013	4,737,185	4,803,461	4,695,018	2,888,269	2,888,269	2,888,269
Internal Support							
Internal Services							
770631 Bldg Space Cost Allocation	1,245,196	1,159,876	1,159,876	1,179,876	996,946	1,185,236	1,190,247
770667 Convenience Copier	16,066	18,489	18,489	18,489	0	0	0
772618 Equipment Rental	51,595	57,030	57,030	57,030	39,759	39,759	39,759
773630 Info Tech Development	574,559	0	383,135	383,135	0	0	0
774636 Info Tech Operations	1,171,534	1,252,394	1,252,394	1,167,394	1,224,286	1,224,286	1,224,286
774637 Info Tech Managed Print Svcs	0	0	0	0	37,872	37,872	37,872
774677 Insurance Fund	28,793	27,338	27,338	27,338	27,338	27,338	27,338
775754 Maintenance Department Charges	87,844	0	48,451	48,451	0	0	0
776659 Motor Pool Fuel Charges	5,788	6,430	6,430	6,430	5,159	6,573	6,573
776661 Motor Pool	29,885	27,313	27,313	27,313	28,236	28,236	28,236
777560 Radio Communications	9,454	9,140	9,140	9,140	9,140	9,140	9,140
778675 Telephone Communications	234,498	236,956	236,956	246,956	244,196	244,196	244,196
	3,455,211	2,794,966	3,226,552	3,171,552	2,612,932	2,802,636	2,807,647
Internal Support	3,455,211	2,794,966	3,226,552	3,171,552	2,612,932	2,802,636	2,807,647
Transfers/Other Sources (Uses)							
Transfers Out							
788001 Transfers Out	0	8,640	8,640	8,640	8,640	8,640	8,640
	0	8,640	8,640	8,640	8,640	8,640	8,640
Transfers/Other Sources (Uses)	0	8,640	8,640	8,640	8,640	8,640	8,640
Grand Total Expenditures	28,752,709	31,261,697	31,759,559	29,096,116	29,045,548	29,235,252	29,240,263

Department:	Health and Human Services	OAKLAND COUNTY, MICHIGAN					
Organization:	10605 - Children's Village						
Fund:	20293 - Child Care Fund						
		FY2015 AND FY2016 AND FY2017 Adopted Budget					

Account Number/Description	FY 2013 Actual	FY 2014			FY 2015 Adopted	FY 2016 Adopted	FY 2017 Adopted
		Adopted Budget	Amended Budget As Of 6/30	Estimated Actual			

Revenues

Revenue

Federal Grants

610516	Refunds School Meals	350,961	300,000	300,000	320,000	300,000	300,000	300,000
		350,961	300,000	300,000	320,000	300,000	300,000	300,000

State Grants

		0	0	0	0	0	0	0
--	--	---	---	---	---	---	---	---

Charges for Services

630140	Board and Care	232,206	350,000	350,000	225,000	250,000	250,000	250,000
630224	Child Care State Aid	2,286,996	2,286,996	2,239,500	2,239,500	2,239,500	2,239,500	2,239,500
630406	Court Service Fees Probation	300	500	500	500	500	500	500
630574	Duplicate Record Fees	0	200	200	200	200	200	200
631115	Litigation Settlements	305	0	0	0	0	0	0
631435	Out County Board and Care	782,490	274,800	274,800	549,800	374,800	374,800	374,800
		3,302,297	2,912,496	2,865,000	3,015,000	2,865,000	2,865,000	2,865,000

Other Revenues

670228	County Auction	16	0	0	0	0	0	0
670456	Prior Years Adjustments	0	0	0	29,117	0	0	0
670570	Refund Prior Years Expenditure	0	0	0	63,244	0	0	0
		16	0	0	92,361	0	0	0

Revenue		3,653,274	3,212,496	3,165,000	3,427,361	3,165,000	3,165,000	3,165,000
----------------	--	------------------	------------------	------------------	------------------	------------------	------------------	------------------

Other Financing Sources

Transfers In

		0	0	0	0	0	0	0
--	--	---	---	---	---	---	---	---

Other Financing Sources		0	0	0	0	0	0	0
--------------------------------	--	----------	----------	----------	----------	----------	----------	----------

Grand Total Revenues		3,653,274	3,212,496	3,165,000	3,427,361	3,165,000	3,165,000	3,165,000
-----------------------------	--	------------------	------------------	------------------	------------------	------------------	------------------	------------------

Expenditures

Personnel

Salaries

702010	Salaries Regular	7,374,877	8,103,717	8,131,643	8,131,643	8,694,851	8,694,851	8,694,851
702030	Holiday	284,935	0	0	0	0	0	0
702050	Annual Leave	437,427	0	0	0	0	0	0
702080	Sick Leave	145,041	0	0	0	0	0	0
702100	Retroactive	5,182	0	0	0	0	0	0
702120	Jury Duty	244	0	0	0	0	0	0

Department:	Health and Human Services	OAKLAND COUNTY, MICHIGAN						
Organization:	10605 - Children's Village							
Fund:	20293 - Child Care Fund							
		FY2015 AND FY2016 AND FY2017 Adopted Budget						

Account Number/Description	FY 2013 Actual	FY 2014			FY 2015 Adopted	FY 2016 Adopted	FY 2017 Adopted
		Adopted Budget	Amended Budget As Of 6/30	Estimated Actual			
702130 Shift Premium	57,039	0	0	0	0	0	0
702140 Other Miscellaneous Salaries	117,450	0	0	0	0	0	0
702190 Workers Compensation Pay	5,618	0	0	0	0	0	0
702200 Death Leave	9,431	0	0	0	0	0	0
702210 Holiday Leave	34,237	0	0	0	0	0	0
702360 Short Term Disability	4,973	0	0	0	0	0	0
712020 Overtime	401,199	321,642	321,642	321,642	290,958	290,958	290,958
712040 Holiday Overtime	195,545	160,000	160,000	160,000	160,000	160,000	160,000
	9,073,197	8,585,359	8,613,285	8,613,285	9,145,809	9,145,809	9,145,809
Fringe Benefits							
722740 Fringe Benefits	0	0	4,192	4,192	0	0	0
722750 Workers Compensation	214,091	191,102	191,102	191,102	201,543	201,543	201,543
722760 Group Life	21,863	23,796	23,796	23,796	26,077	26,077	26,077
722770 Retirement	2,932,729	2,868,961	2,868,961	2,868,961	2,474,382	2,474,382	2,474,382
722780 Hospitalization	1,813,434	2,234,930	2,234,930	2,234,930	2,372,536	2,372,536	2,372,536
722790 Social Security	594,139	596,086	596,086	596,086	638,978	638,978	638,978
722800 Dental	130,021	142,910	142,910	142,910	160,178	160,178	160,178
722810 Disability	100,347	111,719	111,719	111,719	119,474	119,474	119,474
722820 Unemployment Insurance	33,251	25,919	25,919	25,919	27,830	27,830	27,830
722850 Optical	12,620	15,575	15,575	15,575	17,541	17,541	17,541
722900 Fringe Benefit Adjustments	0	207,106	209,051	209,051	170,501	170,501	170,501
	5,852,493	6,418,104	6,424,241	6,424,241	6,209,040	6,209,040	6,209,040
Personnel	14,925,690	15,003,463	15,037,526	15,037,526	15,354,849	15,354,849	15,354,849
Operating Expenses							
Contractual Services							
730037 Adj Prior Years Exp	0	0	0	90,000	0	0	0
730079 Ambulance	44	3,600	3,600	3,600	3,600	3,600	3,600
730114 Auction Expense	0	0	0	0	0	0	0
730128 Barber Services	3,579	8,000	8,000	8,000	8,000	8,000	8,000
730611 Employees Medical Exams	7,282	12,742	12,742	12,742	12,742	12,742	12,742
730646 Equipment Maintenance	466	10,000	10,000	10,000	10,000	10,000	10,000
730870 Hospitalization	2,616	21,000	21,000	9,000	21,000	21,000	21,000
731017 Juvenile Detention-Outside Co	0	500	500	500	500	500	500
731059 Laundry and Cleaning	17,409	23,100	23,100	23,100	23,100	23,100	23,100
731101 Library Continuations	0	89	89	89	89	89	89
731115 Licenses and Permits	0	1,000	1,000	1,000	1,000	1,000	1,000
731199 Medical Services Physicians	4,697	50,000	31,953	21,953	43,453	43,453	43,453
731213 Membership Dues	794	2,000	2,000	2,000	2,000	2,000	2,000
731318 Optical Expense	5,232	3,000	3,000	3,000	3,000	3,000	3,000

Department:	Health and Human Services	OAKLAND COUNTY, MICHIGAN						
Organization:	10605 - Children's Village							
Fund:	20293 - Child Care Fund							
		FY2015 AND FY2016 AND FY2017 Adopted Budget						

Account Number/Description	FY 2013 Actual	FY 2014			FY 2015 Adopted	FY 2016 Adopted	FY 2017 Adopted	
		Adopted Budget	Amended Budget As Of 6/30	Estimated Actual				
731339	Periodicals Books Publ Sub	0	4,400	4,400	4,400	4,400	4,400	4,400
731346	Personal Mileage	1,428	1,232	1,232	1,232	1,232	1,232	1,232
731388	Printing	12,221	21,076	21,076	21,076	21,076	21,076	21,076
731458	Professional Services	0	20,000	20,000	0	20,000	20,000	20,000
731493	Psychological Testing	63,330	70,000	70,000	10,000	70,000	70,000	70,000
731780	Software Support Maintenance	27,152	19,000	19,000	19,000	19,000	19,000	19,000
731899	Teachers Services and Expense	2,522,948	2,522,948	2,493,499	2,493,499	2,493,499	2,493,499	2,493,499
731906	Testing Services	15,357	20,000	20,000	20,000	20,000	20,000	20,000
732011	Transportation Service	2	11,500	11,500	0	0	0	0
732018	Travel and Conference	5,872	7,000	7,000	7,000	7,000	7,000	7,000
732020	Travel Employee Taxable Meals	45	0	0	0	0	0	0
732088	Vocational Training	8,470	8,000	8,000	8,000	8,000	8,000	8,000
		2,698,942	2,840,187	2,792,691	2,780,691	2,792,691	2,792,691	2,792,691
Commodities								
750021	Bedding and Linen	5,964	13,000	13,000	13,000	13,000	13,000	13,000
750056	Culinary Supplies	13,643	12,400	12,400	12,400	12,400	12,400	12,400
750063	Custodial Supplies	61,315	88,400	88,400	58,400	68,400	68,400	68,400
750112	Drugs	124,862	85,000	85,000	100,000	105,000	105,000	105,000
750119	Dry Goods and Clothing	23,598	20,000	20,000	20,000	20,000	20,000	20,000
750154	Expendable Equipment	8,079	0	0	0	16,400	16,400	16,400
750168	FA Proprietary Equipment Exp	0	16,400	16,400	0	0	0	0
750245	Incentives	11,554	15,000	15,000	15,000	15,000	15,000	15,000
750301	Medical Supplies	15,045	15,000	15,000	15,000	15,000	15,000	15,000
750392	Metered Postage	6,522	10,086	10,086	10,086	10,086	10,086	10,086
750399	Office Supplies	29,701	33,000	33,000	33,000	33,000	33,000	33,000
750448	Postage-Standard Mailing	0	100	100	100	100	100	100
750462	Provisions	490,810	520,000	520,000	470,000	520,000	520,000	520,000
750476	Recreation Supplies	11,655	9,900	9,900	9,900	9,900	9,900	9,900
750490	Security Supplies	1,916	26,000	26,000	26,000	26,000	26,000	26,000
750560	Toilet Articles	10,570	10,000	10,000	10,000	10,000	10,000	10,000
750567	Training-Educational Supplies	26,865	11,650	11,650	11,650	11,650	11,650	11,650
750581	Uniforms	27,336	15,234	15,234	15,234	15,234	15,234	15,234
		869,432	901,170	901,170	819,770	901,170	901,170	901,170
Operating Expenses		3,568,375	3,741,357	3,693,861	3,600,461	3,693,861	3,693,861	3,693,861
Internal Support								
Internal Services								
770631	Bldg Space Cost Allocation	2,039,403	2,100,838	2,100,838	2,100,838	1,841,285	2,189,041	2,198,296
770667	Convenience Copier	10,416	15,043	15,043	15,043	0	0	0
772618	Equipment Rental	1,840	1,840	1,840	1,840	1,840	1,840	1,840

Department:	Health and Human Services	OAKLAND COUNTY, MICHIGAN
Organization:	10605 - Children's Village	
Fund:	20293 - Child Care Fund	
		FY2015 AND FY2016 AND FY2017 Adopted Budget

Account Number/Description	FY 2013 Actual	FY 2014			FY 2015 Adopted	FY 2016 Adopted	FY 2017 Adopted
		Adopted Budget	Amended Budget As Of 6/30	Estimated Actual			
773535 Info Tech CLEMIS	25,501	25,686	25,686	25,686	26,675	27,392	27,392
773630 Info Tech Development	42,070	0	50,316	50,316	0	0	0
774636 Info Tech Operations	314,751	344,566	344,566	329,566	305,524	305,524	305,524
774637 Info Tech Managed Print Svcs	0	0	0	0	16,205	16,205	16,205
774677 Insurance Fund	10,226	10,607	10,607	10,607	21,911	22,823	22,721
775754 Maintenance Department Charges	135,147	0	64,886	64,886	0	0	0
776659 Motor Pool Fuel Charges	9,649	10,131	10,131	10,131	7,956	10,136	10,136
776661 Motor Pool	41,955	36,934	36,934	36,934	40,080	40,080	40,080
777560 Radio Communications	63,507	57,523	57,523	57,523	75,310	75,310	75,310
778675 Telephone Communications	58,727	61,616	61,616	61,616	59,124	59,124	59,124
	2,753,192	2,664,784	2,779,986	2,764,986	2,395,910	2,747,475	2,756,628
Internal Support	2,753,192	2,664,784	2,779,986	2,764,986	2,395,910	2,747,475	2,756,628
Transfers/Other Sources (Uses)							
Transfers Out							
788001 Transfers Out	28,260	0	0	0	0	0	0
	28,260	0	0	0	0	0	0
Transfers/Other Sources (Uses)	28,260	0	0	0	0	0	0
Grand Total Expenditures	21,275,517	21,409,604	21,511,373	21,402,973	21,444,620	21,796,185	21,805,338

Department:	Health and Human Services	OAKLAND COUNTY, MICHIGAN						
Organization:	10606 - Homeland Security							
Fund:	10100 - General							
		FY2015 AND FY2016 AND FY2017 Adopted Budget						

Account Number/Description	FY 2013 Actual	FY 2014			FY 2015 Adopted	FY 2016 Adopted	FY 2017 Adopted
		Adopted Budget	Amended Budget As Of 6/30	Estimated Actual			

Revenues

Revenue

Federal Grants

610210	Disaster Control Fed Subsidy	77,898	40,000	70,080	70,080	40,000	40,000	40,000
610313	Federal Operating Grants	10,931	9,000	9,940	9,940	9,940	9,940	9,940
		88,829	49,000	80,020	80,020	49,940	49,940	49,940

Other Intergovern. Revenues

625558	Local Match	29,572	54,000	54,000	0	54,000	54,000	54,000
		29,572	54,000	54,000	0	54,000	54,000	54,000

Charges for Services

630602	Educational Training	250	0	0	0	0	0	0
		250	0	0	0	0	0	0

Other Revenues

670456	Prior Years Adjustments	1,060	0	0	0	0	0	0
670570	Refund Prior Years Expenditure	0	0	0	20,838	0	0	0
		1,060	0	0	20,838	0	0	0

Revenue		119,711	103,000	134,020	100,858	103,940	103,940	103,940
Grand Total Revenues		119,711	103,000	134,020	100,858	103,940	103,940	103,940

Expenditures

Personnel

Salaries

702010	Salaries Regular	368,313	455,751	459,469	429,469	481,680	481,680	481,680
702030	Holiday	11,322	0	0	0	0	0	0
702050	Annual Leave	14,801	0	0	0	0	0	0
702080	Sick Leave	6,132	0	0	0	0	0	0
702140	Other Miscellaneous Salaries	3,000	0	0	0	0	0	0
702190	Workers Compensation Pay	283	0	0	0	0	0	0
712020	Overtime	5,003	10,500	10,500	10,500	10,500	10,500	10,500
712090	On Call	21,071	21,000	21,000	21,000	21,000	21,000	21,000
		429,924	487,251	490,969	460,969	513,180	513,180	513,180

Fringe Benefits

722750	Workers Compensation	956	1,018	1,018	1,018	1,559	1,559	1,559
722760	Group Life	1,118	1,189	1,189	1,189	1,447	1,447	1,447
722770	Retirement	139,620	145,773	145,773	145,773	133,642	133,642	133,642
722780	Hospitalization	68,400	83,379	83,379	83,379	98,736	98,736	98,736

Department:	Health and Human Services	OAKLAND COUNTY, MICHIGAN						
Organization:	10606 - Homeland Security							
Fund:	10100 - General							
		FY2015 AND FY2016 AND FY2017 Adopted Budget						

Account Number/Description		FY 2013 Actual	FY 2014			FY 2015 Adopted	FY 2016 Adopted	FY 2017 Adopted
			Adopted Budget	Amended Budget As Of 6/30	Estimated Actual			
722790	Social Security	30,919	30,620	30,620	30,620	34,682	34,682	34,682
722800	Dental	5,587	6,455	6,455	6,455	7,656	7,656	7,656
722810	Disability	4,998	5,607	5,607	5,607	6,425	6,425	6,425
722820	Unemployment Insurance	1,574	1,457	1,457	1,457	1,548	1,548	1,548
722850	Optical	530	638	638	638	754	754	754
722900	Fringe Benefit Adjustments	0	13,545	13,934	13,934	11,151	11,151	11,151
		253,701	289,681	290,070	290,070	297,600	297,600	297,600
Personnel		683,626	776,932	781,039	751,039	810,780	810,780	810,780
Operating Expenses								
Contractual Services								
730037	Adj Prior Years Exp	1,463	0	0	0	0	0	0
730044	Adj Prior Years Revenue	565	0	0	0	0	0	0
730072	Advertising	330	4,600	5,600	5,600	5,600	5,600	5,600
730324	Communications	1,829	14,000	14,000	14,000	14,000	14,000	14,000
730562	Electrical Service	22,483	30,000	30,000	30,000	30,000	30,000	30,000
730611	Employees Medical Exams	65	1,500	1,500	1,500	1,500	1,500	1,500
730646	Equipment Maintenance	1,908	34,500	34,500	9,500	34,500	34,500	34,500
730716	Fees Civil Service	2,760	2,760	2,760	2,760	2,760	2,760	2,760
731150	Maintenance Contract	69,479	68,860	68,860	128,860	68,860	68,860	68,860
731213	Membership Dues	220	600	600	600	600	600	600
731241	Miscellaneous	60	0	0	0	0	0	0
731346	Personal Mileage	4,039	6,960	6,960	6,960	6,960	6,960	6,960
731388	Printing	23,110	23,120	23,120	13,120	23,120	23,120	23,120
731458	Professional Services	4,048	5,500	5,500	5,500	5,500	5,500	5,500
731818	Special Event Program	1,074	1,600	1,600	1,600	1,600	1,600	1,600
732018	Travel and Conference	135	3,000	3,000	3,000	3,000	3,000	3,000
732020	Travel Employee Taxable Meals	15	0	0	0	0	0	0
732165	Workshops and Meeting	567	2,000	2,000	2,000	2,000	2,000	2,000
		134,149	199,000	200,000	225,000	200,000	200,000	200,000
Commodities								
750049	Computer Supplies	162	1,000	1,000	1,000	1,000	1,000	1,000
750077	Disaster Supplies	316	2,500	2,500	2,500	2,500	2,500	2,500
750392	Metered Postage	3,424	5,180	5,180	5,180	5,180	5,180	5,180
750399	Office Supplies	8,353	8,000	8,000	8,000	8,000	8,000	8,000
750567	Training-Educational Supplies	1,607	2,000	2,000	2,000	2,000	2,000	2,000
		13,862	18,680	18,680	18,680	18,680	18,680	18,680
Capital Outlay								
760182	Tornado Siren Equip	83,754	72,000	72,000	7,000	72,000	72,000	72,000

Department:	Health and Human Services	OAKLAND COUNTY, MICHIGAN
Organization:	10606 - Homeland Security	
Fund:	10100 - General	
		FY2015 AND FY2016 AND FY2017 Adopted Budget

Account Number/Description	FY 2013 Actual	FY 2014			FY 2015 Adopted	FY 2016 Adopted	FY 2017 Adopted
		Adopted Budget	Amended Budget As Of 6/30	Estimated Actual			
	83,754	72,000	72,000	7,000	72,000	72,000	72,000
Operating Expenses	231,765	289,680	290,680	250,680	290,680	290,680	290,680
Internal Support							
Internal Services							
770631 Bldg Space Cost Allocation	130,699	140,864	140,864	140,864	109,527	130,211	130,763
770667 Convenience Copier	1,080	2,355	2,355	2,355	0	0	0
773630 Info Tech Development	6,725	0	15,990	15,990	0	0	0
774636 Info Tech Operations	230,381	240,278	240,278	265,278	280,664	280,664	280,664
774637 Info Tech Managed Print Svcs	0	0	0	0	2,412	2,412	2,412
774677 Insurance Fund	7,591	7,847	7,847	7,847	10,207	10,635	11,062
775754 Maintenance Department Charges	12,359	0	6,285	6,285	0	0	0
776659 Motor Pool Fuel Charges	1,381	1,255	1,255	1,255	1,443	1,838	1,838
776661 Motor Pool	4,920	4,736	4,736	4,736	5,506	5,506	5,506
777560 Radio Communications	5,667	5,399	5,399	5,399	5,032	5,032	5,032
778675 Telephone Communications	21,763	22,021	22,021	22,021	23,850	23,850	23,850
	422,566	424,755	447,030	472,030	438,641	460,148	461,127
Internal Support	422,566	424,755	447,030	472,030	438,641	460,148	461,127
Grand Total Expenditures	1,337,957	1,491,367	1,518,749	1,473,749	1,540,101	1,561,608	1,562,587

Department:	107 - Public Services	OAKLAND COUNTY, MICHIGAN					
General Fund / General Purpose		FY2015 AND FY2016 AND FY2017 Adopted Budget					

Account Number/Description	FY 2013 Actual	FY 2014			FY 2015 Adopted	FY 2016 Adopted	FY 2017 Adopted
		Adopted Budget	Amended Budget As Of 6/30	Estimated Actual			
Revenues							
<u>Revenue</u>							
<u>State Grants</u>							
	0	0	0	0	0	0	0
<u>Charges for Services</u>							
630028	Adoptions	22,064	23,850	23,850	23,850	23,850	23,850
630070	Animal Shots	22,897	28,200	28,200	28,200	28,200	28,200
630074	Animal Sterilization Fees	58,743	85,000	85,000	85,000	85,000	85,000
630126	Autopsies	41,898	64,000	64,000	64,000	64,000	64,000
630252	Claimed Animals	20,890	21,500	21,500	21,500	21,500	21,500
630427	Cremation Approval Fee	136,065	199,000	199,000	199,000	199,000	199,000
630686	Fee Income	231,823	230,000	231,000	216,000	230,000	230,000
631211	Medical Services	18,009	22,000	22,000	22,000	22,000	22,000
631253	Miscellaneous	45,415	30,100	30,100	30,100	30,100	30,100
631526	Photostats	113	203	203	203	203	203
631582	Pound Fees	39,550	47,400	39,200	39,200	31,000	31,000
631827	Reimb General	19,134	21,750	21,750	21,750	21,750	21,750
631981	Sale of Animals	1,526	1,000	1,000	1,000	1,000	1,000
631988	Sale of Licenses	753,948	667,892	667,892	667,892	667,892	667,892
632079	Service Fees	37,390	35,000	27,500	27,500	20,000	20,000
		1,449,463	1,476,895	1,462,195	1,447,195	1,445,495	1,445,495
<u>Other Revenues</u>							
670114	Cash Overages	67	0	0	0	0	0
670570	Refund Prior Years Expenditure	241	0	0	0	0	0
		308	0	0	0	0	0
Revenue		1,449,770	1,476,895	1,462,195	1,447,195	1,445,495	1,445,495
<u>Other Financing Sources</u>							
<u>Transfers In</u>							
695500	Transfers In	50,500	0	8,500	63,500	0	0
		50,500	0	8,500	63,500	0	0
Other Financing Sources		50,500	0	8,500	63,500	0	0
Grand Total Revenues		1,500,270	1,476,895	1,470,695	1,510,695	1,445,495	1,445,495

Expenditures

Personnel

Salaries

702010	Salaries Regular	5,798,376	6,922,157	6,905,111	6,629,111	7,264,781	7,264,781	7,264,781
--------	------------------	-----------	-----------	-----------	-----------	-----------	-----------	-----------

Department:	107 - Public Services	OAKLAND COUNTY, MICHIGAN							
General Fund / General Purpose		FY2015 AND FY2016 AND FY2017 Adopted Budget							

Account Number/Description	FY 2013 Actual	FY 2014			FY 2015 Adopted	FY 2016 Adopted	FY 2017 Adopted
		Adopted Budget	Amended Budget As Of 6/30	Estimated Actual			
702030	Holiday	248,964	0	0	0	0	0
702050	Annual Leave	360,596	0	0	0	0	0
702080	Sick Leave	113,125	0	0	0	0	0
702100	Retroactive	736	0	0	0	0	0
702120	Jury Duty	154	0	0	0	0	0
702130	Shift Premium	914	0	0	0	0	0
702140	Other Miscellaneous Salaries	84,863	0	0	0	0	0
702190	Workers Compensation Pay	689	0	0	0	0	0
702200	Death Leave	3,978	0	0	0	0	0
702240	Salary Adjustments	0	15,480	15,480	15,480	15,945	15,945
712020	Overtime	129,529	144,103	144,103	144,103	144,103	144,103
712040	Holiday Overtime	27,500	34,183	34,183	34,183	34,183	34,183
712090	On Call	21,068	31,807	31,807	31,807	31,807	31,807
		6,790,494	7,147,730	7,130,684	6,854,684	7,490,819	7,490,819
Fringe Benefits							
722740	Fringe Benefits	6	39,604	39,604	4,604	42,656	42,656
722750	Workers Compensation	46,388	46,413	46,445	46,445	48,865	48,865
722760	Group Life	16,955	18,241	18,240	18,240	19,204	19,204
722770	Retirement	2,177,253	2,199,405	2,199,268	2,135,268	1,865,345	1,865,345
722780	Hospitalization	1,134,059	1,305,085	1,304,921	1,269,921	1,361,737	1,361,737
722790	Social Security	429,401	450,277	450,271	450,271	471,832	471,832
722800	Dental	85,497	93,647	93,647	93,647	103,250	103,250
722810	Disability	77,753	85,853	85,845	85,845	90,303	90,303
722820	Unemployment Insurance	24,879	21,923	21,922	21,922	23,011	23,011
722850	Optical	8,199	9,609	9,609	9,609	10,451	10,451
722900	Fringe Benefit Adjustments	0	97,521	77,703	(17,297)	81,178	81,178
		4,000,391	4,367,578	4,347,475	4,118,475	4,117,832	4,117,832
Personnel		10,790,884	11,515,308	11,478,159	10,973,159	11,608,651	11,608,651
Operating Expenses							
Contractual Services							
730072	Advertising	598	1,000	1,000	1,000	1,000	1,000
730226	Car Allowance	0	22,000	0	0	22,000	22,000
730240	Cash Shortage	133	0	0	0	0	0
730247	Charge Card Fee	2,835	2,000	2,000	2,000	2,000	2,000
730324	Communications	0	600	20	20	600	600
730373	Contracted Services	416,080	418,740	418,740	418,740	418,740	418,740
730429	Custodial Services	679	0	0	0	0	0
730436	Damage By Dogs	0	400	400	400	400	400
730611	Employees Medical Exams	1,476	1,299	1,299	1,299	1,299	1,299
730617	Employees Rabies Vaccines	0	3,000	3,000	3,000	3,000	3,000

Department:	107 - Public Services	OAKLAND COUNTY, MICHIGAN						
General Fund / General Purpose		FY2015 AND FY2016 AND FY2017 Adopted Budget						

Account Number/Description		FY 2013 Actual	FY 2014			FY 2015 Adopted	FY 2016 Adopted	FY 2017 Adopted
			Adopted Budget	Amended Budget As Of 6/30	Estimated Actual			
730646	Equipment Maintenance	9,570	15,472	15,314	14,314	15,472	15,472	15,472
730653	Equipment Rental	849	2,500	2,500	2,500	2,500	2,500	2,500
730709	Fees - Per Diems	939	2,088	2,088	2,088	1,288	1,288	1,288
730772	Freight and Express	4,950	3,000	3,000	3,000	3,000	3,000	3,000
730982	Interpreter Fees	0	375	375	375	375	375	375
731031	Laboratory Fees	162,995	152,432	152,432	152,432	152,432	152,432	152,432
731059	Laundry and Cleaning	2,419	1,700	1,700	1,700	1,700	1,700	1,700
731101	Library Continuations	228	142	142	142	142	142	142
731150	Maintenance Contract	240	1,805	1,805	1,805	1,805	1,805	1,805
731178	Medical Emergency Training	425	0	0	0	0	0	0
731199	Medical Services Physicians	220	0	0	0	0	0	0
731213	Membership Dues	4,240	9,850	8,775	8,775	9,850	9,850	9,850
731241	Miscellaneous	1,215	1,700	1,200	1,200	1,700	1,700	1,700
731339	Periodicals Books Publ Sub	952	2,310	2,000	2,000	2,310	2,310	2,310
731346	Personal Mileage	17,049	24,136	24,136	20,136	24,136	24,136	24,136
731388	Printing	27,737	47,987	36,085	36,085	47,987	47,987	47,987
731458	Professional Services	109,057	14,947	154,366	154,366	14,947	14,947	14,947
731626	Rent	0	500	200	200	500	500	500
731773	Software Rental Lease Purchase	1,085	2,500	2,500	2,500	2,500	2,500	2,500
731794	Soldier Burial	114,191	120,629	120,629	105,629	118,629	118,629	118,629
731801	Soldier Relief	26,025	30,932	30,932	27,932	30,932	30,932	30,932
731818	Special Event Program	18,360	16,365	19,565	19,565	17,165	17,165	17,165
731941	Training	7,515	15,000	15,000	15,000	15,000	15,000	15,000
731997	Transportation of Clients	0	4,000	4,000	0	4,000	4,000	4,000
732011	Transportation Service	114,942	96,800	96,800	96,800	96,800	96,800	96,800
732018	Travel and Conference	18,379	28,450	24,800	24,800	28,450	28,450	28,450
732020	Travel Employee Taxable Meals	2,907	0	0	0	2,000	2,000	2,000
732060	Uniform Cleaning	474	576	576	576	576	576	576
732165	Workshops and Meeting	336	1,000	1,000	1,000	1,000	1,000	1,000
		1,069,097	1,046,235	1,148,379	1,121,379	1,046,235	1,046,235	1,046,235
Commodities								
750014	Animal Supplies	48,513	19,250	24,250	24,250	19,250	19,250	19,250
750049	Computer Supplies	1,498	1,518	1,518	1,518	1,518	1,518	1,518
750063	Custodial Supplies	9,492	14,850	14,800	14,800	14,850	14,850	14,850
750070	Deputy Supplies	3,025	9,000	9,000	9,000	9,000	9,000	9,000
750105	Drug and Medicine Non-Legend	2,464	0	0	0	0	0	0
750154	Expendable Equipment	4,494	5,125	5,125	5,125	5,225	5,225	5,225
750168	FA Proprietary Equipment Exp	0	100	100	100	0	0	0
750182	Film and Processing	545	5,075	5,075	2,075	5,075	5,075	5,075
750217	Groceries	0	100	100	100	100	100	100

Department:	107 - Public Services	OAKLAND COUNTY, MICHIGAN						
General Fund / General Purpose		FY2015 AND FY2016 AND FY2017 Adopted Budget						

Account Number/Description	FY 2013 Actual	FY 2014			FY 2015 Adopted	FY 2016 Adopted	FY 2017 Adopted	
		Adopted Budget	Amended Budget As Of 6/30	Estimated Actual				
750224	Grounds Supplies	1,156	8,000	8,000	2,000	8,000	8,000	8,000
750231	Housekeeping and Janitor Exp	9,353	8,000	8,000	8,000	8,000	8,000	8,000
750280	Laboratory Supplies	103,173	121,324	121,324	119,324	121,324	121,324	121,324
750294	Material and Supplies	3,063	3,100	3,100	3,100	3,100	3,100	3,100
750301	Medical Supplies	193,861	160,254	160,254	145,254	160,254	160,254	160,254
750392	Metered Postage	37,083	46,852	40,597	40,597	46,852	46,852	46,852
750399	Office Supplies	86,772	96,483	89,178	84,178	96,483	96,483	96,483
750448	Postage-Standard Mailing	40	0	0	0	0	0	0
750532	Tax Collection Supplies	5,185	2,806	2,806	2,806	2,806	2,806	2,806
750581	Uniforms	2,268	3,783	3,783	3,783	3,783	3,783	3,783
		511,985	505,620	497,010	466,010	505,620	505,620	505,620
Capital Outlay								
760126	Capital Outlay Miscellaneous	5,030	0	375	375	0	0	0
		5,030	0	375	375	0	0	0
Operating Expenses		1,586,112	1,551,855	1,645,764	1,587,764	1,551,855	1,551,855	1,551,855
Internal Support								
Internal Services								
770631	Bldg Space Cost Allocation	1,789,143	1,940,087	1,940,087	1,940,087	1,653,975	1,968,091	1,976,452
770667	Convenience Copier	41,150	55,229	55,229	55,229	0	0	0
772618	Equipment Rental	87,555	87,555	87,555	87,555	87,555	87,555	87,555
773535	Info Tech CLEMIS	36,026	36,003	36,003	36,003	37,939	39,343	39,343
773630	Info Tech Development	394,701	0	278,102	278,102	0	0	0
774636	Info Tech Operations	629,512	670,437	670,437	670,437	652,877	652,877	652,877
774637	Info Tech Managed Print Svcs	0	0	0	0	39,690	39,690	39,690
774677	Insurance Fund	8,788	8,865	8,865	8,865	8,720	8,720	8,720
775754	Maintenance Department Charges	41,728	0	43,466	43,466	0	0	0
776659	Motor Pool Fuel Charges	82,381	70,967	70,967	70,967	79,398	101,154	101,154
776661	Motor Pool	229,645	209,978	209,978	209,978	224,374	224,374	224,374
777560	Radio Communications	11,100	11,835	11,835	11,835	10,811	10,811	10,811
778675	Telephone Communications	147,525	153,293	153,293	153,293	143,990	143,990	143,990
		3,499,254	3,244,249	3,565,817	3,565,817	2,939,329	3,276,605	3,284,966
Internal Support		3,499,254	3,244,249	3,565,817	3,565,817	2,939,329	3,276,605	3,284,966
Grand Total Expenditures		15,876,250	16,311,412	16,689,740	16,126,740	16,099,835	16,437,111	16,445,472

Department:	Public Services	OAKLAND COUNTY, MICHIGAN					
Organization:	10701 - Public Services Admin						
Fund:	10100 - General						
		FY2015 AND FY2016 AND FY2017 Adopted Budget					

Account Number/Description	FY 2013 Actual	FY 2014			FY 2015 Adopted	FY 2016 Adopted	FY 2017 Adopted
		Adopted Budget	Amended Budget As Of 6/30	Estimated Actual			

Grand Total Revenues 0

Expenditures

Personnel

Salaries

702010	Salaries Regular	116,411	113,601	113,601	137,601	142,053	142,053	142,053
702140	Other Miscellaneous Salaries	500	0	0	0	0	0	0
		116,911	113,601	113,601	137,601	142,053	142,053	142,053

Fringe Benefits

722750	Workers Compensation	260	254	254	254	318	318	318
722760	Group Life	358	349	349	349	437	437	437
722770	Retirement	45,814	41,317	41,317	52,317	45,400	45,400	45,400
722780	Hospitalization	12,166	13,973	13,973	13,973	14,163	14,163	14,163
722790	Social Security	8,110	8,690	8,690	8,690	9,314	9,314	9,314
722800	Dental	666	762	762	762	852	852	852
722810	Disability	1,689	1,645	1,645	1,645	2,057	2,057	2,057
722820	Unemployment Insurance	428	364	364	364	455	455	455
722850	Optical	84	110	110	110	117	117	117
		69,575	67,464	67,464	78,464	73,113	73,113	73,113

Personnel

Operating Expenses

Contractual Services

731213	Membership Dues	130	500	500	500	500	500	500
731818	Special Event Program	306	2,500	2,500	2,500	2,500	2,500	2,500
732018	Travel and Conference	1,005	1,500	1,500	1,500	1,500	1,500	1,500
		1,441	4,500	4,500	4,500	4,500	4,500	4,500

Commodities

750399	Office Supplies	0	300	300	300	300	300	300
		0	300	300	300	300	300	300

Operating Expenses

Internal Support

Internal Services

770631	Bldg Space Cost Allocation	5,513	6,601	6,601	6,601	5,585	6,640	6,668
774677	Insurance Fund	148	149	149	149	149	149	149
		5,662	6,750	6,750	6,750	5,734	6,789	6,817

Internal Support

		5,662	6,750	6,750	6,750	5,734	6,789	6,817
--	--	--------------	--------------	--------------	--------------	--------------	--------------	--------------

Department:	Public Services	OAKLAND COUNTY, MICHIGAN
Organization:	10701 - Public Services Admin	
Fund:	10100 - General	
		FY2015 AND FY2016 AND FY2017 Adopted Budget

Account Number/Description	FY 2013 Actual	FY 2014			FY 2015 Adopted	FY 2016 Adopted	FY 2017 Adopted
		Adopted Budget	Amended Budget As Of 6/30	Estimated Actual			
Grand Total Expenditures	193,589	192,615	192,615	227,615	225,700	226,755	226,783

Department:	Public Services	OAKLAND COUNTY, MICHIGAN
Organization:	10703 - Veterans Services	
Fund:	10100 - General	
		FY2015 AND FY2016 AND FY2017 Adopted Budget

Account Number/Description	FY 2013 Actual	FY 2014			FY 2015 Adopted	FY 2016 Adopted	FY 2017 Adopted
		Adopted Budget	Amended Budget As Of 6/30	Estimated Actual			

Revenues

Revenue

State Grants

	0	0	0	0	0	0	0
Revenue	0	0	0	0	0	0	0
Grand Total Revenues	0	0	0	0	0	0	0

Expenditures

Personnel

Salaries

702010	Salaries Regular	652,944	849,539	849,539	794,539	895,727	895,727	895,727
702030	Holiday	35,248	0	0	0	0	0	0
702050	Annual Leave	55,372	0	0	0	0	0	0
702080	Sick Leave	13,453	0	0	0	0	0	0
702120	Jury Duty	69	0	0	0	0	0	0
702140	Other Miscellaneous Salaries	7,500	0	0	0	0	0	0
702200	Death Leave	1,389	0	0	0	0	0	0
712020	Overtime	1,445	0	0	0	0	0	0
		767,420	849,539	849,539	794,539	895,727	895,727	895,727

Fringe Benefits

722750	Workers Compensation	3,225	3,414	3,414	3,414	3,562	3,562	3,562
722760	Group Life	2,362	2,616	2,616	2,616	2,757	2,757	2,757
722770	Retirement	293,385	320,645	320,645	295,645	271,269	271,269	271,269
722780	Hospitalization	225,506	238,567	238,567	238,567	260,677	260,677	260,677
722790	Social Security	56,363	64,988	64,988	64,988	68,523	68,523	68,523
722800	Dental	16,610	16,144	16,144	16,144	19,117	19,117	19,117
722810	Disability	11,109	12,301	12,301	12,301	12,973	12,973	12,973
722820	Unemployment Insurance	2,802	2,718	2,718	2,718	2,866	2,866	2,866
722850	Optical	1,327	1,494	1,494	1,494	1,713	1,713	1,713
		612,688	662,887	662,887	637,887	643,457	643,457	643,457
Personnel		1,380,108	1,512,426	1,512,426	1,432,426	1,539,184	1,539,184	1,539,184

Operating Expenses

Contractual Services

730072	Advertising	598	1,000	1,000	1,000	1,000	1,000	1,000
730646	Equipment Maintenance	387	600	600	600	600	600	600
730709	Fees - Per Diems	939	2,088	2,088	2,088	1,288	1,288	1,288

Department:	Public Services	OAKLAND COUNTY, MICHIGAN						
Organization:	10703 - Veterans Services							
Fund:	10100 - General							
		FY2015 AND FY2016 AND FY2017 Adopted Budget						

Account Number/Description		FY 2013 Actual	FY 2014			FY 2015 Adopted	FY 2016 Adopted	FY 2017 Adopted
			Adopted Budget	Amended Budget As Of 6/30	Estimated Actual			
731213	Membership Dues	1,306	1,500	1,500	1,500	1,500	1,500	1,500
731241	Miscellaneous	608	700	700	700	700	700	700
731346	Personal Mileage	4,040	3,758	3,758	3,758	3,758	3,758	3,758
731388	Printing	2,940	2,708	2,708	2,708	2,708	2,708	2,708
731794	Soldier Burial	114,191	120,629	120,629	105,629	118,629	118,629	118,629
731801	Soldier Relief	26,025	30,932	30,932	27,932	30,932	30,932	30,932
731818	Special Event Program	5,784	3,865	3,865	3,865	4,665	4,665	4,665
732018	Travel and Conference	7,486	8,000	8,000	8,000	8,000	8,000	8,000
732020	Travel Employee Taxable Meals	2,764	0	0	0	2,000	2,000	2,000
		167,066	175,780	175,780	157,780	175,780	175,780	175,780
Commodities								
750049	Computer Supplies	1,498	1,518	1,518	1,518	1,518	1,518	1,518
750392	Metered Postage	6,381	6,114	6,114	6,114	6,114	6,114	6,114
750399	Office Supplies	6,936	7,500	7,500	7,500	7,500	7,500	7,500
		14,815	15,132	15,132	15,132	15,132	15,132	15,132
Capital Outlay								
760126	Capital Outlay Miscellaneous	841	0	375	375	0	0	0
		841	0	375	375	0	0	0
Operating Expenses		182,722	190,912	191,287	173,287	190,912	190,912	190,912
Internal Support								
Internal Services								
770631	Bldg Space Cost Allocation	69,527	80,898	80,898	80,898	78,240	93,017	93,411
770667	Convenience Copier	3,261	4,168	4,168	4,168	0	0	0
773630	Info Tech Development	2,732	0	3,030	3,030	0	0	0
774636	Info Tech Operations	54,340	58,996	58,996	58,996	57,706	57,706	57,706
774637	Info Tech Managed Print Svcs	0	0	0	0	5,428	5,428	5,428
774677	Insurance Fund	1,014	1,015	1,015	1,015	1,015	1,015	1,015
775754	Maintenance Department Charges	929	0	763	763	0	0	0
776659	Motor Pool Fuel Charges	3,828	3,842	3,842	3,842	3,432	4,372	4,372
776661	Motor Pool	12,497	9,868	9,868	9,868	10,893	10,893	10,893
778675	Telephone Communications	9,885	10,227	10,227	10,227	10,138	10,138	10,138
		158,013	169,014	172,807	172,807	166,852	182,569	182,963
Internal Support		158,013	169,014	172,807	172,807	166,852	182,569	182,963
Grand Total Expenditures		1,720,843	1,872,352	1,876,520	1,778,520	1,896,948	1,912,665	1,913,059

Department:	Public Services	OAKLAND COUNTY, MICHIGAN					
Organization:	10704 - Community Corrections						
Fund:	10100 - General						
		FY2015 AND FY2016 AND FY2017 Adopted Budget					

Account Number/Description	FY 2013 Actual	FY 2014			FY 2015 Adopted	FY 2016 Adopted	FY 2017 Adopted
		Adopted Budget	Amended Budget As Of 6/30	Estimated Actual			

Revenues

Revenue							
Charges for Services							
630686	Fee Income	229,968	230,000	231,000	216,000	230,000	230,000
		229,968	230,000	231,000	216,000	230,000	230,000
Revenue		229,968	230,000	231,000	216,000	230,000	230,000
Grand Total Revenues		229,968	230,000	231,000	216,000	230,000	230,000

Expenditures

Personnel							
Salaries							
702010	Salaries Regular	1,837,648	2,172,985	2,180,541	2,105,541	2,276,469	2,276,469
702030	Holiday	83,822	0	0	0	0	0
702050	Annual Leave	130,338	0	0	0	0	0
702080	Sick Leave	36,542	0	0	0	0	0
702100	Retroactive	260	0	0	0	0	0
702140	Other Miscellaneous Salaries	29,255	0	0	0	0	0
702200	Death Leave	1,176	0	0	0	0	0
712020	Overtime	3,149	5,000	5,000	5,000	5,000	5,000
		2,122,189	2,177,985	2,185,541	2,110,541	2,281,469	2,281,469
Fringe Benefits							
722740	Fringe Benefits	6	39,604	39,604	4,604	42,656	42,656
722750	Workers Compensation	4,776	4,727	4,727	4,727	4,959	4,959
722760	Group Life	5,678	5,744	5,744	5,744	6,001	6,001
722770	Retirement	692,067	681,331	681,331	681,331	568,875	568,875
722780	Hospitalization	413,306	449,567	449,567	449,567	453,748	453,748
722790	Social Security	143,141	146,434	146,434	146,434	152,782	152,782
722800	Dental	28,809	30,693	30,693	30,693	33,500	33,500
722810	Disability	26,620	27,050	27,050	27,050	28,194	28,194
722820	Unemployment Insurance	7,767	6,746	6,746	6,746	7,073	7,073
722850	Optical	2,869	3,207	3,207	3,207	3,475	3,475
722900	Fringe Benefit Adjustments	0	2,150	2,928	2,928	1,770	1,770
		1,325,038	1,397,253	1,398,031	1,363,031	1,303,033	1,303,033
Personnel		3,447,227	3,575,238	3,583,572	3,473,572	3,584,502	3,584,502
Operating Expenses							
Contractual Services							

Department:	Public Services	OAKLAND COUNTY, MICHIGAN						
Organization:	10704 - Community Corrections							
Fund:	10100 - General							
		FY2015 AND FY2016 AND FY2017 Adopted Budget						

Account Number/Description	FY 2013 Actual	FY 2014			FY 2015 Adopted	FY 2016 Adopted	FY 2017 Adopted
		Adopted Budget	Amended Budget As Of 6/30	Estimated Actual			
730373 Contracted Services	416,080	418,440	418,440	418,440	418,440	418,440	418,440
730646 Equipment Maintenance	0	1,500	1,500	500	1,500	1,500	1,500
731101 Library Continuations	228	142	142	142	142	142	142
731150 Maintenance Contract	240	1,805	1,805	1,805	1,805	1,805	1,805
731213 Membership Dues	488	1,075	1,075	1,075	1,075	1,075	1,075
731346 Personal Mileage	5,081	10,208	10,208	6,208	10,208	10,208	10,208
731388 Printing	9,886	10,995	10,995	10,995	10,995	10,995	10,995
731773 Software Rental Lease Purchase	1,085	2,500	2,500	2,500	2,500	2,500	2,500
731997 Transportation of Clients	0	4,000	4,000	0	4,000	4,000	4,000
732011 Transportation Service	0	800	800	800	800	800	800
732018 Travel and Conference	3,863	7,000	7,000	7,000	7,000	7,000	7,000
732020 Travel Employee Taxable Meals	101	0	0	0	0	0	0
732165 Workshops and Meeting	124	0	0	0	0	0	0
	437,177	458,465	458,465	449,465	458,465	458,465	458,465
Commodities							
750063 Custodial Supplies	1,692	2,700	2,700	2,700	2,700	2,700	2,700
750154 Expendable Equipment	4,494	5,125	5,125	5,125	5,125	5,125	5,125
750224 Grounds Supplies	1,156	8,000	8,000	2,000	8,000	8,000	8,000
750294 Material and Supplies	3,063	3,100	3,100	3,100	3,100	3,100	3,100
750392 Metered Postage	3,934	2,090	2,090	2,090	2,090	2,090	2,090
750399 Office Supplies	20,625	22,545	22,545	17,545	22,545	22,545	22,545
	34,964	43,560	43,560	32,560	43,560	43,560	43,560
Operating Expenses	472,141	502,025	502,025	482,025	502,025	502,025	502,025
Internal Support							
Internal Services							
770631 Bldg Space Cost Allocation	160,745	194,679	194,679	194,679	167,568	200,953	201,842
770667 Convenience Copier	6,863	10,115	10,115	10,115	0	0	0
773535 Info Tech CLEMIS	21,882	22,105	22,105	22,105	23,293	24,155	24,155
773630 Info Tech Development	190,317	0	69,079	69,079	0	0	0
774636 Info Tech Operations	214,500	229,308	229,308	229,308	219,928	219,928	219,928
774637 Info Tech Managed Print Svcs	0	0	0	0	16,014	16,014	16,014
774677 Insurance Fund	304	305	305	305	305	305	305
775754 Maintenance Department Charges	6,518	0	3,009	3,009	0	0	0
776659 Motor Pool Fuel Charges	9,808	10,586	10,586	10,586	9,387	11,959	11,959
776661 Motor Pool	41,782	39,469	39,469	39,469	42,422	42,422	42,422
778675 Telephone Communications	28,253	30,394	30,394	30,394	27,373	27,373	27,373
	680,972	536,961	609,049	609,049	506,290	543,109	543,998
Internal Support	680,972	536,961	609,049	609,049	506,290	543,109	543,998

Department:	Public Services	OAKLAND COUNTY, MICHIGAN
Organization:	10704 - Community Corrections	
Fund:	10100 - General	
		FY2015 AND FY2016 AND FY2017 Adopted Budget

Account Number/Description	FY 2013 Actual	FY 2014			FY 2015 Adopted	FY 2016 Adopted	FY 2017 Adopted
		Adopted Budget	Amended Budget As Of 6/30	Estimated Actual			
Grand Total Expenditures	4,600,340	4,614,224	4,694,646	4,564,646	4,592,817	4,629,636	4,630,525

Department:	Public Services	OAKLAND COUNTY, MICHIGAN					
Organization:	10705 - MSU Extension						
Fund:	10100 - General						
		FY2015 AND FY2016 AND FY2017 Adopted Budget					

Account Number/Description	FY 2013 Actual	FY 2014			FY 2015 Adopted	FY 2016 Adopted	FY 2017 Adopted
		Adopted Budget	Amended Budget As Of 6/30	Estimated Actual			
Revenues							
Revenue							
Charges for Services							
631827 Reimb General	17,068	21,000	21,000	21,000	21,000	21,000	21,000
	17,068	21,000	21,000	21,000	21,000	21,000	21,000
Revenue	17,068	21,000	21,000	21,000	21,000	21,000	21,000
Grand Total Revenues	17,068	21,000	21,000	21,000	21,000	21,000	21,000

Expenditures

Personnel							
Salaries							
702010 Salaries Regular	401,488	498,870	443,431	413,431	486,047	486,047	486,047
702030 Holiday	17,757	0	0	0	0	0	0
702050 Annual Leave	24,877	0	0	0	0	0	0
702080 Sick Leave	7,015	0	0	0	0	0	0
702120 Jury Duty	85	0	0	0	0	0	0
702140 Other Miscellaneous Salaries	4,500	0	0	0	0	0	0
702200 Death Leave	614	0	0	0	0	0	0
712020 Overtime	6,887	0	0	0	0	0	0
712040 Holiday Overtime	64	0	0	0	0	0	0
	463,286	498,870	443,431	413,431	486,047	486,047	486,047
Fringe Benefits							
722750 Workers Compensation	2,212	2,263	2,263	2,263	2,270	2,270	2,270
722760 Group Life	1,019	1,251	1,251	1,251	1,263	1,263	1,263
722770 Retirement	142,739	150,209	150,209	130,209	120,390	120,390	120,390
722780 Hospitalization	97,926	127,329	127,329	107,329	129,197	129,197	129,197
722790 Social Security	29,137	32,400	32,400	32,400	32,436	32,436	32,436
722800 Dental	6,818	8,510	8,510	8,510	9,090	9,090	9,090
722810 Disability	4,931	5,877	5,877	5,877	5,930	5,930	5,930
722820 Unemployment Insurance	1,692	1,594	1,594	1,594	1,554	1,554	1,554
722850 Optical	521	746	746	746	823	823	823
722900 Fringe Benefit Adjustments	0	0	(32,225)	(32,225)	0	0	0
	286,995	330,179	297,954	257,954	302,953	302,953	302,953
Personnel	750,281	829,049	741,385	671,385	789,000	789,000	789,000
Operating Expenses							
Contractual Services							

Department:	Public Services	OAKLAND COUNTY, MICHIGAN						
Organization:	10705 - MSU Extension							
Fund:	10100 - General							
		FY2015 AND FY2016 AND FY2017 Adopted Budget						

Account Number/Description	FY 2013 Actual	FY 2014			FY 2015 Adopted	FY 2016 Adopted	FY 2017 Adopted
		Adopted Budget	Amended Budget As Of 6/30	Estimated Actual			
730226 Car Allowance	0	22,000	0	0	22,000	22,000	22,000
730324 Communications	0	600	20	20	600	600	600
730646 Equipment Maintenance	0	300	142	142	300	300	300
731213 Membership Dues	160	1,075	0	0	1,075	1,075	1,075
731241 Miscellaneous	0	600	100	100	600	600	600
731339 Periodicals Books Publ Sub	0	310	0	0	310	310	310
731346 Personal Mileage	7,674	7,569	7,569	7,569	7,569	7,569	7,569
731388 Printing	4,976	17,083	5,181	5,181	17,083	17,083	17,083
731458 Professional Services	73,651	4,500	143,919	143,919	4,500	4,500	4,500
731626 Rent	0	500	200	200	500	500	500
731818 Special Event Program	2,639	5,000	4,700	4,700	5,000	5,000	5,000
732018 Travel and Conference	1,657	6,550	2,900	2,900	6,550	6,550	6,550
732165 Workshops and Meeting	181	1,000	1,000	1,000	1,000	1,000	1,000
	90,937	67,087	165,731	165,731	67,087	67,087	67,087
Commodities							
750063 Custodial Supplies	0	150	100	100	150	150	150
750217 Groceries	0	100	100	100	100	100	100
750392 Metered Postage	3,157	11,155	4,900	4,900	11,155	11,155	11,155
750399 Office Supplies	5,089	11,197	3,892	3,892	11,197	11,197	11,197
	8,246	22,602	8,992	8,992	22,602	22,602	22,602
Operating Expenses	99,183	89,689	174,723	174,723	89,689	89,689	89,689
Internal Support							
Internal Services							
770631 Bldg Space Cost Allocation	107,307	123,936	123,936	123,936	123,332	146,626	147,246
770667 Convenience Copier	5,728	10,022	10,022	10,022	0	0	0
773630 Info Tech Development	378	0	716	716	0	0	0
774636 Info Tech Operations	99,289	106,270	106,270	106,270	102,644	102,644	102,644
774637 Info Tech Managed Print Svcs	0	0	0	0	666	666	666
774677 Insurance Fund	456	456	456	456	456	456	456
775754 Maintenance Department Charges	4,746	0	3,958	3,958	0	0	0
776661 Motor Pool	2,382	2,763	2,763	2,763	2,169	2,169	2,169
778675 Telephone Communications	17,832	18,387	18,387	18,387	18,299	18,299	18,299
	238,119	261,834	266,508	266,508	247,566	270,860	271,480
Internal Support	238,119	261,834	266,508	266,508	247,566	270,860	271,480
Grand Total Expenditures	1,087,583	1,180,572	1,182,616	1,112,616	1,126,255	1,149,549	1,150,169

Department:	Public Services	OAKLAND COUNTY, MICHIGAN						
Organization:	10706 - Medical Examiner							
Fund:	10100 - General							
		FY2015 AND FY2016 AND FY2017 Adopted Budget						

Account Number/Description	FY 2013 Actual	FY 2014			FY 2015 Adopted	FY 2016 Adopted	FY 2017 Adopted
		Adopted Budget	Amended Budget As Of 6/30	Estimated Actual			

Revenues

Revenue

Charges for Services

630126	Autopsies	41,898	64,000	64,000	64,000	64,000	64,000	64,000
630427	Cremation Approval Fee	136,065	199,000	199,000	199,000	199,000	199,000	199,000
631211	Medical Services	18,009	22,000	22,000	22,000	22,000	22,000	22,000
631253	Miscellaneous	37,236	23,000	23,000	23,000	23,000	23,000	23,000
		233,208	308,000	308,000	308,000	308,000	308,000	308,000
Revenue		233,208	308,000	308,000	308,000	308,000	308,000	308,000
Grand Total Revenues		233,208	308,000	308,000	308,000	308,000	308,000	308,000

Expenditures

Personnel

Salaries

702010	Salaries Regular	1,662,139	1,986,561	2,012,833	1,912,833	2,077,354	2,077,354	2,077,354
702030	Holiday	74,132	0	0	0	0	0	0
702050	Annual Leave	100,146	0	0	0	0	0	0
702080	Sick Leave	40,597	0	0	0	0	0	0
702100	Retroactive	173	0	0	0	0	0	0
702130	Shift Premium	914	0	0	0	0	0	0
702140	Other Miscellaneous Salaries	24,227	0	0	0	0	0	0
702190	Workers Compensation Pay	689	0	0	0	0	0	0
702200	Death Leave	677	0	0	0	0	0	0
702240	Salary Adjustments	0	15,480	15,480	15,480	15,945	15,945	15,945
712020	Overtime	74,248	64,911	64,911	64,911	64,911	64,911	64,911
712040	Holiday Overtime	25,283	27,755	27,755	27,755	27,755	27,755	27,755
		2,003,226	2,094,707	2,120,979	2,020,979	2,185,965	2,185,965	2,185,965

Fringe Benefits

722750	Workers Compensation	24,559	24,641	24,641	24,641	25,393	25,393	25,393
722760	Group Life	4,983	5,424	5,424	5,424	5,692	5,692	5,692
722770	Retirement	663,573	663,697	663,697	648,697	562,664	562,664	562,664
722780	Hospitalization	166,300	215,500	215,500	200,500	240,125	240,125	240,125
722790	Social Security	119,059	121,376	121,376	121,376	127,302	127,302	127,302
722800	Dental	16,347	19,333	19,333	19,333	19,540	19,540	19,540
722810	Disability	22,274	25,545	25,545	25,545	26,826	26,826	26,826
722820	Unemployment Insurance	7,367	6,339	6,339	6,339	6,646	6,646	6,646
722850	Optical	1,805	2,201	2,201	2,201	2,259	2,259	2,259

Department:	Public Services	OAKLAND COUNTY, MICHIGAN					
Organization:	10706 - Medical Examiner						
Fund:	10100 - General						
		FY2015 AND FY2016 AND FY2017 Adopted Budget					

Account Number/Description	FY 2013 Actual	FY 2014			FY 2015 Adopted	FY 2016 Adopted	FY 2017 Adopted
		Adopted Budget	Amended Budget As Of 6/30	Estimated Actual			
722900 Fringe Benefit Adjustments	0	47,027	58,251	8,251	39,292	39,292	39,292
	1,026,268	1,131,083	1,142,307	1,062,307	1,055,739	1,055,739	1,055,739
Personnel	3,029,494	3,225,790	3,263,286	3,083,286	3,241,704	3,241,704	3,241,704
Operating Expenses							
Contractual Services							
730373 Contracted Services	0	300	300	300	300	300	300
730429 Custodial Services	679	0	0	0	0	0	0
730611 Employees Medical Exams	541	1,299	1,299	1,299	1,299	1,299	1,299
730646 Equipment Maintenance	4,385	9,116	9,116	9,116	9,116	9,116	9,116
730653 Equipment Rental	849	2,500	2,500	2,500	2,500	2,500	2,500
730772 Freight and Express	4,950	3,000	3,000	3,000	3,000	3,000	3,000
731031 Laboratory Fees	162,995	152,432	152,432	152,432	152,432	152,432	152,432
731059 Laundry and Cleaning	2,419	1,700	1,700	1,700	1,700	1,700	1,700
731178 Medical Emergency Training	425	0	0	0	0	0	0
731199 Medical Services Physicians	220	0	0	0	0	0	0
731213 Membership Dues	2,071	5,500	5,500	5,500	5,500	5,500	5,500
731241 Miscellaneous	607	400	400	400	400	400	400
731339 Periodicals Books Publ Sub	952	2,000	2,000	2,000	2,000	2,000	2,000
731346 Personal Mileage	254	2,253	2,253	2,253	2,253	2,253	2,253
731388 Printing	1,070	2,125	2,125	2,125	2,125	2,125	2,125
731458 Professional Services	4,404	5,297	5,297	5,297	5,297	5,297	5,297
731941 Training	7,515	10,000	10,000	10,000	10,000	10,000	10,000
732011 Transportation Service	114,942	96,000	96,000	96,000	96,000	96,000	96,000
732018 Travel and Conference	1,250	3,900	3,900	3,900	3,900	3,900	3,900
	310,528	297,822	297,822	297,822	297,822	297,822	297,822
Commodities							
750063 Custodial Supplies	1,081	2,000	2,000	2,000	2,000	2,000	2,000
750105 Drug and Medicine Non-Legend	2,464	0	0	0	0	0	0
750154 Expendable Equipment	0	0	0	0	100	100	100
750168 FA Proprietary Equipment Exp	0	100	100	100	0	0	0
750182 Film and Processing	545	5,075	5,075	2,075	5,075	5,075	5,075
750280 Laboratory Supplies	103,173	121,324	121,324	119,324	121,324	121,324	121,324
750301 Medical Supplies	88,923	80,254	80,254	65,254	80,254	80,254	80,254
750392 Metered Postage	1,313	1,911	1,911	1,911	1,911	1,911	1,911
750399 Office Supplies	8,315	11,520	11,520	11,520	11,520	11,520	11,520
	205,815	222,184	222,184	202,184	222,184	222,184	222,184
Operating Expenses	516,343	520,006	520,006	500,006	520,006	520,006	520,006
Internal Support							

Department:	Public Services	OAKLAND COUNTY, MICHIGAN
Organization:	10706 - Medical Examiner	
Fund:	10100 - General	
		FY2015 AND FY2016 AND FY2017 Adopted Budget

Account Number/Description	FY 2013 Actual	FY 2014			FY 2015 Adopted	FY 2016 Adopted	FY 2017 Adopted
		Adopted Budget	Amended Budget As Of 6/30	Estimated Actual			
Internal Services							
770631 Bldg Space Cost Allocation	620,509	560,488	560,488	560,488	474,525	564,146	566,532
770667 Convenience Copier	2,524	2,991	2,991	2,991	0	0	0
772618 Equipment Rental	85,625	85,625	85,625	85,625	85,625	85,625	85,625
773630 Info Tech Development	36,308	0	28,128	28,128	0	0	0
774636 Info Tech Operations	150,940	159,912	159,912	159,912	159,664	159,664	159,664
774637 Info Tech Managed Print Svcs	0	0	0	0	4,504	4,504	4,504
774677 Insurance Fund	2,444	2,374	2,374	2,374	2,374	2,374	2,374
775754 Maintenance Department Charges	18,269	0	11,336	11,336	0	0	0
776659 Motor Pool Fuel Charges	6,987	6,744	6,744	6,744	6,634	8,451	8,451
776661 Motor Pool	30,644	26,050	26,050	26,050	28,416	28,416	28,416
778675 Telephone Communications	20,226	20,258	20,258	20,258	20,908	20,908	20,908
	974,476	864,442	903,906	903,906	782,650	874,088	876,474
Internal Support	974,476	864,442	903,906	903,906	782,650	874,088	876,474
Grand Total Expenditures	4,520,313	4,610,238	4,687,198	4,487,198	4,544,360	4,635,798	4,638,184

Department:	Public Services	OAKLAND COUNTY, MICHIGAN						
Organization:	10708 - Animal Control							
Fund:	10100 - General							
		FY2015 AND FY2016 AND FY2017 Adopted Budget						

Account Number/Description	FY 2013 Actual	FY 2014			FY 2015 Adopted	FY 2016 Adopted	FY 2017 Adopted
		Adopted Budget	Amended Budget As Of 6/30	Estimated Actual			

Revenues

Revenue

Charges for Services

630028	Adoptions	22,064	23,850	23,850	23,850	23,850	23,850	23,850
630070	Animal Shots	22,897	28,200	28,200	28,200	28,200	28,200	28,200
630074	Animal Sterilization Fees	58,743	85,000	85,000	85,000	85,000	85,000	85,000
630252	Claimed Animals	20,890	21,500	21,500	21,500	21,500	21,500	21,500
630686	Fee Income	1,855	0	0	0	0	0	0
631253	Miscellaneous	8,179	7,100	7,100	7,100	7,100	7,100	7,100
631526	Photostats	113	203	203	203	203	203	203
631582	Pound Fees	39,550	47,400	39,200	39,200	31,000	31,000	31,000
631827	Reimb General	2,066	750	750	750	750	750	750
631981	Sale of Animals	1,526	1,000	1,000	1,000	1,000	1,000	1,000
631988	Sale of Licenses	753,948	667,892	667,892	667,892	667,892	667,892	667,892
632079	Service Fees	37,390	35,000	27,500	27,500	20,000	20,000	20,000
		969,219	917,895	902,195	902,195	886,495	886,495	886,495

Other Revenues

670114	Cash Overages	67	0	0	0	0	0	0
670570	Refund Prior Years Expenditure	241	0	0	0	0	0	0
		308	0	0	0	0	0	0

Revenue

Other Financing Sources

Transfers In

695500	Transfers In	50,500	0	8,500	63,500	0	0	0
		50,500	0	8,500	63,500	0	0	0
		50,500	0	8,500	63,500	0	0	0
		1,020,027	917,895	910,695	965,695	886,495	886,495	886,495

Other Financing Sources

Grand Total Revenues

Expenditures

Personnel

Salaries

702010	Salaries Regular	1,127,747	1,300,601	1,305,166	1,265,166	1,387,131	1,387,131	1,387,131
702030	Holiday	38,005	0	0	0	0	0	0
702050	Annual Leave	49,863	0	0	0	0	0	0
702080	Sick Leave	15,518	0	0	0	0	0	0
702100	Retroactive	303	0	0	0	0	0	0

Department:	Public Services	OAKLAND COUNTY, MICHIGAN						
Organization:	10708 - Animal Control							
Fund:	10100 - General							
		FY2015 AND FY2016 AND FY2017 Adopted Budget						

Account Number/Description	FY 2013 Actual	FY 2014			FY 2015 Adopted	FY 2016 Adopted	FY 2017 Adopted
		Adopted Budget	Amended Budget As Of 6/30	Estimated Actual			
702140 Other Miscellaneous Salaries	18,881	0	0	0	0	0	0
702200 Death Leave	123	0	0	0	0	0	0
712020 Overtime	43,800	74,192	74,192	74,192	74,192	74,192	74,192
712040 Holiday Overtime	2,154	6,428	6,428	6,428	6,428	6,428	6,428
712090 On Call	21,068	31,807	31,807	31,807	31,807	31,807	31,807
	1,317,462	1,413,028	1,417,593	1,377,593	1,499,558	1,499,558	1,499,558
<u>Fringe Benefits</u>							
722750 Workers Compensation	11,355	11,114	11,146	11,146	12,363	12,363	12,363
722760 Group Life	2,554	2,857	2,856	2,856	3,054	3,054	3,054
722770 Retirement	339,677	342,206	342,069	327,069	296,747	296,747	296,747
722780 Hospitalization	218,855	260,149	259,985	259,985	263,827	263,827	263,827
722790 Social Security	73,590	76,389	76,383	76,383	81,475	81,475	81,475
722800 Dental	16,247	18,205	18,205	18,205	21,151	21,151	21,151
722810 Disability	11,131	13,435	13,427	13,427	14,323	14,323	14,323
722820 Unemployment Insurance	4,823	4,162	4,161	4,161	4,417	4,417	4,417
722850 Optical	1,593	1,851	1,851	1,851	2,064	2,064	2,064
722900 Fringe Benefit Adjustments	0	48,344	48,749	3,749	40,116	40,116	40,116
	679,826	778,712	778,832	718,832	739,537	739,537	739,537
Personnel	1,997,288	2,191,740	2,196,425	2,096,425	2,239,095	2,239,095	2,239,095
<u>Operating Expenses</u>							
<u>Contractual Services</u>							
730240 Cash Shortage	133	0	0	0	0	0	0
730247 Charge Card Fee	2,835	2,000	2,000	2,000	2,000	2,000	2,000
730436 Damage By Dogs	0	400	400	400	400	400	400
730611 Employees Medical Exams	936	0	0	0	0	0	0
730617 Employees Rabies Vaccines	0	3,000	3,000	3,000	3,000	3,000	3,000
730646 Equipment Maintenance	4,533	2,826	2,826	2,826	2,826	2,826	2,826
731213 Membership Dues	86	200	200	200	200	200	200
731346 Personal Mileage	0	348	348	348	348	348	348
731388 Printing	8,865	9,225	9,225	9,225	9,225	9,225	9,225
731458 Professional Services	31,002	5,150	5,150	5,150	5,150	5,150	5,150
731818 Special Event Program	9,632	5,000	8,500	8,500	5,000	5,000	5,000
731941 Training	0	5,000	5,000	5,000	5,000	5,000	5,000
732018 Travel and Conference	3,117	1,500	1,500	1,500	1,500	1,500	1,500
732020 Travel Employee Taxable Meals	41	0	0	0	0	0	0
732060 Uniform Cleaning	474	576	576	576	576	576	576
732165 Workshops and Meeting	31	0	0	0	0	0	0
	61,683	35,225	38,725	38,725	35,225	35,225	35,225

Department:	Public Services	OAKLAND COUNTY, MICHIGAN						
Organization:	10708 - Animal Control							
Fund:	10100 - General							
		FY2015 AND FY2016 AND FY2017 Adopted Budget						

Account Number/Description	FY 2013 Actual	FY 2014			FY 2015 Adopted	FY 2016 Adopted	FY 2017 Adopted
		Adopted Budget	Amended Budget As Of 6/30	Estimated Actual			
Commodities							
750014	Animal Supplies	48,513	19,250	24,250	24,250	19,250	19,250
750063	Custodial Supplies	6,719	10,000	10,000	10,000	10,000	10,000
750070	Deputy Supplies	3,025	9,000	9,000	9,000	9,000	9,000
750231	Housekeeping and Janitor Exp	9,353	8,000	8,000	8,000	8,000	8,000
750301	Medical Supplies	104,938	80,000	80,000	80,000	80,000	80,000
750392	Metered Postage	15,648	17,905	17,905	17,905	17,905	17,905
750399	Office Supplies	6,971	4,128	4,128	4,128	4,128	4,128
750448	Postage-Standard Mailing	40	0	0	0	0	0
750532	Tax Collection Supplies	5,185	2,806	2,806	2,806	2,806	2,806
750581	Uniforms	2,268	3,783	3,783	3,783	3,783	3,783
		202,661	154,872	159,872	159,872	154,872	154,872
Capital Outlay							
760126	Capital Outlay Miscellaneous	4,189	0	0	0	0	0
		4,189	0	0	0	0	0
Operating Expenses		268,533	190,097	198,597	198,597	190,097	190,097
Internal Support							
Internal Services							
770631	Bldg Space Cost Allocation	447,401	535,451	535,451	535,451	437,529	522,362
770667	Convenience Copier	2,326	3,509	3,509	3,509	0	0
772618	Equipment Rental	1,930	1,930	1,930	1,930	1,930	1,930
773535	Info Tech CLEMIS	14,144	13,898	13,898	13,898	14,646	15,188
773630	Info Tech Development	164,965	0	177,149	177,149	0	0
774636	Info Tech Operations	70,634	73,746	73,746	73,746	70,801	70,801
774637	Info Tech Managed Print Svcs	0	0	0	0	8,037	8,037
774677	Insurance Fund	4,421	4,566	4,566	4,566	4,421	4,421
775754	Maintenance Department Charges	7,051	0	20,125	20,125	0	0
776659	Motor Pool Fuel Charges	61,759	49,795	49,795	49,795	59,945	76,372
776661	Motor Pool	142,340	131,828	131,828	131,828	140,474	140,474
777560	Radio Communications	11,100	11,835	11,835	11,835	10,811	10,811
778675	Telephone Communications	17,893	16,329	16,329	16,329	15,549	15,549
		945,964	842,887	1,040,161	1,040,161	764,143	863,746
Internal Support		945,964	842,887	1,040,161	1,040,161	764,143	863,746
Grand Total Expenditures		3,211,784	3,224,724	3,435,183	3,335,183	3,193,335	3,295,137

County of Oakland
 Animal Care Center
 Adoption Fees
 FY 2015, FY 2016, and FY 2017 Adopted Budget

Kittens (Under 4 months)

Adoption Fee	\$	40.00
Vaccinations	\$	15.00
Sterilization Fee	\$	50.00
Cat Registration	\$	7.50
<hr/>		
Total	\$	112.50

Puppies (under 4 months)

Adoption Fee	\$	47.00
Vaccinations	\$	17.00
Sterilization Fee	\$	50.00
<hr/>		
Total	\$	114.00

Cats (4 months and over)

Adoption Fee	\$	40.00
Vaccinations	\$	30.00
Sterilization Fee	\$	50.00
Cat Registration	\$	7.50
<hr/>		
Total	\$	127.50

Dogs (4 months and over)

License Fee	\$	7.50
Adoption Fee	\$	47.00
Vaccinations	\$	32.00
Sterilization Fee	\$	50.00
<hr/>		
Total	\$	136.50

Department:	Public Services	OAKLAND COUNTY, MICHIGAN
Organization:	10709 - Circuit Court Probation	
Fund:	10100 - General	
		FY2015 AND FY2016 AND FY2017 Adopted Budget

Account Number/Description	FY 2013 Actual	FY 2014			FY 2015 Adopted	FY 2016 Adopted	FY 2017 Adopted
		Adopted Budget	Amended Budget As Of 6/30	Estimated Actual			

Grand Total Revenues

0

Expenditures

Operating Expenses

Contractual Services

730646	Equipment Maintenance	265	1,130	1,130	1,130	1,130	1,130	1,130
730982	Interpreter Fees	0	375	375	375	375	375	375
731388	Printing	0	5,851	5,851	5,851	5,851	5,851	5,851
		265	7,356	7,356	7,356	7,356	7,356	7,356

Commodities

750392	Metered Postage	6,649	7,677	7,677	7,677	7,677	7,677	7,677
750399	Office Supplies	38,835	39,293	39,293	39,293	39,293	39,293	39,293
		45,484	46,970	46,970	46,970	46,970	46,970	46,970

Operating Expenses

Internal Support

Internal Services

770631	Bldg Space Cost Allocation	378,142	438,034	438,034	438,034	367,196	436,546	438,391
770667	Convenience Copier	20,449	24,424	24,424	24,424	0	0	0
774636	Info Tech Operations	39,808	42,205	42,205	42,205	42,134	42,134	42,134
774637	Info Tech Managed Print Svcs	0	0	0	0	5,041	5,041	5,041
775754	Maintenance Department Charges	4,214	0	4,275	4,275	0	0	0
778675	Telephone Communications	53,436	57,698	57,698	57,698	51,723	51,723	51,723
		496,048	562,361	566,636	566,636	466,094	535,444	537,289

Internal Support

Grand Total Expenditures

		496,048	562,361	566,636	566,636	466,094	535,444	537,289
		541,798	616,687	620,962	620,962	520,420	589,770	591,615

Department:	109 - Econ Dev and Comm Affairs	OAKLAND COUNTY, MICHIGAN					
General Fund / General Purpose		FY2015 AND FY2016 AND FY2017 Adopted Budget					

Account Number/Description	FY 2013 Actual	FY 2014			FY 2015 Adopted	FY 2016 Adopted	FY 2017 Adopted	
		Adopted Budget	Amended Budget As Of 6/30	Estimated Actual				
Revenues								
Revenue								
Federal Grants								
	0	0	0	0	0	0	0	
Charges for Services								
630098	Application and Admin Fee	0	0	5,000	5,000	0	0	0
630588	Economic Development Fees	60,000	60,000	60,000	15,000	60,000	60,000	60,000
631757	Registration Fees	99,960	19,800	31,800	33,222	19,800	19,800	19,800
631827	Reimb General	156,792	202,351	202,351	91,717	214,100	231,234	249,976
631869	Reimb Salaries	9,400	0	0	0	0	0	0
632002	Sale of Maps	58,489	50,000	50,000	25,645	50,000	50,000	50,000
632065	Seminars/Conferences	186,305	109,500	109,500	103,385	9,500	9,500	9,500
		570,947	441,651	458,651	273,969	353,400	370,534	389,276
Contributions								
650104	Contributions Operating	17,819	0	0	18,526	0	0	0
650301	Donations	24,000	43,700	43,700	27,000	168,240	168,240	168,240
		41,819	43,700	43,700	45,526	168,240	168,240	168,240
Other Revenues								
		0	0	0	0	0	0	0
Revenue		612,766	485,351	502,351	319,495	521,640	538,774	557,516
Grand Total Revenues		612,766	485,351	502,351	319,495	521,640	538,774	557,516

Expenditures

Personnel								
Salaries								
702010	Salaries Regular	2,418,703	3,067,167	3,088,021	1,910,479	3,218,333	3,218,333	3,218,333
702030	Holiday	118,578	0	0	82,095	0	0	0
702050	Annual Leave	164,643	0	0	84,656	0	0	0
702080	Sick Leave	53,633	0	0	28,923	0	0	0
702100	Retroactive	3,661	0	0	1,499	0	0	0
702120	Jury Duty	192	0	0	282	0	0	0
702140	Other Miscellaneous Salaries	21,500	0	0	0	0	0	0
702200	Death Leave	2,875	0	0	628	0	0	0
702240	Salary Adjustments	0	17,020	17,020	0	17,020	17,020	17,020
712020	Overtime	1,175	0	0	0	0	0	0
		2,784,961	3,084,187	3,105,041	2,108,562	3,235,353	3,235,353	3,235,353

Fringe Benefits

Department:	109 - Econ Dev and Comm Affairs	OAKLAND COUNTY, MICHIGAN						
General Fund / General Purpose		FY2015 AND FY2016 AND FY2017 Adopted Budget						

Account Number/Description	FY 2013 Actual	FY 2014			FY 2015 Adopted	FY 2016 Adopted	FY 2017 Adopted
		Adopted Budget	Amended Budget As Of 6/30	Estimated Actual			
722750 Workers Compensation	11,031	12,487	12,487	8,702	13,024	13,024	13,024
722760 Group Life	7,919	9,124	9,124	6,315	9,482	9,482	9,482
722770 Retirement	968,462	1,054,835	1,054,835	732,516	894,484	894,484	894,484
722780 Hospitalization	526,260	622,446	622,446	391,618	590,680	590,680	590,680
722790 Social Security	196,173	227,586	227,586	152,302	236,942	236,942	236,942
722800 Dental	37,136	42,759	42,759	28,633	44,262	44,262	44,262
722810 Disability	36,164	42,965	42,965	27,482	44,642	44,642	44,642
722820 Unemployment Insurance	10,202	9,781	9,781	6,757	10,263	10,263	10,263
722850 Optical	3,136	3,897	3,897	2,553	4,124	4,124	4,124
722900 Fringe Benefit Adjustments	0	(1,109)	1,038	0	(6,295)	(6,295)	(6,295)
	1,796,482	2,024,771	2,026,918	1,356,878	1,841,608	1,841,608	1,841,608
Personnel	4,581,443	5,108,958	5,131,959	3,465,440	5,076,961	5,076,961	5,076,961

Operating Expenses

Contractual Services

730037 Adj Prior Years Exp	36,555	0	0	0	0	0	0
730072 Advertising	116,664	111,352	147,352	132,270	131,670	132,003	132,353
730205 Business Recruitment	189,809	151,680	151,680	120,109	151,680	151,680	151,680
730226 Car Allowance	0	1,500	1,500	0	1,500	1,500	1,500
730247 Charge Card Fee	344	900	900	789	900	900	900
730324 Communications	0	500	500	0	500	500	500
730373 Contracted Services	5,006	0	0	1,357	0	0	0
730646 Equipment Maintenance	229	500	500	127	500	500	500
730772 Freight and Express	2,277	7,140	7,140	103	7,140	7,140	7,140
730982 Interpreter Fees	1,671	0	0	238	0	0	0
731073 Legal Services	0	5,000	5,000	0	5,000	5,000	5,000
731115 Licenses and Permits	100	0	0	140	0	0	0
731213 Membership Dues	61,015	59,320	59,320	60,149	171,320	171,320	171,320
731234 Misc Expenses-Donations	0	0	0	4,800	0	0	0
731241 Miscellaneous	1,375	0	0	1,695	0	0	0
731338 Pension Contribution Exp	0	0	0	14	0	0	0
731339 Periodicals Books Publ Sub	4,030	10,000	10,000	2,423	10,000	10,000	10,000
731346 Personal Mileage	37,569	49,593	49,593	32,017	49,628	49,664	49,702
731388 Printing	24,632	108,736	148,736	12,338	109,007	109,292	109,592
731458 Professional Services	566,753	660,594	802,725	477,650	708,042	723,068	739,597
731507 Public Notices	0	0	5,000	0	0	0	0
731780 Software Support Maintenance	67,548	44,000	44,000	39,954	44,000	44,000	44,000
731941 Training	390	0	0	703	0	0	0
732018 Travel and Conference	30,290	42,900	42,900	19,078	42,900	42,900	42,900
732165 Workshops and Meeting	130,670	152,316	164,316	112,188	152,385	152,458	152,534
	1,276,927	1,406,031	1,641,162	1,018,142	1,586,172	1,601,925	1,619,218

Department:	109 - Econ Dev and Comm Affairs	OAKLAND COUNTY, MICHIGAN					
General Fund / General Purpose		FY2015 AND FY2016 AND FY2017 Adopted Budget					

Account Number/Description	FY 2013 Actual	FY 2014			FY 2015 Adopted	FY 2016 Adopted	FY 2017 Adopted	
		Adopted Budget	Amended Budget As Of 6/30	Estimated Actual				
Commodities								
750049	Computer Supplies	1,448	2,570	2,570	1,459	2,570	2,570	2,570
750091	Drafting Supplies and Maps	13,266	22,500	22,500	9,252	22,500	22,500	22,500
750119	Dry Goods and Clothing	21,306	10,500	10,500	9,777	10,500	10,500	10,500
750154	Expendable Equipment	888	0	0	820	1,700	1,700	1,700
750168	FA Proprietary Equipment Exp	0	1,700	1,700	0	0	0	0
750259	Information Supplies	0	5,617	5,617	0	5,698	5,783	5,872
750392	Metered Postage	8,766	10,920	10,920	10,427	10,920	10,920	10,920
750399	Office Supplies	15,842	19,976	19,976	8,713	20,045	20,118	20,194
750427	Photographic Supplies	579	1,100	1,100	39	1,100	1,100	1,100
750476	Recreation Supplies	10,000	0	0	0	0	0	0
750511	Special Event Supplies	34,075	0	0	12,854	0	0	0
		106,170	74,883	74,883	53,341	75,033	75,191	75,356
Operating Expenses		1,383,097	1,480,914	1,716,045	1,071,483	1,661,205	1,677,116	1,694,574
Internal Support								
Internal Services								
770631	Bldg Space Cost Allocation	324,868	398,283	398,283	298,712	333,011	395,904	397,578
770667	Convenience Copier	5,915	8,957	8,957	149	0	0	0
772618	Equipment Rental	2,170	2,170	2,170	1,628	2,170	2,170	2,170
773630	Info Tech Development	126,762	0	72,373	72,373	0	0	0
774636	Info Tech Operations	421,045	429,797	429,797	312,097	437,879	437,879	437,879
774637	Info Tech Managed Print Svcs	0	0	0	8,706	21,799	21,799	21,799
774677	Insurance Fund	3,469	2,765	2,765	2,073	2,765	2,765	2,765
775754	Maintenance Department Charges	10,656	0	8,077	8,077	0	0	0
776661	Motor Pool	1,247	2,368	2,368	1,649	1,243	1,243	1,243
778675	Telephone Communications	64,433	65,078	65,078	52,917	71,793	71,793	71,793
		960,566	909,418	989,868	758,381	870,660	933,553	935,227
Internal Support		960,566	909,418	989,868	758,381	870,660	933,553	935,227
Transfers/Other Sources (Uses)								
Transfers Out								
788001	Transfers Out	332,129	0	0	0	0	0	0
		332,129	0	0	0	0	0	0
Transfers/Other Sources (Uses)		332,129	0	0	0	0	0	0
Grand Total Expenditures		7,257,235	7,499,290	7,837,872	5,295,304	7,608,826	7,687,630	7,706,762

Department:	Economic Development and Comm.	OAKLAND COUNTY, MICHIGAN
Organization:	10901 - Economic Dev and Comm Affairs	
Fund:	10100 - General	
		FY2015 AND FY2016 AND FY2017 Adopted Budget

Account Number/Description	FY 2013 Actual	FY 2014			FY 2015 Adopted	FY 2016 Adopted	FY 2017 Adopted
		Adopted Budget	Amended Budget As Of 6/30	Estimated Actual			

Revenues

Revenue

Charges for Services

631757	Registration Fees	35,472	0	0	5,204	0	0	0
631869	Reimb Salaries	9,400	0	0	0	0	0	0
632065	Seminars/Conferences	42,500	0	0	0	0	0	0
		<u>87,372</u>	<u>0</u>	<u>0</u>	<u>5,204</u>	<u>0</u>	<u>0</u>	<u>0</u>

Contributions

650104	Contributions Operating	17,819	0	0	18,526	0	0	0
650301	Donations	24,000	21,000	21,000	24,000	24,000	24,000	24,000
		<u>41,819</u>	<u>21,000</u>	<u>21,000</u>	<u>42,526</u>	<u>24,000</u>	<u>24,000</u>	<u>24,000</u>

Revenue		129,191	21,000	21,000	47,730	24,000	24,000	24,000
Grand Total Revenues		129,191	21,000	21,000	47,730	24,000	24,000	24,000

Expenditures

Personnel

Salaries

702010	Salaries Regular	692,124	735,310	746,644	475,983	784,560	784,560	784,560
702030	Holiday	27,002	0	0	0	0	0	0
702050	Annual Leave	27,510	0	0	0	0	0	0
702080	Sick Leave	9,766	0	0	0	0	0	0
702100	Retroactive	6	0	0	0	0	0	0
702140	Other Miscellaneous Salaries	4,500	0	0	0	0	0	0
702200	Death Leave	714	0	0	0	0	0	0
712020	Overtime	803	0	0	0	0	0	0
		<u>762,425</u>	<u>735,310</u>	<u>746,644</u>	<u>475,983</u>	<u>784,560</u>	<u>784,560</u>	<u>784,560</u>

Fringe Benefits

722750	Workers Compensation	1,696	1,645	1,645	1,067	1,699	1,699	1,699
722760	Group Life	2,119	2,180	2,180	1,443	2,205	2,205	2,205
722770	Retirement	259,502	258,003	258,003	164,635	207,090	207,090	207,090
722780	Hospitalization	113,081	122,795	122,795	69,742	109,507	109,507	109,507
722790	Social Security	52,000	53,932	53,932	34,179	54,735	54,735	54,735
722800	Dental	8,458	9,190	9,190	5,729	9,101	9,101	9,101
722810	Disability	9,478	10,275	10,275	6,374	10,393	10,393	10,393
722820	Unemployment Insurance	2,795	2,351	2,351	1,525	2,424	2,424	2,424
722850	Optical	682	728	728	494	845	845	845

Department:	Economic Development and Comm.	OAKLAND COUNTY, MICHIGAN					
Organization:	10901 - Economic Dev and Comm Affairs						
Fund:	10100 - General						
		FY2015 AND FY2016 AND FY2017 Adopted Budget					

Account Number/Description	FY 2013 Actual	FY 2014			FY 2015 Adopted	FY 2016 Adopted	FY 2017 Adopted
		Adopted Budget	Amended Budget As Of 6/30	Estimated Actual			
722900 Fringe Benefit Adjustments	0	0	1,167	0	21,762	21,762	21,762
	449,811	461,099	462,266	285,188	419,761	419,761	419,761
Personnel	1,212,236	1,196,409	1,208,910	761,171	1,204,321	1,204,321	1,204,321
Operating Expenses							
Contractual Services							
730072 Advertising	95,569	65,000	85,000	64,110	85,000	85,000	85,000
730205 Business Recruitment	448	0	0	125	0	0	0
730324 Communications	0	250	250	0	250	250	250
730373 Contracted Services	504	0	0	0	0	0	0
730646 Equipment Maintenance	175	0	0	0	0	0	0
730772 Freight and Express	324	0	0	0	0	0	0
730982 Interpreter Fees	0	0	0	163	0	0	0
731213 Membership Dues	41,450	36,820	36,820	28,115	36,820	36,820	36,820
731241 Miscellaneous	1,375	0	0	0	0	0	0
731338 Pension Contribution Exp	0	0	0	14	0	0	0
731339 Periodicals Books Publ Sub	1,658	7,000	7,000	1,255	7,000	7,000	7,000
731346 Personal Mileage	7,943	15,660	15,660	6,171	15,660	15,660	15,660
731388 Printing	4,827	22,908	22,908	1,124	22,908	22,908	22,908
731458 Professional Services	138,921	166,984	166,984	149,940	166,984	166,984	166,984
731780 Software Support Maintenance	0	0	0	6,995	0	0	0
731941 Training	390	0	0	199	0	0	0
732018 Travel and Conference	2,455	12,400	12,400	2,889	12,400	12,400	12,400
732165 Workshops and Meeting	60,474	9,000	9,000	6,390	9,000	9,000	9,000
	356,513	336,022	356,022	267,490	356,022	356,022	356,022
Commodities							
750049 Computer Supplies	189	0	0	0	0	0	0
750091 Drafting Supplies and Maps	60	0	0	0	0	0	0
750119 Dry Goods and Clothing	7,561	0	0	0	0	0	0
750154 Expendable Equipment	836	0	0	517	0	0	0
750392 Metered Postage	250	0	0	0	0	0	0
750399 Office Supplies	3,142	2,000	2,000	1,567	2,000	2,000	2,000
750427 Photographic Supplies	0	200	200	0	200	200	200
750511 Special Event Supplies	11,064	0	0	566	0	0	0
	23,102	2,200	2,200	2,650	2,200	2,200	2,200
Operating Expenses	379,615	338,222	358,222	270,140	358,222	358,222	358,222
Internal Support							
Internal Services							
770631 Bldg Space Cost Allocation	35,278	41,529	41,529	31,147	35,014	41,627	41,803

Department:	Economic Development and Comm.	OAKLAND COUNTY, MICHIGAN
Organization:	10901 - Economic Dev and Comm Affairs	
Fund:	10100 - General	
		FY2015 AND FY2016 AND FY2017 Adopted Budget

Account Number/Description	FY 2013 Actual	FY 2014			FY 2015 Adopted	FY 2016 Adopted	FY 2017 Adopted
		Adopted Budget	Amended Budget As Of 6/30	Estimated Actual			
773630 Info Tech Development	108,854	0	68,841	68,841	0	0	0
774636 Info Tech Operations	10,172	11,442	11,442	9,319	10,064	10,064	10,064
774677 Insurance Fund	1,270	1,271	1,271	953	1,271	1,271	1,271
775754 Maintenance Department Charges	4,765	0	2,293	2,293	0	0	0
776661 Motor Pool	1,247	2,368	2,368	1,649	1,243	1,243	1,243
778675 Telephone Communications	5,929	6,034	6,034	5,865	8,175	8,175	8,175
	<u>167,515</u>	<u>62,644</u>	<u>133,778</u>	<u>120,067</u>	<u>55,767</u>	<u>62,380</u>	<u>62,556</u>
Internal Support	167,515	62,644	133,778	120,067	55,767	62,380	62,556
Grand Total Expenditures	1,759,366	1,597,275	1,700,910	1,151,378	1,618,310	1,624,923	1,625,099

Department:	Economic Development and Comm.	OAKLAND COUNTY, MICHIGAN
Organization:	10902 - Planning and Economic Dev	
Fund:	10100 - General	
		FY2015 AND FY2016 AND FY2017 Adopted Budget

Account Number/Description	FY 2013 Actual	FY 2014			FY 2015 Adopted	FY 2016 Adopted	FY 2017 Adopted
		Adopted Budget	Amended Budget As Of 6/30	Estimated Actual			

Revenues

Revenue

Federal Grants

	0	0	0	0	0	0	0
--	---	---	---	---	---	---	---

Charges for Services

630098	Application and Admin Fee	0	0	5,000	5,000	0	0	0
630588	Economic Development Fees	60,000	60,000	60,000	15,000	60,000	60,000	60,000
631757	Registration Fees	64,488	19,800	31,800	28,018	19,800	19,800	19,800
631827	Reimb General	156,792	202,351	202,351	91,717	214,100	231,234	249,976
632002	Sale of Maps	58,489	50,000	50,000	25,645	50,000	50,000	50,000
632065	Seminars/Conferences	143,805	109,500	109,500	103,385	9,500	9,500	9,500
		483,575	441,651	458,651	268,765	353,400	370,534	389,276

Contributions

650301	Donations	0	22,700	22,700	3,000	144,240	144,240	144,240
		0	22,700	22,700	3,000	144,240	144,240	144,240

Other Revenues

	0	0	0	0	0	0	0
--	---	---	---	---	---	---	---

Revenue	483,575	464,351	481,351	271,765	497,640	514,774	533,516
Grand Total Revenues	483,575	464,351	481,351	271,765	497,640	514,774	533,516

Expenditures

Personnel

Salaries

702010	Salaries Regular	1,678,178	2,331,857	2,341,377	1,434,496	2,433,773	2,433,773	2,433,773
702030	Holiday	88,963	0	0	82,095	0	0	0
702050	Annual Leave	133,756	0	0	84,656	0	0	0
702080	Sick Leave	42,764	0	0	28,923	0	0	0
702100	Retroactive	3,655	0	0	1,499	0	0	0
702120	Jury Duty	192	0	0	282	0	0	0
702140	Other Miscellaneous Salaries	16,500	0	0	0	0	0	0
702200	Death Leave	2,161	0	0	628	0	0	0
712020	Overtime	372	0	0	0	0	0	0
		1,966,541	2,331,857	2,341,377	1,632,579	2,433,773	2,433,773	2,433,773

Fringe Benefits

722750	Workers Compensation	9,098	10,842	10,842	7,635	11,325	11,325	11,325
722760	Group Life	5,602	6,944	6,944	4,872	7,277	7,277	7,277

Department:	Economic Development and Comm.	OAKLAND COUNTY, MICHIGAN					
Organization:	10902 - Planning and Economic Dev						
Fund:	10100 - General						
		FY2015 AND FY2016 AND FY2017 Adopted Budget					

Account Number/Description	FY 2013 Actual	FY 2014			FY 2015 Adopted	FY 2016 Adopted	FY 2017 Adopted
		Adopted Budget	Amended Budget As Of 6/30	Estimated Actual			
722770 Retirement	686,929	796,832	796,832	567,881	687,394	687,394	687,394
722780 Hospitalization	393,301	499,651	499,651	321,876	481,173	481,173	481,173
722790 Social Security	140,049	173,654	173,654	118,123	182,207	182,207	182,207
722800 Dental	27,215	33,569	33,569	22,904	35,161	35,161	35,161
722810 Disability	25,752	32,690	32,690	21,108	34,249	34,249	34,249
722820 Unemployment Insurance	7,202	7,430	7,430	5,232	7,839	7,839	7,839
722850 Optical	2,370	3,169	3,169	2,059	3,279	3,279	3,279
722900 Fringe Benefit Adjustments	0	(9,709)	(8,729)	0	(36,657)	(36,657)	(36,657)
	1,297,519	1,555,072	1,556,052	1,071,690	1,413,247	1,413,247	1,413,247
	3,264,059	3,886,929	3,897,429	2,704,269	3,847,020	3,847,020	3,847,020

Personnel

Operating Expenses

Contractual Services

730037 Adj Prior Years Exp	36,555	0	0	0	0	0	0
730072 Advertising	21,095	46,352	62,352	68,160	46,670	47,003	47,353
730205 Business Recruitment	189,361	151,680	151,680	119,984	151,680	151,680	151,680
730226 Car Allowance	0	1,500	1,500	0	1,500	1,500	1,500
730247 Charge Card Fee	344	900	900	789	900	900	900
730324 Communications	0	250	250	0	250	250	250
730373 Contracted Services	4,501	0	0	1,357	0	0	0
730646 Equipment Maintenance	54	500	500	127	500	500	500
730772 Freight and Express	1,953	7,140	7,140	103	7,140	7,140	7,140
730982 Interpreter Fees	1,671	0	0	75	0	0	0
731073 Legal Services	0	5,000	5,000	0	5,000	5,000	5,000
731115 Licenses and Permits	100	0	0	140	0	0	0
731213 Membership Dues	19,565	22,500	22,500	32,034	134,500	134,500	134,500
731234 Misc Expenses-Donations	0	0	0	4,800	0	0	0
731241 Miscellaneous	0	0	0	1,695	0	0	0
731339 Periodicals Books Publ Sub	2,372	3,000	3,000	1,168	3,000	3,000	3,000
731346 Personal Mileage	29,626	33,933	33,933	25,846	33,968	34,004	34,042
731388 Printing	19,805	85,828	125,828	11,214	86,099	86,384	86,684
731458 Professional Services	427,831	493,610	635,741	327,710	541,058	556,084	572,613
731507 Public Notices	0	0	5,000	0	0	0	0
731780 Software Support Maintenance	67,548	44,000	44,000	32,959	44,000	44,000	44,000
731941 Training	0	0	0	504	0	0	0
732018 Travel and Conference	27,834	30,500	30,500	16,189	30,500	30,500	30,500
732165 Workshops and Meeting	70,196	143,316	155,316	105,798	143,385	143,458	143,534
	920,414	1,070,009	1,285,140	750,652	1,230,150	1,245,903	1,263,196

Commodities

750049 Computer Supplies	1,259	2,570	2,570	1,459	2,570	2,570	2,570
--------------------------	-------	-------	-------	-------	-------	-------	-------

Department:	Economic Development and Comm.	OAKLAND COUNTY, MICHIGAN
Organization:	10902 - Planning and Economic Dev	
Fund:	10100 - General	
		FY2015 AND FY2016 AND FY2017 Adopted Budget

Account Number/Description	FY 2013 Actual	FY 2014			FY 2015 Adopted	FY 2016 Adopted	FY 2017 Adopted
		Adopted Budget	Amended Budget As Of 6/30	Estimated Actual			
750091 Drafting Supplies and Maps	13,206	22,500	22,500	9,252	22,500	22,500	22,500
750119 Dry Goods and Clothing	13,745	10,500	10,500	9,777	10,500	10,500	10,500
750154 Expendable Equipment	51	0	0	303	1,700	1,700	1,700
750168 FA Proprietary Equipment Exp	0	1,700	1,700	0	0	0	0
750259 Information Supplies	0	5,617	5,617	0	5,698	5,783	5,872
750392 Metered Postage	8,516	10,920	10,920	10,427	10,920	10,920	10,920
750399 Office Supplies	12,700	17,976	17,976	7,146	18,045	18,118	18,194
750427 Photographic Supplies	579	900	900	39	900	900	900
750476 Recreation Supplies	10,000	0	0	0	0	0	0
750511 Special Event Supplies	23,011	0	0	12,288	0	0	0
	83,068	72,683	72,683	50,691	72,833	72,991	73,156
Operating Expenses	1,003,482	1,142,692	1,357,823	801,343	1,302,983	1,318,894	1,336,352
Internal Support							
Internal Services							
770631 Bldg Space Cost Allocation	289,590	356,754	356,754	267,565	297,997	354,277	355,775
770667 Convenience Copier	5,915	8,957	8,957	149	0	0	0
772618 Equipment Rental	2,170	2,170	2,170	1,628	2,170	2,170	2,170
773630 Info Tech Development	17,909	0	3,532	3,532	0	0	0
774636 Info Tech Operations	410,873	418,355	418,355	302,778	427,815	427,815	427,815
774637 Info Tech Managed Print Svcs	0	0	0	8,706	21,799	21,799	21,799
774677 Insurance Fund	2,199	1,494	1,494	1,120	1,494	1,494	1,494
775754 Maintenance Department Charges	5,892	0	5,784	5,784	0	0	0
778675 Telephone Communications	58,504	59,044	59,044	47,052	63,618	63,618	63,618
	793,051	846,774	856,090	638,314	814,893	871,173	872,671
Internal Support	793,051	846,774	856,090	638,314	814,893	871,173	872,671
Grand Total Expenditures	5,060,592	5,876,395	6,111,342	4,143,926	5,964,896	6,037,087	6,056,043

Department:	Economic Development and Comm.	OAKLAND COUNTY, MICHIGAN
Organization:	10906 - Comm and Home Impr Admin	
Fund:	10100 - General	
		FY2015 AND FY2016 AND FY2017 Adopted Budget

Account Number/Description	FY 2013 Actual	FY 2014			FY 2015 Adopted	FY 2016 Adopted	FY 2017 Adopted
		Adopted Budget	Amended Budget As Of 6/30	Estimated Actual			

Grand Total Revenues 0

Expenditures

Personnel								
Salaries								
702010	Salaries Regular	48,401	0	0	0	0	0	0
702030	Holiday	2,613	0	0	0	0	0	0
702050	Annual Leave	3,378	0	0	0	0	0	0
702080	Sick Leave	1,103	0	0	0	0	0	0
702140	Other Miscellaneous Salaries	500	0	0	0	0	0	0
		55,995	0	0	0	0	0	0
Fringe Benefits								
722750	Workers Compensation	237	0	0	0	0	0	0
722760	Group Life	198	0	0	0	0	0	0
722770	Retirement	22,031	0	0	0	0	0	0
722780	Hospitalization	19,877	0	0	0	0	0	0
722790	Social Security	4,125	0	0	0	0	0	0
722800	Dental	1,463	0	0	0	0	0	0
722810	Disability	934	0	0	0	0	0	0
722820	Unemployment Insurance	205	0	0	0	0	0	0
722850	Optical	83	0	0	0	0	0	0
		49,153	0	0	0	0	0	0
		105,148	0	0	0	0	0	0
Personnel								
Operating Expenses								
Contractual Services		0	0	0	0	0	0	0
Operating Expenses		0	0	0	0	0	0	0
Transfers/Other Sources (Uses)								
Transfers Out								
788001	Transfers Out	332,129	0	0	0	0	0	0
		332,129	0	0	0	0	0	0
Transfers/Other Sources (Uses)		332,129	0	0	0	0	0	0
Grand Total Expenditures		437,277	0	0	0	0	0	0

Department:	Economic Development and Comm.	OAKLAND COUNTY, MICHIGAN
Organization:	10907 - Workforce Development	
Fund:	10100 - General	
		FY2015 AND FY2016 AND FY2017 Adopted Budget

Account Number/Description	FY 2013 Actual	FY 2014			FY 2015 Adopted	FY 2016 Adopted	FY 2017 Adopted
		Adopted Budget	Amended Budget As Of 6/30	Estimated Actual			

Grand Total Revenues 0

Expenditures

Personnel							
Salaries							
702240	Salary Adjustments	0	17,020	17,020	0	17,020	17,020
		0	17,020	17,020	0	17,020	17,020
Fringe Benefits							
722900	Fringe Benefit Adjustments	0	8,600	8,600	0	8,600	8,600
		0	8,600	8,600	0	8,600	8,600
Personnel		0	25,620	25,620	0	25,620	25,620
Operating Expenses							
Contractual Services							
		0	0	0	0	0	0
Commodities							
		0	0	0	0	0	0
Operating Expenses		0	0	0	0	0	0
Grand Total Expenditures		0	25,620	25,620	0	25,620	25,620

Department:	901 - Non Departmental	OAKLAND COUNTY, MICHIGAN					
General Fund / General Purpose		FY2015 AND FY2016 AND FY2017 Adopted Budget					

Account Number/Description	FY 2013 Actual	FY 2014			FY 2015 Adopted	FY 2016 Adopted	FY 2017 Adopted
		Adopted Budget	Amended Budget As Of 6/30	Estimated Actual			
Revenues							
Revenue							
Property taxes							
601105	Delinquent Tax Current	0	(989,920)	(989,920)	(989,920)	(989,920)	(989,920)
601208	Delinquent Tax Prior Years	(2,854,542)	98,500	98,500	98,500	98,500	98,500
601311	Delinquent Tax Revolving Fund	5,714,068	0	0	0	0	0
601415	Millage Reduction	0	(1,690,734)	(1,690,734)	(1,752,704)	(1,805,285)	(1,859,443)
601637	Property Tax Levy	197,241,396	208,510,197	208,510,197	216,209,063	224,280,093	231,008,495
601742	Tax Financing Offsets	0	(4,600,000)	(4,600,000)	(4,400,000)	(4,400,000)	(4,400,000)
601851	Trailer Tax	83,556	80,000	80,000	80,000	80,000	80,000
		200,184,478	201,408,043	201,408,043	202,908,043	209,244,939	217,263,388
State Grants							
615359	Child Care Subsidy	13,141,581	14,667,197	14,722,249	13,022,249	14,923,616	14,928,192
615879	State Match Foster Care	0	1,000	1,000	1,000	1,000	1,000
		13,141,581	14,668,197	14,723,249	13,023,249	14,924,616	14,929,192
Other Intergovern. Revenues							
620201	Cigarette Tax Distribution	63,605	64,000	64,000	47,900	48,000	48,000
620302	Convention Facility Liquor Tax	7,577,130	3,640,000	3,640,000	3,640,000	3,640,000	3,640,000
620534	Revenue Sharing	0	0	0	0	10,204,476	16,000,000
620632	State Court Fund Disb PA189	5,149,253	5,500,000	5,500,000	5,050,000	5,200,000	5,200,000
625007	Circuit Court Judge Salary	891,618	866,381	866,381	866,381	866,381	866,381
625313	District Court Judge Salary	468,671	455,990	455,990	455,990	455,990	455,990
626653	Probate Judges Salary	593,955	592,724	592,724	592,724	592,724	592,724
		14,744,232	11,119,095	11,119,095	10,652,995	21,007,571	26,803,095
Charges for Services							
630161	Bond Fees	335	0	0	0	0	0
630315	Commission Public Telephone	980,400	950,000	950,000	950,000	700,000	700,000
630826	Garnishment Fees	636	0	0	0	0	0
630994	Interest and Penalty	5,251	0	0	0	0	0
631106	Licenses	12,000	12,000	12,000	12,000	12,000	12,000
631253	Miscellaneous	206,386	0	0	0	0	0
631330	NSF Check Fees	6,318	0	0	0	0	0
631743	Refunds Miscellaneous	(68)	0	0	0	0	0
631841	Reimb of Employee Compensation	2,686	0	0	0	0	0
		1,213,944	962,000	962,000	962,000	712,000	712,000
Indirect Cost Recovery							
640100	Indirect Cost Recovery	7,610,932	7,700,000	7,700,000	7,700,000	7,800,000	7,900,000
		7,610,932	7,700,000	7,700,000	7,700,000	7,800,000	7,900,000

Department:	901 - Non Departmental	OAKLAND COUNTY, MICHIGAN					
General Fund / General Purpose		FY2015 AND FY2016 AND FY2017 Adopted Budget					

Account Number/Description	FY 2013 Actual	FY 2014			FY 2015 Adopted	FY 2016 Adopted	FY 2017 Adopted
		Adopted Budget	Amended Budget As Of 6/30	Estimated Actual			
Investment Income							
655077	Accrued Interest Adjustments	(217,168)	0	0	0	0	0
655385	Income from Investments	1,968,780	1,800,000	1,800,000	2,500,000	1,800,000	1,800,000
655462	Increase Market Value Invest	(387,136)	0	0	0	0	0
		1,364,476	1,800,000	1,800,000	2,500,000	1,800,000	1,800,000
Planned Use of Fund Balance							
665567	Encum and Approp Carry Forward	0	0	2,471,691	2,471,691	0	0
665882	Planned Use of Balance	0	33,754,856	35,004,071	35,004,071	34,115,409	29,161,407
		0	33,754,856	37,475,762	37,475,762	34,115,409	29,161,407
Other Revenues							
670171	Checks Cancelled	16,175	0	0	0	0	0
670456	Prior Years Adjustments	1,035,150	417,500	417,500	417,500	417,500	417,500
670513	Prior Years Revenue	271,602	0	0	0	0	0
670570	Refund Prior Years Expenditure	1,399,111	0	62,093	62,093	0	0
670627	Sale of Equipment	9,880	0	0	0	0	0
		2,731,918	417,500	479,593	479,593	417,500	417,500
Revenue		240,991,560	271,829,691	275,667,742	275,701,642	289,846,252	298,982,006
Other Financing Sources							
Transfers In							
695500	Transfers In	36,425,804	35,751,111	36,937,353	36,937,353	19,179,378	10,800,000
		36,425,804	35,751,111	36,937,353	36,937,353	19,179,378	10,800,000
Other Financing Sources		36,425,804	35,751,111	36,937,353	36,937,353	19,179,378	10,800,000
Grand Total Revenues		277,417,363	307,580,802	312,605,095	312,638,995	309,025,630	309,782,006

Expenditures

Operating Expenses

Contractual Services

730037	Adj Prior Years Exp	1,025	0	0	0	0	0
730121	Bank Charges	33,891	0	0	0	0	0
730709	Fees - Per Diems	454	0	0	0	0	0
730954	Insurance Surety Bonds	3,370	33,305	33,305	2,505	33,305	33,305
731080	Legislative Expense	0	0	0	0	(27,800)	(27,800)
731136	Logos Trademarks Intellect Prp	20,027	18,000	18,000	19,300	18,000	18,000
731241	Miscellaneous	1,557	300,000	300,000	300,000	300,000	300,000
731577	Refund Prior Years Revenue	366,262	0	0	0	0	0
732046	Uncollectable Accts Receivable	298,768	0	0	0	0	0
		725,355	351,305	351,305	321,805	323,505	323,505

Non-Departmental

Department:	901 - Non Departmental	OAKLAND COUNTY, MICHIGAN					
General Fund / General Purpose		FY2015 AND FY2016 AND FY2017 Adopted Budget					

Account Number/Description	FY 2013 Actual	FY 2014			FY 2015 Adopted	FY 2016 Adopted	FY 2017 Adopted
		Adopted Budget	Amended Budget As Of 6/30	Estimated Actual			
740044 Drain Assessments Current	1,465,021	1,400,000	1,400,000	1,400,000	1,400,000	1,400,000	1,400,000
740082 Interest Expense	0	1,500,000	1,500,000	0	1,500,000	1,500,000	1,500,000
740086 Mental Health Authority	9,620,616	9,620,616	9,620,616	9,620,616	9,620,616	9,620,616	9,620,616
740093 Mich Association of Counties	72,812	73,000	73,000	73,000	73,000	73,000	73,000
740100 National Assoc of Counties	24,697	24,100	24,100	24,100	24,100	24,100	24,100
740135 Road Comm Tri Party	1,820,123	100	2,011,190	2,011,190	100	100	100
740149 SEMCOG	453,130	500,000	500,000	460,000	500,000	500,000	500,000
740160 Substance Abuse Coord Agency	0	0	0	0	5,686,140	1,820,000	1,820,000
740177 Traffic Improvement Assoc	30,000	30,000	30,000	30,000	30,000	30,000	30,000
	13,486,399	13,147,816	15,158,906	13,618,906	18,833,956	14,967,816	14,967,816
Commodities							
750077 Disaster Supplies	3,141	0	0	0	0	0	0
750462 Provisions	0	30,000	30,000	30,000	30,000	30,000	30,000
	3,141	30,000	30,000	30,000	30,000	30,000	30,000
Operating Expenses	14,214,895	13,529,121	15,540,211	13,970,711	19,187,461	15,321,321	15,321,321
Internal Support							
Internal Services							
770631 Bldg Space Cost Allocation	2,058,388	2,158,121	2,158,121	2,158,121	1,554,447	1,848,025	1,855,838
774677 Insurance Fund	214,129	225,913	225,913	292,513	325,187	342,816	339,717
775754 Maintenance Department Charges	0	800,000	291,506	291,506	800,000	800,000	800,000
777599 Service Center Grounds	600,000	500,000	500,000	500,000	500,000	500,000	500,000
	2,872,517	3,684,034	3,175,540	3,242,140	3,179,634	3,490,841	3,495,555
Internal Support	2,872,517	3,684,034	3,175,540	3,242,140	3,179,634	3,490,841	3,495,555
Transfers/Other Sources (Uses)							
Transfers Out							
788001 Transfers Out	29,286,287	37,083,328	38,541,510	38,541,510	40,460,215	34,076,997	32,551,449
	29,286,287	37,083,328	38,541,510	38,541,510	40,460,215	34,076,997	32,551,449
Transfers/Other Sources (Uses)	29,286,287	37,083,328	38,541,510	38,541,510	40,460,215	34,076,997	32,551,449
Grand Total Expenditures	46,373,699	54,296,483	57,257,261	55,754,361	62,827,310	52,889,159	51,368,325

Department:	909 - Non Departmental Transfers	OAKLAND COUNTY, MICHIGAN					
General Fund / General Purpose		FY2015 AND FY2016 AND FY2017 Adopted Budget					

Account Number/Description	FY 2013 Actual	FY 2014			FY 2015 Adopted	FY 2016 Adopted	FY 2017 Adopted
		Adopted Budget	Amended Budget As Of 6/30	Estimated Actual			

Revenues

Other Financing Sources

Transfers In

695500	Transfers In	16,349,671	22,668,196	22,838,450	22,838,450	22,748,833	22,924,615	22,929,192
		16,349,671	22,668,196	22,838,450	22,838,450	22,748,833	22,924,615	22,929,192
Other Financing Sources		16,349,671	22,668,196	22,838,450	22,838,450	22,748,833	22,924,615	22,929,192
Grand Total Revenues		16,349,671	22,668,196	22,838,450	22,838,450	22,748,833	22,924,615	22,929,192

Expenditures

Operating Expenses

Contractual Services

730359	Contingency	0	258,305	110,720	110,720	254,405	295,000	295,000
730800	Grant Match	0	1,160,000	867,574	867,574	1,160,000	1,160,000	1,160,000
731080	Legislative Expense	0	36,400	0	0	36,400	36,400	36,400
		0	1,454,705	978,294	978,294	1,450,805	1,491,400	1,491,400

Non-Departmental

740037	Classification and Rate Change	0	106,733	47,115	47,115	329,954	329,954	329,954
740058	Emergency Salaries Reserve	0	1,310,000	1,154,397	1,154,397	831,000	831,000	831,000
740065	Fringe Benefit Reserve	0	0	0	0	0	3,240,500	5,989,500
740114	Overtime Reserve	0	53,000	53,000	53,000	53,000	53,000	53,000
740142	Salary Adjustment Reserve	0	0	0	0	0	3,199,000	4,830,500
740145	Security Reserve	0	0	0	0	2,919,904	2,919,904	2,919,904
740163	Summer Employees Reserve	0	250,000	250,000	250,000	250,000	250,000	250,000
		0	1,719,733	1,504,512	1,504,512	4,383,858	10,823,358	15,203,858

Capital Outlay

760126	Capital Outlay Miscellaneous	0	75,000	29,116	29,116	125,000	125,000	125,000
		0	75,000	29,116	29,116	125,000	125,000	125,000

Operating Expenses

Internal Support

Internal Services

773630	Info Tech Development	0	5,346,050	2,404,884	2,404,884	5,326,050	5,326,050	5,326,050
		0	5,346,050	2,404,884	2,404,884	5,326,050	5,326,050	5,326,050

Internal Support

Transfers/Other Sources (Uses)

Transfers Out

		0	0	0	0	0	0	0
--	--	---	---	---	---	---	---	---

Department:	909 - Non Departmental Transfers	OAKLAND COUNTY, MICHIGAN				
General Fund / General Purpose		FY2015 AND FY2016 AND FY2017 Adopted Budget				

Account Number/Description	FY 2013 Actual	FY 2014			FY 2015 Adopted	FY 2016 Adopted	FY 2017 Adopted
		Adopted Budget	Amended Budget As Of 6/30	Estimated Actual			
Transfers/Other Sources (Uses)	0	0	0	0	0	0	0
Grand Total Expenditures	0	8,595,488	4,916,806	4,916,806	11,285,713	17,765,808	22,146,308

NON-DEPARTMENTAL APPROPRIATIONS DESCRIPTIONS

OTHER COUNTY OPERATIONS

INSURANCE AND SURETY BONDS: Appropriation to cover cost for Employee Bonding and Employee Blanket policies.

LOGOS, TRADEMARKS INTELLECTUAL PROPERTY: Appropriation related to Intellectual Properties for copyrights, trademarks and logos (i.e., license fees for music played at county facilities and events: ASCAP, BMI, and SESAC).

MISCELLANEOUS (SUNDRY): Appropriation provides funds for adjustments of prior years' expenditures, Local Tax refunds, and miscellaneous non-recurring items.

DRAIN ASSESSMENTS CURRENT (ROAD COMMISSION): Appropriation to cover the portion of drain assessments on behalf of the Road Commission.

INTEREST EXPENSE: Anticipated cost to borrow funds due to cash flow.

COMMUNITY MENTAL HEALTH AUTHORITY: Annual payment to the Oakland County Community Mental Health Authority, as required by the Mental Health Code.

MICHIGAN ASSOCIATION OF COUNTIES (MAC): Annual membership dues.

NATIONAL ASSOCIATION OF COUNTIES (NACO): Annual membership dues.

ROAD COMMISSION - TRI-PARTY AGREEMENT: Annual appropriation to the Road Commission for Oakland County road improvement programs, under the Tri-Party Agreement. The program began in 1977, pursuant to Miscellaneous Resolution #7791. Funding for this transfer comes from interest earned in the Delinquent Tax Revolving Fund. No funding is recommended for FY 2015, FY 2016, and FY 2017. A designation was established in the General Fund for FY 2014.

SOUTHEAST MICHIGAN COUNCIL OF GOVERNMENTS (SEMCOG): An organization of local governments in the Southeastern Michigan Metropolitan Area. Its purpose is to promote cooperation between units of government and facilities solving problems of mutual interest. The Council is responsible for comprehensive, multipurpose regional planning, pursuant to the Regional Planning Commission Act. Membership dues based on County S.E.V., which is capped so that no county pays more than 25% of the total organization dues.

TRAFFIC IMPROVEMENT ASSOCIATION: Appropriation to fund a professional services contract with the organization.

PROVISIONS: Generic disaster planning supplies that benefit all county departments.

COUNTY BUILDINGS AND GROUNDS: The cost to maintain and operate County buildings is generally budgeted in each division's line item "Building Space Cost Allocation". Costs for maintenance of common space, temporary vacant space, service center grounds, and work needed in the ensuing year are budgeted in the Non-Departmental line items: "Building Space Cost Allocation", "Maintenance Department Charges" or "Service Center Grounds".

INSURANCE FUND: Funding for liability insurance and property insurance not chargeable to a specific department or fund.

TRANSFERS: The General Fund provides funding for the following funds/operations:

Transfers to General Purpose Funds -- Child Care and Social Welfare Foster Care: The General Fund provides an allocation to make up the difference between revenue received by the General Purpose funds (listed above), and expenditures made from these funds. Unlike grants and proprietary funds, there is no expectation that revenue generated by these activities will cover all expenditures. Rather, these funds are extensions of the General Fund, separated by law for reporting purposes.

Transfers to specific funds/operations -- CLEMIS, Fire Records Management, Information Technology, Building Fund, Building Authority Facility Infrastructure/IT Debt Fund, Fringe Benefit Fund and Project Work Order Fund: Appropriations cover the annual County contribution for the operations of the Court and Law Enforcement Management Information System (CLEMIS), Fire Records Management System, Information Technology, Building Fund, the Building Authority Facility Infrastructure/IT Debt Fund, the Fringe Benefit Fund and Project Work Order Fund.

RESERVES FOR TRANSFER

CONTINGENCY: Appropriation used to fund program changes throughout the year as authorized by the Board of Commissioners.

GRANT MATCH: Funds available for transfer to departments upon acceptance of grants per resolution.

LEGISLATIVE EXPENSE: Funding reflects increased support for the Board of Commissioners. Transfer of these funds will occur through a Board resolution.

CLASSIFICATION AND RATE CHANGES: Funds for classification and rate changes as authorized by the Board of Commissioners throughout the year.

EMERGENCY SALARIES RESERVE: Funds available for transfer to departments/divisions in anticipation of unusual workloads and staffing problems for twenty-four (24) hour, seven (7) day a week operations where children or inmates require constant attention, as well as other county departments. Emergency Salaries Reserve is an economical alternative to the addition of permanent positions to accommodate fluctuating workloads.

FRINGE BENEFIT RESERVE: Funds available for transfer to departments/divisions for anticipated increase in some fringe benefit costs. An increase for FY 2016 and FY 2017 fringe benefits is budgeted for the fringes associated with proposed salary increases, and an anticipated 6% increase each year for medical costs that has not been included in departmental budgets.

OVERTIME RESERVE: Funds available for transfer to departments/divisions in anticipation of unusual overtime, upon approval by the Director of Management & Budget, in accordance with the Overtime Regulations.

SALARY ADJUSTMENT RESERVE: Funds available for transfer to departments/divisions for an anticipated salary increase. No changes are recommended for FY 2015. An increase in FY 2016 and FY 2017 salaries is budgeted for an anticipated 2% increase for FY 2016 and 1% increase for FY 2017 that has not been included in departmental budgets.

SECURITY RESERVE: Funds available for transfer based on an anticipated building security enhancement plan to provide funding for high-priority capital needs and additional staffing.

SUMMER EMPLOYEES RESERVE: Governmental Funds available for transfer to departments/divisions at the start of the summer program.

CAPITAL OUTLAY: Funds available for the purchase of files, furniture and other equipment not already anticipated and included in departmental budgets.

INFORMATION TECHNOLOGY - DEVELOPMENT: Appropriation to be used to support software development efforts conducted by Information Technology for the County's General Fund/General Purpose operations. Allocations are made once a fiscal quarter pursuant to a resolution adopted by the Board of Commissioners.

Oakland County, Michigan
 General Fund/General Purpose Funds
 Non-Departmental Transfers

Fund	Dept	Program	Account	Fund Aff	Fund Affiliate Description	FY 2015	FY 2016	FY 2017
Transfers In - General Fund								
10100	9010101	132320	695500	21140	Revenue Sharing Reserve	\$8,379,378	\$0	\$0
10100	9010101	186140	695500	51600	Delinquent Tax Revolving	10,800,000	10,800,000	10,800,000
						<u>\$19,179,378</u>	<u>\$10,800,000</u>	<u>\$10,800,000</u>
Transfers Out - General Fund								
10100	9010101	110120	788001	53500	CLEMIS	\$1,844,186	\$1,844,186	\$1,844,186
10100	9010101	112710	788001	53100	Fire Records Management	413,145	413,145	413,145
10100	9010101	112700	788001	20293	Child Care Fund	22,747,833	22,923,615	22,928,192
10100	9010101	135180	788001	20295	Social Welfare Foster Care	1,000	1,000	1,000
10100	9010101	152130	788001	31423	Bldg Auth Fac Infras IT Debt	2,278,375	2,274,375	2,244,250
10100	9010101	152010	788001	63600	Information Technology	3,620,676	3,620,676	3,620,676
10100	9010101	196030	788001	67800	Fringe Benefit Fund	4,555,000	1,500,000	0
10100	9010101	196030	788001	40100	Building Fund	1,500,000	1,500,000	1,500,000
10100	9010101	196030	788001	40400	Project Work Order Fund	3,500,000	0	0
						<u>\$40,460,215</u>	<u>\$34,076,997</u>	<u>\$32,551,449</u>
Transfers In - General Purpose								
20293	9090101	112700	695500	10100	Child Care Fund	22,747,833	22,923,615	22,928,192
20295	9090101	135180	695500	10100	Social Welfare Foster Care	1,000	1,000	1,000
						<u>\$22,748,833</u>	<u>\$22,924,615</u>	<u>\$22,929,192</u>

**ORGANIZATIONAL CHARTS/ SALARY AND
POSITION SUMMARIES**

**OAKLAND COUNTY, MICHIGAN
TOTAL COUNTY POSITIONS
FY 2011 THROUGH FY 2015**

	<u>FY 2011 ADOPTED</u>	<u>FY 2012 ADOPTED</u>	<u>FY 2013 ADOPTED</u>	<u>FY 2014 ADOPTED</u>	<u>FY 2015 ADOPTED</u>
ADMINISTRATION OF JUSTICE					
Circuit Court					
Circuit Court - Judicial Administration	100	95	95	95	98
Circuit Court - Court Business	22	21	19	20	20
Circuit Court - Civil/Criminal	27	24	25	26	25
Circuit Court - Family Division	282	269	271	269	269
TOTAL CIRCUIT COURT	431	409	410	410	412
District Court					
Administration	4	4	4	4	4
Division I - (Novi)	59	59	59	60	61
Division II - (Clarkston)	30	30	30	30	30
Division III - (Rochester Hills)	57	57	58	58	58
Division IV - (Troy)	34	35	37	34	35
TOTAL DISTRICT COURT	184	185	188	186	188
Probate Court					
Judicial / Administration	22	21	21	21	21
Estate and Mental Health	32	28	28	28	30
TOTAL PROBATE COURT	54	49	49	49	51
TOTAL ADMINISTRATION OF JUSTICE	669	643	647	645	651
LAW ENFORCEMENT					
Prosecuting Attorney	175	172	170	171	170
Sheriff	1024	1119	1088	1107	1117
TOTAL LAW ENFORCEMENT	1199	1291	1258	1278	1287
GENERAL GOVERNMENT					
Clerk/Register of Deeds	118	116	112	112	112
County Treasurer	44	46	46	47	47
Board of Commissioners	34	34	34	30	30
Library Board	10	10	7	7	7
Parks & Recreation	376	379	378	421	425
Water Resources Commissioner	264	263	263	266	314
TOTAL GENERAL GOVERNMENT	846	848	840	883	935

**OAKLAND COUNTY, MICHIGAN
TOTAL COUNTY POSITIONS
FY 2011 THROUGH FY 2015**

	<u>FY 2011</u> <u>ADOPTED</u>	<u>FY 2012</u> <u>ADOPTED</u>	<u>FY 2013</u> <u>ADOPTED</u>	<u>FY 2014</u> <u>ADOPTED</u>	<u>FY 2015</u> <u>ADOPTED</u>
COUNTY EXECUTIVE DEPARTMENTS					
County Executive Administration					
Auditing *	6	5	5	0	0
Compliance Office *	0	0	0	17	17
Corporation Counsel	26	27	27	28	28
County Executive	15	15	15	15	15
TOTAL COUNTY EXECUTIVE ADMIN.	47	47	47	60	60
Management and Budget					
Purchasing *	15	15	15	0	0
Equalization	89	89	89	89	88
Fiscal Services	100	98	99	99	99
Administration	1	1	1	1	1
TOTAL MANAGEMENT AND BUDGET	205	203	204	189	188
Central Services					
Aviation and Transportation	26	26	26	26	26
Support Services	39	31	32	32	33
Administration	1	1	1	1	1
TOTAL CENTRAL SERVICES	66	58	59	59	60
Facilities Management					
Facilities Maintenance and Operations	173	173	172	174	175
Facilities Engineering	8	13	13	13	13
Administration	8	2	2	2	2
TOTAL FACILITIES MANAGEMENT	189	188	187	189	190
Human Resources					
Workforce Management	23	21	20	20	21
Benefits Administration	20	20	20	20	21
Administration	6	6	6	6	6
TOTAL HUMAN RESOURCES	49	47	46	46	48

**OAKLAND COUNTY, MICHIGAN
TOTAL COUNTY POSITIONS
FY 2011 THROUGH FY 2015**

	<u>FY 2011 ADOPTED</u>	<u>FY 2012 ADOPTED</u>	<u>FY 2013 ADOPTED</u>	<u>FY 2014 ADOPTED</u>	<u>FY 2015 ADOPTED</u>
Health and Human Services					
Health Division	378	373	370	369	366
Homeland Security	13	16	12	12	11
Children's Village	185	189	192	192	201
Administration	1	1	1	1	1
TOTAL HEALTH & HUMAN SERVICES	577	579	575	574	579
Public Services					
Veterans' Services	16	16	16	16	16
Community Corrections	59	58	60	59	59
MSU Extension - Oakland County	15	15	15	15	13
Animal Control	26	33	36	36	37
Medical Examiner	26	26	26	26	26
Administration	1	1	1	1	1
TOTAL PUBLIC SERVICES	143	149	154	153	152
Information Technology	164	161	161	159	160
Economic Development and Community Affairs					
Planning & Economic Development Svcs.	47	46	46	48	49
Community and Home Improvement	23	23	23	22	22
Workforce Development	9	9	9	9	9
Administration	12	12	12	12	12
TOTAL ECON DEV & COMM AFFAIRS	91	90	90	91	92
TOTAL COUNTY EXECUTIVE DEPTS	1531	1522	1523	1520	1529
TOTAL COUNTY POSITIONS	4245	4304	4268	4326	4402

* Effective November 3, 2012, per Misc. Resolution #12257 (Auditing and Purchasing Reorganization), Purchasing is now included within the Compliance Office Division under the County Executive Administration Department.

Oakland County, Michigan
Salary and Fringe Benefit Summary by Fund Type
Fiscal Year 2015 Adopted Budget

Department / Division	General Fund / General Purpose				Special Revenue and Proprietary Funds				Summary	
	Number	Salary	Fringe	Total	Number	Salary	Fringe	Total	Number	Total
Circuit Court										
Judicial / Administration	98	5,201,285	3,212,897	8,414,182	0	0	0	0	98	8,414,182
Business Division	20	1,079,209	669,285	1,748,494	0	0	0	0	20	1,748,494
Civil / Criminal Division	23	1,098,510	654,166	1,752,676	2	102,620	61,105	163,725	25	1,916,401
Family Division	127	6,821,740	4,072,754	10,894,494	142	7,786,329	4,834,295	12,620,624	269	23,515,118
Total Circuit Court	268	14,200,744	8,609,102	22,809,846	144	7,888,949	4,895,400	12,784,349	412	35,594,195
District Court										
District Court Administration	4	157,486	46,097	203,583	0	0	0	0	4	203,583
Division I Novi	60	2,531,145	1,575,910	4,107,055	1	40,319	33,549	73,868	61	4,180,923
Division II Clarkston	30	1,233,404	691,377	1,924,781	0	0	0	0	30	1,924,781
Division III Rochester Hills	58	2,297,256	1,433,378	3,730,634	0	0	0	0	58	3,730,634
Division IV Troy	34	1,343,269	840,156	2,183,425	1	5,766	325	6,091	35	2,189,516
Total District Court	186	7,562,560	4,586,918	12,149,478	2	46,085	33,874	79,959	188	12,229,437
Probate Court										
Probate Court Administration	21	1,492,232	809,351	2,301,583	0	0	0	0	21	2,301,583
Probate Estates and Mental Hlt	30	1,186,198	836,388	2,022,586	0	0	0	0	30	2,022,586
Total Probate Court	51	2,678,430	1,645,739	4,324,169	0	0	0	0	51	4,324,169
TOTAL ADMINISTRATION OF JUSTICE	505	24,441,734	14,841,759	39,283,493	146	7,935,034	4,929,274	12,864,308	651	52,147,801
Prosecuting Attorney										
Prosecuting Attorney Admin	30	1,361,933	820,166	2,182,099	1	46,378	37,258	83,636	31	2,265,735
Prosecuting Attorney Litigation	82	6,075,905	3,493,866	9,569,771	26	1,474,576	923,057	2,397,633	108	11,967,404
Prosecuting Attorney Warrants	18	1,351,125	801,420	2,152,545	0	0	0	0	18	2,152,545
Prosecuting Attorney Appellate	13	1,130,044	646,719	1,776,763	0	0	0	0	13	1,776,763
Total Prosecuting Attorney	143	9,919,007	5,762,171	15,681,178	27	1,520,954	960,315	2,481,269	170	18,162,447
Sheriff										
Sheriff Staff Division	13	1,048,005	616,019	1,664,024	0	0	0	0	13	1,664,024
Administrative Services	31	1,261,297	794,045	2,055,342	0	0	0	0	31	2,055,342
Corrective Services	314	18,573,329	11,671,333	30,244,662	5	253,415	174,525	427,940	319	30,672,602
Corrective Serv - Satellites	156	7,475,007	4,045,112	11,520,119	2	0	0	0	158	11,520,119
Emerg Resp and Prepared	72	4,425,509	2,739,740	7,165,249	1	54,422	26,857	81,279	73	7,246,528
Patrol Services	431	28,315,182	16,732,222	45,047,404	5	374,517	256,429	630,946	436	45,678,350
Technical Services	68	4,888,585	2,969,939	7,858,524	19	1,168,146	725,331	1,893,477	87	9,752,001
Total Sheriff	1,085	65,986,914	39,568,410	105,555,324	32	1,850,500	1,183,142	3,033,642	1,117	108,588,966
TOTAL LAW ENFORCEMENT	1,228	75,905,921	45,330,581	121,236,502	59	3,371,454	2,143,457	5,514,911	1,287	126,751,413
County Clerk/Register of Deeds										
Co Clerk Register of Deeds Adm	6	485,370	261,058	746,428	0	0	0	0	6	746,428
County Clerk	53	2,026,537	1,475,502	3,502,039	0	0	0	0	53	3,502,039
Elections	10	494,188	323,687	817,875	0	0	0	0	10	817,875
Register of Deeds	31	1,276,894	874,387	2,151,281	4	287,102	211,886	498,988	35	2,650,269
Jury Commission	1	16,748	774	17,522	0	0	0	0	1	17,522
Micrographics	5	196,657	120,396	317,053	2	0	0	0	7	317,053
Total Clerk - Register of Deeds	106	4,496,394	3,055,804	7,552,198	6	287,102	211,886	498,988	112	8,051,186

Oakland County, Michigan
Salary and Fringe Benefit Summary by Fund Type
Fiscal Year 2015 Adopted Budget

Department / Division	General Fund / General Purpose				Special Revenue and Proprietary Funds				Summary	
	Number	Salary	Fringe	Total	Number	Salary	Fringe	Total	Number	Total
Treasurers Dept										
Treasurers Office	40	1,958,273	1,246,178	3,204,451	7	362,903	226,867	589,770	47	3,794,221
Total Treasures Dpt	40	1,958,273	1,246,178	3,204,451	7	362,903	226,867	589,770	47	3,794,221
Board of Commissioners Dept										
Board of Commissioners Div	30	1,270,489	790,022	2,060,511	0	0	0	0	30	2,060,511
Library Board	7	348,388	187,454	535,842	0	0	0	0	7	535,842
Parks and Recreation	0	0	0	0	425	8,520,381	3,359,537	11,879,918	425	11,879,918
Total Board of Commissioners	37	1,618,877	977,476	2,596,353	425	8,520,381	3,359,537	11,879,918	462	14,476,271
Water Resources Commissioner										
Water Resources Administration	24	140,246	68,535	208,781	290	16,451,451	10,948,016	27,399,467	314	27,608,248
Total Water Resources Commissioner	24	140,246	68,535	208,781	290	16,451,451	10,948,016	27,399,467	314	27,608,248
TOTAL GENERAL GOVERNMENT	207	8,213,790	5,347,993	13,561,783	728	25,621,837	14,746,306	40,368,143	935	53,929,926
County Executive										
County Executive	15	1,357,030	755,396	2,112,426	0	0	0	0	15	2,112,426
Compliance Office	17	953,285	538,599	1,491,884	0	0	0	0	17	1,491,884
Corporation Counsel	19	1,336,633	676,582	2,013,215	9	637,925	349,098	987,023	28	3,000,238
Total County Executive	51	3,646,948	1,970,577	5,617,525	9	637,925	349,098	987,023	60	6,604,548
Management and Budget										
Management and Budget Admin	1	142,053	78,128	220,181	0	0	0	0	1	220,181
Equalization Admin Unit	88	4,895,758	3,095,687	7,991,445	0	0	0	0	88	7,991,445
Fiscal Services	90	4,821,004	2,918,084	7,739,088	9	502,216	266,750	768,966	99	8,508,054
Total Management and Budget	179	9,858,815	6,091,899	15,950,714	9	502,216	266,750	768,966	188	16,719,680
Central Services										
Aviation and Transportation	0	0	0	0	26	1,223,667	699,531	1,923,198	26	1,923,198
Central Services Admin	1	142,053	73,029	215,082	0	0	0	0	1	215,082
Support Services	18	701,790	433,105	1,134,895	15	778,084	522,326	1,300,410	33	2,435,305
Total Central Services	19	843,843	506,134	1,349,977	41	2,001,751	1,221,857	3,223,608	60	4,573,585
Facilities Management Dept										
Facilities Management Admin	1	129,139	69,617	198,756	1	0	0	0	2	198,756
Facilities Maintenance and Op	0	0	0	0	175	7,494,298	4,907,530	12,401,828	175	12,401,828
Facilities Engineering	7	496,929	283,491	780,420	6	380,700	263,668	644,368	13	1,424,788
Total Facilities Management	8	626,068	353,108	979,176	182	7,874,998	5,171,198	13,046,196	190	14,025,372
Human Resources										
Human Resources Administration	6	475,587	261,184	736,771	0	0	0	0	6	736,771
Human Resources General	21	1,144,781	668,867	1,813,648	0	0	0	0	21	1,813,648
Human Resources Comp / Benefit	2	118,858	49,638	168,496	19	1,060,305	654,885	1,715,190	21	1,883,686
Total Human Resources	29	1,739,226	979,689	2,718,915	19	1,060,305	654,885	1,715,190	48	4,434,105
Health and Human Svc Dept										
Health and Human Svc Adm Div	1	142,053	57,443	199,496					1	199,496

Oakland County, Michigan
Salary and Fringe Benefit Summary by Fund Type
Fiscal Year 2015 Adopted Budget

Department / Division	General Fund / General Purpose				Special Revenue and Proprietary Funds				Summary	
	Number	Salary	Fringe	Total	Number	Salary	Fringe	Total	Number	Total
Health Division	276	14,385,323	9,150,384	23,535,707	90	3,307,169	1,964,536	5,271,705	366	28,807,412
Children's Village	201	9,145,809	6,209,040	15,354,849	0	0	0	0	201	15,354,849
Homeland Security	9	513,180	297,600	810,780	2	98,762	51,356	150,118	11	960,898
Total Health and Human Services	487	24,186,365	15,714,467	39,900,832	92	3,405,931	2,015,892	5,421,823	579	45,322,655
Public Services										
Public Services Administration	1	142,053	73,113	215,166	0	0	0	0	1	215,166
Veterans Services	16	895,727	643,457	1,539,184	0	0	0	0	16	1,539,184
Community Corrections	44	2,281,469	1,303,033	3,584,502	15	638,627	414,058	1,052,685	59	4,637,187
MSU Extension Oakland County	13	486,047	302,953	789,000	0	0	0	0	13	789,000
Medical Examiner	26	2,185,965	1,055,739	3,241,704	0	0	0	0	26	3,241,704
Animal Control	37	1,499,558	739,537	2,239,095	0	0	0	0	37	2,239,095
Total Public Services	137	7,490,819	4,117,832	11,608,651	15	638,627	414,058	1,052,685	152	12,661,336
Information Technology										
Information Technology Admin	0	0	0	0	21	1,577,397	925,706	2,503,103	21	2,503,103
IT Application Services Div	0	0	0	0	51	4,182,876	2,350,584	6,533,460	51	6,533,460
IT CLEMIS	0	0	0	0	36	2,688,538	1,564,385	4,252,923	36	4,252,923
IT Technical Systems and Netwk	0	0	0	0	52	4,219,359	2,367,252	6,586,611	52	6,586,611
Total Information Technology	0	0	0	0	160	12,668,170	7,207,927	19,876,097	160	19,876,097
Economic Develop/Comm Affairs										
Economic Dev Comm Affairs Adm	12	784,560	419,761	1,204,321	0	0	0	0	12	1,204,321
Planning and Economic Develop	42	2,433,773	1,413,247	3,847,020	7	414,702	236,524	651,226	49	4,498,246
Community and Home Improvement	0	0	0	0	22	2,381,069	1,662,597	4,043,666	22	4,043,666
Workforce Development	0	17,020	8,600	25,620	9	486,805	250,437	737,242	9	762,862
Total Economic Development & Community Affairs	54	3,235,353	1,841,608	5,076,961	38	3,282,576	2,149,558	5,432,134	92	10,509,095
TOTAL COUNTY EXECUTIVE	964	51,627,437	31,575,314	83,202,751	565	32,072,499	19,451,223	51,523,722	1,529	134,726,473
TOTAL DEPARTMENTS	2,904	160,188,882	97,095,647	257,284,529	1,498	69,000,824	41,270,260	110,271,084	4,402	367,555,613

Oakland County, Michigan
Salary and Fringe Benefit Summary by Fund Type
Fiscal Year 2016 Adopted Budget

Department / Division	General Fund / General Purpose			Special Revenue and Proprietary Funds			Summary
	Salary	Fringe	Total	Salary	Fringe	Total	Total
Circuit Court							
Judicial / Administration	5,251,843	3,247,694	8,499,537	0	0	0	8,499,537
Business Division	1,079,209	669,285	1,748,494	0	0	0	1,748,494
Civil / Criminal Division	1,098,510	654,166	1,752,676	102,620	61,105	163,725	1,916,401
Family Division	6,821,740	4,072,754	10,894,494	7,786,329	4,834,295	12,620,624	23,515,118
Total Circuit Court	14,251,302	8,643,899	22,895,201	7,888,949	4,895,400	12,784,349	35,679,550
District Court							
District Court Administration	157,486	46,097	203,583	0	0	0	203,583
Division I Novi	2,531,145	1,575,910	4,107,055	40,319	33,549	73,868	4,180,923
Division II Clarkston	1,233,404	691,377	1,924,781	0	0	0	1,924,781
Division III Rochester Hills	2,297,256	1,433,378	3,730,634	0	0	0	3,730,634
Division IV Troy	1,343,269	840,156	2,183,425	5,766	325	6,091	2,189,516
Total District Court	7,562,560	4,586,918	12,149,478	46,085	33,874	79,959	12,229,437
Probate Court							
Probate Court Administration	1,492,232	809,351	2,301,583	0	0	0	2,301,583
Probate Estates and Mental Hlt	1,186,198	836,388	2,022,586	0	0	0	2,022,586
Total Probate Court	2,678,430	1,645,739	4,324,169	0	0	0	4,324,169
TOTAL ADMINISTRATION OF JUSTICE	24,492,292	14,876,556	39,368,848	7,935,034	4,929,274	12,864,308	52,233,156
Prosecuting Attorney							
Prosecuting Attorney Admin	1,361,933	820,166	2,182,099	46,378	37,258	83,636	2,265,735
Prosecuting Attorney Litigation	6,080,755	3,495,757	9,576,512	1,474,576	923,057	2,397,633	11,974,145
Prosecuting Attorney Warrants	1,351,125	801,420	2,152,545	0	0	0	2,152,545
Prosecuting Attorney Appellate	1,130,044	646,719	1,776,763	0	0	0	1,776,763
Total Prosecuting Attorney	9,923,857	5,764,062	15,687,919	1,520,954	960,315	2,481,269	18,169,188
Sheriff							
Sheriff Staff Division	1,048,005	616,019	1,664,024	0	0	0	1,664,024
Administrative Services	1,261,297	794,045	2,055,342	0	0	0	2,055,342
Corrective Services	18,573,329	11,671,333	30,244,662	253,415	174,525	427,940	30,672,602
Corrective Serv - Satellites	7,475,007	4,045,112	11,520,119	0	0	0	11,520,119
Emerg Resp and Prepared	4,425,213	2,739,740	7,164,953	54,422	26,857	81,279	7,246,232
Patrol Services	28,253,344	16,701,608	44,954,952	374,517	256,429	630,946	45,585,898
Technical Services	4,888,585	2,969,939	7,858,524	1,168,146	725,331	1,893,477	9,752,001
Total Sheriff	65,924,780	39,537,796	105,462,576	1,850,500	1,183,142	3,033,642	108,496,218

Oakland County, Michigan
Salary and Fringe Benefit Summary by Fund Type
Fiscal Year 2016 Adopted Budget

Department / Division	General Fund / General Purpose			Special Revenue and Proprietary Funds			Summary
	Salary	Fringe	Total	Salary	Fringe	Total	Total
TOTAL LAW ENFORCEMENT	75,848,637	45,301,858	121,150,495	3,371,454	2,143,457	5,514,911	126,665,406
County Clerk/Register of Deeds							
Co Clerk Register of Deeds Adm	485,370	261,058	746,428	0	0	0	746,428
County Clerk	2,026,537	1,475,502	3,502,039	0	0	0	3,502,039
Elections	494,188	323,687	817,875	0	0	0	817,875
Register of Deeds	1,276,894	874,387	2,151,281	287,102	211,886	498,988	2,650,269
Jury Commission	16,748	774	17,522	0	0	0	17,522
Micrographics	196,657	120,396	317,053	0	0	0	317,053
Total Clerk - Register of Deeds	4,496,394	3,055,804	7,552,198	287,102	211,886	498,988	8,051,186
Treasurers Dept							
Treasurers Office	1,928,489	1,244,804	3,173,293	370,161	229,690	599,851	3,773,144
Total Treasures Dpt	1,928,489	1,244,804	3,173,293	370,161	229,690	599,851	3,773,144
Board of Commissioners Dept							
Board of Commissioners Div	1,270,489	790,022	2,060,511	0	0	0	2,060,511
Library Board	348,388	187,454	535,842	0	0	0	535,842
Parks and Recreation	0	0	0	8,695,924	3,430,252	12,126,176	12,126,176
Total Board of Commissioners	1,618,877	977,476	2,596,353	8,695,924	3,430,252	12,126,176	14,722,529
Water Resources Commissioner							
Water Resources Administration	143,051	69,626	212,677	16,759,826	11,067,442	27,827,268	28,039,945
Total Water Resources Commissioner	143,051	69,626	212,677	16,759,826	11,067,442	27,827,268	28,039,945
TOTAL GENERAL GOVERNMENT	8,186,811	5,347,710	13,534,521	26,113,013	14,939,270	41,052,283	54,586,804
County Executive							
County Executive	1,357,030	755,396	2,112,426	0	0	0	2,112,426
Compliance Office	953,285	538,599	1,491,884	0	0	0	1,491,884
Corporation Counsel	1,336,633	676,582	2,013,215	650,556	354,011	1,004,567	3,017,782
Total County Executive	3,646,948	1,970,577	5,617,525	650,556	354,011	1,004,567	6,622,092
Management and Budget							
Management and Budget Admin	142,053	78,128	220,181	0	0	0	220,181
Equalization Admin Unit	4,895,758	3,095,687	7,991,445	0	0	0	7,991,445
Fiscal Services	4,821,004	2,918,084	7,739,088	505,274	268,286	773,560	8,512,648
Total Management and Budget	9,858,815	6,091,899	15,950,714	505,274	268,286	773,560	16,724,274
Central Services							

Oakland County, Michigan
Salary and Fringe Benefit Summary by Fund Type
Fiscal Year 2016 Adopted Budget

Department / Division	General Fund / General Purpose			Special Revenue and Proprietary Funds			Summary
	Salary	Fringe	Total	Salary	Fringe	Total	Total
Aviation and Transportation	0	0	0	1,251,632	712,813	1,964,445	1,964,445
Central Services Admin	142,053	73,029	215,082	0	0	0	215,082
Support Services	701,790	433,105	1,134,895	809,030	528,008	1,337,038	2,471,933
Total Central Services	843,843	506,134	1,349,977	2,060,662	1,240,821	3,301,483	4,651,460
Facilities Management Dept							
Facilities Management Admin	129,139	69,617	198,756	0	0	0	198,756
Facilities Maintenance and Op	0	0	0	7,637,566	4,963,377	12,600,943	12,600,943
Facilities Engineering	496,929	283,491	780,420	388,292	266,627	654,919	1,435,339
Total Facilities Management	626,068	353,108	979,176	8,025,858	5,230,004	13,255,862	14,235,038
Human Resources							
Human Resources Administration	475,587	261,184	736,771	0	0	0	736,771
Human Resources General	1,144,781	668,867	1,813,648	0	0	0	1,813,648
Human Resources Comp / Benefit	118,858	49,638	168,496	1,085,584	664,484	1,750,068	1,918,564
Total Human Resources	1,739,226	979,689	2,718,915	1,085,584	664,484	1,750,068	4,468,983
Health and Human Svc Dept							
Health and Human Svc Adm Div	142,053	57,443	199,496	0	0	0	199,496
Health Division	14,385,323	9,150,384	23,535,707	3,307,169	1,964,536	5,271,705	28,807,412
Children's Village	9,145,809	6,209,040	15,354,849	0	0	0	15,354,849
Homeland Security	513,180	297,600	810,780	98,762	51,356	150,118	960,898
Total Health and Human Services	24,186,365	15,714,467	39,900,832	3,405,931	2,015,892	5,421,823	45,322,655
Public Services							
Public Services Administration	142,053	73,113	215,166	0	0	0	215,166
Veterans Services	895,727	643,457	1,539,184	0	0	0	1,539,184
Community Corrections	2,281,469	1,303,033	3,584,502	638,627	414,058	1,052,685	4,637,187
MSU Extension Oakland County	486,047	302,953	789,000	0	0	0	789,000
Medical Examiner	2,185,965	1,055,739	3,241,704	0	0	0	3,241,704
Animal Control	1,499,558	739,537	2,239,095	0	0	0	2,239,095
Total Public Services	7,490,819	4,117,832	11,608,651	638,627	414,058	1,052,685	12,661,336
Information Technology							
Information Technology Admin	0	0	0	1,605,086	936,477	2,541,563	2,541,563
IT Application Services Div	0	0	0	4,269,159	2,384,148	6,653,307	6,653,307
IT CLEMIS	0	0	0	2,737,930	1,583,597	4,321,527	4,321,527
IT Technical Systems and Netwk	0	0	0	4,302,998	2,399,787	6,702,785	6,702,785
Total Information Technology	0	0	0	12,915,173	7,304,009	20,219,182	20,219,182

Oakland County, Michigan
Salary and Fringe Benefit Summary by Fund Type
Fiscal Year 2016 Adopted Budget

Department / Division	General Fund / General Purpose			Special Revenue and Proprietary Funds			Summary
	Salary	Fringe	Total	Salary	Fringe	Total	Total
Economic Develop/Comm Affairs							
Economic Dev Comm Affairs Adm	784,560	419,761	1,204,321	0	0	0	1,204,321
Planning and Economic Develop	2,433,773	1,413,247	3,847,020	414,702	236,524	651,226	4,498,246
Community and Home Improvement	0	0	0	2,381,069	1,662,597	4,043,666	4,043,666
Workforce Development	17,020	8,600	25,620	486,805	250,437	737,242	762,862
Total Economic Development & Community Affairs	3,235,353	1,841,608	5,076,961	3,282,576	2,149,558	5,432,134	10,509,095
TOTAL COUNTY EXECUTIVE	51,627,437	31,575,314	83,202,751	32,570,241	19,641,123	52,211,364	135,414,115
TOTAL DEPARTMENTS	160,155,177	97,101,438	257,256,615	69,989,742	41,653,124	111,642,866	368,899,481

Oakland County, Michigan
Salary and Fringe Benefit Summary by Fund Type
Fiscal Year 2017 Adopted Budget

Department / Division	General Fund / General Purpose			Special Revenue and Proprietary Funds			Summary
	Salary	Fringe	Total	Salary	Fringe	Total	Total
Circuit Court							
Judicial / Administration	5,251,843	3,247,694	8,499,537	0	0	0	8,499,537
Business Division	1,079,209	669,285	1,748,494	0	0	0	1,748,494
Civil / Criminal Division	1,098,510	654,166	1,752,676	102,620	61,105	163,725	1,916,401
Family Division	6,821,740	4,072,754	10,894,494	7,786,329	4,834,295	12,620,624	23,515,118
Total Circuit Court	14,251,302	8,643,899	22,895,201	7,888,949	4,895,400	12,784,349	35,679,550
District Court							
District Court Administration	157,486	46,097	203,583				203,583
Division I Novi	2,531,145	1,575,910	4,107,055	40,319	33,549	73,868	4,180,923
Division II Clarkston	1,233,404	691,377	1,924,781	0	0	0	1,924,781
Division III Rochester Hills	2,297,256	1,433,378	3,730,634	0	0	0	3,730,634
Division IV Troy	1,343,269	840,156	2,183,425	5,766	325	6,091	2,189,516
Total District Court	7,562,560	4,586,918	12,149,478	46,085	33,874	79,959	12,229,437
Probate Court							
Probate Court Administration	1,492,232	809,351	2,301,583	0	0	0	2,301,583
Probate Estates and Mental Hlt	1,186,198	836,388	2,022,586	0	0	0	2,022,586
Total Probate Court	2,678,430	1,645,739	4,324,169	0	0	0	4,324,169
TOTAL ADMINISTRATION OF JUSTICE	24,492,292	14,876,556	39,368,848	7,935,034	4,929,274	12,864,308	52,233,156
Prosecuting Attorney							
Prosecuting Attorney Admin	1,361,933	820,166	2,182,099	46,378	37,258	83,636	2,265,735
Prosecuting Attorney Litigation	6,080,755	3,495,757	9,576,512	1,474,576	923,057	2,397,633	11,974,145
Prosecuting Attorney Warrants	1,351,125	801,420	2,152,545	0	0	0	2,152,545
Prosecuting Attorney Appellate	1,130,044	646,719	1,776,763	0	0	0	1,776,763
Total Prosecuting Attorney	9,923,857	5,764,062	15,687,919	1,520,954	960,315	2,481,269	18,169,188
Sheriff							
Sheriff Staff Division	1,048,005	616,019	1,664,024	0	0	0	1,664,024
Administrative Services	1,261,297	794,045	2,055,342	0	0	0	2,055,342
Corrective Services	18,573,329	11,671,333	30,244,662	253,415	174,525	427,940	30,672,602
Corrective Serv - Satellites	7,475,007	4,045,112	11,520,119	0	0	0	11,520,119
Emerg Resp and Prepared	4,446,013	2,771,013	7,217,026	54,422	26,857	81,279	7,298,305
Patrol Services	28,254,084	16,701,650	44,955,734	374,517	256,429	630,946	45,586,680
Technical Services	4,888,585	2,969,939	7,858,524	1,168,146	725,331	1,893,477	9,752,001
Total Sheriff	65,946,320	39,569,111	105,515,431	1,850,500	1,183,142	3,033,642	108,549,073

Oakland County, Michigan
Salary and Fringe Benefit Summary by Fund Type
Fiscal Year 2017 Adopted Budget

Department / Division	General Fund / General Purpose			Special Revenue and Proprietary Funds			Summary
	Salary	Fringe	Total	Salary	Fringe	Total	Total
TOTAL LAW ENFORCEMENT	75,870,177	45,333,173	121,203,350	3,371,454	2,143,457	5,514,911	126,718,261
County Clerk/Register of Deeds							
Co Clerk Register of Deeds Adm	485,370	261,058	746,428	0	0	0	746,428
County Clerk	2,026,537	1,475,502	3,502,039	0	0	0	3,502,039
Elections	494,188	323,687	817,875	0	0	0	817,875
Register of Deeds	1,276,894	874,387	2,151,281	287,102	211,886	498,988	2,650,269
Jury Commission	16,748	774	17,522	0	0	0	17,522
Micrographics	196,657	120,396	317,053	0	0	0	317,053
Total Clerk - Register of Deeds	4,496,394	3,055,804	7,552,198	287,102	211,886	498,988	8,051,186
Treasurers Dept							
Treasurers Office	1,928,489	1,244,804	3,173,293	373,862	228,307	602,169	3,775,462
Total Treasures Dpt	1,928,489	1,244,804	3,173,293	373,862	228,307	602,169	3,775,462
Board of Commissioners Dept							
Board of Commissioners Div	1,270,489	790,022	2,060,511	0	0	0	2,060,511
Library Board	348,388	187,454	535,842	0	0	0	535,842
Parks and Recreation	0	0	0	8,785,024	3,466,252	12,251,276	12,251,276
Total Board of Commissioners	1,618,877	977,476	2,596,353	8,785,024	3,466,252	12,251,276	14,847,629
Water Resources Commissioner							
Water Resources Administration	144,482	70,183	214,665	16,917,087	11,128,313	28,045,400	28,260,065
Total Water Resources Commissioner	144,482	70,183	214,665	16,917,087	11,128,313	28,045,400	28,260,065
TOTAL GENERAL GOVERNMENT	8,188,242	5,348,267	13,536,509	26,363,075	15,034,758	41,397,833	54,934,342
County Executive							
County Executive	1,357,030	755,396	2,112,426	0	0	0	2,112,426
Compliance Office	953,285	538,599	1,491,884	0	0	0	1,491,884
Corporation Counsel	1,336,633	676,582	2,013,215	656,997	356,518	1,013,515	3,026,730
Total County Executive	3,646,948	1,970,577	5,617,525	656,997	356,518	1,013,515	6,631,040
Management and Budget							
Management and Budget Admin	142,053	78,128	220,181	0	0	0	220,181
Equalization Admin Unit	4,895,758	3,095,687	7,991,445	0	0	0	7,991,445
Fiscal Services	4,821,004	2,918,084	7,739,088	506,833	269,225	776,058	8,515,146
Total Management and Budget	9,858,815	6,091,899	15,950,714	506,833	269,225	776,058	16,726,772
Central Services							

Oakland County, Michigan
Salary and Fringe Benefit Summary by Fund Type
Fiscal Year 2017 Adopted Budget

Department / Division	General Fund / General Purpose			Special Revenue and Proprietary Funds			Summary
	Salary	Fringe	Total	Salary	Fringe	Total	Total
Aviation and Transportation	0	0	0	1,270,151	719,155	1,989,306	1,989,306
Central Services Admin	142,053	73,029	215,082	0	0	0	215,082
Support Services	701,790	433,105	1,134,895	834,059	536,653	1,370,712	2,505,607
Total Central Services	843,843	506,134	1,349,977	2,104,210	1,255,808	3,360,018	4,709,995
Facilities Management Dept							
Facilities Management Admin	129,139	69,617	198,756	0	0	0	198,756
Facilities Maintenance and Op	0	0	0	7,710,633	4,991,858	12,702,491	12,702,491
Facilities Engineering	496,929	283,491	780,420	392,164	268,136	660,300	1,440,720
Total Facilities Management	626,068	353,108	979,176	8,102,797	5,259,994	13,362,791	14,341,967
Human Resources							
Human Resources Administration	475,587	261,184	736,771	0	0	0	736,771
Human Resources General	1,144,781	668,867	1,813,648	0	0	0	1,813,648
Human Resources Comp / Benefit	118,858	49,638	168,496	1,101,192	670,468	1,771,660	1,940,156
Total Human Resources	1,739,226	979,689	2,718,915	1,101,192	670,468	1,771,660	4,490,575
Health and Human Svc Dept							
Health and Human Svc Adm Div	142,053	57,443	199,496	0	0	0	199,496
Health Division	14,385,323	9,150,384	23,535,707	3,307,169	1,964,536	5,271,705	28,807,412
Children's Village	9,145,809	6,209,040	15,354,849	0	0	0	15,354,849
Homeland Security	513,180	297,600	810,780	98,762	51,356	150,118	960,898
Total Health and Human Services	24,186,365	15,714,467	39,900,832	3,405,931	2,015,892	5,421,823	45,322,655
Public Services							
Public Services Administration	142,053	73,113	215,166	0	0	0	215,166
Veterans Services	895,727	643,457	1,539,184	0	0	0	1,539,184
Community Corrections	2,281,469	1,303,033	3,584,502	638,627	414,058	1,052,685	4,637,187
MSU Extension Oakland County	486,047	302,953	789,000	0	0	0	789,000
Medical Examiner	2,185,965	1,055,739	3,241,704	0	0	0	3,241,704
Animal Control	1,499,558	739,537	2,239,095	0	0	0	2,239,095
Total Public Services	7,490,819	4,117,832	11,608,651	638,627	414,058	1,052,685	12,661,336
Information Technology							
Information Technology Admin	0	0	0	1,619,208	941,970	2,561,178	2,561,178
IT Application Services Div	0	0	0	4,313,163	2,401,265	6,714,428	6,714,428
IT CLEMIS	0	0	0	2,763,119	1,593,396	4,356,515	4,356,515
IT Technical Systems and Netwk	0	0	0	4,345,654	2,416,380	6,762,034	6,762,034
Total Information Technology	0	0	0	13,041,144	7,353,011	20,394,155	20,394,155

Oakland County, Michigan
Salary and Fringe Benefit Summary by Fund Type
Fiscal Year 2017 Adopted Budget

Department / Division	General Fund / General Purpose			Special Revenue and Proprietary Funds			Summary
	Salary	Fringe	Total	Salary	Fringe	Total	Total
Economic Develop/Comm Affairs							
Economic Dev Comm Affairs Adm	784,560	419,761	1,204,321	0	0	0	1,204,321
Planning and Economic Develop	2,433,773	1,413,247	3,847,020	414,702	236,524	651,226	4,498,246
Community and Home Improvement	0	0	0	2,381,069	1,662,597	4,043,666	4,043,666
Workforce Development	17,020	8,600	25,620	486,805	250,437	737,242	762,862
Total Economic Development & Community Affairs	3,235,353	1,841,608	5,076,961	3,282,576	2,149,558	5,432,134	10,509,095
TOTAL COUNTY EXECUTIVE	51,627,437	31,575,314	83,202,751	32,840,307	19,744,532	52,584,839	135,787,590
TOTAL DEPARTMENTS	160,178,148	97,133,310	257,311,458	70,509,870	41,852,021	112,361,891	369,673,349

OAKLAND COUNTY GOVERNMENT			
CP	REC FY 15	TOT FY 15	ELECTORATE OF OAKLAND COUNTY
2895	24(8)	2904	Gen Fund/Gen Purpose
409		409	Special Revenue
1078	29(18)	1089	Proprietary
4382	53(26)	4402	Total Positions

COUNTY EXECUTIVE DEPARTMENTS (d)			
CP	REC FY 15	TOT FY 15	COUNTY EXECUTIVE
957	14(6)	964	Gen Fund/Gen Purpose
146		146	Special Revenue
418	4(2)	419	Proprietary
1521	18(8)	1529	Total Positions

ADMINISTRATION OF JUSTICE			
CP	REC FY 15	TOT FY 15	
503	6	505	Gen Fund/Gen Purpose
146		146	Special Revenue
649	6	651	Total Positions

GENERAL GOVERNMENT & LEGISLATIVE BRANCH			
CP	REC FY 15	TOT FY 15	
207		207	Gen Fund/Gen Purpose
59		59	Special Revenue
659	25(16)	669	Proprietary
925	25(16)	935	Total Positions

LAW ENFORCEMENT			
CP	REC FY 15	TOT FY 15	
1228	4(2)	1228	Gen Fund/Gen Purpose
58		58	Special Revenue
1		1	Proprietary
1287	4(2)	1287	Total Positions

CIRCUIT COURT (c)			
CP	REC FY 15	TOT FY 15	CIRCUIT COURT JUDGES
268	4	268	Gen Fund/Gen Purpose
144		144	Special Revenue
412	4	412	Total Positions

COUNTY CLERK / REGISTER OF DEEDS			
CP	REC FY 15	TOT FY 15	COUNTY CLERK / REGISTER OF DEEDS
106		106	Gen Fund/Gen Purpose
6		6	Special Revenue
0		0	Proprietary
112		112	Total Positions

PROSECUTING ATTORNEY (b)			
CP	REC FY 15	TOT FY 15	PROSECUTING ATTNY.
143	1	143	Gen Fund/Gen Purpose
27		27	Special Revenue
0		0	Proprietary
170	1	170	Total Positions

52ND DISTRICT COURT			
CP	REC FY 15	TOT FY 15	DISTRICT COURT JUDGES
186		186	Gen Fund/Gen Purpose
2		2	Special Revenue
188		188	Total Positions

TREASURER (a)			
CP	REC FY 15	TOT FY 15	COUNTY TREASURER
40		40	Gen Fund/Gen Purpose
0		0	Special Revenue
7		7	Proprietary
47		47	Total Positions

SHERIFF DEPARTMENT (b)			
CP	REC FY 15	TOT FY 15	SHERIFF
1085	3(2)	1085	Gen Fund/Gen Purpose
31		31	Special Revenue
1		1	Proprietary
1117	3(2)	1117	Total Positions

PROBATE COURT			
CP	REC FY 15	TOT FY 15	PROBATE COURT JUDGES
49	2	51	Gen Fund/Gen Purpose
0		0	Special Revenue
49	2	51	Total Positions

BOARD OF COMMISSIONERS			
CP	REC FY 15	TOT FY 15	BOARD CHAIRPERSON
37		37	Gen Fund/Gen Purpose
0		0	Special Revenue
0		0	Proprietary
37		37	Total Positions

PARKS & RECREATION DEPARTMENT			
CP	REC FY 15	TOT FY 15	EXECUTIVE OFFICER- PARKS & RECREATION
0		0	Gen Fund/Gen Purpose
419	19(16)	425	Proprietary
419	19(16)	425	Total Positions

WATER RESOURCES COMMISSIONER			
CP	REC FY 15	TOT FY 15	WATER RESOURCES COMMISSIONER
24		24	Gen Fund/Gen Purpose
53		53	Special Revenue
233	4	237	Proprietary
310	4	314	Total Positions

(a) Two (2) GF/GP positions to sunset 09/30/15.
 (b) One (1) position created effective 01/01/15, per FY15 Budget.
 (c) Three (3) positions created effective 01/01/15, per FY15 Budget.
 (d) Two (2) GF/GP positions deleted effective 01/01/15, per FY15 Budget.

CIRCUIT COURT			
CP	REC FY 15	TOT FY 15	CIRCUIT COURT JUDGES
268	4	268	Gen Fund/Gen Purpose
144		144	Special Revenue
412	4	412	Total Positions

JUDICIAL ADMINISTRATION			
CP	REC FY 15	TOT FY 15	CIRCUIT COURT ADMINISTRATOR
98	4	98	Gen Fund/Gen Purpose
			Special Revenue
98	4	98	Total Positions

COURT BUSINESS DIVISION			
CP	REC FY 15	TOT FY 15	COURT BUSINESS ADMINISTRATOR
20		20	Gen Fund/Gen Purpose
			Special Revenue
20		20	Total Positions

FAMILY DIVISION			
CP	REC FY 15	TOT FY 15	DEPUTY COURT ADMINISTRATOR
127		127	Gen Fund/Gen Purpose
142		142	Special Revenue
269		269	Total Positions

CIVIL / CRIMINAL DIVISION			
CP	REC FY 15	TOT FY 15	MGR - CIVIL / CRIMINAL/ JUDICIAL ASSISTANT
23		23	Gen Fund/Gen Purpose
2		2	Special Revenue
25		25	Total Positions

Prepared by Human Resources Dept. 10/01/14.

JUDICIAL ADMINISTRATION DIVISION (a)			
CP	REC FY 15	TOT FY 15	JUDICIAL ADMINISTRATION
98	4	98	Gen Fund/Gen Purpose
			Special Revenue
98	4	98	Total Positions

GF/GP	SR	REC	FY 15	JUDICIAL
19			19	Circuit Court Judge
18		1	18	Judicial Staff Attorney (e)
1			1	Senior Court Reporter
18		1	18	Judicial Secretary (e)
35		2	35	Court Clerk (f)
91		4	91	Total Positions

GF/GP	SR	REC	FY 15	COURT ADMINISTRATOR
1			1	Circuit Court Administrator
1			1	Deputy Court Administrator
1			1	Court Business Analyst
2			2	Executive Secretary (b,d)
1			1	Supervisor Clerk Support (c)
1			1	Court Clerk Coordinator (c)
7			7	Total Positions

- (a) All positions show under Circuit Court/Judicial Administration in Salary Pages.
- (b) PTNE 1,000 hrs/yr position
- (c) One (1) GF/GP position transferred from Civil/Criminal Division per Misc. Res. #14023, effective 03/08/14.
- (d) One (1) GF/GP PTNE 1,000 hrs/year position created per Misc. Res. #14106, effective 05/17/14.
- (e) One (1) FTE position created effective January 1, 2015, per FY15 Budget.
- (f) Two (2) FTE positions created effective January 1, 2015, per FY15 Budget.

Prepared by Human Resources Dept. 10/01/14.

COURT BUSINESS DIVISION (a)			
CP	REC FY 15	TOT FY 15	COURT BUSINESS ADMINISTRATOR
20		20	Gen Fund/Gen Purpose
			Special Revenue
20		20	Total Positions

GF/GP	SR	REC	FY 15	ADMINISTRATION
1			1	Court Business Manager (j)
1			1	Chief - Court Business Operations (e)
1			1	Court Resource & Program Specialist
3			3	Total Positions

GF/GP	SR	REC	FY 15	DATA - TECHNICAL UNIT
1			1	Court Technical Services Supervisor (f)
2			2	User Support Specialist II
1			1	Court Business Analyst
1			1	Audio Video Equipment Technician
1			1	Office Supervisor II
1			1	Court Clerk (c)
2			2	Office Assistant II (b)
9			9	Total Positions

GF/GP	SR	REC	FY 15	ADMINISTRATION - FINANCE UNIT
1			1	Supervisor - Administrative Services
1			1	Court Accounts Coordinator
1			1	Central Employee Records Coordinator
0			0	Circuit Court Records Clerk (d)
1			1	Account Clerk II
4			4	Office Assistant II (h, i)
0			0	Student (g)
8			8	Total Positions

- (a) All positions appear in Court Business Division on salaries pages.
- (b) Includes one (1) FTNE 2,000 hrs/yr position.
- (c) PTNE 1,000 hrs/yr position.
- (d) One (1) GF/GP 1,000 hrs/yr position deleted, per Misc. Res. #14023, effective 03/08/14.
- (e) Position upwardly reclassified from Supervisor - Court Business Operations (Data Tech Unit) per Misc. Res. #14023, effective 03/08/14.
- (f) One (1) position upwardly reclassified from User Support Specialist II per Misc. Res. #14023, effective 03/08/14.
- (g) One (1) position transferred to Civil/Criminal Division Jury Office per Misc. Res. #14023, effective 03/08/14.
- (h) One (1) GF/GP position transferred from Family Division Court Services per Misc. Res. #14023, effective 03/08/14.
- (i) One (1) GF/GP position transferred from Judicial Support per Misc. Res. #14023, effective 03/08/14.
- (j) Position upwardly reclassified from Court Business Administrator per Misc. Res. #14120, effective 06/14/14.

Prepared by Human Resources Dept. 10/01/14.

CIVIL / CRIMINAL DIVISION (a)			
CP	REC FY 15	TOT FY 15	CIVIL / CRIMINAL DIVISION
23		23	Gen Fund/Gen Purpose
2		2	Special Revenue
25		25	Total Positions

GF/GP	REC	FY 15	ADMINISTRATION
1		1	Manager - Civil / Criminal / Judicial Asst
1		1	Chief - Civil/Criminal Division
2		2	Judicial Staff Attorney (i,l)
1		1	College Intern (b)
5		5	Total Positions

GF/GP	REC	FY 15	CASE MANAGEMENT OFFICE
1		1	Office Supervisor II
2		2	Court Appointment Specialist
5		5	Circuit Court Records Specialist
1		1	Student
0		0	College Intern (b,f)
9		9	Total Positions

GF/GP	REC	FY 15	JURY OFFICE
1		1	Supervisor - Jury Office
1		1	Jury Office Leader
2		2	Jury Office Clerk
1		1	Student (g)
5		5	Total Positions

GF/GP	SR	REC	FY 15	CRIMINAL CASE SUPPORT
2			2	Program Evaluation Analyst
1			1	Court Appointment Specialist
1			1	Circuit Court Records Specialist (k)
4			4	Total Positions

GF/GP	REC	FY 15	CLERK SUPPORT
0		0	Supervisor - Clerk Support (e)
0		0	Court Clerk Coordinator (e)
0		0	Total Positions

GF/GP	SR	REC	FY 15	URBAN DRUG COURT (j)
		1	1	Youth & Family Casework Supervisor (c,h)
		1	1	Technical Assistant (d,h)
		2	2	Total Positions

- (a) All positions appear in Circuit Court / Civil / Criminal on salaries pages.
(b) PTNE 1,000 hrs/yr position.
(c) Position funded by Urban Drug Court Initiative Grant.
(d) Created one (1) SR PTNE 1,000 hrs/year position per Misc. Res. #13292, effective 11/16/13.
(e) One (1) GF/GP position transferred to Court Administration (3010101) per Misc. Res. #14023, effective 03/08/14.
(f) One (1) position transferred to Family Division - Court Services (3010402) per Misc. Res. #14023, effective 03/08/14.
(g) One (1) position transferred from Court Business Division per Misc. Res. #14023, effective 03/08/14.
(h) One (1) position transferred from Criminal Case Support per Misc. Res. #14023, effective 03/08/14.
(i) One (1) GF/GP FTE position deleted and one (1) GF/GP PTNE 1,000 hrs/year position created per Misc. Res. #14106, effective 05/17/14.
(j) New unit created, per Misc. Res. #14023, effective 03/08/14.
(k) One (1) position upwardly reclassified from Circuit Court Records Clerk, per Human Resources Dept. audit, effective 06/14/14.
(l) One (1) position upwardly reclassified from Staff Attorney, per Human Resources Dept. audit, effective 06/14/14.

FAMILY DIVISION			
CP	REC FY 15	TOT FY 15	FAMILY COURT JUDGES
127		127	Gen Fund/Gen Purpose
142		142	Special Revenue
269		269	Total Positions

COURT SERVICES			
CP	REC FY 15	TOT FY 15	MANAGER - COURT SERVICES
81		81	Gen Fund/Gen Purpose
4		4	Special Revenue
85		85	Total Positions

JUDICIAL SUPPORT			
CP	REC FY 15	TOT FY 15	MANAGER - JUDICIAL SUPPORT/JUDICIAL ASST
46		46	Gen Fund/Gen Purpose
0		0	Special Revenue
46		46	Total Positions

FRIEND OF THE COURT			
CP	REC FY 15	TOT FY 15	FRIEND OF THE COURT
0		0	Gen Fund/Gen Purpose
138		138	Special Revenue
138		138	Total Positions

Prepared by Human Resources Dept. 10/01/14.

COURT SERVICES (a)			
CP	REC FY 15	TOT FY 15	MANAGER - COURT SERVICES
81		81	Gen Fund/Gen Purpose
4		4	Special Revenue
85		85	Total Positions

GF/GP	SR	REC	FY 15	ADMINISTRATION
1			1	Manager - Court Services
1			1	Total Positions

GF/GP	SR	REC	FY 15	CASEWORK SERVICES
1			1	Chief - Casework Services
2			2	Youth & Family Casework Supervisor
23			23	Youth & Family Caseworker II (d,c)
2			2	Office Assistant II (c)
28			28	Total Positions

GF/GP	SR	REC	FY 15	YOUTH ASSISTANCE
1			1	Chief Youth Assistance Services
3			3	Youth Assistance Casework Supervisor
24			24	Youth Assistance Caseworker II (e,f)
1			1	Secretary I
2			2	Office Assistant II
31			31	Total Positions

GF/GP	SR	REC	FY 15	CLINICAL SERVICES
3			3	Court Clinical Psychologist (b)
1			1	Court Clinic Services Coordinator
1			1	Senior Psychologist (m)
1			1	Technical Assistant
0			0	Office Assistant II (l)
6			6	Total Positions

GF/GP	SR	REC	FY 15	DRUG COURT SERVICES
	1		1	Youth & Family Casework Supervisor (i)
	1		1	Youth & Family Caseworker II (j)
	1		1	Youth & Family Caseworker I (g)
	1		1	Technical Assistant (h)
9			9	College Intern (b, k)
9	4		13	Total Positions

GF/GP	SR	REC	FY 15	INTENSIVE CASEWORK SERVICES
1			1	Youth & Family Casework Supervisor
5			5	Youth & Family Caseworker II (c)
6			6	Total Positions

- (a) All positions appear in Circuit Court/Family Division/Court Services in salaries pages.
- (b) PTNE 1,000 hrs/yr position(s)
- (c) Includes one (1) PTNE 1,000 hrs/yr position.
- (d) Positions funded 10% CCF to receive 50% reimbursement (5% SR).
- (e) Includes two (2) PTNE 1,000 hrs/yr position.
- (f) Positions funded 25%CCF / 75% GF/GP.
- (g) Position (#11081) partially funded by the Juvenile Drug Court Grant & Restore Foundation
- (h) Position funded by Adult Drug Court, Juvenile Drug Court & Urban Drug Court Initiative Program grants.
- (i) Position partially funded by Adult Drug Court and Adult Treatment Court Program grants.
- (j) Position partially funded by Juvenile Drug Court Grant & Child Care Fund.
- (k) One (1) position transferred from Civil/Criminal Division per Misc. Res. #14023, effective 03/08/14.
- (l) One (1) GF/GP position transferred to Court Business Division per Misc. Res. #14023, effective 03/08/14.
- (m) One (1) GF/GP FTE position 50% reimbursed by Child Care Fund created per Misc. Res. #14106, effective 05/17/14.

Prepared by Human Resources Dept. 10/01/14.

JUDICIAL SUPPORT (a)			
CP	REC FY 15	TOT FY 15	MANAGER - JUDICIAL SUPPORT/JUDICIAL ASST.
46		46	Gen Fund/Gen Purpose
0		0	Special Revenue
46		46	Total Positions

GF/GP	SR	REC	FY 15	ADMINISTRATION
1			1	Manager-Judicial Support/Judicial Assist.
1			1	Personal Protection Order Liaison
1			1	Court Appointment Specialist
1			1	Secretary II
4			4	Total Positions

GF/GP	SR	REC	FY 15	REFEREE SERVICES
1			1	Juvenile Court Referee - Supervisor
7			7	Juvenile Court Referee
8			8	Total Positions

GF/GP	SR	REC	FY 15	JUVENILE ADOPTION
1			1	Chief - Juvenile/Adoption Services
2			2	Youth & Family Caseworker II
2			2	Office Supervisor II
10			10	Deputy Register II
1			1	Office Leader
12			12	Office Assistant II (c,d)
1			1	Office Assistant I
2			2	General Clerical (b)
3			3	Student
34			34	Total Positions

- (a) All positions appear in Circuit Court/Family Division/Judicial Support in salaries pages.
 (b) PTNE 1,000 hrs/yr position.
 (c) Includes one (1) FTNE 2,000 hrs/yr position.
 (d) One (1) GF/GP FTE position transferred to Court Business Division per Misc. Res. #14023, effective 03/08/14.

Prepared by Human Resources Dept. 10/01/14.

FRIEND OF THE COURT (a,c)			
CP	REC FY 15	TOT FY 15	FRIEND OF THE COURT
0		0	Gen Fund/Gen Purpose
138		138	Special Revenue
138		138	Total Positions

GF/GP	SR	FY 15	ADMINISTRATION
	1	1	Friend of the Court
	1	1	Chief Assistant - F.O.C. Legal Services
	1	1	Chief Assistant - F.O.C. Operations
	1	1	Chief Assistant - F.O.C. Financial Operations
	4	4	Total Positions

LEGAL SERVICES			
CP	REC FY 15	TOT FY 15	CHIEF ASST - F.O.C. LEGAL SERVICES (f)
			Gen Fund/Gen Purpose
62		62	Special Revenue
62		62	Total Positions

OPERATIONS			
CP	REC FY 15	TOT FY 15	CHIEF ASST - F.O.C. OPERATIONS
			Gen Fund/Gen Purpose
45		45	Special Revenue
45		45	Total Positions

GF/GP	SR	REC	FY 15	LEGAL ADVICE
	2		2	F.O.C. Referee Supervisor
	16		16	F.O.C. Referee
	2		2	Domestic Support Specialist Supervisor
	16		16	Domestic Support Specialist
	1		1	Office Assistant II
	37		37	Total Positions

GF/GP	SR	REC	FY 15	IMAGING & SYSTEMS
	1		1	F.O.C. Systems Supervisor
	1		1	User Support Specialist I
	1		1	FOC Computer Specialist
	6		6	F.O.C. Systems Clerk (g)
	1		1	Office Assistant II (e)
	3		3	College Intern (b)
	13		13	Total Positions

GF/GP	SR	REC	FY 15	COUNSELING, INVEST. & MEDIATION
	2		2	Supervisor - F.O.C. Family Counselors
	16		16	F.O.C. Family Counselor
	2		2	Office Assistant II
	20		20	Total Positions

GF/GP	SR	REC	FY 15	TYPING & RECEP.
	1		1	Office Supervisor II
	8		8	Office Assistant II (d)
	9		9	Total Positions

GF/GP	SR	REC	FY 15	MEDICAL SUPPORT ENFORCEMENT
	1		1	Domestic Support Specialist Supervisor
	4		4	Domestic Support Specialist
	5		5	Total Positions

GF/GP	SR	REC	FY 15	CASE ASSISTANCE
	2		2	F.O.C. Case Assistant - Supervisor
	16		16	F.O.C. Case Assistant
	18		18	Total Positions

GF/GP	SR	REC	FY 15	INTERSTATE
	1		1	Domestic Support Specialist Supervisor
	4		4	Domestic Support Specialist
	5		5	Total Positions

FINANCIALS			
CP	REC FY 15	TOT FY 15	CHIEF ASST - F.O.C. FINANCIAL OPERATIONS
			Gen Fund/Gen Purpose
27		27	Special Revenue
27		27	Total Positions

GF/GP	SR	REC	FY 15	CHILD SUPPORT BANKING UNIT
	1		1	Supervisor - Child Support Accounts
	1		1	Child Support Account Specialist
	1		1	Junior Accountant
	5		5	Account Clerk II
	1		1	Office Assistant II
	1		1	Student
	10		10	Total Positions

GF/GP	SR	REC	FY 15	CHILD SUPPORT ACCOUNTING
	1		1	Supervisor - Child Support Accounts
	11		11	Child Support Account Specialist
	1		1	Junior Accountant
	3		3	Account Clerk II
	16		16	Total Positions

GF/GP	SR	REC	FY 15	FINANCIALS
	1		1	Junior Accountant
	1		1	Total Positions

- (a) All positions partially reimbursed by Cooperative Reimbursement Grant, per Misc. Res. #09229.
 (b) PTNE 1,000 hrs/yr position(s).
 (c) All positions appear in Circuit Court/Family Division/F.O.C. on salaries pages.
 (d) Includes one (1) PTNE 1,000 hrs/yr position.

- (e) FTNE 2,000 hrs/yr position.
 (f) Six (6) SR Deputy II positions and one (1) SR Sergeant position from the Sheriff's Department provide services to this division under the Chief Assistant - F.O.C. Legal Services.
 (g) Two (2) positions laterally reclassified from Warrants Clerks, per Human Resources Dept. audit, effective 11/04/13.

52ND DISTRICT COURT			
CP	REC FY 15	TOT FY 15	DISTRICT COURT JUDGES
186		186	Gen Fund/Gen Purpose
2		2	Special Revenue
188		188	Total Positions

ADMINISTRATION			
CP	REC FY 15	TOT FY 15	DISTRICT COURT JUDGES
4		4	Gen Fund/Gen Purpose
			Special Revenue
4		4	Total Positions

DIVISION I - NOVI			
CP	REC FY 15	TOT FY 15	DISTRICT COURT JUDGES
60		60	Gen Fund/Gen Purpose
1		1	Special Revenue
61		61	Total Positions

DIVISION II - CLARKSTON			
CP	REC FY 15	TOT FY 15	DISTRICT COURT JUDGES
30		30	Gen Fund/Gen Purpose
			Special Revenue
30		30	Total Positions

DIVISION III - ROCHESTER HILLS			
CP	REC FY 15	TOT FY 15	DISTRICT COURT JUDGES
58		58	Gen Fund/Gen Purpose
			Special Revenue
58		58	Total Positions

DIVISION IV - TROY			
CP	REC FY 15	TOT FY 15	DISTRICT COURT JUDGES
34		34	Gen Fund/Gen Purpose
1		1	Special Revenue
35		35	Total Positions

Prepared by Human Resources Dept. 10/01/14.

ADMINISTRATION			
CP	REC FY 15	TOT FY 15	DISTRICT COURT JUDGES
4		4	Gen Fund/Gen Purpose
			Special Revenue
4		4	Total Positions

GF/GP	SR	REC	FY 15	CHIEF JUDGE - 52nd District Court
1			1	User Support Specialist II
1			1	Substitute District Court Recorder (b)
2			2	Total Positions

GF/GP	SR	REC	FY 15	WEEKEND OPERATIONS
2			2	Magistrate (a)
2			2	Total Positions

- (a) Positions conduct weekend hearings, funded for 208 hrs/yr.
(b) PTNE 1,600 hrs/yr position. Position supports the four (4) divisions.

Prepared by Human Resources Dept. 10/01/14.

DIVISION I - NOVI (a)			
CP	REC FY 15	TOT FY 15	DISTRICT COURT JUDGES
60		60	Gen Fund/Gen Purpose
1		1	Special Revenue
61		61	Total Positions

GF/GP	SR	REC	FY 15	ADMINISTRATION
3			3	District Court Judge
1			1	District Court Administrator
3			3	District Court Recorder II
1			1	Deputy District Court Administrator
1			1	Court Accounts Coordinator
3			3	Office Supervisor I
19			19	District Court Clerk II (e)
1			1	District Court Clerk I (c)
3			3	Court Clerk
1			1	Magistrate (b)
2			2	Certified Electronic Operator (c)
38			38	Total Positions

GF/GP	SR	REC	FY 15	PROBATION
1			1	District Court Probation Supervisor
5			5	Probation Officer III
4			4	Probation Officer II (d)
	1		1	Probation Officer I (g)
4			4	Probation Investigator (c)
1			1	Office Supervisor I
5			5	District Court Clerk II (f)
2			2	Community Service Officer (c)
22	1		23	Total Positions

- (a) Two (2) GF/GP 1,000 hrs/yr and one (1) GF/GP 1,640 hrs/yr PTNE Court Deputy II positions and two (2) GF/GP full-time Deputy I positions from the Sheriff Department provide services to this division.
- (b) PTNE 1,846 hrs/yr position.
- (c) PTNE 1,000 hrs/yr position(s).
- (d) Three (3) GF/GP position funded by Assessment Fees.
- (e) Includes one (1) GF/GP FTNE 2,000 hrs/yr
- (f) Includes one (1) GF/GP PTNE 1,000 hrs/yr position.
- (g) One (1) SR FTE position created and funded by Michigan Drug Court Grant Program per Misc. Res. #13293, effective 11/16/13.

Prepared by Human Resources Dept. 10/01/14.

DIVISION II - CLARKSTON (b)			
CP	REC FY 15	TOT FY 15	
30		30	DISTRICT COURT JUDGES
			Gen Fund/Gen Purpose
			Special Revenue
30		30	Total Positions

GF/GP	SR	REC	FY 15	
2			2	ADMINISTRATION
1			1	District Court Judge
			1	District Court Administrator
2			2	District Court Recorder II
1			1	Office Supervisor I
2			2	District Court Clerk III
7			7	District Court Clerk II (g)
3			3	District Court Clerk I (c,g)
2			2	Court Clerk
1			1	General Clerical (f)
1			1	Magistrate (a)
22			22	Total Positions

GF/GP	SR	REC	FY 15	
1			1	PROBATION
			1	District Court Probation Supervisor (i)
2			2	Probation Officer II
2			2	Probation Officer I (h)
1			1	Probation Investigator (d)
1			1	District Court Clerk II
1			1	District Court Clerk I (e)
8			8	Total Positions

- (a) PTNE 1,248 hrs/yr position.
- (b) One (1) GF/GP 1,640 hrs/yr and two (2) GF/GP 1,000 hrs/yr PTNE Court Deputy II positions and two (2) GF/GP full-time Deputy I positions from the Sheriff's Department provide services to this division.
- (c) PTNE 1,000 hrs/yr GF/GP positions. Cost of position #10104 offset by Probation Fee Revenue.
- (d) PTNE 1,200 hrs/yr position; 300 hours funded by reduced Out-County prisoner expenses.
- (e) FTNE 2,000 hrs/yr position.
- (f) PTNE 1,000 hrs/yr position.
- (g) Includes one (1) GF/GP FTNE 2,000 hrs/yr position.
- (h) Includes two (2) PTNE 1,000 hrs/yr positions.
- (i) Position upwardly reclassified from Senior Probation Officer, per Human Resources Dept. audit, effective 08/10/13.

Prepared by Human Resources Dept. 10/01/14.

DIVISION III - ROCHESTER HILLS (b)			
CP	REC FY 15	TOT FY 15	DISTRICT COURT JUDGES
58		58	Gen Fund/Gen Purpose
			Special Revenue
58		58	Total Positions

GF/GP	SR	REC	FY 15	ADMINISTRATION
3			3	District Court Judge
1			1	District Court Administrator
1			1	Deputy District Court Administrator (c)
3			3	District Court Recorder II
1			1	Office Supervisor II
1			1	Technical Assistant
1			1	Account Clerk II
4			4	District Court Clerk III
20			20	District Court Clerk II (d,f)
2			2	District Court Clerk I (c)
3			3	Court Clerk
1			1	Magistrate (a)
1			1	Student
42			42	Total Positions

GF/GP	SR	REC	FY 15	PROBATION
1			1	District Court Probation Supervisor (g)
2			2	Probation Officer III
5			5	Probation Officer II (h)
2			2	Probation Investigator (e)
1			1	District Court Clerk III
4			4	District Court Clerk II (c)
1			1	District Court Clerk I (c)
16			16	Total Positions

- (a) PTNE 1,482 hrs/yr position.
- (b) Two (2) GF/GP 1,000 hrs/yr and one (1) GF/GP PTNE 1,640 hrs/yr Court Deputy II positions and our (4) GF/GP full-time Deputy I positions from the Sheriff . Department provide services to this division
- (c) Includes one (1) PTNE 1,000 hrs/yr position.
- (d) Includes five (5) PTNE 1,000 hrs/yr positions.
- (e) Includes one (1) PTNE 1,000 hrs/yr position and one (1) 900 hrs/yr position.
- (f) Includes one (1) FTNE 2,000 hrs/yr position.
- (g) Position upwardly reclassified from Senior Probation Officer, per Human Resources Dept. audit, effective 09/07/13.
- (h) One (1) GF/GP FTNE position deleted and one (1) GF/GP FTE position created per Misc. Res. #14021, effective 02/08/14.

Prepared by Human Resources Dept. 10/01/14.

DIVISION IV - TROY (a)			
CP	REC FY 15	TOT FY 15	
34		34	DISTRICT COURT JUDGES
1		1	Gen Fund/Gen Purpose
35		35	Special Revenue
			Total Positions

GF/GP	SR	REC	FY 15	
2			2	ADMINISTRATION
1			1	District Court Judge
2			2	District Court Administrator
1			1	District Court Recorder II
1			1	Office Supervisor II
1			1	Secretary II
1			1	Account Clerk II
2			2	District Court Clerk III
9			9	District Court Clerk II (f)
2			2	District Court Clerk I (b)
2			2	Court Clerk
1			1	Magistrate (e)
1			1	General Clerical (c)
25			25	Total Positions

GF/GP	SR	REC	FY 15	
1			1	PROBATION
1			1	District Court Probation Supervisor
2			2	Probation Officer III
1			1	Probation Officer II (d)
1			1	Probation Officer I (c)
1			1	Probation Investigator (c)
1			1	District Court Clerk III
1			1	District Court Clerk I
1	1		2	General Clerical (c.g)
9	1		10	Total Positions

- (a) Two (2) GF/GP 1,000 hrs/yr and one (1) GF/GP 1,640 hrs/yr PTNE Court Deputy II positions and two (2) GF/GP full-time Deputy I positions from the Sheriff Department provide service to this division.
- (b) Includes one (1) PTNE 1000 hrs/yr position and one (1) FTNE 2,000 hrs/yr position..
- (c) PTNE 1,000 hrs/yr position(s).
- (d) Includes one (1) PTNE 500 hrs/yr position, and one (1) PTNE 1,000 hrs/yr position.
- (e) PTNE 886 hrs/yr
- (f) Includes two (2) PTNE 1,000 hrs/yr position(s).
- (g) Created one (1) SR 520 hrs/yr PTNE position, per Misc. Res. #13294, effective 11/16/13.

Prepared by Human Resources Dept. 10/01/14.

PROBATE COURT			
CP	REC FY 15	TOT FY 15	PROBATE JUDGES
49	2	51	Gen Fund/Gen Purpose
			Special Revenue
49	2	51	Total Positions

GF/GP	SR	REC	FY 15	ADMINISTRATION
4			4	Probate Judge
1			1	Probate Court Administrator
4			4	Judicial Staff Attorney
4			4	Judicial Secretary
8			8	Court Clerk
21			21	Total Positions

GF/GP	SR	REC	FY 15	ESTATES/MENTAL HEALTH
1			1	Probate Register
1			1	Office Supervisor II
1			1	Case Management Coordinator
2			2	Office Supervisor I
3			3	Probate Specialist
9			9	Deputy Probate Register II
1			1	Office Leader
7			7	Office Assistant II (a)
		2	2	Office Assistant I
3			3	Student
28		2	30	Total Positions

(a) Includes one (1) GF/GP FTNE 2,000 hrs/yr position.

Prepared by Human Resources Dept. 10/01/14.

PROSECUTING ATTORNEY			
CP	REC FY 15	TOT FY 15	PROSECUTING ATTORNEY
143	1	143	Gen Fund/Gen Purpose
27		27	Special Revenue
0		0	Proprietary
170	1	170	Total Positions

ADMINISTRATION			
CP	REC FY 15	TOT FY 15	PROSECUTING ATTORNEY
30		30	Gen Fund/Gen Purpose
1		1	Special Revenue
31		31	Total Positions

LITIGATION			
CP	REC FY 15	TOT FY 15	CHIEF ASSISTANT PROSECUTOR
82	1	82	Gen Fund/Gen Purpose
26		26	Special Revenue
108	1	108	Total Positions

WARRANTS			
CP	REC FY 15	TOT FY 15	CHIEF - WARRANTS
18		18	Gen Fund/Gen Purpose
			Special Revenue
18		18	Total Positions

APPELLATE COURT			
CP	REC FY 15	TOT FY 15	CHIEF - APPEALS
13		13	Gen Fund/Gen Purpose
			Special Revenue
13		13	Total Positions

Prepared by Human Resources Dept. 10/01/14.

ADMINISTRATION			
CP	REC FY 15	TOT FY 15	PROSECUTING ATTORNEY
30		30	Gen Fund/Gen Purpose
1		1	Special Revenue
31		31	Total Positions

GF/GP	SR	REC	FY 15	EXECUTIVE STAFF
1			1	Prosecuting Attorney
1			1	Chief Assistant Prosecutor
1			1	Assistant Prosecutor IV
2			2	Assistant Prosecutor II
1			1	Administrative Assistant - Pros. Attorney
1			1	Accountant II (d)
1			1	Secretary II
1			1	Account Clerk II
1			1	Legal Secretary
1			1	Account Clerk I
2			2	Office Assistant II
5			5	Student
18			18	Total Positions

SPECIAL OPERATIONS			
CP	REC FY 15	TOT FY 15	CHIEF ASSISTANT PROSECUTOR
12		12	Gen Fund/Gen Purpose
1		1	Special Revenue
13		13	Total Positions

GF/GP	SR	REC	FY 15	CASE RECORDS
1			1	Office Supervisor I
1			1	Office Leader
1			1	Office Assistant II
3			3	Office Assistant I (a)
6			6	Total Positions

GF/GP	SR	REC	FY 15	VICTIM SERVICES
1			1	Victim Services Supervisor (b)
3	1		4	Victim Advocate (b,c)
2			2	Office Assistant II (e)
6	1		7	Total Positions

- (a) Includes two (2) GF/GP FTNE 2,000 hrs/yr position.
- (b) GF/GP positions partially reimbursed by the Crime Victim Rights Grant.
- (c) SR position paid from Victims of Crime Act (VOCA) grant funds.
- (d) PTNE 1,000 hrs/yr position.
- (e) One (1) position partially reimbursed by the Crime Victim Rights Grant.

Prepared by Human Resources Dept. 10/01/14.

LITIGATION			
CP	REC FY 15	TOT FY 15	CHIEF ASSISTANT PROSECUTOR
82	1	82	Gen Fund/Gen Purpose
26		26	Special Revenue
108	1	108	Total Positions

GF/GP	SR	REC	FY 15	CIRCUIT COURT
1			1	Chief - Circuit Court
2			2	Principal Attorney
5			5	Assistant Prosecutor IV
13			13	Assistant Prosecutor III
2			2	Assistant Prosecutor II
1			1	Prosecutor Investigator
3			3	Legal Secretary
27			27	Total Positions

GF/GP	SR	REC	FY 15	JUVENILE
1			1	Chief - Juvenile Justice
1			1	Assistant Prosecutor IV
6			6	Assistant Prosecutor III
5			5	Assistant Prosecutor II (e)
	1		1	Probation Officer I (c)
1			1	Prosecutor Investigator
1			1	Support Specialist
1			1	Para-Legal - Criminal Prosecution
2			2	Legal Secretary
2			2	Court Service Officer II (b)
1			1	Office Assistant II
21	1		22	Total Positions

GF/GP	SR	REC	FY 15	CHILD SEXUAL ASSAULT
1			1	Principal Attorney
3			3	Assistant Prosecutor III
1			1	Social Worker II
1			1	Prosecutor Investigator
6			6	Total Positions

GF/GP	SR	REC	FY 15	FAMILY SUPPORT (a)
	1		1	Chief - Family Support
	1	1	1	Assistant Prosecutor IV (h)
	2		2	Assistant Prosecutor III
	3		3	Pros. Investigator
	1		1	Legal Secretary
	1		1	Office Supervisor II
	4		4	Domestic Support Specialist (g)
	9		9	Office Assistant II
	2		2	Office Assistant I (b)
	24	1	24	Total Positions

GF/GP	SR	REC	FY 15	DISTRICT COURT
1			1	Chief - District Court
1			1	Assistant Prosecutor III
16			16	Assistant Prosecutor II
1			1	Legal Secretary
1			1	Office Assistant I
20			20	Total Positions

GF/GP	SR	REC	FY 15	DOMESTIC VIOLENCE
1			1	Assistant Prosecutor IV
1			1	Assistant Prosecutor III
3			3	Assistant Prosecutor II
1			1	Pros. Investigator
1			1	Support Specialist
7			7	Total Positions

GF/GP	SR	REC	FY 15	NARCOTICS TASK FORCE
	1		1	Assistant Prosecutor IV (d)
	0		0	Assistant Prosecutor III (f)
1			1	Legal Secretary
1	1		2	Total Positions

- (a) Positions funded by Cooperative Reimbursement Grant.
- (b) Includes one (1) PTNE 1,000 hrs/yr position.
- (c) Position (#09330) funded by Juvenile Accountability Block Grant, through 03/31/15, per Misc. Res. #14078.
- (d) Position (#07207) partially funded by Byrne N.E.T. Grant
- (e) Includes one (1) FTNE 2,000 hrs/yr position.
- (f) One (1) position (#06386) deleted per Misc. Res. # 13318, effective 10/01/13.
- (g) Four (4) positions upwardly reclassified from Support Specialist, per Human Resources Dept. audit, effective 08/24/13.
- (h) One (1) FTE position created effective January 1, 2015, per FY15 Budget.

WARRANTS			
CP	REC FY 15	TOT FY 15	CHIEF - WARRANTS
18		18	Gen Fund/Gen Purpose
			Special Revenue
18		18	Total Positions

GF/GP	SR	REC	FY 15	ADMINISTRATION (a)
1			1	Chief - Warrants
1			1	Secretary II
2			2	Total Positions

GF/GP	SR	REC	FY 15	WARRANTS
1			1	Principal Attorney
2			2	Assistant Prosecutor IV
3			3	Assistant Prosecutor III
4			4	Assistant Prosecutor II
1			1	Warrants Specialist
1			1	Office Supervisor I
1			1	Para-Legal - Criminal Prosecution
3			3	Office Assistant II
16			16	Total Positions

(a) Positions show under Warrants on salary pages.

Prepared by Human Resources Dept. 10/01/14.

APPELLATE COURT			
CP	REC FY 15	TOT FY 15	CHIEF - APPEALS
13		13	Gen Fund/Gen Purpose
			Special Revenue
13		13	Total Positions

GF/GP	SR	REC	FY 15	ADMINISTRATION
1			1	Chief - Appeals
1			1	Total Positions

GF/GP	SR	REC	FY 15	APPEALS
2			2	Principal Attorney
3			3	Assistant Prosecutor IV
3			3	Assistant Prosecutor III
1			1	Assistant Prosecutor II
1			1	Legal Secretary
2			2	Support Specialist
12			12	Total Positions

Prepared by Human Resources Dept. 10/01/14.

SHERIFF'S DEPARTMENT			
CP	REC FY 15	TOT FY 15	SHERIFF
1085	3(2)	1085	Gen Fund/Gen Purpose
31		31	Special Revenue
1		1	Proprietary
1117	3(2)	1117	Total Positions

SHERIFF'S OFFICE			
CP	REC FY 15	TOT FY 15	SHERIFF
13		13	Gen Fund/Gen Purpose
			Special Revenue
			Proprietary
13		13	Total Positions

ADMINISTRATIVE SERVICES			
CP	REC FY 15	TOT FY 15	BUSINESS MANAGER - SHERIFF DEPT
31		31	Gen Fund/Gen Purpose
			Special Revenue
			Proprietary
31		31	Total Positions

CORRECTIVE SERVICES - DETENTION FACILITIES			
CP	REC FY 15	TOT FY 15	MAJOR
314	(1)	314	Gen Fund/Gen Purpose
5		5	Special Revenue
			Proprietary
319	(1)	319	Total Positions

SHERIFF - EMERGENCY RESPONSE AND PREPAREDNESS (c)			
CP	REC FY 15	TOT FY 15	MAJOR
69	1(1)	72	Gen Fund/Gen Purpose
1		1	Special Revenue
			Proprietary
70	1(1)	73	Total Positions

CORRECTIVE SERVICES - SATELLITE FACILITIES (b,d)			
CP	REC FY 15	TOT FY 15	MAJOR
158	1	156	Gen Fund/Gen Purpose
1		1	Special Revenue
1		1	Proprietary
160	1	158	Total Positions

PATROL SERVICES (a)			
CP	REC FY 15	TOT FY 15	MAJOR
431		431	Gen Fund/Gen Purpose
5		5	Special Revenue
			Proprietary
436		436	Total Positions

INVESTIGATIVE & FORENSIC SERVICES			
CP	REC FY 15	TOT FY 15	MAJOR
69	1	68	Gen Fund/Gen Purpose
19		19	Special Revenue
			Proprietary
88	1	87	Total Positions

- (a) Contracts with municipalities (334 positions).
- (b) Contracts with District Courts (10 positions).
- (c) Two (2) positions assigned City of Pontiac contract for EMD services.
- (d) One (1) position created effective 01/01/15, per FY15 Budget.

SHERIFF'S OFFICE			
CP	REC FY 15	TOT FY 15	SHERIFF
13		13	Gen Fund/Gen Purpose
			Special Revenue
13		13	Total Positions

GF/GP	SR	REC	FY 15	SHERIFF'S STAFF
1			1	Sheriff
1			1	Undersheriff
1			1	Business Manager - Sheriff Dept.
2			2	Major
1			1	Sheriff Community Liaison
1			1	Sheriff State and Federal Coordinator
1			1	Administrative Assistant to Elected Official
4			1	Secretary II
0			3	Technical Assistant (a)
1			1	Secretary I
13			13	Total Positions

(a) Three (3) positions laterally reclassified from Secretary II, per FY15 Budget.
Recommended

Prepared by Human Resources Dept. 10/01/14.

ADMINISTRATIVE SERVICES			
CP	REC FY 15	TOT FY 15	BUSINESS MANAGER- SHERIFF DEPT
31		31	Gen Fund/Gen Purpose
			Proprietary
31		31	Total Positions

GF/GP	PR	REC	FY 15	ADMINISTRATION
1			1	Supervisor Sheriff Administrative Svcs.
2			2	Central Employee Records Coordinator
1			1	Office Supervisor II (f,h)
2			2	Account Clerk II (c)
1			1	Office Assistant II (b)
7			7	Total Positions

GF/GP	PR	REC	FY 15	RECORDS
1			1	Supervisor - Sheriff Records
1			1	Sheriff Legal Information Clerk
11			11	Office Assistant II (a)
2			2	Court Deputy I (b)
2			2	Student
17			17	Total Positions

GF/GP	PR	REC	FY 15	CONTRACTS / COLLECTIONS (d)
1			1	Supervisor - Sheriff Contracts & Accounts (g)
1			1	Collection Supervisor
1			1	Junior Accountant
1			1	Technical Assistant
1			1	Account Clerk II
5			5	Total Positions

GF/GP	PR	REC	FY 15	JAIL LIBRARY PROGRAM (e)
1			1	Jail Library Technician
1			1	Library Technician I
2			2	Total Positions

- (a) Includes one (1) PTNE 1,000 hrs/yr position.
- (b) PTNE 1,000 hrs/yr positions.
- (c) One (1) position reimbursed by contract with ARAMARK.
- (d) Shows under Administration in salary pages.
- (e) Position(s) report to Supervisor - Sheriff Contracts & Accounts, reimbursed by contract with ARAMARK.
- (f) Position laterally reclassified from Employee Records Specialist, per Human Resources Dept. audit, effective 09/07/13.
- (g) Position upwardly reclassified from Contract Coordinator per Misc. Res. #13242, effective 10/05/13.
- (h) Position upwardly reclassified from Office Supervisor I, per Human Resources Dept. audit, effective 09/07/13.

SHERIFF - EMERGENCY RESPONSE AND PREPAREDNESS			
CP	REC FY 15	TOT FY 15	MAJOR
69	1(1)	72	Gen Fund/Gen Purpose
1		1	Special Revenue
70	1(1)	73	Total Positions

GF/GP	SR	REC	FY 15	ADMINISTRATION
1			1	Captain (a,b)
1			1	Lieutenant
	1		1	Intelligence Analyst (i)
0			1	Technical Assistant (n)
1			1	Account Clerk II
3	1		5	Total Positions

GF/GP	SR	REC	FY 15	TRAINING
2			2	Sergeant
2			2	Deputy II
1			1	Training Assistant
1			1	Office Assistant II (d)
6			6	Total Positions

GF/GP	SR	REC	FY 15	COMMUNICATIONS
1			1	Chief Emergency Management Operations
1		1	2	Sheriff Comm. Quality Assurance Supv. (o)
6		(1)	5	Dispatch Specialist Shift Leader
51			51	Dispatch Specialist (e,f,g,h,j,k,l)
0			2	Warrants Clerk (m)
1			1	Office Assistant II (c)
60		1(1)	62	Total Positions

- (a) Position works on law enforcement issues related to the Health & Human Services/Homeland Security Division.
- (b) Position reports to Major.
- (c) Position (#10053) funded by Brandon Fire Dispatch & four patrol contracts.
- (d) One (1) PTNE 1,000 hrs/yr position.
- (e) Positions (#11109 and 11110) City of Pontiac contract for EMD services contract.
- (f) Two (2) GF/GP positions (#10883 and 10884) City of Walled Lake Police & Fire Dispatch contract, through 03/31/15.
- (g) Two (2) GF/GP positions (#09632 and 09633) City of Wixom contract through 03/31/15.
- (h) Two (2) GF/GP positions (#10950 and 10951) City of Rochester Hills Police and Fire Dispatch contract.
- (i) Position (#11083) funded by FEMA State Homeland Security Grant.
- (j) One (1) GF/GP position (#11329) Village of Holly Police and Fire Dispatch contract created per Misc. Res. #13187, through FY 2015.
- (k) One (1) GF/GP position (#11330) Twp of Groveland Fire Dispatch contract created per Misc. Res. #13188, through FY 2015.
- (l) One (1) GF/GP position (#11396) Twp of Orion Fire Dispatch contract created per Misc. Res. #13191, through FY 2015.
- (m) Two (2) positions transferred from Investigative & Forensic Services/Special Teams, per FY15 Budget.
- (n) Position laterally reclassified from Secretary II, and transferred from Corrective Services-Satellites, per FY15 Budget.
- (o) One (1) GF/GP position (#11576) created per FY15 Budget.

Prepared by Human Resources Dept. 10/01/14.

CORRECTIVE SERVICES - DETENTION FACILITIES			
CP	REC FY 15	TOT FY 15	MAJOR
314	(1)	314	Gen Fund/Gen Purpose
5		5	Special Revenue
319	(1)	319	Total Positions

GF/GP	SR	REC	FY 15	ADMINISTRATION
1			1	Captain (d)
1			1	Lieutenant
1			1	Technical Assistant (j)
1			1	Office Assistant II (h)
4			4	Total Positions

GF/GP	SR	REC	FY 15	DETENTION FACILITIES
2			3	Lieutenant (k)
11			10	Sergeant (k)
21			21	Corrections Deputy II (e)
131			131	Corrections Deputy I (e)
10			10	Inmate Booking Clerk
10			10	Court Deputy II (f)
185			185	Total Positions

GF/GP	SR	REC	FY 15	DETENTION FACILITY - SOUTH
1			1	Lieutenant
5			5	Sergeant
17			17	Corrections Deputy II
59			59	Corrections Deputy I
82			82	Total Positions

GF/GP	SR	REC	FY 15	INMATE PROGRAM SERVICES (b)
1			1	Chief - Corrections Program Services (c)
2		(1)	1	Inmate Caseworker Supervisor
10	3		13	Inmate Caseworker (b,g,i)
2	1		3	Inmate Substance Abuse Tech (a,b,i)
1			1	Corrections Deputy II (c)
3			3	Corrections Deputy I
4			4	Classification Agent
2	1		3	Office Assistant II (b)
25	5	(1)	29	Total Positions

GF/GP	SR	REC	FY 15	VISITING & RECREATION
5			5	Sergeant
12			12	Corrections Deputy I
1			2	Office Assistant II (l)
18			19	Total Positions

- (a) One (1) GF/ GP PTNE 1,000 hrs/yr position (#10726) assigned to Tether Program.
- (b) One (1) GF/GP position (#06577) partially reimbursed by Community Mental Health Authority. Five (5) SR positions (Community Corrections Grant): PTNE 1,000 hrs/yr Office Assistant II (#07417), Inmate Caseworkers (#07418, 07419, 07420) and Inmate Substance Tech (#07421)
- (c) Position reports to Lieutenant.
- (d) Position reports to Major.
- (e) Nine (9) Corrections Deputy I and six (6) Corrections Deputy II positions assigned to K-pod.
- (f) Ten (10) Court Deputy II positions 1,500 hrs/yr assigned to Hospital Watch.
- (g) One (1) GF/GP position (#10435) assigned to the Life Employment & Skills Program funded from Prisoner Housing - Outside County line item.
- (h) PTNE 1,000 hrs/yr position
- (i) One (1) GF/GP PTNE 1,000 hrs/yr position.
- (j) Position laterally reclassified from Secretary II, per FY15 Budget.
- (k) One (1) Sergeant position upwardly reclassified, per FY15 Budget.
- (l) One (1) position downwardly reclassified from Work Projects Coordinator, and transferred from Corrective Services-Satellites, per FY15 Budget.

Prepared by Human Resources Dept. 10/01/14.

CORRECTIVE SERVICES - SATELLITE FACILITIES (c)				
CP	REC FY 15	TOT FY 15	MAJOR	
158	1	156	Gen Fund/Gen Purpose	
1		1	Proprietary	
1		1	Special Revenue	
160	1	158	Total Positions	

GF/GP	SR	REC	FY 15	ADMINISTRATION UNIT
1			1	Captain (m)
1			1	Lieutenant
1			1	Technical Assistant (p,r)
3			3	Total Positions

GF/GP	SR	PR	REC	FY 15	EAST ANNEX
3				3	Sergeant
6				6	Corrections Deputy II
25				25	Corrections Deputy I
1				1	Work Projects Supervisor
2				1	Work Projects Coordinator (q)
7				7	Court Deputy I (j)
4				4	Office Assistant I (l)
48				47	Total Positions

GF/GP	SR	REC	FY 15	COURT SERVICES/TRANSPORT
1			1	Sergeant
4			4	Corrections Deputy II
3			3	Deputy I (f)
37		1	37	Corrections Deputy I (f,s)
1			0	Technical Assistant (r)
46		1	45	Total Positions

GF/GP	SR	PR	REC	FY 15	COURTHOUSE SECURITY
2				2	Sergeant (u)
12				12	Corrections Deputy I (a,i,j)
47		1		48	Court Deputy II (a,b,d,e,g,h,l,n,o,t,v)
	1			1	Court Deputy I (k)
61	1	1		63	Total Positions

- (a) Positions assigned as follows: Three (3) Court Deputy II positions for FOC Security; two (2) Correction Deputy I positions for Courthouse Security; and ten (10) Correction Deputy I positions - two (2) positions assigned to Divisions I, II, and IV, and four (4) positions to Div. III - and twelve (12) Court Deputy II positions - three (3) positions assigned to each of the four Divisions of the 52nd District Court.
- (b) PTNE 1,000 hrs/yr positions, except four (4) PTNE 1,640 hrs/yr (#09838, 09839, 09840 & 09841) and three (3) PTNE 1,900 hrs/yr (#07266, 07267 & 07268) PTNE positions assigned to Courthouse Security, two (2) PTNE 1,480 hrs/yr positions (#10382 & 10383) assigned to Hazel Park, and four (4) PTNE 1,640 hrs/yr PTNE positions (#09924, 09925, 09926 & 09927) assigned to 52nd District Court, one to each of the four Divisions, and one (1) PTNE position (#07265) at 1,500 hrs/yr.
- (c) Contracts for ten (10) positions assigned by contract to District Courts scheduled to expire 9/30/14. Expected to be continued.
- (d) Includes three (3) positions (#09007, 09008 and 09899) assigned, per contract to 48th District Court. Contract and positions expire 9/30/14. Expected to be continued.
- (e) PTNE 1,720 hrs/yr. Includes two (2) positions (#09823, 09824) assigned to 43rd District Court/Madison Heights. Two (2) positions (#10382 & #10383) assigned to 43rd District Court/ Hazel Park. Contracts expire 09/30/14.
- (f) Includes two (2) positions (#09917 and #09916) assigned to 52nd District C/Div III; two (2) positions (#10219 and #10220) assigned to 51st District Court.
- (g) Includes three (3) positions (#09992, #09993, #09994) assigned, per contract to 47th District Court through 9/30/14.
- (h) Includes one (1) PR position at 2,400 hrs/yr funded by Indirect Cost Recovery.
- (i) Includes three (3) Corrections Deputy I and one (1) PTNE 1,640 hrs/yr Court Deputy II created and assigned to 52 District Court Division II and III.
- (j) Includes five (5) GF/GP FTNE 2,080 hrs/yr (#10809, 10810, 10811, 10812 and 10813) and two (2) GF/GP PTNE 1,240 hrs/yr Court Deputy I positions (#10814 and 10815), created to support the results program.
- (k) One (1) SR position (#11224) funded by JAG Grant per Misc. Res. #11218.
- (l) Includes one (1) GF/GP, PTNE 1,000 hrs/yr position (#10818), FTNE 2,000 hrs/yr position (#10816) and two (2) GF/GP FTE positions (#11264 & 11265) to support the results program.
- (m) Position reports to Major.
- (n) Two (2) GF/GP Court Deputy II PTNE 1,000 hrs per/yr positions created per Misc. Res. #13263, effective 10/19/13.
- (o) Four (4) GF/GP Court Deputy II PTNE 1,000 hrs per/yr positions created per Misc. Res. #14062, effective 04/19/14.
- (p) Position laterally reclassified from Secretary II, and transferred to Emergency Response & Preparedness, per FY15 Budget.
- (q) One (1) position downwardly reclassified to Office Assistant II, and transferred to Corrective Services-Detention Facilities/Visiting & Recreation, per FY15 Budget.
- (r) Position upwardly reclassified from Office Assistant, and transferred to Corrective Services-Satellites/Administration, per FY15 Budget.
- (s) One (1) position created effective 01/01/15, per FY15 Budget.
- (t) 800 hours added to position #11414, for a total of 1,800 hrs/yr, per FY15 Budget.
- (u) One (1) GF/GP FTE position created per Misc. Res. #14200, effective 09/06/14.
- (v) Two (2) GF/GP PTNE positions created per Misc. Res. #14205, effective 09/06/14.

PATROL SERVICES			
CP	REC FY 15	TOT FY 15	MAJOR
431		431	Gen Fund/Gen Purpose
5		5	Special Revenue
			Proprietary
436		436	Total Positions

GF/GP	SR	REC	FY 15	ADMINISTRATION
1			1	Captain (e)
1			1	Lieutenant
1			1	Central Employee Records Coordinator
1			1	Technical Assistant
4			4	Total Positions

GF/GP	SR	REC	FY 15	CONTRACTED PATROL - ROCHESTER HILLS
1			1	Captain (e)
2			2	Lieutenant
7			7	Sergeant
47			47	Deputy II
1			1	Technical Assistant (i)
2			2	Office Assistant II (i)
60			60	Total Positions

GF/GP	SR	REC	FY 15	CONTRACTED PATROL - PARKS
1			1	Sergeant
1			1	Deputy II (g)
2			2	Deputy I
34			34	Park Deputy II (b)
11			11	Park Deputy I (b)
9			9	Mounted Deputy (a)
58			58	Total Positions

GF/GP	SR	REC	FY 15	CONTRACTED PATROL - PONTIAC
1			1	Captain (e)
2			2	Lieutenant
7			7	Sergeant
65			65	Deputy II (d)
12			12	Court Deputy II (f)
4			4	Office Assistant II (f)
91			91	Total Positions

GF/GP	SR	REC	FY 15	TRAFFIC (c)
2	1		3	Sergeant
5	4		9	Deputy II (h)
7	5		12	Total Positions

GF/GP	PR	REC	FY 15	CONTRACTED PATROL - OTHER MUNICIPALITIES
173			173	General Fund/Gen Purpose
				Special Revenue
				Proprietary
173			173	Total Positions

GF/GP	SR	REC	FY 15	PATROL
11			11	Deputy II
11			11	Total Positions

GF/GP	PR	REC	FY 15	AVIATION
2			2	Deputy II
2			2	Total Positions

GF/GP	PR	REC	FY 15	PATROL SERVICES - MARINE SAFETY
25			25	General Fund/Gen Purpose
				Special Revenue
				Proprietary
25			25	Total Positions

- (a) PTNE positions #09748 and #09749 funded at 1,150 hrs/yr, Pos. #09750 funded at 1,200 hrs/yr (Paint Creek Trailways Contract), Pos #12064 funded at 240 hrs/yr (City of Orchard Lake contract), PTNE positions #11020, 11021 & 11022 funded at 1,000 hrs/yr to cover County Parks; position #11188 & 12064 funded 240 hrs/yr to support City of Orchard Lake. Two (2) positions funded at 200 hrs/yr.
- (b) All positions PTNE. Twenty-three (23) Park Deputy II positions funded at 600 hrs/yr, four (4) Park Deputy II positions funded at 500 hrs/yr, two (2) Park Deputy I position at 600 hrs/yr, and six (6) Park Deputy I positions at 500 hrs/yr for County Parks, seven (7) Park Deputy II and three (3) Park Deputy I positions 298 hrs/yr for Camp Dearborn.
- (c) SR positions funded by Secondary Road Patrol Grant - Act 416.
- (d) One (1) GF/GP position (#11149) reimbursed 50% by ATPA Grant.
- (e) Position reports to Major.
- (f) PTNE 1,000 hrs/yr positions.
- (g) Created one (1) GF/GP FTE position, per Misc. Res. #13319, effective 02/01/14.
- (h) One (1) SR position (#11317) deleted per Misc. Res. # 13282, effective 04/01/14.
- (i) One (1) GF/GP FTE Technical Assistant and two (2) GF/GP PTNE, 1,000 hrs/yr positions created, per Misc. Res. #14044, effective 03/22/14.

Prepared by Human Resources Dept. 10/01/14.

PATROL SERVICES - MARINE SAFETY			
CP	REC FY 15	TOT FY 15	
25		25	Gen Fund/Gen Purpose
			Special Revenue
			Proprietary
25		25	Total Positions

GF/GP	SR	REC	FY 15	MARINE SAFETY
1			1	Sergeant
1			1	Office Assistant II (b)
1			1	Marine Mechanic (a)
22			22	Marine Safety Deputy I (c,d,e,f,g,h,i,j,k,l,m,n)
25			25	Total Positions

- (a) PTNE 300 hrs/yr position.
- (b) One (1) PTNE 1,000 hrs/yr position.
- (c) Ten (10) PTNE 330 hrs/yr positions (#06159, 06395, 06396, 06397, 06398, 06400, 06401, 06402, 06403 and 06404)
- (d) One (1) GF/GP PTNE 640 hrs/yr position (#10943), contract with Charter Township of Orion
- (e) One (1) GF/GP PTNE 125 hrs/yr position (#10942), contract with Township of Addison.
- (f) One (1) GF/GP PTNE 250 hrs/yr position (#10949) contract with Township of Commerce.
- (g) One (1) GF/GP PTNE 125 hrs/yr position (#11201) contract with Charter Township of Independence.
- (h) Two (2) GF/GP PTNE 1,700 hrs/yr positions (#10945 and 10946) contract with Township of West Bloomfield
- (i) One (1) GF/GP PTNE 250 hrs/yr position (#10948) contract with City of Orchard Lake Village.
- (j) One (1) GF/GP 250 hrs/yr position (#11090) contract with Charter Township of Waterford.
- (k) One (1) GF/GP 250 hrs/yr position (#10962) contract with Charter Township of White Lake.
- (l) One (1) GF/GP 250 hrs/yr position (#10961) contract with Charter Township of Highland.
- (m) One (1) GF/GP 250 hrs/yr position (#13109) contract with City of Novi.
- (n) One (1) GF/GP 250 hrs/yr position (#11395) contract with City of Sylvan Lake.

Prepared by Human Resources Dept. 10/01/14.

CONTRACTED PATROL - OTHER MUNICIPALITIES			
CP	REC FY 15	TOT FY 15	
173		173	Gen Fund/Gen Purpose
			Special Revenue
			Proprietary
173		173	Total Positions

GF/GP	SR	REC	FY 15	CONTRACTED PATROL - ADDISON
1			1	Sergeant
5			5	Deputy II (f)
6			6	Total Positions

GF/GP	SR	REC	FY 15	CONTRACTED PATROL - LYON
1			1	Sergeant
11			11	Deputy II
12			12	Total Positions

GF/GP	SR	REC	FY 15	CONTRACTED PATROL - BRANDON
1			1	Sergeant
10			10	Deputy II (a,c,h)
11			11	Total Positions

GF/GP	SR	REC	FY 15	CONTRACTED PATROL - OAKLAND
1			1	Sergeant
12			12	Deputy II (g)
2			2	Court Deputy II (b)
15			15	Total Positions

GF/GP	PR	REC	FY 15	CONTRACTED PATROL - COMMERCE
1			1	Lieutenant
2			2	Sergeant
27			27	Deputy II (d)
1			1	Deputy I
31			31	Total Positions

GF/GP	PR	REC	FY 15	CONTRACTED PATROL - ORION
1			1	Lieutenant
2			2	Sergeant
23			23	Deputy II
26			26	Total Positions

GF/GP	PR	REC	FY 15	CONTRACTED PATROL - HIGHLAND
1			1	Sergeant
16			16	Deputy II
17			17	Total Positions

GF/GP	SR	REC	FY 15	CONTRACTED PATROL - OXFORD
1			1	Sergeant
14			14	Deputy II
15			15	Total Positions

GF/GP	PR	REC	FY 15	CONTRACTED PATROL - INDEPENDENCE
1			1	Lieutenant
3			3	Sergeant
25			25	Deputy II (a)
29			29	Total Positions

GF/GP	SR	REC	FY 15	CONTRACTED PATROL - ROYAL OAK (e)
0			0	Sergeant
0			0	Deputy II
0			0	Total Positions

GF/GP	SR	REC	FY 15	CONTRACTED PATROL - SPRINGFIELD
1			1	Sergeant
10			10	Deputy II
11			11	Total Positions

- (a) One (1) position (#10917) estimated at 1,040 hrs/yr shared by Independence & Brandon Townships. (Shown in Independence)
- (b) PTNE 1,000 hrs/yr positions.
- (c) One (1) GF/GP FTE position (#11066) deleted per Misc. Res. # 13248, effective 06/27/14.
- (d) Created two (2) GF/GP FTE positions, per Misc. Res. #13321 effective 12/28/13.
- (e) One (1) Sergeant position & three (3) Deputy II positions deleted per Misc. Res. # 13320, effective 01/01/14.
- (f) One (1) position (#03504) deleted per Misc. Res. # 14060, effective 04/19/14.
- (g) One (1) GF/GP FTE position created per Misc. Res. # 14137, effective 06/14/14 to 12/31/15.
- (h) One (1) GF/GP FTE position created per Misc. Res. # 14168, effective 08/20/14.

Prepared by Human Resources Dept. 10/01/14.

INVESTIGATIVE & FORENSIC SERVICES			
CP	REC FY 15	TOT FY 15	MAJOR
69	1	68	Gen Fund/Gen Purpose
19		19	Special Revenue
88	1	87	Total Positions

GF/GP	SR	REC	FY 15	ADMINISTRATION
1			1	Captain (c)
1			1	Lieutenant
1			1	Technical Assistant
3			3	Total Positions

GF/GP	SR	REC	FY 15	FORENSIC SERVICES
1			1	Adm Forensic Lab Services
1			1	Sergeant
2			2	Deputy II
2			2	Chemist - Forensic Lab (j)
1			1	Forensic CODIS Analyst
1			1	DNA/Biology Lab Supervisor
2			2	Forensic Biologist
3			3	Forensic Toxicologist Chemist (l)
1			1	DNA Technician
5			5	Forensic Laboratory Specialist II
4			4	Forensic Laboratory Technician (i)
2			2	Office Assistant II
25			25	Total Positions

GF/GP	SR	REC	FY 15	NARCOTICS ENFORCEMENT TEAM (N.E.T.)
1			1	Lieutenant
2	2		4	Sergeant (e)
1			1	N.E.T. Auditor
5			5	Deputy II
1			1	Property Room Technician
1			1	Technical Assistant
	1		1	Office Assistant II (m)
11	3		14	Total Positions

GF/GP	SR	REC	FY 15	SPECIAL TEAMS (a)
2			2	Lieutenant (f)
9	1		10	Sergeant (d,h)
10	6	1	17	Deputy II (b,n)
4			4	Fire Investigator
1			1	Senior Property Room Technician
1			1	Technical Assistant (p)
2			0	Warrant Clerk (r)
1			1	Office Assistant II (k)
30	7	1	36	Total Positions

GF/GP	SR	REC	FY 15	SHERIFF/FRIEND OF THE COURT (g)
	1		1	Sergeant
	6		6	Deputy II
	2		2	Warrants Clerk (o)
	9		9	Total Positions

- (a) Includes positions assigned as follows: Two (2) Sergeants & five (5) Deputy II for Warrants; one (1) Sergeant and six (6) SR Deputy II for Auto Theft Prevention; two (2) Sergeants for Fugitive Apprehension Team (FAT); and seven (7) Sergeants for Special Investigations; and one (1) Sergeant & one (1) Deputy II Computer Crime Investigations.
- (b) Includes six (6) SR positions (#06108, #06109, #06147, #06148, #10898 and #11067) funded by Auto Theft Prevention Authority Grant. One (1) position assigned to City of Detroit.
- (c) Position reports to Major.
- (d) Includes one (1) GF/GP position (#07927) funded annually by the Law Enforcement Enhancement Account.
- (e) Two (2) SR positions (#09829 and #09830) partially funded by the Byrne N.E.T. grant and forfeiture fund.
- (f) Includes one (1) position assigned to Fugitive/Warrants.
- (g) Positions partially (66%) reimbursed by Cooperative Reimbursement Grant.
- (h) One (1) SR position (#10333) funded by Auto Theft Prevention Grant.
- (i) Includes two (2) FTE positions funded by reduced Out-County prisoner expenses, and two (2) GF/GP PTNE 1,000 hrs/year positions reimbursed by HIDTA funds..
- (j) One (1) GF/GP position (#09550) funded by the Law Enforcement Enhancement Account/Lab Fees, per Misc. Res. #00130.
- (k) One (1) PTNE 1,000 hrs/yr position.
- (l) Position(s) partially funded by testing fees associated with Results pilot program.
- (m) PTNE 1,000 hrs/yr position (#10931) partially funded by the BYRNE N.E.T. grant and forfeiture funds.
- (n) One (1) SR position funded by Auto Theft Prevention Authority Grant and assigned to the City of Detroit.
- (o) One (1) FTNE 2,000 hrs/yr position, and one (1) PTNE 1,000 hrs/yr position.
- (p) Position downwardly reclassified from Special Teams Support Coordinator, per FY15 Budget.
- (q) Classification retitled from Administrator Forensic DNA/Biology Lab Services, per Misc. res. #13242, effective 10/05/13.
- (r) Positions transferred to Emergency Response & Preparedness/Communications, per FY15 Budget.

COUNTY CLERK / REGISTER OF DEEDS (a)			
CP	REC FY 15	TOT FY 15	COUNTY CLERK / REGISTER OF DEEDS
106		106	Gen Fund/Gen Purpose
6		6	Special Revenue
			Proprietary
112		112	Total Positions

ADMINISTRATION DIVISION			
CP	REC FY 15	TOT FY 15	COUNTY CLERK/ REGISTER OF DEEDS
6		6	Gen Fund/Gen Purpose
			Special Revenue
			Proprietary
6		6	Total Positions

COUNTY CLERK DIVISION			
CP	REC FY 15	TOT FY 15	CHIEF DEPUTY COUNTY CLERK
53		53	Gen Fund/Gen Purpose
			Special Revenue
			Proprietary
53		53	Total Positions

GF/GP	REC	FY 15	JURY COMMISSION
1		1	Office Assistant I (b)
1		1	Total Positions

REGISTER OF DEEDS DIVISION (a)			
CP	REC FY 15	TOT FY 15	CHIEF DEPUTY REGISTER OF DEEDS
36		36	Gen Fund/Gen Purpose
6		6	Special Revenue
			Proprietary
42		42	Total Positions

ELECTIONS DIVISION			
CP	REC FY 15	TOT FY 15	DIRECTOR OF ELECTIONS
10		10	Gen Fund/Gen Purpose
			Special Revenue
			Proprietary
10		10	Total Positions

- (a) Includes Micrographics & Reproductions.
(b) PTNE GF/GP 1,000 hrs/yr position.

Prepared by Human Resources Dept. 10/01/14.

ADMINISTRATION DIVISION			
CP	REC FY 15	TOT FY 15	COUNTY CLERK / REGISTER OF DEEDS
6		6	Gen Fund/Gen Purpose
			Special Revenue
			Proprietary
6		6	Total Positions

GF/GP	SR	REC	FY 15	ADMINISTRATION DIVISION
1			1	County Clerk / Register of Deeds
2			2	Deputy Clerk / Register of Deeds
1			1	Administrative Assistant to Elected Official
1			1	Secretary II
1			1	Student
6			6	Total Positions

Prepared by Human Resources Dept. 10/01/14.

COUNTY CLERK DIVISION			
CP	REC FY 15	TOT FY 15	CHIEF DEPUTY COUNTY CLERK
53		53	Gen Fund/Gen Purpose
			Special Revenue
53		53	Total Positions

GF/GP	SR	REC	FY 15	ADMINISTRATION UNIT
1			1	Chief Deputy County Clerk
1			1	Supervisor - County Clerk Vital Records
2			2	Total Positions

GF/GP	SR	REC	FY 15	VITAL RECORDS UNIT
1			1	Office Leader
9			9	Office Assistant II
2			2	Student
12			12	Total Positions

GF/GP	SR	REC	FY 15	LEGAL RECORDS UNIT
1			1	Supervisor - County Clerk Legal Records
1			1	Office Supervisor II
1			1	County Clerk Support Specialist
11			11	County Clerk Records Specialist
1			1	Court Accounts Coordinator
6			6	County Clerk Records Clerk
15			15	Office Assistant II
2			2	Clerk (a)
1			1	Student
39			39	Total Positions

(a) Includes one (1) 2,000 hrs/yr FTNE position.

Prepared by Human Resources Dept. 10/01/14.

ELECTIONS DIVISION			
CP	REC FY 15	TOT FY 15	DIRECTOR OF ELECTIONS
10		10	Gen Fund/Gen Purpose
			Special Revenue
			Proprietary
10		10	Total Positions

GF/GP	SR	REC	FY 15	ELECTIONS DIVISION
1			1	Director of Elections
1			1	County Clerk Comm. & Ext. Aff. Coord
2			2	Elections Specialist
3			3	County Clerk Records Specialist (a)
2			2	Office Assistant II
1			1	Student
10			10	Total Positions

(a) Three (3) positions upwardly reclassified from Office Assistant II, per Human Resources Dept. audit, effective 10/05/13.

Prepared by Human Resources Dept. 10/01/14.

REGISTER OF DEEDS DIVISION (a)			
CP	REC FY 15	TOT FY 15	CHIEF DEPUTY REGISTER OF DEEDS
36		36	Gen Fund/Gen Purpose
6		6	Special Revenue
			Proprietary
42		42	Total Positions

GF/GP	SR	REC	FY 15	ADMINISTRATIVE UNIT (a)
1			1	Chief Deputy Register of Deeds
1			1	Supervisor - Register of Deeds
2			2	Total Positions

Plat Board

GF/GP	SR	REC	FY 15	REAL ESTATE & CASHIER UNIT (a)
1			1	Office Supervisor II
1			1	Account Clerk II
7			7	Real Estate Recording Clerk
2			2	Office Assistant II
3			3	Cashier
14			14	Total Positions

GF/GP	SR	REC	FY 15	MICROGRAPHICS UNIT (a,b)
1			1	Micrographic Equipment Operator Supervisor
2	2		4	Micrographic Equipment Operator II (d)
2			2	Micrographic Equipment Operator I
5	2		7	Total Positions

GF/GP	SR	REC	FY 15	GRANTOR - GRANTEE UNIT (a)
1			1	Office Supervisor I
8			8	Office Assistant II
9			9	Total Positions

GF/GP	SR	REC	FY 15	TRACT INDEX UNIT (a)
1			1	Office Supervisor I
3			3	Office Assistant II
1			1	Student
5			5	Total Positions

GF/GP	SR	REC	FY 15	VALIDATION UNIT (a)
	1		1	GIS-CAD Technician II (d)
	3		3	GIS-CAD Technician I (d)
	4		4	Total Positions

GF/GP	SR	REC	FY 15	PLAT REVIEW (a)
1			1	Plat and Boundary Review Specialist (c)
1			1	Total Positions

- (a) Positions appear in Register of Deeds Administration on salaries pages, except for Micrographics.
- (b) Unit reports to a Deputy Clerk/Register of Deeds.
- (c) Position partially funded by the Clerk Survey Reimbursement Grant.
- (d) SR positions funded by Automation Fund.

Prepared by Human Resources Dept. 10/01/14.

TREASURER			
CP	REC FY 15	TOT FY 15	COUNTY TREASURER
40		40	Gen Fund/Gen Purpose
0		0	Special Revenue
7		7	Proprietary
47		47	Total Positions

ADMINISTRATION			
CP	REC FY 15	TOT FY 15	COUNTY TREASURER
8		8	Gen Fund/Gen Purpose
0		0	Special Revenue
0		0	Proprietary
8		8	Total Positions

GENERAL ACCOUNTING			
CP	REC FY 15	TOT FY 15	CHIEF - DEPUTY TREASURER
11		11	Gen Fund/Gen Purpose
0		0	Special Revenue
1		1	Proprietary
12		12	Total Positions

TAX ADMINISTRATION			
CP	REC FY 15	TOT FY 15	CHIEF - TAX ADMINISTRATION
21		21	Gen Fund/Gen Purpose
0		0	Special Revenue
6		6	Proprietary
27		27	Total Positions

Prepared by Human Resources Dept. 10/01/14.

ADMINISTRATION (a)			
CP	REC FY 15	TOT FY 15	COUNTY TREASURER
8		8	Gen Fund/Gen Purpose
			Special Revenue
			Proprietary
8		8	Total Positions

GF/GP	SR	REC	FY 15	ADMINISTRATION
1			1	County Treasurer
1			1	Chief Deputy Treasurer
1			1	Admin. Assistant to Elected Official
1			1	Technical Assistant (c)
1			1	Treasurer Property Specialist (b)
1			1	Student
6			6	Total Positions

GF/GP	SR	REC	FY 15	INVESTMENT (a)
1			1	Investment Administrator
1			1	Revenue Collection Specialist
2			2	Total Positions

- (a) Positions show in Administration unit on salaries pages.
(b) Position upwardly reclassified from Accountant II per Misc. Res. #14090, effective 05/03/14.
(c) Position laterally reclassified from Secretary II, per FY15 Budget.

Prepared by Human Resources Dept. 10/01/14.

GENERAL ACCOUNTING			
CP	REC FY 15	TOT FY 15	CHIEF - DEPUTY TREASURER
11		11	Gen Fund/Gen Purpose
0		0	Special Revenue
1		1	Proprietary
12		12	Total Positions

GF/GP	PR	REC	FY 15	CASH ACCOUNTING
1			1	Treasurer Cash Accounting Supervisor
1			1	Accountant II
1			1	Junior Accountant
2			2	Account Clerk II
2			2	Cashier (a)
7			7	Total Positions

GF/GP	PR	REC	FY 15	SPECIAL ACCOUNTING
	1		1	Treasurer Special Accounting Supervisor (b)
1			1	Accountant I
1			1	Disbursing Coordinator
2			2	Account Clerk II
4	1		5	Total Positions

- (a) Includes one (1) PTNE 1,000 hrs/yr position.
- (b) Position funded by Delinquent Tax Revolving Fund.

Prepared by Human Resources Dept. 10/01/14.

TAX ADMINISTRATION			
CP	REC FY 15	TOT FY 15	CHIEF - TAX ADMINISTRATION
21		21	Gen Fund/Gen Purpose
0		0	Special Revenue
6		6	Proprietary
27		27	Total Positions

GF/GP	PR	REC	FY 15	ADMINISTRATION
1			1	Chief - Tax Administration
1			1	Total Positions

GF/GP	PR	REC	FY 15	DELINQUENT TAX
1			1	Delinquent Tax Supervisor
3			3	Account Clerk II
8			8	Office Assistant II (b)
12			12	Total Positions

GF/GP	PR	REC	FY 15	SPECIAL TAXES
1			1	Pers. Prop. Tax Collector Supervisor
	2		2	Sr. Personal Property Tax Collector (a)
	3		3	Personal Property Tax Collector (a)
1			1	Account Clerk II
2	5		7	Total Positions

GF/GP	PR	REC	FY 15	SETTLEMENT & DISTRIBUTION
1			1	Supervisor-Settlement & Distribution
	1		1	Accountant II (c)
4			4	Junior Accountant
1			1	Account Clerk II
6	1		7	Total Positions

- (a) Position(s) funded by Delinquent Personal Property Tax Administration Fund.
- (b) Two (2) GF/GP PTNE 1,000 hrs/yr positions (#11243 and 11244) to sunset 09/30/15.
- (c) Funded by Delinquent Tax Revolving Fund.

Prepared by Human Resources Dept. 10/01/14.

BOARD OF COMMISSIONERS			
CP	REC FY 15	TOT FY 15	CHAIRPERSON - BOARD OF COMMISSIONERS
37		37	Gen Fund/Gen Purpose
			Special Revenue
			Proprietary
37		37	Total Positions

BOARD OF COMMISSIONERS ADMINISTRATION			
CP	REC FY 15	TOT FY 15	CHAIRPERSON - BOARD OF COMMISSIONERS
30		30	Gen Fund/Gen Purpose
			Special Revenue
30		30	Total Positions

LIBRARY BOARD			
CP	REC FY 15	TOT FY 15	DIRECTOR - LIBRARY SERVICES
7		7	Gen Fund/Gen Purpose
			Proprietary
7		7	Total Positions

Prepared by Human Resources Dept. 10/01/14.

BOARD OF COMMISSIONERS ADMINISTRATION			
CP	REC FY 15	TOT FY 15	CHAIRPERSON - BOARD OF COMMISSIONERS
30		30	Gen Fund/Gen Purpose
			Special Revenue
30		30	Total Positions

GF/GP	SR	REC	FY 15	BOARD OF COMMISSIONERS (a)
21			21	Commissioner
21			21	Total Positions

GF/GP	SR	REC	FY 15	ADMINISTRATION (a)
1			1	Administrative Director - Prog & Ops Analysis
2			2	Senior BOC Analyst
1			1	Board of Commissioners Community Liaison
1			1	Senior Committee Coordinator
2			2	Committee Coordinator
1			1	Secretary - Board of Commissioners II
1			1	Secretary - Board of Commissioners I
9			9	Total Positions

(a) Positions show in Commissioners Administration Unit on salaries pages.

Prepared by Human Resources Dept. 10/01/14.

LIBRARY BOARD			
CP	REC FY 15	TOT FY 15	DIRECTOR - LIBRARY SERVICES
7		7	Gen Fund/Gen Purpose
			Proprietary
7		7	Total Positions

GF/GP	PR	REC	FY 15	LIBRARY ADMINISTRATION
1			1	Director - Library Services
1			1	Secretary I
2			2	Total Positions

GF/GP	PR	REC	FY 15	LAW/RESEARCH LIBRARY
1			1	Library Supervisor
1			1	Library Tech Support Specialist
1			1	Library Technician II
1			1	Account Clerk I
1			1	Library Technician I
5			5	Total Positions

Prepared by Human Resources Dept. 10/01/14.

PARKS & RECREATION DEPARTMENT			
CP	REC FY 14	TOT FY 14	EXECUTIVE OFFICER - PARKS & RECREATION
			Gen Fund/Gen Purpose
419	19(16)	425	Proprietary
419	19(16)	425	Total Positions

GF/GP	PR	REC	FY 14	ADMINISTRATION
	1		1	Executive Officer - Parks & Recreation
	1		1	Executive Secretary
	2		2	Total Positions

GF/GP	PR	REC	FY 14	PARK OPERATIONS
				General Fund/Gen Purpose
	405	14(16)	407	Proprietary
	405	14(16)	407	Total Positions

GF/GP	PR	REC	FY 14	PLANNING
				General Fund/Gen Purpose
	5	1	5	Proprietary
	5	1	5	Total Positions

GF/GP	PR	REC	FY 14	ORGANIZATIONAL & BUSINESS DEV.
				General Fund/Gen Purpose
	7	4	11	Proprietary
	7	4	11	Total Positions

Prepared by Human Resources Dept. 10/01/14.

PLANNING, ORGANIZATIONAL & BUSINESS DEVELOPMENT			
CP	REC FY 14	TOT FY 14	EXECUTIVE OFFICER - PARKS & RECREATION DIVISION
			Gen Fund/Gen Purpose
12	5	16	Proprietary
12	5	16	Total Positions

GF/GP	PR	REC	FY 14	PLANNING
	1		1	Supervisor - Parks & Recreation Planning
	0	1	1	Principal Planner
	1		1	Senior Planner (c)
	1		0	Educational Resource Specialist (b)
	1		1	Natural Resource Planner
	1		1	Parks Helper (a)
	5	1	5	Total Positions

GF/GP	PR	REC	FY 14	ORGANIZATIONAL & BUSINESS DEVELOPMENT
	3	1	4	Parks & Recreation Business Development Rep.
	1	2	3	Project Advisor (a)
	1		1	User Support Specialist II
	0	1	1	User Support Specialist I
	1		1	Architectural Engineer II
	1		1	Office Assistant I (a)
	7	4	11	Total Positions

- (a) PTNE 1,000 hrs/yr position(s).
- (b) Position transferred to Recreation Programs & Services, per FY15 Budget.
- (c) Position upwardly reclassified from Recreation & Trails Planner, per Human Resources Department audit, effective 02/08/14.

Prepared by Human Resources Dept. 10/01/14.

PARK OPERATIONS			
CP	REC FY 14	TOT FY 14	MANAGER - PARKS & RECREATION OPERATIONS
			Gen Fund/Gen Purpose
405	14(16)	407	Proprietary
405	14(16)	407	Total Positions

RECREATION PROGRAMS & SERVICES			
CP	REC FY 14	TOT FY 14	CHIEF - RECREATION PROGRAMS & SERVICES
			Gen Fund/Gen Purpose
71	(7)	58	Proprietary
71	(7)	58	Total Positions

FACILITIES, OPERATIONS & MAINTENANCE			
CP	REC FY 14	TOT FY 14	CHIEF - PARK OPERATIONS
			Gen Fund/Gen Purpose
303	11(8)	317	Proprietary
303	11(8)	317	Total Positions

ADMINISTRATIVE SERVICES			
CP	REC FY 14	TOT FY 14	SUPERVISOR - ADMINISTRATIVE SERVICES
			Gen Fund/Gen Purpose
23	3	25	Proprietary
23	3	25	Total Positions

PUBLIC INFORMATION & MARKETING			
CP	REC FY 14	TOT FY 14	MANAGER - PARKS & RECREATION OPERATIONS
			Gen Fund/Gen Purpose
8	(1)	7	Proprietary
8	(1)	7	Total Positions

Prepared by Human Resources Dept. 10/01/14.

ADMINISTRATIVE SERVICES			
CP	REC FY 14	TOT FY 14	EXECUTIVE OFFICER - PARKS & RECREATION DIVISION
			Gen Fund/Gen Purpose
23	3	25	Proprietary
23	3	25	Total Positions

GF/GP	PR	REC	FY 14	ADMINISTRATION - PARKS & REC.ADMIN. SVCS.
	1		1	Manager - Parks & Recreation Operations
		1	1	Chief P&R Business Strategy & Development
	1	1	2	Total Positions

GF/GP	PR	REC	FY 14	ADMINISTRATION - PARKS & REC. ADMIN. SVCS.
	2		1	Project Advisor (a,e)
	1		1	Central Employee Records Coordinator
	0	1	1	Office Assistant II (b)
	5		0	Parks Helper (a,d)
	0		5	Student (c)
	8	1	8	Total Positions

GF/GP	PR	REC	FY 14	ADMINISTRATION - PARKS & REC. ADMIN. SVCS.
	1		1	Supervisor Administrative Services
	0	1	1	GIS/CAD Tech II
			1	GIS/CAD Tech I (b)
	2		2	Technical Assistant (b)
	1		1	Account Clerk II
	1		1	Procurement Technician
	6		6	Office Assistant II
	1		1	Technical Aide (a)
	1		1	Office Assistant I
	14	1	15	Total Positions

- (a) PTNE 1,000 hrs/yr position(s).
- (b) FTNE 2,000 hrs/yr position(s).
- (c) Positions transferred from Recreation Program & Services, per FY15 Budget.
- (d) Two (2) positions transferred to Groveland Oaks, one (1) position transferred to Addison Oaks, and two (2) positions transferred to Lyon Oaks, per FY15 Budget.
- (e) One (1) position transferred to Recreation Program & Services, per FY15 Budget.

Prepared by Human Resources Dept. 10/01/14.

PUBLIC INFORMATION & MARKETING			
CP	REC FY 14	TOT FY 14	EXECUTIVE OFFICER - PARKS & RECREATION DIVISION
			Gen Fund/Gen Purpose
8	(1)	7	Proprietary
8	(1)	7	Total Positions

GF/GP	PR	REC	FY 14	PUBLIC INFORMATION & MARKETING
	1	(1)	0	Parks & Recreation Marketing Supervisor
	1		1	Supervisor P&R Marketing & Communication
	1		1	Project Advisor (a)
	2		2	Graphic Artist (b)
	3		3	Communications & Marketing Assistant
	8	(1)	7	Total Positions

- (a) PTNE 1,000 hrs/yr position.
(b) Includes one (1) PTNE 1,000 hrs/yr position.

Prepared by Human Resources Dept. 10/01/14.

RECREATION PROGRAMS & SERVICES			
CP	REC FY 14	TOT FY 14	CHIEF - RECREATION PROGRAMS & SERVICES
			Gen Fund/Gen Purpose
71	(7)	58	Proprietary
71	(7)	58	Total Positions

GF/GP	PR	REC	FY 14	RECREATION ADMINISTRATION
	1		1	Chief - Recreation Programs & Services
	4		4	Recreation Program Supervisor (g)
	0		1	Educational Resource Specialist (e)
	0		1	Project Advisor (e)
	1		1	Parks Maintenance Aide
	20	(7)	13	Parks & Recreation Program Leader (b)
	15		12	Parks Helper (b,d,h)
	2		2	College Intern (b)
	8		8	Bus Driver (b)
	5		0	Student (f)
	56	(7)	43	Total Positions

GF/GP	PR	REC	FY 14	BICYCLE MOTOCROSS PROGRAM
	2		2	Parks Helper (b)
	2		2	Total Positions

GF/GP	PR	REC	FY 14	NATURE PROGRAM
	1		1	Recreation Program Supervisor (c)
	2		2	Parks Naturalist (a)
	1		1	Recreation Specialist
	1		1	Office Assistant I
	8		8	Parks & Recreation Program Leader (b)
	13		13	Total Positions

- (a) Includes one (1) PTNE 1,000 hrs/yr position.
- (b) PTNE 1,000 hrs/yr position(s).
- (c) Position shown in Administration on salary pages.
- (d) Three (3) positions transferred to Groveland Oaks, per FY15 Budget.
- (e) Position transferred from P&R Admin Services, per FY15 Budget.
- (f) Positions transferred to P&R Admin Services, per FY15 Budget.
- (g) One (1) position transferred from P&R Admin Services, per FY15 Budget.
- (h) One (1) position transferred to Lyon Oaks, effective 11/02/13.

Prepared by Human Resources Dept. 10/01/14.

FACILITIES OPERATIONS & MAINTENANCE			
CP	REC FY 14	TOT FY 14	MANAGER - PARKS AND RECREATION OPERATIONS
			Gen Fund/Gen Purpose
303	11(8)	317	Proprietary
303	11(8)	317	Total Positions

NORTH DISTRICT			
CP	REC FY 14	TOT FY 14	CHIEF - PARKS OPERATIONS & MAINTENANCE
			Gen Fund/Gen Purpose
122	4(2)	136	Proprietary
122	4(2)	136	Total Positions

SOUTH DISTRICT			
CP	REC FY 14	TOT FY 14	CHIEF - PARKS OPERATIONS & MAINTENANCE
			Gen Fund/Gen Purpose
145	2(2)	147	Proprietary
145	2(2)	147	Total Positions

FACILITIES MAINTENANCE & DEVELOPMENT			
CP	REC FY 14	TOT FY 14	CHIEF - FACILITIES MAINTENANCE & DEVELOP
			Gen Fund/Gen Purpose
36	5(4)	34	Proprietary
36	5(4)	34	Total Positions

Prepared by Human Resources Dept. 10/01/14.

NORTH DISTRICT			
CP	REC FY 14	TOT FY 14	MANAGER - PARKS & RECREATION OPERATIONS
			Gen Fund/Gen Purpose
122	4(2)	136	Proprietary
122	4(2)	136	Total Positions

GF/GP	PR	REC	FY 14	PARK OPERATIONS ADMINISTRATION
		1	1	Chief - Parks Operations & Maintenance (h)
		1	1	Total Positions

GF/GP	PR	REC	FY 14	ADDISON OAKS
		0	1	Parks Supervisor (c)
		1	1	Assistant Parks Supervisor
		1	1	Parks Crew Chief
		1	1	General Maintenance Mechanic - P&R
		1	1	Grounds Equipment Mechanic
		1	1	Office Assistant I (a)
		3	1	Parks & Recreation Program Leader (a)
		13	18	Parks Helper (a,e,f)
		5	5	Parks & Recreation Attendant (a)
		26	(2)	30 Total Positions

GF/GP	PR	REC	FY 14	WHITE LAKE OAKS
		0	1	Parks Supervisor (g)
		1	1	Parks Crew Chief
		1	1	Grounds Equipment Mechanic
		1	1	Groundskeeper II
		22	21	Parks Helper (a)
		25	25	Total Positions

GF/GP	PR	REC	FY 14	ORION OAKS
		1	1	Maintenance Laborer (a)
		4	4	Parks Helper (a)
		5	5	Total Positions

GF/GP	PR	REC	FY 14	INDEPENDENCE OAKS
		1	1	Parks Supervisor
		1	1	Parks Crew Chief
		1	1	General Maintenance Mechanic - P&R
		2	2	Grounds Equipment Mechanic
		1	1	Seasonal Program Specialist (a)
		1	1	Office Assistant II (a)
		13	13	Parks Helper(a)
		1	1	Office Assistant II (a,j)
		1	1	Maintenance Laborer (a)
		5	5	Parks and Recreation Attendant (a)
		27	27	Total Positions

GF/GP	PR	REC	FY 14	GROVELAND OAKS
		1	1	Parks Supervisor
		1	1	Parks Crew Chief (i)
		1	1	General Maintenance Mechanic - P&R
		1	1	Office Assistant I (a)
		9	14	Parks Helper (a,b)
		2	2	Parks & Recreation Program Leader (a)
		0	1	Seasonal Program Specialist (a)
		15	1	21 Total Positions

GF/GP	PR	REC	FY 14	SPRINGFIELD OAKS ACTIVITY CENTER
		1	1	General Maintenance Mechanic (a)
		3	2	Parks Helper (a,d)
		4	3	Total Positions

GF/GP	PR	REC	FY 14	SPRINGFIELD OAKS
		1	1	Parks Supervisor
		0	1	Parks Crew Chief
		1	1	General Maintenance Mechanic - P&R
		1	1	Grounds Equipment Mechanic (a)
		1	1	Groundskeeper II
		15	17	Parks Helper (a)
		0	2	Seasonal Program Specialist (a)
		19	3	24 Total Positions

- (a) PTNE 1,000 hrs/yr position(s).
- (b) Three (3) positions transferred from Recreation Program & Services, and two (2) positions transferred from P&R Admin Services, per FY15 Budget.
- (c) Position reclassified from Recreation Program Supervisor and transferred from Lyon Oaks Golf Course, per FY15 Budget.
- (d) Position transferred to Lyon Oaks, per FY15 Budget.
- (e) Two (2) positions transferred from Parks Facilities Maintenance & Development, per FY15 Budget.
- (f) One (1) position transferred from Waterford Oaks Waterparks, per FY15 Budget.
- (g) Position reclassified from Supervisor Golf Revenue & Operations, and transferred from Springfield Oaks, per FY15 Budget.
- (h) Position shown in Administration on salary pages.
- (i) Position upwardly reclassified from Parks Maintenance Aide, per Human Resources Department audit, effective 08/24/13.
- (j) Position previously shown in Administrative Services.

Prepared by Human Resources Dept. 10/01/14.

SOUTH DISTRICT			
CP	REC FY 14	TOT FY 14	MANAGER - PARKS & RECREATION OPERATIONS
			Gen Fund/Gen Purpose
145	2(2)	147	Proprietary
145	2(2)	147	Total Positions

GF/GP	PR	REC	FY 14	PARK OPERATIONS ADMINISTRATION
		1	1	Chief - Parks Operations & Maintenance (e)
		1	1	Total Positions

GF/GP	PR	REC	FY 14	GLEN OAKS
	0		1	Parks Supervisor
	1		1	Parks Crew Chief
	1		1	General Maintenance Mechanic - P&R
	1		2	Grounds Equipment Mechanic (a)
	25		25	Parks Helper (a)
	28		30	Total Positions

GF/GP	PR	REC	FY 14	RED OAKS GOLF COURSE
	1		0	Parks Supervisor (b)
	0	1	1	Maintenance Supervisor I
	1		1	Grounds Equipment Mechanic
	1		1	Groundskeeper II (a)
	16		16	Parks Helper (a)
	19	1	19	Total Positions

GF/GP	PR	REC	FY 14	LYON OAKS
	2	(2)	0	Parks & Recreation Program Leader (a)
	4		8	Parks Helper (a,b,d)
	6	(2)	8	Total Positions

GF/GP	PR	REC	FY 14	RED OAKS WATER PARK & NATURE CENTER
	1		1	Parks Supervisor
	1		1	Recreation Specialist
	1		1	Skilled Maintenance Mechanic II
	14		14	Parks Helper (a)
	1		1	Seasonal Program Specialist (a)
	18		18	Total Positions

GF/GP	PR	REC	FY 14	LYON OAKS GOLF COURSE
	1		1	Parks Supervisor
	1		0	Recreation Program Supervisor (c)
	0	1	1	Parks Crew Chief
	2		2	General Maintenance Mechanic - P&R
	1		0	Grounds Equipment Mechanic
	1		1	Groundskeeper II
	35		35	Parks Helper (a)
	41	1	40	Total Positions

GF/GP	PR	REC	FY 14	RED OAKS DOG PARK
	4		4	Park Helper (a)
	4		4	Total Positions

GF/GP	PR	REC	FY 14	CATALPA OAKS
	4		4	Parks Helper (a)
	4		4	Total Positions

GF/GP	PR	REC	FY 14	WATERFORD OAKS ACTIVITY CENTER
	1		1	Parks Supervisor
	0		1	Assistant Parks Supervisor (a)
	1		1	Skilled Maintenance Mechanic II
	1		1	Groundskeeper II (a)
	9		9	Parks Helper (a)
	12		13	Total Positions

GF/GP	PR	REC	FY 14	PR Oakland County Market
	1		0	Assistant Parks Supervisor (a)
	2		2	Parks Helper (a)
	3		2	Total Positions

GF/GP	PR	REC	FY 14	WATERFORD OAKS WATER PARK
	1		1	Skilled Maintenance Mechanic II
	1		1	General Maintenance Mechanic (a)
	6		5	Parks Helper (a,f)
	1		1	Seasonal Program Specialist (a)
	9		8	Total Positions

- (a) PTNE 1,000 hrs/yr position(s).
- (b) Two (2) positions transferred from P&R Administrative Services, one (1) position transferred from Springfield Oaks Activity Center, per FY15 Budget.
- (c) Position reclassified to Parks Supervisor and transferred to Addison Oaks, per FY15 Budget.
- (d) One position transferred from Parks Facilities Maintenance & Development, per FY15 Budget.
- (e) Position shown in Administration on salary pages.
- (f) One (1) position transferred to Addison Oaks, per FY15 Budget.

PARKS FACILITIES MAINTENANCE & DEVELOPMENT			
CP	REC FY 14	TOT FY 14	MANAGER - PARKS & RECREATION OPERATIONS
			Gen Fund/Gen Purpose
36	5(4)	34	Proprietary
36	5(4)	34	Total Positions

GF/GP	PR	REC	FY 14	PARKS OPERATIONS ADMINISTRATION
	1		1	Chief - Parks Facilities Maintenance & Development (d)
	1		1	Total Positions

GF/GP	PR	REC	FY 14	FACILITIES MAINTENANCE & DEVELOPMENT
	1	(1)	0	Architectural Engineer III (b)
	1		1	Architectural Engineer II
	1		1	Automobile Mechanic II
	1		1	Maintenance Supervisor II
	0	1	1	Grounds Maintenance Supervisor
	0	1	1	Construction Inspector II (a)
	2		2	General Maintenance Mechanic - P&R
	1		1	Grounds Equipment Mechanic (a)
	5	(2)	3	Groundskeeper II
	2	3	5	Parks Maintenance Aide (e)
	4		4	Skilled Maintenance Mechanic III (c)
	2		2	Skilled Maintenance Mechanic II
	1	(1)	0	Parks Project Supervisor
	1		1	Seasonal Program Specialist (a)
	2		2	College Intern (a,d)
	11		8	Parks Helper (a,f)
	35	5(4)	33	Total Positions

- (a) PTNE 1,000 hrs/yr position(s)
- (b) Position budgeted as a FTNE 2,000 hrs/yr
- (c) Includes one (1) PTNE 1,000 hrs/yr position and one (1) FTNE 2,000 hrs/yr position.
- (d) Position shown in Administration on salary pages.
- (e) Three (3) PTNE 1,000 hrs/yr positions created, per FY15 Budget.
- (f) Two positions transferred to Addison Oaks, and one (1) position transferred to Lyon Oaks, per FY15 Budget.

Prepared by Human Resources Dept. 10/01/14.

WATER RESOURCES COMMISSIONER (a,b)			
CP	REC FY 15	TOT FY 15	WATER RESOURCES COMMISSIONER
24		24	Gen Fund/Gen Purpose
53		53	Special Revenue
233	4	237	Proprietary
310	4	314	Total Positions

ADMINISTRATION			
CP	REC FY 15	TOT FY 15	WATER RESOURCES COMMISSIONER
11		11	Gen Fund/Gen Purpose
6		6	Special Revenue
39		39	Proprietary
56		56	Total Positions

WATER SYSTEMS AND WASTEWATER SYSTEMS			
CP	REC FY 15	TOT FY 15	MANAGER - WRC
6		6	Gen Fund/Gen Purpose
13		13	Special Revenue
100	1	101	Proprietary
119	1	120	Total Positions

SEWER SYSTEMS / PUMP SYSTEMS & CONSTRUCTION MANAGEMENT			
CP	REC FY 15	TOT FY 15	MANAGER - WRC
7		7	Gen Fund/Gen Purpose
34		34	Special Revenue
94	3	97	Proprietary
135	3	138	Total Positions

- (a) All positions show under Administration Division on salaries pages.
 (b) SR positions are typically paid from assessments to Drainage Districts, and are not grant funded.

Prepared by Human Resources Dept. 10/01/14.

ADMINISTRATION (a)			
CP	REC FY 15	TOT FY 15	WATER RESOURCES COMMISSIONER
11		11	Gen Fund/Gen Purpose
6		6	Special Revenue
39		39	Proprietary
56		56	Total Positions

GF/GP	SR	PR	REC	FY 15	ADMINISTRATION
1				1	Water Resources Commissioner
1				1	Chief Deputy Water Resources Commissioner
		1		1	Chief Manager - Water Resources Commissioner
		1		1	Chief Engineer - Water Resources Commissioner (m)
1		1		2	Manager - WRC
	0			0	Drainage District Insurance Administrator (c)
	0			0	Drainage District Legal Counsel (c)
		2		2	Assistant Chief Engineer
1				1	Chief - WRC Administrative Services
	1			1	Supervisor - WRC Financial Services
	2			2	WRC Senior Attorney (d)
		1		1	Supervisor - Technical Projects
	1	1		2	User Support Specialist II
	0			0	Paralegal - WRC (c)
		1		1	Office Supervisor I (m)
		1		1	WRC Operations Clerk (m)
4	4	9		17	Total Positions

ADMINISTRATIVE SERVICES			
CP	REC FY 15	TOT FY 15	CHIEF - WRC ADMINISTRATIVE SERVICES
7		7	Gen Fund/Gen Purpose
2		2	Special Revenue
30		30	Proprietary
39		39	Total Positions

GF/GP	SR	PR	REC	FY 15	MAPPING SERVICES
		1		1	WRC User Support Leader
		1		1	Supervisor - GIS/CAD
		1		1	User Support Specialist II (n)
		1		1	WRC Easement Coordinator
1	1	1		3	GIS/CAD Technician II
		5		5	GIS/CAD Technician I
1	1	10		12	Total Positions

GF/GP	PR	REC	FY 15	BILLING SERVICES
	1		1	WRC Billing Supervisor II (f)
	2		2	WRC Billing Supervisor I (g,m)
	3		3	WRC Billing Coordinator (h,i)
	4		4	WRC Billing Assistant II (i)
1	3		4	WRC Billing Assistant I (j,k)
1			1	WRC Operations Clerk
	3		3	Office Assistant II (e)
2	16		18	Total Positions

GF/GP	SR	PR	REC	FY 15	ADMINISTRATIVE SUPPORT
		1		1	ISO & Safety Systems Coordinator
1				1	Staff Assistant - WRC
		1		1	WRC Community Liaison
		1		1	Supervisor - Soil Erosion (b)
		1		1	WRC Time & Labor Supervisor
1				1	Admin Assistant to Elected Officials
	1			1	Technical Assistant
1				1	Employee Records Specialist
1				1	Office Assistant II
4	1	4		9	Total Positions

- (a) All positions show under Administration Division on salaries pages.
- (b) Position upwardly reclassified from Construction Inspector IV per Misc. Res. #13242, effective 10/05/13.
- (c) Position deleted, per Misc. Res. #13246, effective 10/05/13.
- (d) Two (2) SR FTE positions created, per Misc. Res. #13246, effective 10/05/13.
- (e) One (1) position moved from Water System Maintenance.
- (f) Position laterally reclassified from Utility Billing Customer Service Supervisor II per Misc. Res. #14117, effective 05/17/14.
- (g) Position laterally reclassified from Utility Billing Customer Service Supervisor I per Misc. Res. #14117, effective 05/17/14.
- (h) Position laterally reclassified from Utility Billing Customer Service Coordinator per Misc. Res. #14117, effective 05/17/14.
- (i) Position laterally reclassified from Utility Billing Customer Service Assistant II per Misc. Res. #14117, effective 05/17/14.
- (j) Position downwardly reclassified from Account Clerk II per Misc. Res. #14117, effective 05/17/14.
- (k) Three (3) PR FTE positions created, per Misc. Res. #14117, effective 05/17/14.
- (l) Two (2) PR FTE positions created, per Misc. Res. #14117, effective 05/17/14.
- (m) One (1) PR FTE position created, per Misc. Res. #14117, effective 05/17/14.
- (n) One (1) PR FTE position created, per Misc. Res. #14160, effective 07/26/14.

WATER SYSTEMS / WASTEWATER SYSTEMS (a)			
CP	REC FY 15	TOT FY 15	MANAGER WRC
6		6	Gen Fund/Gen Purpose
13		13	Special Revenue
100	1	101	Proprietary
119	1	120	Total Positions

GF/GP	SR	PR	REC	FY 15	WATER SYSTEMS
			1	1	Chief Engineer WRC
			0	0	Civil Engineer II (e)
			1	1	Water Maintenance Supervisor II
			1	1	Environmental Planner III (g)
			2	2	Environmental Planner II (g)
			3	3	Water Maintenance Supervisor I (g)
			3	3	WRC Crew Leader - Water and Sewer (g)
			2	2	Meter Mechanic I
			12	12	Maintenance Mechanic II (i)
			16	16	Maintenance Mechanic I (h)
			2	2	Engineering Technician (g)
			5	5	Maintenance Laborer - WRC (c)
			1	1	WRC Operations Clerk
				1	Technical Assistant
			1	1	Office Assistant II (d)
			50	51	Total Positions

SR	PR	REC	FY 15	WASTEWATER TREATMENT SERVICES
		1	1	Chief Engineer WRC
		2	2	Sewage Treatment Supervisor II
		1	1	Supervisor - WRC Retention Basins
		1	1	Civil Engineer III
		3	3	Sewage Treatment Supervisor I
		1	1	Pump Maintenance Supervisor I
		1	1	Lead Chemist
		2	2	WRC Crew Leader - Sewage Treatment Plant
1			1	WRC Crew Leader - Pump Maintenance
		2	2	Chemist
		2	2	Engineering Technician
		6	6	Sewage Treatment Plant Operator II
		1	1	Sewage Treatment Plant Operator I
3	5		8	Pump Maintenance Mechanic II
	3		3	Pump Maintenance Mechanic I
		1	1	Student
4	32		36	Total Positions

SR	PR	REC	FY 15	CROSS CONNECTION/IPP SERVICES
		1	1	Supervisor - Cross Connection & Pretreatment (f)
		1	1	Engineering Systems Coordinator (g)
		1	1	Cross Connection & Pretreatment Coordinator
		2	2	Engineering Technician (g)
		1	1	Meter Mechanic II
		5	5	Maintenance Mechanic II (j)
		2	2	Office Assistant II
		13	13	Total Positions

GF/GP	SR	PR	REC	FY 15	ROW SERVICES
			1	1	Supervisor Right of Way
			3	3	Right of Way Agent
			1	1	GIS/CAD Technician I
			3	3	Engineering Aide
			5	3	Total Positions

GF/GP	SR	PR	REC	FY 15	PLAN REVIEW AND PERMIT SERVICES
1	1			2	Civil Engineer III
1				1	Civil Engineer II
1		2		3	Engineering Systems Coordinator
	1			1	WRC Operations Clerk
3	2	2		7	Total Positions

GF/GP	SR	PR	REC	FY 15	ENVIRONMENTAL SERVICES
1				2	Environmental Planner II
	1			1	Civil Engineer III
1				1	Engineering Technician
1				1	Student Engineer (b)
3	2			5	Total Positions

- (a) All positions show under Administration Division on salaries page.
- (b) PTNE 520 hrs/yr position.
- (c) One (1) position moved to Systems Control.
- (d) One (1) position moved to WE Billing Services.
- (e) Position now shown in Sewer Systems/Project Management Services.
- (f) Position upwardly reclassified from Cross Connection & Pretreatment Supervisor per Misc. Res. #14160, effective 07/26/14.
- (g) One (1) PR FTE position created, per Misc. Res. #14160, effective 07/26/14.

- (h) Five (5) PR FTE positions created, per Misc. Res. #14160, effective 07/26/14.
- (i) Seven (7) PR FTE positions created, per Misc. Res. #14160, effective 07/26/14.
- (j) Three (3) PR FTE positions created, per Misc. Res. #14160, effective 07/26/14.

SEWER SYSTEMS / PUMP SYSTEMS & CONSTRUCTION MANAGEMENT (a)			
CP	REC FY 15	TOT FY 15	MANAGER WRC
7		7	Gen Fund/Gen Purpose
34		34	Special Revenue
94	3	97	Proprietary
135	3	138	Total Positions

GF/GP	SR	PR	REC	FY 15	SEWER SYSTEMS
		1		1	Chief Engineer - WRC
	1			1	Assistant Chief Engineer (i)
		1		1	Civil Engineer III
	1			1	Sewer Maintenance Supervisor II
		3		3	Sewer Maintenance Supervisor I (d)
		1		1	Automobile Mechanic II
		5		5	WRC Crew Leader - Water & Sewer (h)
		3		3	Engineering Technician
	3	4		7	Maintenance Mechanic II (h)
	1	11		12	Maintenance Mechanic I (h)
		7		7	Maintenance Laborer - WRC
		2		2	WRC Operations Clerk
			1	1	Technical Assistant
	1			1	General Helper
		1		1	Student
	7	39	1	47	Total Positions

GF/GP	SR	PR	REC	FY 15	WR CONSTRUCTION AND DRAIN MAINT.
1				1	Supv - Const Support & Drain Maint
	1			1	Sewer Maintenance Supervisor I
		1		1	Engineering Systems Coordinator
	1			1	Survey Party Supervisor
	2			2	Construction Inspector IV
1	6	1		8	Construction Inspector III
		1		1	WRC Crew Leader Water & Sewer
	7	4		11	Construction Inspector II (j)
	2			2	Lake Level Technician
	2	1		3	Maintenance Mechanic II
	1	2		2	Maintenance Mechanic I
	1	2		3	Maintenance Laborer - WRC
1				1	WRC Operations Clerk
			1	1	Technical Assistant
1				1	Office Assistant II (b)
		1		1	General Helper (b)
4	22	13	1	40	Total Positions

GF/GP	SR	PR	REC	FY 15	PUMP SYSTEMS
		1		1	Pump Maintenance Supervisor II (c)
		3		3	Pump Maintenance Supervisor I
		3		3	WRC Crew Leader - Pump Maintenance (d)
		2		2	Engineering Technician
	10			10	Pump Maintenance Mechanic II (d)
	2			2	Pump Maintenance Mechanic I (e)
	1			1	Maintenance Mechanic II
	1			1	WRC Operations Clerk
		1		1	Technical Assistant
		1		1	Office Assistant I (b)
		2		2	Student
	26		1	27	Total Positions

GF/GP	SR	PR	REC	FY 15	SYSTEMS CONTROL
1				1	Civil Engineer III
		1		1	Systems Control Supervisor II (f)
		1		1	WRC Electrical Systems Coordinator
		3		3	Engineering Systems Coordinator
		1		1	Systems Control Supervisor I (k)
	1	1		2	Electrical Technician
	1	3		4	Skilled Maintenance Mechanic III (d)
		1		1	Maintenance Laborer - WRC (g)
1	2	11		14	Total Positions

GF/GP	SR	PR	REC	FY 15	PROJECT MANAGEMENT SERVICES
1				1	Chief Engineer WRC
1		1		2	Assistant Chief Engineer
	2	3		5	Civil Engineer III (h)
		1		1	Civil Engineer II (g)
	1			1	Engineering Systems Coordinator
2	3	5		10	Total Positions

- (a) All positions show under Administration Division on salaries pages.
- (b) PTNE 1,000 hrs/yr position(s).
- (c) Regular field supervision provided by Pump Maintenance Supervisor II in Pump Systems Unit.
- (d) One (1) PR FTE position created, per Misc. Res. #14117, effective 05/17/14.
- (e) One (1) PR position shown in Wastewater Treatment Services.
- (f) Position upwardly reclassified from Supervisor WRC Electrical Systems, per FY14 Budget.
- (g) Position formerly shown in Water Systems.
- (h) Two (2) PR FTE positions created, per Misc. Res. #14117, effective 05/17/14.
- (i) Position upwardly reclassified from Civil Engineer III per Misc. Res. #14160, effective 07/26/14.
- (j) One (1) PR FTE position created, per Misc. Res. #14160, effective 07/26/14.
- (k) Position transferred from Administration effective 11/02/13.

COUNTY EXECUTIVE DEPARTMENTS			
CP	REC FY 15	TOT FY 15	COUNTY EXECUTIVE
957	14(6)	964	Gen Fund/Gen Purpose
146		146	Special Revenue
418	4(2)	419	Proprietary
1521	18(8)	1529	Total Positions

COUNTY EXECUTIVE ADMINISTRATION			
CP	REC FY 15	TOT FY 15	COUNTY EXECUTIVE
51		51	Gen Fund/Gen Purpose
0		0	Special Revenue
9		9	Proprietary
60		60	Total Positions

MANAGEMENT & BUDGET DEPARTMENT			
CP	REC FY 15	TOT FY 15	DIRECTOR - MANAGEMENT & BUDGET
179		179	Gen Fund/Gen Purpose
1		1	Special Revenue
8		8	Proprietary
188		188	Total Positions

CENTRAL SERVICES DEPARTMENT			
CP	REC FY 15	TOT FY 15	DIRECTOR - CENTRAL SERVICES
19		19	Gen Fund/Gen Purpose
0		0	Special Revenue
41		41	Proprietary
60		60	Total Positions

HUMAN RESOURCES DEPARTMENT			
CP	REC FY 15	TOT FY 15	DIRECTOR - HUMAN RESOURCES
29		29	Gen Fund/Gen Purpose
0		0	Special Revenue
19		19	Proprietary
48		48	Total Positions

FACILITIES MANAGEMENT DEPARTMENT			
CP	REC FY 15	TOT FY 15	DIRECTOR - FACILITIES MANAGEMENT
8		8	Gen Fund/Gen Purpose
0		0	Special Revenue
181	1	182	Proprietary
189	1	190	Total Positions

HEALTH & HUMAN SERVICES DEPARTMENT			
CP	REC FY 15	TOT FY 15	DIRECTOR - HEALTH & HUMAN SERVICES
478	13(4)	487	Gen Fund/Gen Purpose
92		92	Special Revenue
0		0	Proprietary
570	13(4)	579	Total Positions

PUBLIC SERVICES DEPARTMENT			
CP	REC FY 15	TOT FY 15	DIRECTOR - PUBLIC SERVICES
137		137	Gen Fund/Gen Purpose
15		15	Special Revenue
0		0	Proprietary
152		152	Total Positions

INFORMATION TECHNOLOGY DEPARTMENT			
CP	REC FY 15	TOT FY 15	DIRECTOR - INFORMATION TECHNOLOGY
0		0	Gen Fund/Gen Purpose
0		0	Special Revenue
160	3(3)	160	Proprietary
160	3(3)	160	Total Positions

ECONOMIC DEVELOPMENT & COMMUNITY AFFAIRS DEPARTMENT (a)			
CP	REC FY 15	TOT FY 15	DIRECTOR - ECONOMIC DEV & COMMUNITY AFFAIRS
56	1(2)	54	Gen Fund/Gen Purpose
38		38	Special Revenue
0		0	Proprietary
94	1(2)	92	Total Positions

(a) One (1) GF/GP position sunset 09/30/13. Two (2) GF/GP positions deleted effective 01/01/15, per FY15 Budget.

COUNTY EXECUTIVE ADMINISTRATION			
CP	REC FY 15	TOT FY 15	COUNTY EXECUTIVE
51		51	Gen Fund/Gen Purpose
			Special Revenue
9		9	Proprietary
60		60	Total Positions

COUNTY EXECUTIVE'S OFFICE				
GF/GP	SR	REC	FY 15	COUNTY EXECUTIVE
1			1	County Executive
2			2	Deputy County Executive II
3			3	Deputy County Executive I
6			6	Total Positions

EXECUTIVE SUPPORT				
GF/GP	SR	REC	FY 15	EXECUTIVE SUPPORT
1			1	Media and Communications Officer
1			1	Total Positions

SECRETARIAL SUPPORT (a)				
GF/GP	SR	REC	FY 15	SECRETARIAL SUPPORT
1			1	County Executive Assistant
1			1	Graphic Artist
5			5	Executive Secretary
1			1	Student
8			8	Total Positions

DEPUTY COUNTY EXECUTIVE II

DEPUTY COUNTY EXECUTIVE II

Public Services

Human Resources
Central Services
Health & Human Services

Deputy County Executive I
Chief Information Officer

Information Technology
Facilities Management

Deputy County Executive I

Economic Development & Community Affairs

Deputy County Executive I

Management & Budget

RISK MANAGEMENT			
CP	REC FY 15	TOT FY 15	RISK MANAGER
			Gen Fund/Gen Purpose
8		8	Proprietary
8		8	Total Positions

CORPORATION COUNSEL			
CP	REC FY 15	TOT FY 15	CORPORATION COUNSEL
19		19	Gen Fund/Gen Purpose
1		1	Proprietary
20		20	Total Positions

COMPLIANCE OFFICE			
CP	REC FY 15	TOT FY 15	COMPLIANCE OFFICER
17		17	Gen Fund/Gen Purpose
			Special Revenue
17		17	Total Positions

(a) Positions show under Executive Support Unit on salary pages.

COMPLIANCE OFFICE			
CP	REC FY 15	TOT FY 15	COMPLIANCE OFFICER
17		17	Gen Fund/Gen Purpose
			Special Revenue
17		17	Total Positions

GF/GP	SR	REC	FY 15	ADMINISTRATION
1			1	Compliance Officer
1			1	Technical Assistant
2			2	Total Positions

GF/GP	SR	REC	FY 15	AUDITING
1			1	Auditor III
1			1	Auditor II
1			1	Auditor I (a)
3			3	Total Positions

GF/GP	SR	REC	FY 15	PURCHASING
1			1	Administrator - Purchasing
1			1	Supervisor - Purchasing
5			5	Buyer II
4			4	Procurement Technician
1			1	College Intern (a)
12			12	Total Positions

(a) PTNE 1,000 hrs/yr position.

Prepared by Human Resources Dept. 10/01/14.

CORPORATION COUNSEL (a)			
CP	REC FY 15	TOT FY 15	CORPORATION COUNSEL
19		19	Gen Fund/Gen Purpose
1		1	Proprietary
20		20	Total Positions

GF/GP	PR	REC	FY 15	CORPORATION COUNSEL
1			1	Corporation Counsel
1			1	Deputy Corporation Counsel
1			1	First Assistant Corporation Counsel
	1		1	Corporation Counsel Litigator
1			1	Financial Attorney - Corporation Counsel
5			5	Senior Assistant Corporation Counsel (b)
1			1	Assistant Corporation Counsel II
2			2	Assistant Corporation Counsel I
1			1	Office Supervisor I
1			1	Executive Secretary
1			1	Support Specialist
1			1	Technical Assistant
2			2	Legal Secretary
1			1	Law Clerk (c)
19	1		20	Total Positions

- (a) Unit reports to Deputy County Executive II.
- (b) Includes one (1) PTNE 1,000 hrs/yr position.
- (c) PTNE 450 hrs/yr position.

Prepared by Human Resources Dept. 10/01/14.

RISK MANAGEMENT (a)			
CP	REC FY 15	TOT FY 15	RISK MANAGEMENT
			Gen Fund/Gen Purpose
8		8	Proprietary
8		8	Total Positions

GF/GP	PR	REC	FY 15	RISK MANAGEMENT (a)
	1		1	Risk Manager
	1		1	Insurance and Safety Coordinator
	1		1	Safety Coordinator (b)
	2		2	Field Claims Investigator
	1		1	Risk Management Claims Analyst (b)
	1		1	Technical Assistant (b)
	1		1	Secretary II
	8		8	Total Positions

(a) Manager and Unit report to County Executive II.

(b) Funded by Fringe Benefit fund.

Prepared by Human Resources Dept. 10/01/14.

MANAGEMENT & BUDGET DEPARTMENT			
CP	REC FY 15	TOT FY 15	DIRECTOR - MANAGEMENT & BUDGET
179		179	Gen Fund/Gen Purpose
1		1	Special Revenue
8		8	Proprietary
188		188	Total Positions

MANAGEMENT & BUDGET ADMINISTRATION			
CP	REC FY 15	TOT FY 15	DIRECTOR - MANAGEMENT & BUDGET
1		1	Gen Fund/Gen Purpose
			Special Revenue
1		1	Total Positions

FISCAL SERVICES DIVISION			
CP	REC FY 15	TOT FY 15	MANAGER - FISCAL SERVICES DIVISION
90		90	Gen Fund/Gen Purpose
1		1	Special Revenue
8		8	Proprietary
99		99	Total Positions

EQUALIZATION			
CP	REC FY 15	TOT FY 15	MANAGER - EQUALIZATION
88		88	Gen Fund/Gen Purpose
			Special Revenue
88		88	Total Positions

Prepared by Human Resources Dept. 10/01/14.

MANAGEMENT & BUDGET ADMINISTRATION			
CP	REC FY 15	TOT FY 15	DIRECTOR - MANAGEMENT & BUDGET
1		1	Gen Fund/Gen Purpose
			Special Revenue
1		1	Total Positions

GF/GP	SR	REC	FY 15	ADMINISTRATION
1			1	Director - Management & Budget
1			1	Total Positions

Prepared by Human Resources Dept. 10/01/14.

EQUALIZATION (a)			
CP	REC FY 15	TOT FY 15	MANAGER - EQUALIZATION
88		88	Gen Fund/Gen Purpose
			Special Revenue
88		88	Total Positions

GF/GP	REC	FY 15	ADMINISTRATION / OPERATIONS
1		1	Manager - Equalization
1		1	Chief - Equalization (b)
1		1	Equalization Appraiser III - Certified
1		1	Employee Records Specialist
4		4	Total Positions

CP	REC FY 15	TOT FY 15	REAL, PERSONAL PROPERTY APPRAISAL & ADMIN SERVICES
65		65	Governmental Positions
			Special Revenue Positions
65		65	Total Positions

CP	REC FY 15	TOT FY 15	EQUALIZATION - TECHNICAL SERVICES
19		19	Governmental Positions
			Special Revenue Positions
19		19	Total Positions

(a) All positions show in Administration unit on salaries pages.

(b) Position downwardly reclassified from Administrator - Equalization per Misc. Res. #14191, effective 09/06/14.

Prepared by Human Resources Dept. 10/01/14.

CP	REC FY 15	TOT FY 15	REAL, PERSONAL PROPERTY APPRAISAL & ADMIN SERVICES (a)
65		65	Governmental Positions
			Special Revenue Positions
65		65	Total Positions

GF/GP	SR	REC	FY 15	REAL & PERSONAL PROPERTY APPRAISAL ADMIN.
2			2	Chief - Equalization (g)
2			2	Total Positions

GF/GP	SR	REC	FY 15	REAL PROPERTY APPRAISAL
2			2	Equalization Field Supervisor
4			4	Equalization Appraiser III-Certified (h)
19			19	Equalization Appraiser II-Certified (f)
2			2	Equalization Appraiser I-Certified
27			27	Total Positions

GF/GP	SR	REC	FY 15	PERSONAL PROPERTY APPRAISAL
1			1	Equalization Field Supervisor
1			1	Equalization Appraiser III - Certified
9			9	Equalization Appraiser II - Certified (e)
11			11	Total Positions

GF/GP	SR	REC	FY 15	ADMINISTRATIVE SERVICES
1			1	Supervisor - Equalization Administrative Services
1			1	Tax Standards Specialist
2			2	Equalization Appraiser II - Certified
1			1	Office Supervisor II
2			2	Technical Assistant (c,d)
7			7	Senior Equalization Clerk
10			10	Equalization Clerk
1			1	Office Assistant I (b)
25			25	Total Positions

- (a) All positions show in Equalization/Administration on salaries pages.
- (b) PTNE 1,000 hrs/yr position.
- (c) PTNE 750 hrs/yr position.
- (d) One (1) PTNE 1,000 hrs/yr position created per Misc. Res. #13097.
- (e) One (1) position deleted per Misc. Res. #13097.
- (f) One (1) position (#01564) downwardly reclassified from Equalization Field Supervisor per Misc. Res. #14191, effective 09/06/14.
- (g) One (1) position (#01966) upwardly reclassified from Equalization Field Supervisor per Misc. Res. #14191, effective 09/06/14.
- (h) One (1) position (#00933) deleted per Misc. Res. #14191, effective 09/06/14.

Prepared by Human Resources Dept. 10/01/14.

CP	REC FY 15	TOT FY 15	EQUALIZATION TECHNICAL SERVICES (a)
19		19	Governmental Positions
			Special Revenue Positions
19		19	Total Positions

GF/GP	SR	REC	FY 15	EQUALIZATION-TECHNICAL SERVICES
1			1	Chief - Equalization
1			1	Total Positions

GF/GP	SR	REC	FY 15	TAX DESCRIPTIONS & MAPPING
1			1	Supervisor - Land Description & Mapping
4			4	GIS/CAD Technician II
1			1	Equalization Clerk
6			6	Total Positions

GF/GP	SR	REC	FY 15	APPEALS
1			1	Equalization Field Supervisor
1			1	Equalization Appraiser III - Certified
2			2	Equalization Appraiser II - Certified
1			1	Technical Assistant
5			5	Total Positions

GF/GP	SR	REC	FY 15	TECHNOLOGY SUPPORT
1			1	Equalization Appraiser II - Certified
1			1	General Clerical (b)
2			2	Total Positions

GF/GP	SR	REC	FY 15	EQUALIZATION STUDIES
1			1	Equalization Field Supervisor
1			1	Equalization Appraiser III - Certified
2			2	Equalization Appraiser II - Certified
1			1	Senior Equalization Clerk
5			5	Total Positions

(a) All positions show in Equalization/Administration on salaries pages.

(b) PTNE 1,000 hrs/yr position.

Prepared by Human Resources Dept. 10/01/14.

FISCAL SERVICES DIVISION			
CP	REC FY 15	TOT FY 15	MANAGER - FISCAL SERVICES
90		90	Gen Fund/Gen Purpose
1		1	Special Revenue
8		8	Proprietary
99		99	Total Positions

GF/GP	SR	REC FY 15	FISCAL SVCS. ADMINISTRATION
1		1	Manager - Fiscal Services
3		3	Chief - Fiscal Services
1		1	Accountant I (a)
5		5	Total Positions

CENTRAL FISCAL SERVICES GROUP			
CP	REC FY 15	TOT FY 15	CHIEF - FISCAL SERVICES
22		22	Gen Fund/Gen Purpose
			Special Revenue
1		1	Proprietary
23		23	Total Positions

GENERAL FISCAL SERVICES GROUP			
CP	REC FY 15	TOT FY 15	CHIEF - FISCAL SERVICES
12		12	Gen Fund/Gen Purpose
1		1	Special Revenue
1		1	Proprietary
14		14	Total Positions

ENTERPRISE FISCAL SERVICES GROUP			
CP	REC FY 15	TOT FY 15	CHIEF - FISCAL SERVICES
15		15	Gen Fund/Gen Purpose
			Special Revenue
6		6	Proprietary
21		21	Total Positions

REIMBURSEMENT			
CP	REC FY 15	TOT FY 15	CHIEF FISCAL SERVICES
36		36	Gen Fund/Gen Purpose
			Special Revenue
			Proprietary
36		36	Total Positions

(a) FTNE 2,000 hrs/ yr position.

Prepared by Human Resources Dept. 10/01/14.

CENTRAL FISCAL SERVICES GROUP (a)			
CP	REC FY 15	TOT FY 15	CHIEF - FISCAL SERVICES
22		22	Gen Fund/Gen Purpose
			Special Revenue
1		1	Proprietary
23		23	Total Positions

GF/GP	PR	REC	FY 15	INTERNAL ACCOUNTING
1			1	Supervisor I - Fiscal Services
1	1		2	Accountant III
2			2	Accountant II
4	1		5	Total Positions

GF/GP	PR	REC	FY 15	INTERNAL BUDGETING
1			1	Supervisor I - Fiscal Services
1			1	Accountant III
3			3	Account Clerk II
5			5	Total Positions

GF/GP	PR	REC	FY 15	ACCOUNTS PAYABLE
1			1	Supervisor I - Fiscal Services
2			2	Account Clerk II
3			3	Total Positions

GF/GP	PR	REC	FY 15	PAYROLL
1			1	Supervisor I - Fiscal Services
1			1	Payroll Specialist II
2			2	Payroll Specialist I
4			4	Total Positions

GF/GP	PR	REC	FY 15	ACCOUNTS RECEIVABLE
1			1	Supervisor II - Fiscal Services
1			1	Accountant II
2			2	Total Positions

GF/GP	PR	REC	FY 15	FINANCIAL REPORTING
1			1	Supervisor III - Fiscal Services
1			1	Total Positions

GF/GP	PR	REC	FY 15	PAYMENTS
1			1	Supervisor III - Fiscal Services
1			1	Total Positions

GF/GP	PR	REC	FY 15	FINANCIAL SYSTEMS & REPORTING
1			1	Supervisor II - Fiscal Services
1			1	Senior Financial Analyst
2			2	Total Positions

(a) All positions show under Central Fiscal Services on salary pages.

Prepared by Human Resources Dept. 10/01/14.

GENERAL FISCAL SERVICES GROUP			
CP	REC FY 15	TOT FY 15	CHIEF - FISCAL SERVICES
12		12	Gen Fund/Gen Purpose
1		1	Special Revenue
1		1	Proprietary
14		14	Total Positions

GF/GP	SR	PR	REC	FY 15	SPECIAL REVENUE ACCOUNTING
1				1	Supervisor II - Fiscal Services
2				2	Accountant III (a)
	1			1	Accountant II (c)
1				1	Accountant I
4	1			5	Total Positions

GF/GP	SR	PR	REC	FY 15	FINANCIAL ANALYSIS & PLANNING - GF/GP
1				1	Supervisor II - Fiscal Services
5				5	Senior Financial Analyst
1				1	Accountant III (d)
7				7	Total Positions

GF/GP	SR	PR	REC	FY 15	GRANTS AND COMPLIANCE
		1		1	Parks & Rec. Fiscal Coordinator (b)
1				1	Grants Compliance Program Coord.
1		1		2	Total Positions

- (a) One (1) SR position (#01702) funded 50% by the Community Development Block Grant (CDBG) deleted per Misc. Res. #14191, effective 09/06/14.
- (b) Position shows in Administration of Salary Pages, funded by Parks & Recreation per Misc. Res. #11104.
- (c) SR position funded by Workforce Development Grant
- (d) One (1) GF/GP FTE position created per Misc. Res. #14191, effective 09/06/14.

Prepared by Human Resources Dept. 10/01/14.

ENTERPRISE FISCAL SERVICES GROUP			
CP	REC FY 15	TOT FY 15	CHIEF - FISCAL SERVICES
15		15	Gen Fund/Gen Purpose
			Special Revenue
6		6	Proprietary
21		21	Total Positions

GF/GP	SR	PR	REC	FY 15	INFORMATION TECHNOLOGY
1				1	Supervisor II - Fiscal Services
2				2	Senior Financial Analyst
1				1	Accountant II
2				2	Account Clerk II
6				6	Total Positions

GF/GP	SR	PR	REC	FY 15	FACILITIES
2				2	Accountant III
2				2	Account Clerk II (a)
4				4	Total Positions

GF/GP	SR	PR	REC	FY 15	PARKS & RECREATION
		1		1	Supervisor II - Fiscal Services
		2		2	Account Clerk II (b)
		1		1	Account Clerk I
		4		4	Total Positions

GF/GP	SR	PR	REC	FY 15	DRAIN
1				1	Supervisor II-Fiscal Services
2				2	Accountant III
1				1	Senior Financial Analyst
		1		1	Accountant II (c)
1		1		2	Account Clerk II (a,c,d)
5		2		7	Total Positions

- (a) Includes one (1) PTE 1,248 hrs/yr position.
- (b) Includes one (1) FTNE 2,000 hrs/yr position.
- (c) PR position funded by Water/Sewer Enterprise Fund.
- (d) One (1) GF/GP position (#03573) deleted per Misc. Res. #14191, effective 09/06/14.

Prepared by Human Resources Dept. 10/01/14.

REIMBURSEMENT (a)			
CP	REC FY 15	TOT FY 15	CHIEF FISCAL SERVICES
36		36	Gen Fund/Gen Purpose
			Special Revenue
36		36	Total Positions

GF/GP	SR	REC	FY 15	REIMBURSEMENT ADMINISTRATION
1			1	Chief - Fiscal Services
1			1	Reimbursement Accounts Specialist
1			1	Technical Assistant
3			3	Total Positions

GF/GP	SR	REC	FY 15	CIRCUIT COURT ACCOUNTS
1			1	Supervisor II - Fiscal Services (e)
5			5	Collection Specialist
6			6	Collection Clerk II
1			1	Collection Clerk I
3			3	Account Clerk I (c,g)
0			0	General Clerical (b,f)
1			1	Student
17			17	Total Positions

GF/GP	SR	REC	FY 15	FAMILY COURT ACCOUNTS
1			1	Supervisor II - Fiscal Services (e)
3			3	Collection Specialist
5			5	Collection Clerk II
3			3	Collection Clerk I
3			3	Account Clerk I (d)
1			1	Student
16			16	Total Positions

- (a) Positions show under Fiscal Services/Reimbursement on salary pages.
- (b) PTNE 1,000 hrs/yr position.
- (c) Includes one (1) FTNE 2,000 hrs/yr.
- (d) Includes three (3) PTNE 1,000 hrs/yr positions.
- (e) Position upwardly reclassified from Supervisor I - Fiscal Services, per Human Resources Dept. audit, effective 03/23/13.
- (f) One (1) position (#07483) deleted per Misc. Res. #14191, effective 09/06/14.
- (g) Two (2) GF/GP PTNE positions created per Misc. Res. #14191, effective 09/06/14.

Prepared by Human Resources Dept.10/01/14.

CENTRAL SERVICES DEPARTMENT			
CP	REC FY 15	TOT FY 15	DIRECTOR - CENTRAL SERVICES
19		19	Gen Fund/Gen Purpose
41		41	Proprietary
60		60	Total Positions

ADMINISTRATION			
CP	REC FY 15	TOT FY 15	DIRECTOR - CENTRAL SERVICES
1		1	Gen Fund/Gen Purpose
			Proprietary
1		1	Total Positions

AVIATION & TRANSPORTATION			
CP	REC FY 15	TOT FY 15	MANAGER - AVIATION & TRANSPORTATION
			Gen Fund/Gen Purpose
26		26	Proprietary
26		26	Total Positions

SUPPORT SERVICES			
CP	REC FY 15	TOT FY 15	MANAGER - SUPPORT SERVICES
18		18	Gen Fund/Gen Purpose
15		15	Proprietary
33		33	Total Positions

Prepared by Human Resources Dept. 10/01/14.

CENTRAL SERVICES ADMINISTRATION				
CP	REC FY 15	TOT FY 15	DIRECTOR - CENTRAL SERVICES	
1		1	Gen Fund/Gen Purpose	
			Special Revenue	
1		1	Total Positions	
GF/GP	SR	REC	FY 15	ADMINISTRATION
1			1	Director of Central Services
1			1	Total Positions

Prepared by Human Resources Dept. 10/01/14.

AVIATION & TRANSPORTATION (a)			
CP	REC FY 15	TOT FY 15	MANAGER - AVIATION & TRANSPORTATION
			Gen Fund/Gen Purpose
26		26	Proprietary
26		26	Total Positions

GF/GP	PR	REC	FY 15	ADMINISTRATION
	1		1	Manager - Aviation & Transportation
	1		1	Total Positions

OAKLAND / SOUTHWEST
Manager - Aviation & Transportation (b)

OAKLAND COUNTY INTERNATIONAL AIRPORT

OAKLAND / TROY
Manager - Aviation & Transportation (b)

GF/GP	PR	REC	FY 15	MAINT. & CRASH, FIRE, RESCUE
	1		1	Chief - Airport Maintenance & Operations
	1		1	Airport Maintenance & Rescue Supervisor
	7		7	Airport Maintenance Mechanic II
	4		4	Airport Maintenance Mechanic I
	13		13	Total Positions

GF/GP	PR	REC	FY 15	OPERATIONS
	1		1	Airport Administration Supervisor
	1		1	Airport Rental Agent
	1		1	Account Clerk I
	1		1	Office Assistant II
	8		8	General Helper (c)
	12		12	Total Positions

- (a) All positions show in Administration.
- (b) Non-County position.
- (c) PTNE 1,000 hrs/yr positions.

Prepared by Human Resources Dept. 10/01/14.

SUPPORT SERVICES			
CP	REC FY 15	TOT FY 15	MANAGER - SUPPORT SERVICES
18		18	Gen Fund/Gen Purpose
			Special Revenue
15		15	Proprietary
33		33	Total Positions

GF/GP	PR	REC	FY 15	ADMINISTRATION
1			1	Manager - Support Services
1			1	Secretary II
2			2	Total Positions

GF/GP	PR	REC	FY 15	LEASED VEHICLE OPERATIONS
	2		2	Garage Supervisor (d)
	3		3	Senior Automobile Mechanic
	3		3	Automobile Mechanic II
	3		3	Automobile Mechanic I
	2		2	Communications Installer II
	1		1	Communications Installer I (c)
	1		1	Garage Services Coordinator
	15		15	Total Positions

GF/GP	PR	REC	FY 15	RECORD RETENTION
1			1	Office Leader
3			3	Office Assistant II
1			1	Clerk
1			1	Clerk II/Delivery Person
1			1	General Clerical (a)
1			1	Student
8			8	Total Positions

GF/GP	PR	REC	FY 15	MAIL ROOM
1			1	Office Supervisor II
1			1	Support Services Equip. Operator
1			1	Mail Services Coordinator
5			5	Clerk II / Delivery Person (b)
8			8	Total Positions

(a) PTNE 1,000 hrs/yr position.

(b) Includes one (1) GF/GP PTNE 1,000 hrs/yr position.

(c) One (1) PR FTE position created per Misc. Res. # 14103, effective 05/17/14.

(d) One (1) position upwardly reclassified from Garage Supervisor - Nights, per Human Resources Dept. audit, effective 06/14/14.

Prepared by Human Resources Dept. 10/01/14.

FACILITIES MANAGEMENT DEPARTMENT			
CP	REC FY 15	TOT FY 15	DIRECTOR - FACILITIES MGMT.
8		8	Gen Fund/Gen Purpose
0		0	Special Revenue
181	1	182	Proprietary
189	1	190	Total Positions

ADMINISTRATION			
CP	REC FY 15	TOT FY 15	DIRECTOR - FACILITIES MGMT.
1		1	Gen Fund/Gen Purpose
1		1	Proprietary
2		2	Total Positions

FACILITIES MAINTENANCE & OPERATIONS			
CP	REC FY 15	TOT FY 15	MANAGER - FACILITIES MAINT. & OPERATIONS
			Gen Fund/Gen Purpose
174	1	175	Proprietary
174	1	175	Total Positions

FACILITIES ENGINEERING			
CP	REC FY 15	TOT FY 15	MANAGER - FACILITIES PLANNING & ENGINEERING
7		7	Gen Fund/Gen Purpose
6		6	Proprietary
13		13	Total Positions

Prepared by Human Resources Dept. 10/01/14

FACILITIES MANAGEMENT ADMINISTRATION			
CP	REC FY 15	TOT FY 15	DIRECTOR - FACILITIES MANAGEMENT
1		1	Gen Fund/Gen Purpose
1		1	Proprietary
2		2	Total Positions

GF/GP	PR	REC	FY 15	ADMINISTRATION
1			1	Director - Facilities Management
	1		1	Property Management Specialist
1	1		2	Total Positions

Prepared by Human Resources Dept. 10/01/14.

FACILITIES MAINTENANCE & OPERATIONS			
CP	REC FY 15	TOT FY 15	MANAGER - FACILITIES MAINT. & OPERATIONS
			Gen Fund/Gen Purpose
174	1	175	Proprietary
174	1	175	Total Positions

GF/GP	PR	REC	FY 15	ADMINISTRATION
		1	1	Manager - Facilities Maint. & Oper.
		1	1	Chief - Building Safety (d,j)
		1	1	Facilities Management Specialist
		1	1	Facilities Contract Specialist (e)
	4		4	Total Positions

GF/GP	PR	REC	FY 15	ADMINISTRATIVE SERVICES (a)
		1	1	Supervisor - F.M. & O. Admin. Svcs.
		1	1	Central Employee Records Coord
		1	1	Secretary II
		1	1	Procurement Technician (i)
		1	1	Safety Dispatcher
		1	1	Office Assistant II
		1	1	Student
	7		7	Total Positions

GF/GP	PR	REC	FY 15	GROUNDS MAINTENANCE
		1	1	Chief - Landscape Services
		1	1	Automobile Mechanic II (d)
		2	2	Groundskeeper Crew Chief
		1	1	Groundskeeper Specialist/Irrigation
		2	2	Groundskeeper Specialist
		5	5	Groundskeeper II
		17	17	General Helper (c,g)
	29		29	Total Positions

GF/GP	PR	REC	FY 15	BUILDING SAFETY
		5	5	Shift Supervisor - Building Safety (f)
		2	2	Security Systems Specialist (h)
		2	2	Alarm Technician
		1	1	Locksmith
		6	6	Safety Dispatcher
		6	6	Building Safety Attendant
		2	2	General Helper (c,g)
	24		24	Total Positions

GF/GP	PR	REC	FY 15	FACILITIES MAINTENANCE (b)
		1	1	Chief - Facilities Maintenance & Oper.
		6	6	Maintenance Supervisor II
		1	1	Maintenance Planner II
		4	4	Skilled Maintenance Mechanic III
		26	1	27 Skilled Maintenance Mechanic II (k)
		3	3	Painter II
	41	1	42	Total Positions

GF/GP	PR	REC	FY 15	BUILDINGS CUSTODIAL
		1	1	Chief - Custodial Services
		1	1	Custodial Work Supervisor III
		2	2	Custodial Work Supervisor II
		5	5	Mobile Unit Custodial Worker
		1	1	Custodial Worker III
		42	42	Custodial Worker II
	52		52	Total Positions

GF/GP	PR	REC	FY 15	ARCHITECTURAL MAINTENANCE (b)
		1	1	Maintenance Supervisor II
		1	1	Skilled Maintenance Mechanic III
		2	2	Skilled Maintenance Mechanic II
		2	2	Skilled Maintenance Mechanic I
		3	3	Painter II
		1	1	Central Stock Attendant
	10		10	Total Positions

GF/GP	PR	REC	FY 15	BUILDINGS HEATING
		1	1	Chief - Heating Plant
		1	1	Boiler Mechanic
		4	4	Boiler Operator
		1	1	Skilled Maintenance Mechanic II
	7		7	Total Positions

- (a) Positions show under Administration in salaries pages.
- (b) Positions show under Buildings Maintenance in salaries pages.
- (c) Includes one (1) position assigned to South Health Division office.
- (d) Position shows under Building Safety in Salaries pages.
- (e) PTNE 500 hrs/yr position. Position shows under Building Maintenance in Salaries pages.
- (f) Includes two (2) PTNE 1,000 hrs/yr positions.
- (g) PTNE 1,000 hrs/yr position
- (h) Two (2) positions upwardly reclassified from Alarm Technician, per Misc. Res. #14038, effective 03/22/14.
- (i) Position upwardly reclassified from FM&O Purchasing Clerk, per Human Resources Dept. audit, effective 03/08/14.
- (j) Position reclassified from Chief - Fire & Security, per Misc. Res. #12225, effective 09/22/12.
- (k) One position upwardly reclassified from General Maintenance Mechanic, per FY14 Budget effective, 09/22/12.

Prepared by Human Resources Dept. 10/01/14.

FACILITIES ENGINEERING (a)			
CP	REC FY 15	TOT FY 15	MANAGER - FACILITIES PLANNING & ENGINEERING
7		7	Gen Fund/Gen Purpose
6		6	Proprietary
13		13	Total Positions

GF/GP	SR	REC	FY 15	ADMINISTRATION
1			1	Manager - Facilities Planning & Engineering
1			1	Secretary II
2			2	Total Positions

GF/GP	PR	REC	FY 15	FACILITIES PLANNING & ENGINEERING
	1		1	Supervisor - Facilities Planning & Engineering
1	1		2	Facilities Engineer III
1			1	Facilities Project Coordinator
	2		2	Architectural Engineer II
2			2	Facilities Engineer II
	1		1	Facilities Planner
1			1	Construction Planner
	1		1	Engineering Technician
5	6		11	Total Positions

(a) All positions show in Facilities Engineering/Administration Unit on salaries pages.

Prepared by Human Resources Dept. 10/01/14.

HUMAN RESOURCES DEPARTMENT			
CP	REC FY 15	TOT FY 15	DIRECTOR OF HUMAN RESOURCES
29		29	Gen Fund/Gen Purpose
0		0	Special Revenue
19		19	Proprietary
48		48	Total Positions

ADMINISTRATION			
CP	REC FY 15	TOT FY 15	DIRECTOR OF HUMAN RESOURCES
6		6	Gen Fund/Gen Purpose
			Proprietary
6		6	Total Positions

HUMAN RESOURCES - WORKFORCE MANAGEMENT DIVISION			
CP	REC FY 15	TOT FY 15	MANAGER - HUMAN RESOURCES
21		21	Gen Fund/Gen Purpose
			Proprietary
21		21	Total Positions

HUMAN RESOURCES - BENEFITS ADMINISTRATION DIVISION			
CP	REC FY 15	TOT FY 15	MANAGER - HUMAN RESOURCES
2		2	Gen Fund/Gen Purpose
19		19	Proprietary
21		21	Total Positions

Prepared by Human Resources Dept. 10/01/14.

HUMAN RESOURCES ADMINISTRATION			
CP	REC FY 15	TOT FY 15	DIRECTOR OF HUMAN RESOURCES
6		6	Gen Fund/Gen Purpose
			Proprietary
6		6	Total Positions

GF/GP	PR	REC	FY 15	ADMINISTRATION
1			1	Director of Human Resources
1			1	Deputy Director of Human Resources
2			2	Total Positions

GF/GP	PR	REC	FY 15	LABOR RELATIONS/ EEO
1			1	Supervisor - Labor Relations (a)
1			1	Labor Relations Specialist
1			1	Human Resources Analyst II
1			1	Secretary II
4			4	Total Positions

(a) Position upwardly reclassified from Supervisor Human Resources per Misc. Res. #14120, effective 06/14/14.

Prepared by Human Resources Dept. 10/01/14.

HUMAN RESOURCES - WORKFORCE MANAGEMENT DIVISION			
CP	REC FY 15	TOT FY 15	MANAGER - HUMAN RESOURCES
21		21	Gen Fund/Gen Purpose
			Special Revenue
21		21	Total Positions

GF/GP	PR	REC	FY 15	HUMAN RESOURCES- WORKFORCE PLANNING
1			1	Manager - Human Resources
1			1	Total Positions

GF/GP	PR	REC	FY 15	HUMAN RESOURCES - RECRUITMENT & WORKFORCE PLANNING UNIT
1			1	Supervisor - Human Resources
3			3	Human Resources Analyst III
5			5	Human Resources Analyst II
1			1	Recruitment Testing & Systems Specialist
3			3	Office Assistant II (a,d)
1			1	College Intern (b)
14			14	Total Positions

GF/GP	PR	REC	FY 15	EMPLOYEE RECORDS & HRIS
1			1	Supervisor - Human Resources
1			1	Human Resources Information Systems Supervisor (c)
1			1	Human Resources Analyst II
1			1	Central Employee Records Coordinator (a)
2			2	Employee Records Specialist
6			6	Total Positions

- (a) Includes one (1) FTNE 2,000 hrs/yr position.
 (b) PTNE 1,000 hrs/yr position.
 (c) Position transferred and upwardly reclassified from Human Resources Analyst II, per Human Resources Dept. audit, effective 04/05/14.
 (d) One (1) GF/GP FTE position created per Misc. Res. #14207, effective 09/20/14.

HUMAN RESOURCES - BENEFITS ADMINISTRATION DIVISION			
CP	REC FY 15	TOT FY 15	MANAGER - HUMAN RESOURCES
2		2	Gen Fund/Gen Purpose
19		19	Proprietary
21		21	Total Positions

GF/GP	PR	REC	FY 15	BENEFITS ADMINISTRATION UNIT
1			1	Manager - Human Resources
1			1	Office Assistant II (b)
2			2	Total Positions

GF/GP	PR	REC	FY 15	TRAINING & DEVELOPMENT (a)
	1		1	Supervisor - Training & Development
	1		1	Human Resources Analyst III
	2		2	Human Resources Analyst II
	1		1	Wellness Coordinator
	1		1	Office Assistant II
	1		1	Office Assistant I (b)
	7		7	Total Positions

GF/GP	PR	REC	FY 15	RETIREMENT ADMINISTRATION (a)
	1		1	Retirement Administrator
	1		1	Human Resources Analyst III
	1		1	Supervisor - Administrative Services
	3		3	Retirement Specialist
	6		6	Total Positions

GF/GP	PR	REC	FY 15	EMPLOYEE BENEFITS (a)
	1		1	Supervisor - Employee Benefits
	1		1	Human Resources Analyst III
	1		1	Human Resources Analyst I (d)
	3		3	Employee Benefits Specialist (c)
	6		6	Total Positions

- (a) Positions funded by Fringe Benefit Fund.
 (b) PTNE 1,000 hrs/yr position.
 (c) Includes one (1) PTNE 1,000 hrs/yr position.
 (d) One (1) PR FTE position created per Misc. Res. #14207, effective 09/20/14.

Prepared by Human Resources Dept. 10/01/14.

HEALTH & HUMAN SERVICES			
CP	REC FY 15	TOT FY 15	DIRECTOR - HEALTH & HUMAN SERVICES
478	13(4)	487	Gen Fund/Gen Purpose
92		92	Special Revenue
0		0	Proprietary
570	13(4)	579	Total Positions

HEALTH & HUMAN SERVICES ADMINISTRATION			
CP	REC FY 15	TOT FY 15	DIRECTOR - HEALTH & HUMAN SERVICES
1		1	Gen Fund/Gen Purpose
			Special Revenue
1		1	Total Positions

HEALTH DIVISION			
CP	REC FY 15	TOT FY 15	MANAGER - HEALTH DIVISION
275	3(2)	276	Gen Fund/Gen Purpose
90		90	Special Revenue
365	3(2)	366	Total Positions

CHILDREN'S VILLAGE			
CP	REC FY 15	TOT FY 15	MANAGER - CHILDREN'S VILLAGE
192	9	201	Gen Fund/Gen Purpose
			Special Revenue
192	9	201	Total Positions

HOMELAND SECURITY			
CP	REC FY 15	TOT FY 15	MANAGER - HOMELAND SECURITY
10	1(2)	9	Gen Fund/Gen Purpose
2		2	Special Revenue
12	1(2)	11	Total Positions

Prepared by Human Resources Dept. 10/01/14.

HEALTH & HUMAN SERVICES ADMINISTRATION			
CP	REC FY 15	TOT FY 15	DIRECTOR - HEALTH & HUMAN SERVICES
1		1	Gen Fund/Gen Purpose
			Special Revenue
1		1	Total Positions

GF/GP	SR	REC	FY 15	ADMINISTRATION
1			1	Director - Health & Human Services
1			1	Total Positions

Prepared by Human Resources Dept. 10/01/14.

HEALTH			
CP	REC FY 15	TOT FY 15	MANAGER - HEALTH DIVISION
275	3(2)	276	Gen Fund/Gen Purpose
90		90	Special Revenue
365	3(2)	366	Total Positions

GF/GP	SR	REC	FY 15	HEALTH ADMINISTRATION
1			1	Manager - Health Division
1			1	Sr. Public Health Sanitarian
1			1	Executive Secretary
1			1	Secretary II
1			1	Secretary I (a)
5			5	Total Positions

HEALTH ADMINISTRATIVE SERVICES			
CP	REC FY 15	TOT FY 15	ADMINISTRATOR - PH ADMINISTRATIVE SERVICES
69		69	Gen Fund/Gen Purpose
5		5	Special Revenue
74		74	Total Positions

PERSONAL & PREVENTIVE HEALTH SERVICES			
CP	REC FY 15	TOT FY 15	ADMINISTRATOR - PERSONAL & PREVENTIVE HEALTH SERVICES
113	1(1)	113	Gen Fund/Gen Purpose
26		26	Special Revenue
139	1(1)	139	Total Positions

COMMUNITY HEALTH PROMOTION & INTERVENTION SERVICES			
CP	REC FY 15	TOT FY 15	ADMINISTRATOR - COMMUNITY HEALTH PROMOTION & INTERVENTION SVCS.
16	1	17	Gen Fund/Gen Purpose
47		47	Special Revenue
63	1	64	Total Positions

ENVIRONMENTAL HEALTH SERVICES			
CP	REC FY 15	TOT FY 15	ADMINISTRATOR - ENVIRONMENTAL HEALTH SVCS.
60	1(1)	60	Gen Fund/Gen Purpose
			Special Revenue
60	1(1)	60	Total Positions

COMMUNICABLE DISEASE			
CP	REC FY 15	TOT FY 15	CHIEF- HEALTH DIVISION MEDICAL SERVICES
12		12	Gen Fund/Gen Purpose
12		12	Special Revenue
24		24	Total Positions

(a) FTNE 2,000 hrs/year position.

Prepared by Human Resources Dept. 10/01/14.

HEALTH ADMINISTRATIVE SERVICES			
CP	REC FY 15	TOT FY 15	ADMINISTRATOR - PH ADMINISTRATIVE SERVICES
69		69	Gen Fund/Gen Purpose
5		5	Special Revenue
74		74	Total Positions

GF/GP	SR	REC	FY 15	ADMINISTRATIVE SERVICES (a,b)
1			1	Administrator - Public Health Administrative Services
1			1	Chief - Public Health Administrative Services
1			1	Public Health Nursing Supervisor
	1		1	PH Emergency Preparedness Specialist
	1		1	Health Program Coordinator
	1		1	Public Health Educator III
5	1		6	Public Health Nurse III (c)
1			1	Technical Assistant
	1		1	Office Assistant II
9	5		14	Total Positions

GF/GP	SR	REC	FY 15	CENTRAL SUPPORT
3			3	Supervisor - Health Central Support Services
5			5	Office Supervisor I
35			35	Office Assistant II (e)
5			5	Student
48			48	Total Positions

GF/GP	SR	REC	FY 15	QUALITY AND PROCESS IMPROVEMENT (a)
1			1	Supervisor - Planning & Evaluation
1			1	Quality and Process Improvement Supervisor (f)
2			2	User Support Specialist II
1			1	Senior Public Health Sanitarian
1			1	Storekeeper III
1			1	Clerk II/ Delivery Person
7			7	Total Positions

GF/GP	SR	REC	FY 15	DENTAL CLINIC
1			1	Public Health Clinical Dentist (d)
1			1	Dental Hygienist
1			1	Account Clerk II
3			3	Total Positions

GF/GP	SR	REC	FY 15	CENTRAL HEALTH SERVICES
1			1	Central Employee Records Coordinator
1			1	Employee Records Specialist
2			2	Total Positions

- (a) Position(s) shown under Administration unit on salaries pages.
- (b) SR positions funded by Emergency Preparedness portion of CPBC (Comprehensive Planning Budgeting & Contracting) Grant.
- (c) SR position funded by the Community Readiness Initiative Grant.
- (d) PTNE 1,000 hrs/yr position.
- (e) Includes two (2) FTNE 2,000 hrs/year positions.
- (f) Position laterally reclassified from Administrative Assistant CHPIS per Misc. Res. #14038, effective 03/22/14.

Prepared by Human Resources Dept. 10/01/14.

PERSONAL & PREVENTIVE HEALTH SERVICES			
CP	REC FY 15	TOT FY 15	ADMINISTRATOR - PERSONAL & PREVENTIVE HEALTH SERVICES
113	1(1)	113	Gen Fund/Gen Purpose
26		26	Special Revenue
139	1(1)	139	Total Positions

GF/GP	SR	REC	FY 15	ADMINISTRATION
1			1	Administrator - P&PH Services
1			1	Administrative Assistant - P&PH Services
1			1	Chief - Public Health Clinical & Special Programs
1			1	Chief - Public Health Field Nursing
		1	1	Office Leader
4	1		5	Total Positions

PUBLIC HEALTH FIELD NURSING			
CP	REC FY 15	TOT FY 15	CHIEF - PUBLIC HEALTH FIELD NURSING
77	1(1)	77	Gen Fund/Gen Purpose
9		9	Special Revenue
86	1(1)	86	Total Positions

PUBLIC HEALTH CLINICAL & SPECIAL PROGRAMS			
CP	REC FY 15	TOT FY 15	CHIEF - PH CLINIC. & SPECIAL PROGRAMS
32		32	Gen Fund/Gen Purpose
16		16	Special Revenue
48		48	Total Positions

Prepared by Human Resources Dept. 10/01/14.

PUBLIC HEALTH FIELD NURSING			
CP	REC FY 15	TOT FY 15	CHIEF - PUBLIC HEALTH FIELD NURSING
77	1(1)	77	Gen Fund/Gen Purpose
9		9	Special Revenue
86	1(1)	86	Total Positions

GF/GP	SR	REC	FY 15	PUBLIC HEALTH FIELD NURSING
4			4	Public Health Nursing Supervisor
1			1	Health Program Coordinator
47	2		49	Public Health Nurse III (d,f,g)
1			1	Public Health Nurse II
2			2	Office Assistant II (a)
55	2		57	Total Positions

GF/GP	SR	REC	FY 15	CHILDREN'S SPEC. HLTH CARE SVCS. (e)
	1		1	Public Health Nursing Supervisor
	1		1	Public Health Nurse II (a)
	2		2	Auxiliary Health Worker (c)
	1		1	Office Assistant II
	1		1	Office Assistant I
	1		1	Student
	7		7	Total Positions

GF/GP	SR	REC	FY 15	HEARING & VISION SCREENING
1			1	Health Program Coordinator
2		1(1)	2	Hearing/Vision Technician Supervisor (a,h)
19			19	Public Health Technician (b)
22		1(1)	22	Total Positions

- (a) Includes one (1) 1,000 hrs/yr PTNE position.
- (b) Includes fifteen (15) PTNE 1,000 hrs/yr positions, two (2) FTNE 2,000 hrs/yr positions and two (2) PTE 1,500 hrs/yr positions.
- (c) Includes one (1) PTNE 897 hrs/yr position.
- (d) Includes four (4) positions funded by CPBC/NFP Grant, two (2) 1,000 hrs/yr PTNE, and two (2) FTNE 2,000 hrs/yr positions.
- (e) Positions funded through CPC Grant - Maternal & Child Health / Jobs Bill Grant.
- (f) Includes one (1) SR position (#1060236-09552) funded by CPBC Grant (Reach Program) and one (1) SR position (1060236-06515) CPBC/Generation with Promise Grant.
- (g) Four (4) GF/GP positions (#00765, 02008, 02727, and 03183) charged to Zero to Three Secondary Prevention Program, per Misc. Res. #10137.
- (h) One (1) 1,000 hrs/yr PTNE position deleted and one (1) FTE position created per FY15 Budget.

Prepared by Human Resources Dept. 10/01/14.

PUBLIC HEALTH CLINICAL & SPECIAL PROGRAMS			
CP	REC FY 15	TOT FY 15	CHIEF - PUBLIC HEALTH CLINIC & SPECIAL PROGRAMS
32		32	Gen Fund/Gen Purpose
16		16	Special Revenue
48		48	Total Positions

GF/GP	SR	REC	FY 15	GENERAL CLINIC
4			4	Public Health Nursing Supervisor
27	1		28	Public Health Nurse III (b)
1			1	Public Health Nurse II (a)
32	1		33	Total Positions

GF/GP	SR	REC	FY 15	CLINIC - VACCINE FOR CHILDREN (f)
	2		2	Vaccine Supply Clerk
	2		2	Total Positions

GF/GP	SR	REC	FY 15	INFANT HEALTH PROMOTION (d)
	1		1	Health Program Coordinator
	2		2	Public Health Nurse III
	1		1	Public Health Nutritionist III
	1		1	Public Health Nutritionist II
	1		1	Office Assistant II (e)
	6		6	Total Positions

GF/GP	SR	REC	FY 15	IMMUNIZATION ACTION PLAN (g)
	1		1	Health Program Coordinator
	3		3	Public Health Nurse III (c)
	2		2	Office Assistant II
	1		1	Clerk
	7		7	Total Positions

- (a) PTE position.
- (b) Includes one (1) PTNE 1,500 hrs/yr SR position (#10902) funded by CPBC Grant for adolescent STD screening, and one (1) GFGP PTNE 1,150 hrs/yr position.
- (c) Includes one (1) PTNE 1,000 hrs/yr position.
- (d) Positions funded through Infant CPBC Grant.
- (e) Position (#1060291-05135) funded by Childhood Lead Poisoning Prevention Grant - frozen.
To remain vacant pending program funding.
- (f) Funded by CPBC Grant - Vaccines for Children.
- (g) Funded by CPBC Grant.

Prepared by Human Resources Dept. 10/01/14.

COMMUNITY HEALTH PROMOTION & INTERVENTION SERVICES (CHPIS)			
CP	REC FY 15	TOT FY 15	ADMINISTRATOR - COMMUNITY HEALTH PROMOTION & INTERVENTION SERVICES
16	1	17	Gen Fund/Gen Purpose
47		47	Special Revenue
63	1	64	Total Positions

GF/GP	SR	REC	FY 15	ADMINISTRATION (a)
1			1	Administrator - CHPIS
1			1	Chief-CHPIS (k)
2			2	Total Positions

EDUCATION SERVICES			
CP	REC FY 15	TOT FY 15	PUBLIC HEALTH EDUCATION SUPERVISOR
8	1	9	Gen Fund/Gen Purpose
4		4	Special Revenue
12	1	13	Total Positions

GF/GP	SR	REC	FY 15	PUBLIC HEALTH EDUCATION (a)
1			1	Public Health Educator Supervisor
3	2	1	6	Public Health Educator III (c)
1			1	Graphic Artist
	1		1	Lactation Specialist (l)
1			1	Auxiliary Health Worker (g)
6	3	1	10	Total Positions

GF/GP	SR	REC	FY 15	SCHOOL HEALTH EDUCATION (a)
1	1		2	Public Health Educator III (c, f)
1			1	Auxiliary Health Worker
2	1		3	Total Positions

GF/GP	SR	REC	FY 15	SUBSTANCE ABUSE CONTROL
	1		1	Treatment Services Supervisor (c)
	2		2	Public Health Nurse III (c)
	7		7	Substance Abuse Program Analyst (d,o)
	1		1	Substance Abuse Prevention Coordinator (c)
1			1	Health Contract Compliance Analyst
			0	Technical Assistant (j,m)
	1		1	Auxiliary Health Worker (i)
			0	Office Supervisor I (n)
	1		1	Account Clerk II (c,m)
	3		3	Office Assistant II (h)
1	16		17	Total Positions

GF/GP	SR	REC	FY 15	W.I.C. PROGRAM (e)
	1		1	Public Health Nutrition Supervisor
	1		1	Public Health Nutritionist III
	5		5	Public Health Nutritionist II
	1		1	Public Health Nutritionist I
	3		3	Dietetic Technician
	1		1	Office Supervisor II
	1		1	Office Supervisor I
	8		8	Auxiliary Health Worker
	4		4	Office Assistant II
	1		1	Office Assistant I
	26		26	Total Positions

GF/GP	SR	REC	FY 15	COMMUNITY NUTRITION (a)
1			1	Public Health Nutrition Supervisor
3			3	Public Health Nutritionist III
	1		1	Public Health Nutritionist II (b)
1			1	Auxiliary Health Worker
5	1		6	Total Positions

- (a) Positions shown in CHPIS Unit on salaries pages.
- (b) Includes one (1) SR position funded by CPBC.
- (c) SR position(s) funded through Substance Abuse Grant.
- (d) Includes seven (7) positions funded by Substance Abuse Grant and two (2) positions funded by Medicare/CMH.
- (e) Positions funded through Comprehensive Planning and Budgeting Contract (CPBC) Program - WIC Grant.
- (f) Includes one (1) SR PTNE 1,000 hrs/yr position.
- (g) Includes one (1) PTNE 1,000 hrs/yr position.
- (h) Includes one (1) position funded by Substance Abuse Grant and two (2) positions funded by Medicaid/CMH.
- (i) Includes one (1) PTNE 1,000 hrs/yr position funded by Pregnancy Prevention Program Grant.
- (j) Position funded by Medicaid/CMH.
- (k) One (1) Chief-Substance Abuse position reclassified, per FY15 Budget.
- (l) One (1) SR FTE position created per Misc. Res. #14206, effective 09/20/14.
- (m) One (1) SR FTE position deleted per Misc. Res. #14219, effective 09/30/14.
- (n) One (1) GF/GP FTE position deleted per Misc. Res. #14219, effective 09/30/14.
- (o) Two (2) SR FTE positions (#07398 and #07499) deleted per Misc. Res. #14219, effective 09/30/14.

Prepared by Human Resources Dept. 10/01/14.

COMMUNICABLE DISEASES			
CP	REC FY 15	TOT FY 15	CHIEF - HEALTH DIVISION MEDICAL SERVICES
12		12	Gen Fund/Gen Purpose
12		12	Special Revenue
24		24	Total Positions

GF/GP	SR	REC	FY 15	MEDICAL SERVICES (a)
1			1	Chief - Health Div. Medical Services
1			1	Total Positions

GF/GP	SR	REC	FY 15	EPIDEMIOLOGY
2			2	Epidemiologist (a)
2			2	Total Positions

GF/GP	SR	REC	FY 15	VENEREAL DISEASE CONTROL
1			1	Medical Technologist
1			1	Office Assistant II
2			2	Total Positions

GF/GP	SR	REC	FY 15	LABORATORY
1			1	Laboratory Supervisor
2	1		3	Medical Technologist (f)
1			1	Health Laboratory Clerk
4	1		5	Total Positions

GF/GP	SR	REC	FY 15	X-RAY
2			2	Radiologic Technologist
1			1	Office Assistant II (b)
3			3	Total Positions

GF/GP	SR	REC	FY 15	AIDS
	1		1	Health Program Coordinator (c)
	4		4	Public Health Nurse III (c)
	1		1	Public Health Nurse II (d)
	3		3	Office Assistant II (c)
	9		9	Total Positions

GF/GP	SR	REC	FY 15	T.B. CONTROL
	1		1	Public Health Nurse III (e)
	1		1	Auxiliary Health Worker
	2		2	Total Positions

- (a) Position(s) shown under Administration unit on salaries pages.
- (b) Position paid from Cigarette Tax revenue.
- (c) Positions funded by CPBC/AIDS Counseling & Testing Program Grant.
- (d) Position funded by CPBC/HIV Testing Grant.
- (e) Position funded by CPBC Grant - TB Outreach Grant.
- (f) One (1) SR position funded by Emergency Preparedness portion of CPBC Grant.

ENVIRONMENTAL HEALTH SERVICES (a)			
CP	REC FY 15	TOT FY 15	ADMINISTRATOR - ENVIRONMENTAL HEALTH SERVICES
60	1(1)	60	Gen Fund/Gen Purpose
			Special Revenue
60	1(1)	60	Total Positions

GF/GP	SR	REC	FY 15	ADMIN. - ENVIRONMENTAL HEALTH SERVICES
1			1	Administrator - Environmental Health Services
1			1	Administrative Assistant - Environmental Health Services
1			1	Chief - Environmental Health Special Programs
1			1	Chief - Environmental Health Activities
4			4	Total Positions

LAND, WATER & TECHNOLOGY				
GF/GP	SR	REC	FY 15	CHIEF - ENVIRONMENTAL HEALTH SPECIAL PROGS.
3			3	Public Health Sanitarian Supervisor
13		1(1)	13	Senior Public Health Sanitarian (e,f)
9			9	Public Health Sanitarian (b)
25		1(1)	25	Total Positions

FOOD, SHELTER & PREVENTION				
GF/GP	SR	REC	FY 15	CHIEF - ENVIRONMENTAL HEALTH ACTIVITIES
4			4	Public Health Sanitarian Supervisor
11			11	Senior Public Health Sanitarian (c,d)
8			8	Public Health Sanitarian
8			8	Public Health Sanitarian Technician
31			31	Total Positions

- (a) All positions show in Environmental Health unit on salaries pages.
 (b) Includes one (1) GF/GP position funded from Cigarette Tax Revenue.
 (c) Includes one (1) GF/GP position funded through Non-Community Water Supply Reimbursement Agreement.
 (d) Includes one (1) PTNE 1,000 hrs/yr position.
 (e) Includes one (1) FTNE 2,000 hrs/yr position.
 (f) One (1) 2,000 hrs/yr FTNE position deleted and one (1) FTE position created per FY15 Budget.

Prepared by Human Resources Dept. 10/01/14.

CHILDREN'S VILLAGE (a)			
CP	REC FY 15	TOT FY 15	MANAGER - CHILDREN'S VILLAGE
192	9	201	Gen Fund/Gen Purpose
			Special Revenue
192	9	201	Total Positions

GF/GP	SR	REC	FY 15	ADMINISTRATION
1			1	Manager - Children's Village
1			1	Staff Psychiatrist (f)
3			3	Administrator - Children's Village
1			1	Telestaff System Coordinator
1			1	Secretary II
5			5	College Intern (h)
12			12	Total Positions

GF/GP	SR	REC	FY 15	OPERATIONS
1			1	Food Service Supervisor
3			3	First Cook
1			1	Second Cook (d)
5			5	Total Positions

GF/GP	SR	REC	FY 15	SPECIAL SERVICES (b)
1			1	Program Nursing Supervisor - CV
1			1	Health Program Coordinator
6			6	General Staff Nurse
8			8	Total Positions

GF/GP	SR	REC	FY 15	RESIDENTIAL TREATMENT SERVICES
2			2	Program Supervisor - Children's Village
5			5	Youth Specialist Supervisor
37			37	Youth Specialist II
3		4	7	Youth Specialist I
47		4	51	Total Positions

GF/GP	SR	REC	FY 15	INTAKE TREATMENT SERVICES
4			4	Program Supervisor - Children's Village
6			6	Youth Specialist Supervisor
58			58	Youth Specialist II
19		5	24	Youth Specialist I (g)
87		5	92	Total Positions

GF/GP	SR	REC	FY 15	ADMINISTRATIVE SERVICES
1			1	Librarian (e)
1			1	Central Employee Records Coordinator
1			1	User Support Specialist II (i)
1			1	Account Clerk II
2			2	Children's Village Intake Clerk
5			5	Office Assistant II (d)
1			1	Office Assistant I
1			1	Student
13			13	Total Positions

GF/GP	SR	REC	FY 15	CLINICAL SERVICES (c)
1			1	Treatment Services Supervisor
6			6	Treatment Services Clinician II
2			2	Treatment Services Clinician I
9			9	Total Positions

GF/GP	SR	REC	FY 15	CASE COORDINATION
1			1	Treatment Services Supervisor
8			8	Children's Village Case Coordinator II
2			2	Children's Village Case Coordinator I
11			11	Total Positions

- (a) All positions show in Administration unit on salaries pages.
 (b) Position(s) receive medical direction from contract physicians.
 (c) Position(s) receive clinical direction from Staff Psychiatrist.
 (d) Includes one (1) FTNE 2,000 hrs/yr position.
 (e) PTNE 1,200 hrs/yr position assigned to the Children's Village School Library.
 (f) PTNE position funded 800 hrs/yr.
 (g) Includes one (1) PTE 1,500 hrs/yr position and twelve (12) PTNE 1,000 hrs/yr positions.

- (h) PTNE 1,000 hrs/yr positions.
 (i) Position upwardly reclassified from Children's Village Support Specialist, per Human Resources Dept. audit, effective 12/28/13.

Prepared by Human Resources Dept. 10/01/14.

HOMELAND SECURITY (e)			
CP	REC FY 15	TOT FY 15	MANAGER - HEALTH DIVISION
10	1(2)	9	Gen Fund/Gen Purpose
2		2	Special Revenue
12	1(2)	11	Total Positions

GF/GP	SR	REC	FY 15	ADMINISTRATION
1			1	Manager - Homeland Security (a)
1			1	Chief - Emergency Management
1			1	Secretary II
3			3	Total Positions

GF/GP	SR	REC	FY 15	PLANNING
2			2	Homeland Security Specialist
1			0	Emergency Management Supervisor
1		(1)	1	Emergency Management Coordinator (c,f,g)
	2	1	3	Homeland Security - Regional SAP (b)
1			1	Technical Assistant (c)
1			1	Office Assistant II (d)
1		(1)	0	College Intern (c)
7	2	1(2)	8	Total Positions

- (a) Position partially reimbursed by the Homeland Security Performance Grant Agreement.
- (b) Positions funded by Homeland Security FEMA Grant.
- (c) Includes one (1) GF/GP PTNE 1,000 hrs/yr position.
- (d) Includes one (1) GF/GP PTNE 840 hrs/yr position.
- (e) One (1) Captain position from the Sheriff's Department works on law enforcement issues related to this unit.
- (f) One (1) 1,000 hrs/yr PTNE position deleted, per FY15 Budget.
- (g) One (1) Emergency Management Supervisor downwardly reclassified, per FY15 Budget.

Prepared by Human Resources Dept. 10/01/14.

PUBLIC SERVICES DEPARTMENT			
CP	REC FY 14	TOT FY 14	DIRECTOR OF PUBLIC SERVICES
137		137	Gen Fund/Gen Purpose
15		15	Special Revenue Positions
0		0	Proprietary
152		152	Total Positions

PUBLIC SERVICES ADMINISTRATION			
CP	REC FY 14	TOT FY 14	DIRECTOR OF PUBLIC SERVICES
1		1	Gen Fund/Gen Purpose
			Special Revenue Positions
1		1	Total Positions

Circuit Court
Probation (a)

VETERANS' SERVICES			
CP	REC FY 14	TOT FY 14	MANAGER - VETERANS' SERVICES
16		16	Gen Fund/Gen Purpose
			Special Revenue
16		16	Total Positions

COMMUNITY CORRECTIONS			
CP	REC FY 14	TOT FY 14	MANAGER - COMMUNITY CORRECTIONS
44		44	Gen Fund/Gen Purpose
15		15	Special Revenue
59		59	Total Positions

MSU EXTENSION - OAKLAND COUNTY			
CP	REC FY 14	TOT FY 14	DIVISION MANAGER
13		13	Gen Fund/Gen Purpose
			Special Revenue Positions
13		13	Total County Funded Positions

MEDICAL EXAMINER			
CP	REC FY 14	TOT FY 14	MEDICAL EXAMINER
26		26	Gen Fund/Gen Purpose
			Special Revenue
26		26	Total Positions

ANIMAL CONTROL			
CP	REC FY 14	TOT FY 14	MANAGER - ANIMAL CONTROL
37		37	Gen Fund/Gen Purpose
			Special Revenue Positions
37		37	Total Positions

(a) Staffed by State of Michigan/Department of Corrections employees.

Prepared by Human Resources Dept. 10/01/14.

PUBLIC SERVICES ADMINISTRATION			
CP	REC FY 14	TOT FY 14	DIRECTOR OF PUBLIC SERVICES
1		1	Gen Fund/Gen Purpose
			Special Revenue
1		1	Total Positions

GF/GP	SR	REC	FY 14	ADMINISTRATION
1			1	Director of Public Services
1			1	Total Positions

Prepared by Human Resources Dept. 10/01/14.

VETERANS' SERVICES (a)			
CP	REC FY 14	TOT FY 14	MANAGER - VETERANS' SERVICES
16		16	Gen Fund/Gen Purpose
			Special Revenue
16		16	Total Positions

GF/GP	SR	FY 14	ADMINISTRATION
1		1	Manager - Veterans' Services
1		1	Secretary II
1		1	Technical Assistant
3		3	Total Positions

GF/GP	SR	REC	FY 14	PONTIAC COUNSELING
1			1	Veterans' Benefits Counselor Supv.
1			1	Veterans' Benefits Counselor III
4			4	Veterans' Benefits Counselor II
1			1	Office Assistant II
7			7	Total Positions

FY 14	SOLDIERS' RELIEF COMM. (b)
1	Chairperson
1	Vice-Chairperson
1	Secretary
3	Total Positions

GF/GP	SR	REC	FY 14	JOBS, OPER. & TRANSPORT.
1			1	Client Transporter
1			1	Total Positions

GF/GP	SR	REC	FY 14	TROY COUNSELING
1			1	Veterans' Benefits Counselor Supv.
1			1	Veterans' Benefits Counselor III
2			2	Veterans' Benefits Counselor II
1			1	Office Assistant II
5			5	Total Positions

- (a) All positions show in Administration Unit on salaries pages.
(b) Non-funded positions. Members appointed by Probate Court Judges & receive per diem plus mileage only.

Prepared by Human Resources Dept. 10/01/14.

COMMUNITY CORRECTIONS			
CP	REC FY 14	TOT FY 14	MANAGER - COMMUNITY CORRECTIONS
44		44	Gen Fund/Gen Purpose
15		15	Special Revenue
59		59	Total Positions

GF/GP	SR	REC	FY 14	ADMINISTRATION
1			1	Manager - Community Corrections
1			1	Chief - Community Corrections Field Operations
1			1	Supervisor Community Corrections Admin Services
	1		1	Community Corrections Support Specialist (a,g)
1			1	Office Assistant II (e)
1			1	College Intern (d,h)
5	1		6	Total Positions

GF/GP	SR	REC	FY 14	PRETRIAL SERVICES
2			2	Supervisor - Community Corrections
3			3	Community Corrections Specialist III
7	6		13	Community Corrections Specialist II (b)
1			1	Community Corrections Specialist I (d)
1			1	Office Assistant II
14	6		20	Total Positions

GF/GP	SR	REC	FY 14	COURT COMMUNITY SERVICE
1			1	Supervisor - Community Corrections
3			3	Community Corrections Specialist III
2			2	Community Corrections Specialist II
6			6	Community Corrections Specialist I (c)
12			12	Total Positions

GF/GP	SR	REC	FY 14	RESULTS
1			1	Supervisor - Community Corrections
5			5	Community Corrections Specialist II
1			1	College Intern (d,h)
7			7	Total Positions

GF/GP	SR	REC	FY 14	STEP FORWARD
	1		1	Supervisor - Community Corrections (a)
2			2	Community Corrections Specialist III
1	5		6	Community Corrections Specialist II (b,f)
1	1		2	Community Corrections Specialist I (b,d,i)
1	1		2	Office Assistant II (b)
1			1	Clerk (d)
6	8		14	Total Positions

- (a) Position 50% funded by State Office of Community Corrections and 50% GF/GP funded.
- (b) SR positions funded by State Office of Community Corrections.
- (c) Includes three (3) GF/GP FTNE 2,000 hrs/yr positions, one (1) GF/GP PTNE 500 hrs/yr position and two (2) PTNE 1,000 hrs/yr positions.
- (d) PTNE 1,000 hrs/yr position.
- (e) Position shows in Pretrial Services on salaries pages.
- (f) Includes one (1) SR PTNE 1,000 hrs/yr position.
- (g) Position shows in the Court Community Service unit on salaries pages.
- (h) Positions shown in Community Corrections Step Forward on salaries pages.
- (i) Includes one (1) SR PTNE 1,000 hrs/yr position.

Prepared by Human Resources Dept. 10/01/14.

MSU EXTENSION - OAKLAND COUNTY			
CP	REC FY 15	TOT FY 15	DIVISION MANAGER
13		13	Gen Fund/Gen Purpose
			Special Revenue
13		13	Total County Funded Positions
12.51		12.51	M.S.U. Positions (b)
25.51		25.51	Total Positions

GF/GP	SR	REC	MSU	FY 15	ADMINISTRATION
			0.33		Division Manager (e)
1				1	Supervisor - Administrative Services
1				1	Technical Assistant (a)
1				1	Office Assistant II (c)
0				0	Student (f)
1				1	College Intern (a)
4			0.33	4	Total Positions

GF/GP	SR	REC	MSU	FY 15	FAMILY & CONSUMER SCIENCE
			1.78		Extension Educator (e)
1				1	Extension Home Economist - F.P. & F.S.
			5.5		Nutrition Instructor (e)
1				1	Office Assistant II
2			7.28	2	Total Positions

GF/GP	SR	REC	MSU	FY 15	4-H YOUTH DEV. PROGRAMS
			1		Extension Educator - 4-H Youth Dev (e)
3				3	4-H Youth Dev Program Coord
			1.5		Extension Professional Aide (e)
1				1	Office Assistant II
1				1	Student
5			2.5	5	Total Positions

GF/GP	SR	REC	MSU	FY 15	GROUNDWATER / COMM. DEV.
			0.4		Extension Educator (e)
1				1	Office Assistant II (d)
1			0.4	1	Total Positions

GF/GP	SR	REC	MSU	FY 15	NATURAL SCIENCES
1				1	Natural Science Program Coordinator
			1		Extension Educator
			1		Outdoor Education Program Coordinator
1			2	1	Total Positions

- (a) PTNE 1,000 hrs/yr position.
 (b) M.S.U. positions do not show on salaries pages, and are not funded by the County.
 (c) FTNE 2,000 hrs/yr position.
 (d) Provides support to other programs.
 (e) Total percent of time MSU Employees are assigned to Oakland County.
 (f) Two (2) PTNE Student positions deleted per Misc. Res. # 13250, effective 10/05/13.

Prepared by Human Resources Dept. 10/01/14.

MEDICAL EXAMINER			
CP	REC FY 15	TOT FY 15	MEDICAL EXAMINER
26		26	Gen Fund/Gen Purpose
			Special Revenue
26		26	Total Positions

GF/GP	SR	REC	FY 15	MEDICAL EXAMINER
1			1	Chief Forensic Pathologist
1			1	Deputy Chief Forensic Pathologist
3			3	Deputy Forensic Pathologist (c)
1			1	Chief Forensic Toxicologist
1			1	Medical Examiner Administrator
2			2	Forensic Toxicologist
1			1	Medical Examiner Investigator Supervisor
1			1	Autopsy Attendant Supervisor
7			7	Medical Examiner Investigator
3			3	Autopsy Attendant (b)
1			1	MEO Supervisor
1			1	Histology Technician (b)
3			3	MEO Assistant (a)
26			26	Total Positions

- (a) Includes two (2) FTNE 2,000 hrs/yr position(s).
- (b) Includes one (1) FTNE 2,000 hrs/yr position.
- (c) Includes one (1) PTNE 1,000 hrs/yr position.

Prepared by Human Resources Dept. 10/01/14.

ANIMAL CONTROL			
CP	REC FY 15	TOT FY 15	MANAGER - ANIMAL CONTROL
37		37	Gen Fund/Gen Purpose
			Proprietary
37		37	Total Positions

GF/GP	SR	REC	FY 15	ADMINISTRATION
1			1	Manager - Animal Control
1			1	Chief Animal Control (g)
1			1	Animal Control Dispatch Clerk
1			1	Account Clerk I
3			3	Office Assistant I (e)
2			2	Animal Census Leader (c)
1			1	Animal Shelter Attendant (j)
1			1	College Intern (d)
11			11	Total Positions

GF/GP	SR	REC	FY 15	ROAD
1			1	Animal Control Supervisor
13			13	Animal Control Officer (f,h)
1			1	Animal Control Dispatch Clerk
15			15	Total Positions

GF/GP	SR	REC	FY 15	KENNEL
1			1	Veterinarian (a)
1			1	Animal Control Shelter Leader
1			1	Animal Control Officer (e)
2			2	Veterinarian Technician (i)
1			1	Veterinarian Technician Assistant (c)
2			2	Animal Shelter Attendant
1			1	Office Assistant II
2			2	Office Assistant I (b)
11			11	Total Positions

- (a) PTNE 1,500 hrs/yr.
- (b) Includes one (1) FTNE 2,000 hrs/yr position and one (1) PTNE 1,000 hrs/yr position.
- (c) PTNE 1,000 hrs/yr position.
- (d) PTNE 825 hrs/yr position.
- (e) FTNE 2,000 hrs/yr position.
- (f) Includes three (3) FTNE 2,000 hrs/yr position.
- (g) Position upwardly reclassified from Animal Control Supervisor per Misc. Res. #14120, effective 06/14/14.
- (h) One (1) GF/GP FTE position (#11055) deleted per Misc. Res. #14124, effective 06/14/14.
- (i) One (1) GF/GP FTE position created per Misc. Res. #14124, effective 06/14/14.
- (j) One (1) GF/GP PTNE 445 hrs/yr position created per Misc. Res. #14124, effective 06/14/14.

Prepared by Human Resources Dept. 10/01/14.

INFORMATION TECHNOLOGY DEPARTMENT			
CP	REC FY 15	TOT FY 15	DIRECTOR - INFORMATION TECHNOLOGY
0		0	Gen Fund/Gen Purpose
0		0	Special Revenue
160	3(3)	160	Proprietary
160	3(3)	160	Total Positions

INFORMATION TECHNOLOGY ADMINISTRATION			
CP	REC FY 15	TOT FY 15	DIRECTOR - INFORMATION TECHNOLOGY
			Gen Fund/Gen Purpose
			Special Revenue
21	1	21	Proprietary
21	1	21	Total Positions

APPLICATION SERVICES			
CP	REC FY 15	TOT FY 15	MANAGER - APPLICATION SERVICES
			Gen Fund/Gen Purpose
			Special Revenue
53	1(2)	51	Proprietary
53	1(2)	51	Total Positions

CLEMIS			
CP	REC FY 15	TOT FY 15	MANAGER - CLEMIS
			Gen Fund/Gen Purpose
			Special Revenue
36		36	Proprietary
36		36	Total Positions

TECHNICAL SYSTEMS & NETWORKING			
CP	REC FY 15	TOT FY 15	CHIEF MANAGER - TECHNICAL ARCHITECT
			Gen Fund/Gen Purpose
			Special Revenue
50	1(1)	52	Proprietary
50	1(1)	52	Total Positions

Note: Employees may be assigned to various functional teams as needed to meet project objectives.

Prepared by Human Resources Dept. 10/01/14.

INFORMATION TECHNOLOGY ADMINISTRATION (a)			
CP	REC FY 15	TOT FY 15	DIRECTOR - INFORMATION TECHNOLOGY
			Gen Fund/Gen Purpose
			Special Revenue
21	1	21	Proprietary
21	1	21	Total Positions

GF/GP	PR	REC	FY 15	ADMINISTRATION
		1	1	Director - Information Technology
		1	1	Chief Technology Officer (c)
		1	1	Chief Information Security Officer (d)
		1	1	Executive Secretary
		1	1	Employee Records Specialist
		5	5	Total Positions

GF/GP	PR	REC	FY 15	INTERNAL SERVICES
		1	1	Chief - Internal Services
		1	1	Supervisor II - Information Technology
		2	3	Project Manager (b)
		1	1	Applications Analyst / Programmer II
		1	1	Telephone Communications Technican
		0	1	IT User Support Specialist II
		1	1	IT User Support Specialist I
		7	9	Total Positions

GF/GP	PR	REC	FY 15	SERVICE CENTER & TRAINING
		1	1	Internal Services Supv.
		2	2	IT User Support Specialist II (f)
		1	0	Customer Service Technician II (b)
		1	0	IT User Support Specialist I (e)
		1	1	Receptionist / Clerk
		1	1	Procurement Technician
		1	1	Office Assistant II
		1	1	Student
		9	7	Total Positions

- (a) All positions show under Administration Unit on Salary Pages.
- (b) One (1) position transferred from Application Services, per FY15 Budget.
- (c) Position shown in Technical Systems & Networking on salary pages. Position transferred from Technical Systems & Networking, per FY15 Budget.
- (d) One (1) PR FTE position created per Misc. Res. #14190, effective 09/06/14.
- (e) One (1) position transferred to Application Services, per FY15 Budget.
- (f) One (1) position transferred to Technical Systems & Networking, per FY15 Budget.

Prepared by Human Resources Dept. 10/01/14.

APPLICATION SERVICES			
CP	REC FY 15	TOT FY 15	MANAGER - APPLICATION SERVICES
			Gen Fund/Gen Purpose
			Special Revenue
53	1(2)	51	Proprietary
53	1(2)	51	Total Positions

GF/GP	PR	REC	FY 15	ADMINISTRATION
		1		1 Manager - Application Services
		1		1 Application Architect
		2		2 Total Positions

GF/GP	PR	REC	FY 15	COURTS & ELECTIONS
		1		1 Supervisor II - Information Technology
		2		2 Senior - Systems Analyst
		2		2 Application Analyst / Programmer III
		2		2 Application Analyst / Programmer II
		1	(1)	0 Application Analyst / Programmer I
		0		1 IT User Support Specialist I (c)
		8	(1)	8 Total Positions

GF/GP	PR	REC	FY 15	LAND MGT. DATA SERVICES
		1		1 Supervisor I - Information Technology
		1		0 Network Administrator II (b)
		1		1 Application Analyst / Programmer III
		1		1 IT User Support Specialist II
		1		1 IT User Support Specialist I
		1		1 GIS Enterprise Data Technician II
		6		5 Total Positions

GF/GP	PR	REC	FY 15	FINANCE & HUMAN RESOURCES
		1		1 Supervisor II - Information Technology
		1		1 Senior - Systems Analyst
		2		2 Application Analyst / Programmer III
		1		1 Application Analyst / Programmer II
		5		5 Total Positions

GF/GP	PR	REC	FY 15	LAND MGT. APPLICATION SERVICES
		1		1 Supervisor I - Information Technology
		3		3 Application Analyst / Programmer III
		3		3 Application Analyst / Programmer II
		7		7 Total Positions

GF/GP	PR	REC	FY 15	GOVERNMENTAL SERVICES
		1		1 Chief - Land Management
		1		1 Application Analyst / Programmer II
		2		2 Total Positions

GF/GP	PR	REC	FY 15	LAND MGT. IMPLEMENTATION SERVICES
		1		1 Supervisor I - Information Technology
		1		1 Senior Systems Analyst
		4		2 Project Manager (b)
		5		5 IT Business Analyst
		1		1 IT User Support Specialist II
		12		10 Total Positions

GF/GP	PR	REC	FY 15	eGOVERNMENT
		1		1 Chief - eGovernment Services
		1		1 Supervisor II - Information Technology
		1		1 Project Manager
		1		2 Senior Systems Analyst (d)
		2		2 Application Analyst Programmer III
		2		2 Application Analyst Programmer II
		1	(1)	0 Application Analyst Programmer I
		1		1 Multi-Media Specialist (e)
		0	1	1 IT User Support Specialist II
		1		1 Student Engineer (a)
		11	1(1)	12 Total Positions

- (a) PTNE 1,000 hrs/yr position.
- (b) One (1) position transferred to Technical Systems & Networking & one (1) position transferred to Administration, per FY15 Budget.
- (c) One (1) position transferred from Administration, per FY15 Budget.
- (d) One (1) position transferred from Technical Systems Networking
- (e) Position previously shown in Technical Systems & Networking

TECHNICAL SYSTEMS & NETWORKING			
CP	REC FY 15	TOT FY 15	MANAGER - TECHNICAL SYSTEMS AND NETWORKING
			Gen Fund/Gen Purpose
			Special Revenue
50	1(1)	52	Proprietary
50	1(1)	52	Total Positions

SR	PR	REC	FY 15	ADMINISTRATION
		1	1	Manager - Technical Systems and Networking
		1	1	Total Positions

SR	PR	REC	FY 15	TECHNICAL OPERATIONS
		1	1	Enterprise Architect
		1	1	Technical Architect
		1	1	Network Engineer
		1	2	Project Manager (b)
		4	5	Total Positions

SR	PR	REC	FY 15	TECHNICAL SERVICES
		1	1	Chief - Technical Services
		7	7	Systems Engineer
		2	2	Systems Administrator II
		0	1	Network Administrator II (b)
		1	1	Student Engineer (a)
		1	1	Student
		12	13	Total Positions

SR	PR	REC	FY 15	DEPLOYMENT SERVICES
		1	1	Manager - Deployment Services
		1	1	Supervisor II - Information Technology
		4	4	Data Base Administrator
		1	1	Deployment Service Technician
		7	7	Total Positions

SR	PR	REC	FY 15	NETWORK SERVICES
		1	1	Chief - Technical Services
		2	2	Network Engineer
		3	3	Network Administrator II
		6	6	Total Positions

SR	PR	REC	FY 15	CUSTOMER SERVICES
		1	1	Supervisor I - Information Technology
		5	1	7 Customer Service Technician II (c)
		1	1	Customer Service Technician III
		7	1	9 Total Positions

SR	PR	REC	FY 15	COMPUTER OPERATIONS
		1	1	Computer Operations Supervisor
		1	(1)	0 Supervisor - Production Services
		6	6	Data Processing Equipment Operator II
		1	1	Production Control Analyst
		9	(1)	8 Total Positions

SR	PR	REC	FY 15	TELEPHONE COMMUNICATIONS
		1	1	Telecommunications Network Supervisor
		2	2	Network Administrator I
		3	3	Total Positions

SR	PR	REC	FY 15	WEBSPPHERE ENVIRONMENT
		1	0	Senior Systems Analyst (d)
		1	0	Total Positions

- (a) PTNE 1,000 hrs/yr position.
- (b) Two (2) positions transferred from Application Services, per FY15 Budget.
- (c) One (1) position transferred from Administration per FY15 Budget.
- (d) One (1) position transferred to Application Services, per FY15 Budget.

Prepared by Human Resources Dept. 10/01/14.

CLEMIS			
CP	REC FY 15	TOT FY 15	MANAGER - CLEMIS
			Gen Fund/Gen Purpose
			Special Revenue
36		36	Proprietary
36		36	Total Positions

SR	PR	REC	FY 15	ADMINISTRATION (a)
		1	1	Manager - CLEMIS
		1	1	Chief - CLEMIS
		1	1	IT Business Analyst
		1	1	Project Support Specialist
		1	1	Office Assistant II
		5	5	Total Positions

SR	PR	REC	FY 15	COMPUTER-AIDED DISPATCH / RECORDS MANAGEMENT SYSTEM (a)
		1	1	Supervisor I - Information Technology
		1	1	Senior Systems Analyst
		1	1	Application Analyst / Programmer III
		1	1	Application Analyst / Programmer II
		2	2	IT Business Analyst
		6	6	Total Positions

GF/GP	PR	REC	FY 15	RADIO COMMUNICATIONS (c)
		1	1	Administrator - CLEMIS
		1	1	Supervisor - Radio Communications
		2	2	Senior Radio Communications Technician
		3	3	Radio Communications Technician
		1	1	Telephone Communications Technician
		1	1	Office Assistant II
		9	9	Total Positions

SR	PR	REC	FY 15	MOBILE DATA / FIELD SUPPORT (a)
		1	1	Technical Operations Supervisor
		1	1	Application Analyst / Programmer I
		5	5	Customer Service Technician II
		7	7	Total Positions

SR	PR	REC	FY 15	CORRECTIONS / BIOMETRIC (a,b)
		1	1	Supervisor I - Information Technology
		2	2	Application Analyst / Programmer III
		1	1	Application Analyst / Programmer II
		2	2	IT Business Analyst
		3	3	IT User Support Specialist II
		9	9	Total Positions

- (a) Positions shown under IT/CLEMIS on salaries pages.
 (b) Corrections includes Jail Management Systems. Biometric includes Mugshot and Live Scan Systems.
 (c) Position(s) shown under IT/Public Safety & Radio Communications on salaries pages.

Prepared by Human Resources Dept. 10/01/14.

ECONOMIC DEVELOPMENT & COMMUNITY AFFAIRS			
CP	REC FY 15	TOT FY 15	DIRECTOR - ECONOMIC DEV. & COMMUNITY AFFAIRS
56	1(2)	54	Gen Fund/Gen Purpose
38		38	Special Revenue
0		0	Proprietary
94	1(2)	92	Total Positions

ADMINISTRATION			
CP	REC FY 15	TOT FY 15	DIRECTOR - ECONOMIC DEV. & COMMUNITY AFFAIRS
12	1	12	Gen Fund/Gen Purpose
			Special Revenue
12	1	12	Total Positions

PLANNING AND ECONOMIC DEVELOPMENT SERVICES (a)			
CP	REC FY 15	TOT FY 15	MANAGER - PLANNING & ECON. DEV. SVCS.
44	(2)	42	Gen Fund/Gen Purpose
7		7	Special Revenue
51	(2)	49	Total Positions

COMMUNITY & HOME IMPROVEMENT			
CP	REC FY 15	TOT FY 15	MANAGER - COMMUNITY & HOME IMPROVEMENT
			Gen Fund/Gen Purpose
22		22	Special Revenue
22		22	Total Positions

WORKFORCE DEVELOPMENT			
CP	REC FY 15	TOT FY 15	MANAGER - WORKFORCE DEVELOPMENT
			Gen Fund/Gen Purpose
9		9	Special Revenue
9		9	Total Positions

(a) Two (2) GF/GP positions deleted effective 01/01/15, per FY15 Budget.

ECONOMIC DEVELOPMENT & COMMUNITY AFFAIRS ADMINISTRATION			
CP	REC FY 15	TOT FY 15	DIRECTOR - ECONOMIC DEV. & COMMUNITY AFFAIRS
12	1	12	Gen Fund/Gen Purpose
			Special Revenue
12	1	12	Total Positions

GF/GP	SR	REC	FY 15	ADMINISTRATION (a)
1			1	Director - Economic Development & Community Affairs
1			1	Deputy Director - Economic Dev. & Community Affairs
2			2	Total Positions

GF/GP	SR	REC	FY 15	MARKETING & COMMUNICATIONS
1			1	Marketing & Communications Officer
1			1	Supervisor - Marketing & Communications (d)
4			4	Marketing Coordinator
1		1	1	Graphic Artist (e)
2			2	College Intern (b)
9		1	9	Total Positions

GF/GP	SR	REC	FY 15	AUTOMATION ALLEY
0			0	Chief - Automation Alley (c)
1			1	College Intern (b)
1			1	Total Positions

- (a) Positions appear under Economic Development & Community Affairs on salary pages.
- (b) PTNE 1,000 hrs/yr position.
- (c) One (1) GF/GP FTE position deleted per Misc. Res. #14159, effective 07/26/14.
- (d) One (1) GF/GP FTE position created per Misc. Res. #14159, effective 07/26/14.
- (e) One (1) position created effective 01/01/15, per FY15 Budget.

Prepared by Human Resources Dept. 10/01/14.

PLANNING & ECONOMIC DEVELOPMENT SERVICES			
CP	REC FY 15	TOT FY 15	MANAGER - PLANNING & ECONOMIC DEV. SVCS.
44	(2)	42	Gen Fund/Gen Purpose
7		7	Special Revenue
51	(2)	49	Total Positions

GF/GP	SR	REC	FY 15	ADMINISTRATION
1			1	Business Development Representative
1			1	Market Research Analyst
1			1	Secretary II
1			1	Technical Assistant (e)
1			1	Office Assistant II (e)
5			5	Total Positions

GF/GP	SR	REC	FY 15	BUSINESS DEVELOPMENT
1			1	Supervisor - Business Development
1		(1)	1	Chief - International Business Development (l)
6	1		7	Senior Business Development Rep. (c)
1			1	Business Development Rep
1			1	User Support Specialist I
3			3	Technical Assistant (b,j)
1			1	Small Business Analyst (g)
1		(1)	1	College Intern (e,i)
15	1	(2)	16	Total Positions

GF/GP	SR	REC	FY 15	FINANCIAL SERVICES (a)
1			1	Supervisor - Financial Services
	1		1	Senior Business Development Representative
	1		1	Business Development Representative
	1		1	Loan & Finance Officer
	2		2	Loan Coordinator
	1		1	Loan Closer
1			1	Technical Assistant (k)
1			1	College Intern (e)
3	6		9	Total Positions

GF/GP	SR	REC	FY 15	PLANNING
1			1	Supervisor - Planning
4			4	Principal Planner
3			3	Senior Planner
1			1	Marketing Coordinator
2			2	Associate Planner
1			1	GIS/CAD Technician II (b)
12			12	Total Positions

GF/GP	SR	REC	FY 15	INFORMATION SERVICES
1			1	Supervisor - Information Services
1			1	User Support Specialist II
1			1	GIS/CAD Technician II
1			1	Small Business Counselor
1			1	Technical Assistant
5			5	Total Positions

GF/GP	SR	REC	FY 15	SOLID WASTE RESOURCE MANAGEMENT
1			1	Business Development Representative
1			1	Associate Planner (d,h)
1			1	User Support Specialist I
1			1	College Intern (f)
4			4	Total Positions

- (a) SR positions funded 100% through reimbursement by the BFC.
- (b) Includes one (1) PTNE 1,000 hrs/yr position.
- (c) SR position funded by the Workforce Development Grant.
- (d) Position partially funded by the Homeless Prevention and Repaid Rehousing Grant.
- (e) PTNE 1,000 hrs/yr position.
- (f) PTNE 520 hrs/yr position.
- (g) Position reimbursed by the Small Business Tech Council.
- (h) Position laterally reclassified from Environmental Program Coordinator, per Human Resources Dept. audit, effective 04/05/14.
- (i) One (1) position deleted effective 01/01/15, per FY15 Budget.
- (j) Two (2) GF/GP PTNE positions created per Misc. Res. #14159, effective 07/26/14.
- (k) One (1) GF/GP PTNE position created per Misc. Res. #14159, effective 07/26/14.

Prepared by Human Resources Dept. 10/01/14.

COMMUNITY & HOME IMPROVEMENT (a)			
CP	REC FY 15	TOT FY 15	MANAGER - COMMUNITY & HOME IMPROVEMENT
0		0	Gen Fund/Gen Purpose
22		22	Special Revenue
22		22	Total Positions

GF/GP	SR	REC	FY 15	ADMINISTRATION (b)
	1		1	Manager - Community & Home Improvement
	1		1	Community & Home Improvement Coordinator
	2		2	Total Positions

GF/GP	SR	REC	FY 15	FINANCIAL OPERATIONS & HOME IMPROVEMENT ADMINISTRATION (b)
	1		1	Chief - Community & Home Improvement
	1		1	Community & Home Improvement Assistant (c)
	1		1	Student
	3		3	Total Positions

GF/GP	SR	REC	FY 15	HOME IMPROVEMENT-FIELD SERV. (b)
	1		1	Supervisor - Community & Home Improvement
	2		2	Sr Community & Home Improvement Field Tech
	2		2	Community & Home Improvement Field Technician
	1		1	Community & Home Improvement Specialist
	6		6	Total Positions

GF/GP	SR	REC	FY 15	CONTRACT COMPLIANCE (b)
	1		1	Supervisor - Community & Home Improvement
	1		1	Total Positions

GF/GP	SR	REC	FY 15	PLANNING & EVALUATION (b)
	1		1	Grant Compliance & Program Coordinator
	1		1	Total Positions

GF/GP	SR	REC	FY 15	HOUSING COUNSEL & HOMELESS SVCS
	1		1	Housing Counseling & Homeless Svcs Supv (c)
	1		1	Sr. Community & Home Improvement Specialist
	1		1	Community & Home Improvement Specialist
	1		1	Community & Home Improvement Coordinator
	4		4	Total Positions

GF/GP	SR	REC	FY 15	HOME IMPROVEMENT- ADMIN. SERV. (b)
	1		1	Supervisor - C & Home Improvement Admin Svcs
	2		2	Community & Home Improvement Technician
	2		2	Community & Home Improvement Coordinator
	5		5	Total Positions

- (a) Positions funded by Federal Grant-Community Development Block Grant.
 (b) Positions appear under Community & Home Improvement/Housing in salaries pages.
 (c) One (1) position partially funded by Comprehensive Counseling (CHC) Grant.

Prepared by Human Resources Dept. 10/01/14.

PRIVATE INDUSTRY COUNCIL
(Mandated by Job Training
Partnership Act 38 Members)

CHIEF ELECTED OFFICIAL
(County Executive)

WORKFORCE DEVELOPMENT (a)			
CP	REC FY 15	TOT FY 15	MANAGER - WORKFORCE DEVELOPMENT
			Gen Fund/Gen Purpose
9		9	Special Revenue
9		9	Total Positions

GF/GP	SR	REC	FY 15	ADMINISTRATION
	1		1	Manager - Workforce Development
	1		1	Staff Assistant - Workforce Development
	1		1	Secretary II
	3		3	Total Positions

GF/GP	SR	REC	FY 15	OPERATIONS
	2		2	Workforce Development Technician III
	1		1	Workforce Development Technician II
	1		1	Office Leader
	1		1	Account Clerk II
	1		1	Office Assistant I
	6		6	Total Positions

(a) All positions show in Administration Unit on salaries pages and funded by State and Federal Workforce Development grants.

Prepared by Human Resources Dept. 10/01/14.

SPECIAL REVENUE FUNDS

Fund:	21120 - County Veterans Trust	OAKLAND COUNTY, MICHIGAN					
		FY2015 AND FY2016 AND FY2017 Adopted Budget					

Account Number/Description	FY 2013 Actual	FY 2014			FY 2015 Adopted	FY 2016 Adopted	FY 2017 Adopted
		Adopted Budget	Amended Budget As Of 6/30	Estimated Actual			
Revenues							
Revenue							
State Grants							
615571 State Operating Grants	313,756	63,460	63,460	63,460	63,460	63,460	63,460
	313,756	63,460	63,460	63,460	63,460	63,460	63,460
Revenue	313,756	63,460	63,460	63,460	63,460	63,460	63,460
Grand Total Revenues	313,756	63,460	63,460	63,460	63,460	63,460	63,460

Expenditures							
Operating Expenses							
Contractual Services							
732011 Transportation Service	592	500	500	500	500	500	500
732074 Veterans Emergency Services	261,916	62,735	62,735	62,735	62,735	62,735	62,735
	262,508	63,235	63,235	63,235	63,235	63,235	63,235
Commodities							
750399 Office Supplies	132	75	75	75	75	75	75
750448 Postage-Standard Mailing	29	150	150	150	150	150	150
	162	225	225	225	225	225	225
Operating Expenses	262,669	63,460	63,460	63,460	63,460	63,460	63,460
Grand Total Expenditures	262,669	63,460	63,460	63,460	63,460	63,460	63,460

Fund:	21115 - MI Child	OAKLAND COUNTY, MICHIGAN					
		FY2015 AND FY2016 AND FY2017 Adopted Budget					

Account Number/Description	FY 2013 Actual	FY 2014			FY 2015 Adopted	FY 2016 Adopted	FY 2017 Adopted
		Adopted Budget	Amended Budget As Of 6/30	Estimated Actual			

Revenues

<u>Revenue</u>								
<u>Federal Grants</u>								
610313	Federal Operating Grants	0	15,000	15,000	15,000	0	0	0
		0	15,000	15,000	15,000	0	0	0
<u>Charges for Services</u>								
630224	Child Care State Aid	19,304	0	0	0	0	0	0
		19,304	0	0	0	0	0	0
Revenue		19,304	15,000	15,000	15,000	0	0	0
Grand Total Revenues		19,304	15,000	15,000	15,000	0	0	0

Expenditures

<u>Operating Expenses</u>								
<u>Contractual Services</u>								
730373	Contracted Services	33,620	15,000	15,000	15,000	0	0	0
		33,620	15,000	15,000	15,000	0	0	0
Operating Expenses		33,620	15,000	15,000	15,000	0	0	0
Grand Total Expenditures		33,620	15,000	15,000	15,000	0	0	0

Fund:	21160 - Register of Deeds Automation	OAKLAND COUNTY, MICHIGAN					
		FY2015 AND FY2016 AND FY2017 Adopted Budget					

Account Number/Description	FY 2013 Actual	FY 2014			FY 2015 Adopted	FY 2016 Adopted	FY 2017 Adopted
		Adopted Budget	Amended Budget As Of 6/30	Estimated Actual			
Revenues							
Revenue							
Charges for Services							
631708 Recording Fees	1,519,601	2,101,338	2,101,338	2,101,338	2,101,338	2,101,338	2,101,338
	1,519,601	2,101,338	2,101,338	2,101,338	2,101,338	2,101,338	2,101,338
Investment Income							
655077 Accrued Interest Adjustments	(3,371)	0	0	0	0	0	0
655385 Income from Investments	68,305	0	0	0	0	0	0
	64,933	0	0	0	0	0	0
Planned Use of Fund Balance							
665882 Planned Use of Balance	0	669,995	669,995	669,995	646,391	646,391	646,391
	0	669,995	669,995	669,995	646,391	646,391	646,391
Revenue	1,584,534	2,771,333	2,771,333	2,771,333	2,747,729	2,747,729	2,747,729
Grand Total Revenues	1,584,534	2,771,333	2,771,333	2,771,333	2,747,729	2,747,729	2,747,729

Expenditures

Personnel							
Salaries							
702010 Salaries Regular	191,896	286,131	286,131	286,131	272,102	272,102	272,102
702030 Holiday	12,107	0	0	0	0	0	0
702050 Annual Leave	20,044	0	0	0	0	0	0
702080 Sick Leave	6,036	0	0	0	0	0	0
702100 Retroactive	156	0	0	0	0	0	0
702200 Death Leave	594	0	0	0	0	0	0
712020 Overtime	5,926	0	0	0	0	0	0
	236,759	286,131	286,131	286,131	272,102	272,102	272,102
Fringe Benefits							
722750 Workers Compensation	560	641	641	641	824	824	824
722760 Group Life	703	883	883	883	838	838	838
722770 Retirement	86,563	99,280	99,280	99,280	78,802	78,802	78,802
722780 Hospitalization	74,563	93,383	93,383	93,383	98,280	98,280	98,280
722790 Social Security	17,434	21,888	21,888	21,888	20,816	20,816	20,816
722800 Dental	5,309	6,674	6,674	6,674	6,824	6,824	6,824
722810 Disability	3,337	4,143	4,143	4,143	3,939	3,939	3,939
722820 Unemployment Insurance	873	913	913	913	870	870	870
722850 Optical	415	519	519	519	693	693	693

Fund:	21160 - Register of Deeds Automation	OAKLAND COUNTY, MICHIGAN					
		FY2015 AND FY2016 AND FY2017 Adopted Budget					

Account Number/Description	FY 2013 Actual	FY 2014			FY 2015 Adopted	FY 2016 Adopted	FY 2017 Adopted
		Adopted Budget	Amended Budget As Of 6/30	Estimated Actual			
	189,757	228,324	228,324	228,324	211,886	211,886	211,886
Personnel	426,516	514,455	514,455	514,455	483,988	483,988	483,988
Operating Expenses							
Contractual Services							
730247 Charge Card Fee	227	0	0	0	0	0	0
731458 Professional Services	720,853	1,679,000	1,679,000	1,679,000	1,679,000	1,679,000	1,679,000
731773 Software Rental Lease Purchase	0	25,000	25,000	25,000	25,000	25,000	25,000
731780 Software Support Maintenance	0	321,000	321,000	321,000	321,000	321,000	321,000
732018 Travel and Conference	0	1,000	1,000	1,000	1,000	1,000	1,000
	721,080	2,026,000	2,026,000	2,026,000	2,026,000	2,026,000	2,026,000
Commodities							
750154 Expendable Equipment	0	0	0	0	50,000	50,000	50,000
750168 FA Proprietary Equipment Exp	0	50,000	50,000	50,000	0	0	0
750392 Metered Postage	184,394	0	0	0	0	0	0
750399 Office Supplies	90	0	0	0	0	0	0
	184,484	50,000	50,000	50,000	50,000	50,000	50,000
Operating Expenses	905,564	2,076,000	2,076,000	2,076,000	2,076,000	2,076,000	2,076,000
Internal Support							
Internal Services							
773630 Info Tech Development	8,875	0	0	0	0	0	0
774636 Info Tech Operations	190,519	180,878	180,878	180,878	187,741	187,741	187,741
	199,395	180,878	180,878	180,878	187,741	187,741	187,741
Internal Support	199,395	180,878	180,878	180,878	187,741	187,741	187,741
Grand Total Expenditures	1,531,475	2,771,333	2,771,333	2,771,333	2,747,729	2,747,729	2,747,729

Fund:	21140 - Revenue Sharing Reserve	OAKLAND COUNTY, MICHIGAN					
		FY2015 AND FY2016 AND FY2017 Adopted Budget					

Account Number/Description	FY 2013 Actual	FY 2014			FY 2015 Adopted	FY 2016 Adopted	FY 2017 Adopted
		Adopted Budget	Amended Budget As Of 6/30	Estimated Actual			

Revenues

Revenue							
Investment Income							
655077	Accrued Interest Adjustments	(6,091)	0	0	0	0	0
655385	Income from Investments	84,629	0	0	0	0	0
655462	Increase Market Value Invest	(78,539)	0	0	0	0	0
		0	0	0	0	0	0
Planned Use of Fund Balance							
665882	Planned Use of Balance	0	24,951,111	26,137,353	26,137,353	8,379,378	0
		0	24,951,111	26,137,353	26,137,353	8,379,378	0
Revenue		0	24,951,111	26,137,353	26,137,353	8,379,378	0
Grand Total Revenues		0	24,951,111	26,137,353	26,137,353	8,379,378	0

Expenditures

Transfers/Other Sources (Uses)							
Transfers Out							
788001	Transfers Out	24,704,070	24,951,111	26,137,353	26,137,353	8,379,378	0
		24,704,070	24,951,111	26,137,353	26,137,353	8,379,378	0
Transfers/Other Sources (Uses)		24,704,070	24,951,111	26,137,353	26,137,353	8,379,378	0
Grand Total Expenditures		24,704,070	24,951,111	26,137,353	26,137,353	8,379,378	0

Fund:	21175 - Waste Resource Mgmt Admin	OAKLAND COUNTY, MICHIGAN					
		FY2015 AND FY2016 AND FY2017 Adopted Budget					

Account Number/Description	FY 2013 Actual	FY 2014			FY 2015 Adopted	FY 2016 Adopted	FY 2017 Adopted
		Adopted Budget	Amended Budget As Of 6/30	Estimated Actual			
Revenues							
Revenue							
Charges for Services							
631617 Program Income	53,544	0	0	50,930	0	0	0
	53,544	0	0	50,930	0	0	0
Investment Income							
655077 Accrued Interest Adjustments	(230)	0	0	(138)	0	0	0
655385 Income from Investments	5,170	0	0	8,227	0	0	0
	4,940	0	0	8,089	0	0	0
Revenue	58,484	0	0	59,019	0	0	0
Grand Total Revenues	58,484	0	0	59,019	0	0	0

Expenditures							
Personnel							
Salaries							
702010 Salaries Regular	39,963	0	0	666	0	0	0
	39,963	0	0	666	0	0	0
Fringe Benefits							
722750 Workers Compensation	137	0	0	3	0	0	0
722760 Group Life	118	0	0	2	0	0	0
722770 Retirement	14,508	0	0	231	0	0	0
722780 Hospitalization	10,773	0	0	180	0	0	0
722790 Social Security	2,709	0	0	44	0	0	0
722800 Dental	809	0	0	13	0	0	0
722810 Disability	557	0	0	9	0	0	0
722820 Unemployment Insurance	143	0	0	2	0	0	0
722850 Optical	45	0	0	1	0	0	0
	29,799	0	0	485	0	0	0
Personnel	69,762	0	0	1,151	0	0	0
Operating Expenses							
Contractual Services							
730044 Adj Prior Years Revenue	35,000	0	0	0	0	0	0
	35,000	0	0	0	0	0	0
Operating Expenses	35,000	0	0	0	0	0	0
Grand Total Expenditures	104,762	0	0	1,151	0	0	0

Fund:	21184 - BFC Personnel	OAKLAND COUNTY, MICHIGAN				
		FY2015 AND FY2016 AND FY2017 Adopted Budget				

Account Number/Description	FY 2013 Actual	FY 2014			FY 2015 Adopted	FY 2016 Adopted	FY 2017 Adopted
		Adopted Budget	Amended Budget As Of 6/30	Estimated Actual			

Revenues

<u>Revenue</u>								
<u>Charges for Services</u>								
631869	Reimb Salaries	435,282	564,551	564,551	315,488	561,304	561,304	561,304
		435,282	564,551	564,551	315,488	561,304	561,304	561,304
Revenue		435,282	564,551	564,551	315,488	561,304	561,304	561,304
Grand Total Revenues		435,282	564,551	564,551	315,488	561,304	561,304	561,304

Expenditures

<u>Personnel</u>								
<u>Salaries</u>								
702010	Salaries Regular	230,378	324,472	324,472	174,491	339,174	339,174	339,174
702030	Holiday	12,966	0	0	11,118	0	0	0
702050	Annual Leave	13,236	0	0	13,492	0	0	0
702080	Sick Leave	5,734	0	0	3,713	0	0	0
702100	Retroactive	318	0	0	265	0	0	0
702140	Other Miscellaneous Salaries	2,500	0	0	0	0	0	0
702200	Death Leave	553	0	0	0	0	0	0
		265,684	324,472	324,472	203,079	339,174	339,174	339,174
Fringe Benefits								
722750	Workers Compensation	589	726	726	456	759	759	759
722760	Group Life	746	998	998	585	1,046	1,046	1,046
722770	Retirement	101,820	121,911	121,911	75,446	102,125	102,125	102,125
722780	Hospitalization	32,816	58,639	58,639	30,839	58,652	58,652	58,652
722790	Social Security	20,039	24,822	24,822	15,322	25,947	25,947	25,947
722800	Dental	3,596	5,077	5,077	3,368	5,394	5,394	5,394
722810	Disability	3,591	4,699	4,699	2,997	4,912	4,912	4,912
722820	Unemployment Insurance	970	1,039	1,039	651	1,085	1,085	1,085
722850	Optical	315	524	524	306	566	566	566
		164,482	218,435	218,435	129,970	200,486	200,486	200,486
Personnel		430,166	542,907	542,907	333,049	539,660	539,660	539,660
<u>Operating Expenses</u>								
<u>Contractual Services</u>								
731346	Personal Mileage	5,116	3,500	3,500	2,417	3,500	3,500	3,500
796500	Budgeted Equity Adjustments	0	18,144	18,144	0	18,144	18,144	18,144
		5,116	21,644	21,644	2,417	21,644	21,644	21,644

Fund:	21184 - BFC Personnel	OAKLAND COUNTY, MICHIGAN				
		FY2015 AND FY2016 AND FY2017 Adopted Budget				

Account Number/Description	FY 2013 Actual	FY 2014			FY 2015 Adopted	FY 2016 Adopted	FY 2017 Adopted
		Adopted Budget	Amended Budget As Of 6/30	Estimated Actual			
Operating Expenses	5,116	21,644	21,644	2,417	21,644	21,644	21,644
Grand Total Expenditures	435,282	564,551	564,551	335,466	561,304	561,304	561,304

Fund:	21180 - Economic Development Corp	OAKLAND COUNTY, MICHIGAN					
		FY2015 AND FY2016 AND FY2017 Adopted Budget					

Account Number/Description	FY 2013 Actual	FY 2014			FY 2015 Adopted	FY 2016 Adopted	FY 2017 Adopted
		Adopted Budget	Amended Budget As Of 6/30	Estimated Actual			

Revenues

<u>Revenue</u>								
<u>Charges for Services</u>								
630098	Application and Admin Fee	0	2,000	1,000	500	1,000	1,000	1,000
630280	Closing Fee	14,600	40,000	25,000	19,975	25,000	25,000	25,000
632058	Second Administrative Fee	0	2,000	1,000	500	1,000	1,000	1,000
632275	Third Administrative Fee	0	2,000	1,000	500	1,000	1,000	1,000
		14,600	46,000	28,000	21,475	28,000	28,000	28,000
<u>Investment Income</u>								
655077	Accrued Interest Adjustments	(52)	0	0	0	0	0	0
655385	Income from Investments	664	2,500	700	928	700	700	700
		612	2,500	700	928	700	700	700
Revenue		15,212	48,500	28,700	22,403	28,700	28,700	28,700
Grand Total Revenues		15,212	48,500	28,700	22,403	28,700	28,700	28,700

Expenditures

<u>Operating Expenses</u>								
<u>Contractual Services</u>								
730065	Administrative Overhead	20,000	20,000	20,000	15,000	20,000	20,000	20,000
730072	Advertising	160	3,000	200	0	200	200	200
730709	Fees - Per Diems	525	2,000	1,000	1,085	1,000	1,000	1,000
731213	Membership Dues	5,904	6,000	2,000	0	2,000	2,000	2,000
731241	Miscellaneous	0	1,000	0	0	0	0	0
731388	Printing	0	1,000	0	0	0	0	0
731507	Public Notices	811	3,000	2,000	950	2,000	2,000	2,000
731818	Special Event Program	101	6,000	2,000	0	2,000	2,000	2,000
732018	Travel and Conference	0	3,000	0	0	0	0	0
732165	Workshops and Meeting	1,000	3,000	1,500	714	1,500	1,500	1,500
		28,501	48,000	28,700	17,749	28,700	28,700	28,700
<u>Commodities</u>								
750399	Office Supplies	0	500	0	0	0	0	0
		0	500	0	0	0	0	0
Operating Expenses		28,501	48,500	28,700	17,749	28,700	28,700	28,700
Grand Total Expenditures		28,501	48,500	28,700	17,749	28,700	28,700	28,700

Fund:	27100 - Friend of the Court	OAKLAND COUNTY, MICHIGAN					
		FY2015 AND FY2016 AND FY2017 Adopted Budget					

Account Number/Description	FY 2013 Actual	FY 2014			FY 2015 Adopted	FY 2016 Adopted	FY 2017 Adopted
		Adopted Budget	Amended Budget As Of 6/30	Estimated Actual			

Revenues

<u>Revenue</u>								
Other Intergovern. Revenues								
625210	CRP	8,217,207	9,902,369	9,925,714	9,925,714	9,979,909	9,979,909	9,979,909
625517	FOC Federal Incentive Payment	1,727,968	1,474,395	1,474,395	1,474,395	1,474,395	1,474,395	1,474,395
		9,945,175	11,376,764	11,400,109	11,400,109	11,454,304	11,454,304	11,454,304
Charges for Services								
630049	Alimony Service Fee	559,910	525,000	525,000	525,000	525,000	525,000	525,000
630392	Costs Bench Warrants	23,847	60,000	60,000	60,000	60,000	60,000	60,000
630665	Family Counseling Services	102,015	100,000	100,000	100,000	100,000	100,000	100,000
630756	FOC Filing Fees	450	2,500	2,500	2,500	2,500	2,500	2,500
630763	FOC Judgement Fees	325,800	310,000	310,000	310,000	310,000	310,000	310,000
631010	Judge On Line Services	4,380	3,000	3,000	3,000	3,000	3,000	3,000
631253	Miscellaneous	4,450	3,516	3,516	3,516	3,516	3,516	3,516
631281	Motion Fees	63,560	70,000	70,000	70,000	70,000	70,000	70,000
631603	Processing Fees	72,815	65,000	65,000	65,000	65,000	65,000	65,000
631869	Reimb Salaries	1,890	0	0	0	0	0	0
632408	Video Copying	0	500	500	500	500	500	500
632499	Witness Fees	42	0	0	0	0	0	0
		1,159,158	1,139,516	1,139,516	1,139,516	1,139,516	1,139,516	1,139,516
Revenue		11,104,333	12,516,280	12,539,625	12,539,625	12,593,820	12,593,820	12,593,820
Other Financing Sources								
<u>Transfers In</u>								
695500	Transfers In	4,738,849	3,718,637	3,731,138	3,731,138	3,424,292	3,486,756	3,488,337
		4,738,849	3,718,637	3,731,138	3,731,138	3,424,292	3,486,756	3,488,337
Other Financing Sources		4,738,849	3,718,637	3,731,138	3,731,138	3,424,292	3,486,756	3,488,337
Grand Total Revenues		15,843,182	16,234,917	16,270,763	16,270,763	16,018,112	16,080,576	16,082,157

Expenditures

<u>Personnel</u>								
Salaries								
702010	Salaries Regular	6,712,061	8,009,710	8,021,044	8,021,044	8,259,171	8,259,171	8,259,171
702030	Holiday	347,140	0	0	0	0	0	0
702050	Annual Leave	531,172	0	0	0	0	0	0
702080	Sick Leave	172,130	0	0	0	0	0	0
702085	Fitness Leave	568	0	0	0	0	0	0

Fund:	27100 - Friend of the Court	OAKLAND COUNTY, MICHIGAN					
		FY2015 AND FY2016 AND FY2017 Adopted Budget					

Account Number/Description		FY 2013 Actual	FY 2014			FY 2015 Adopted	FY 2016 Adopted	FY 2017 Adopted
			Adopted Budget	Amended Budget As Of 6/30	Estimated Actual			
702100	Retroactive	407	0	0	0	0	0	0
702120	Jury Duty	179	0	0	0	0	0	0
702140	Other Miscellaneous Salaries	75,000	0	0	0	0	0	0
702200	Death Leave	11,037	0	0	0	0	0	0
702210	Holiday Leave	1,823	0	0	0	0	0	0
702360	Short Term Disability	85	0	0	0	0	0	0
712020	Overtime	83,666	105,000	105,000	105,000	105,000	105,000	105,000
712040	Holiday Overtime	1,595	0	0	0	0	0	0
		7,936,862	8,114,710	8,126,044	8,126,044	8,364,171	8,364,171	8,364,171
Fringe Benefits								
722750	Workers Compensation	29,946	29,295	29,295	29,295	29,835	29,835	29,835
722760	Group Life	23,078	24,253	24,253	24,253	24,972	24,972	24,972
722770	Retirement	2,799,177	2,766,759	2,766,759	2,766,759	2,268,544	2,268,544	2,268,544
722780	Hospitalization	1,632,572	1,809,352	1,809,352	1,809,352	1,834,473	1,834,473	1,834,473
722790	Social Security	583,473	604,466	604,466	604,466	622,494	622,494	622,494
722800	Dental	122,061	133,039	133,039	133,039	139,397	139,397	139,397
722810	Disability	108,313	114,062	114,062	114,062	117,417	117,417	117,417
722820	Unemployment Insurance	29,002	25,608	25,608	25,608	26,429	26,429	26,429
722850	Optical	11,168	12,364	12,364	12,364	13,264	13,264	13,264
722900	Fringe Benefit Adjustments	0	45,150	46,317	46,317	37,170	37,170	37,170
		5,338,790	5,564,348	5,565,515	5,565,515	5,113,995	5,113,995	5,113,995
		13,275,651	13,679,058	13,691,559	13,691,559	13,478,166	13,478,166	13,478,166
Personnel								
Operating Expenses								
Contractual Services								
730121	Bank Charges	6,843	7,000	7,000	7,000	7,000	7,000	7,000
730324	Communications	0	100	100	100	100	100	100
730422	Court Transcripts	0	400	400	400	400	400	400
730646	Equipment Maintenance	1,319	3,550	3,550	3,550	3,550	3,550	3,550
730660	Equipment Repair	326	0	0	0	0	0	0
730695	Extradition Expense	0	2,000	2,000	2,000	2,000	2,000	2,000
730926	Indirect Costs	799,365	799,365	799,365	799,365	845,271	845,271	845,271
730982	Interpreter Fees	4,776	2,350	2,350	2,350	2,350	2,350	2,350
731101	Library Continuations	9,301	5,400	5,400	5,400	5,400	5,400	5,400
731213	Membership Dues	1,565	2,500	2,500	2,500	2,500	2,500	2,500
731339	Periodicals Books Publ Sub	53	500	500	500	500	500	500
731346	Personal Mileage	7,457	11,800	11,800	11,800	11,800	11,800	11,800
731388	Printing	27,783	44,478	37,823	37,823	44,478	44,478	44,478
731458	Professional Services	10,813	23,000	18,000	18,000	23,000	23,000	23,000
731759	SMILE Program	0	500	500	500	500	500	500

Fund:	27100 - Friend of the Court	OAKLAND COUNTY, MICHIGAN					
		FY2015 AND FY2016 AND FY2017 Adopted Budget					

Account Number/Description	FY 2013 Actual	FY 2014			FY 2015 Adopted	FY 2016 Adopted	FY 2017 Adopted
		Adopted Budget	Amended Budget As Of 6/30	Estimated Actual			
732004	Transportation of Prisoners	0	1,334	1,334	1,334	1,334	1,334
732018	Travel and Conference	14,412	20,500	20,500	20,500	20,500	20,500
732020	Travel Employee Taxable Meals	1,235	2,000	2,000	2,000	2,000	2,000
		885,249	926,777	915,122	915,122	972,683	972,683
Commodities							
750070	Deputy Supplies	2,705	0	0	0	0	0
750119	Dry Goods and Clothing	118	450	450	450	450	450
750154	Expendable Equipment	1,257	12,840	12,840	12,840	12,840	12,840
750392	Metered Postage	51,294	60,667	60,667	60,667	60,667	60,667
750399	Office Supplies	33,524	46,580	46,580	46,580	46,580	46,580
750448	Postage-Standard Mailing	1,120	1,100	1,100	1,100	1,100	1,100
		90,018	121,637	121,637	121,637	121,637	121,637
Operating Expenses		975,267	1,048,414	1,036,759	1,036,759	1,094,320	1,094,320
Internal Support							
Internal Services							
770631	Bldg Space Cost Allocation	357,609	395,460	395,460	395,460	314,245	373,593
770667	Convenience Copier	6,388	5,429	5,429	5,429	0	0
772618	Equipment Rental	31,857	31,857	31,857	31,857	28,080	28,080
773535	Info Tech CLEMIS	15,236	14,624	14,624	14,624	16,218	16,819
773630	Info Tech Development	134,982	55,000	55,000	55,000	55,000	55,000
774636	Info Tech Operations	836,779	818,185	818,185	818,185	817,954	817,954
774637	Info Tech Managed Print Svcs	0	0	0	0	4,518	4,518
774677	Insurance Fund	30,727	30,742	30,742	30,742	30,742	30,742
775754	Maintenance Department Charges	4,680	10,000	10,000	10,000	10,000	10,000
776659	Motor Pool Fuel Charges	20,677	12,700	12,700	12,700	19,973	22,488
776661	Motor Pool	69,687	44,800	44,800	44,800	62,159	62,159
777560	Radio Communications	8,531	8,531	8,531	8,531	8,531	8,531
778675	Telephone Communications	75,111	80,117	80,117	80,117	78,206	78,206
		1,592,264	1,507,445	1,507,445	1,507,445	1,445,626	1,508,090
Internal Support		1,592,264	1,507,445	1,507,445	1,507,445	1,445,626	1,509,671
Transfers/Other Sources (Uses)							
Transfers Out							
788001	Transfers Out	0	0	35,000	35,000	0	0
		0	0	35,000	35,000	0	0
Transfers/Other Sources (Uses)		0	0	35,000	35,000	0	0
Grand Total Expenditures		15,843,182	16,234,917	16,270,763	16,270,763	16,018,112	16,082,157

Fund:	29412 - Brownfield Consortium Assessmt	OAKLAND COUNTY, MICHIGAN					
		FY2015 AND FY2016 AND FY2017 Adopted Budget					

Account Number/Description	FY 2013 Actual	FY 2014			FY 2015 Adopted	FY 2016 Adopted	FY 2017 Adopted
		Adopted Budget	Amended Budget As Of 6/30	Estimated Actual			

Revenues

<u>Revenue</u>								
<u>Federal Grants</u>								
610313	Federal Operating Grants	0	0	600,000	171,036	0	0	0
		0	0	600,000	171,036	0	0	0
	Revenue	0	0	600,000	171,036	0	0	0
	Grand Total Revenues	0	0	600,000	171,036	0	0	0

Expenditures

<u>Operating Expenses</u>								
<u>Contractual Services</u>								
731458	Professional Services	0	0	597,000	175,836	0	0	0
732018	Travel and Conference	0	0	3,000	0	0	0	0
		0	0	600,000	175,836	0	0	0
	Operating Expenses	0	0	600,000	175,836	0	0	0
	Grand Total Expenditures	0	0	600,000	175,836	0	0	0

Fund:	27370 - Community Corrections	OAKLAND COUNTY, MICHIGAN				
		FY2015 AND FY2016 AND FY2017 Adopted Budget				

Account Number/Description	FY 2013 Actual	FY 2014			FY 2015 Adopted	FY 2016 Adopted	FY 2017 Adopted
		Adopted Budget	Amended Budget As Of 6/30	Estimated Actual			
Revenues							
Revenue							
State Grants							
615571 State Operating Grants	1,620,632	1,702,257	1,700,788	1,700,788	1,700,788	1,700,788	1,700,788
	1,620,632	1,702,257	1,700,788	1,700,788	1,700,788	1,700,788	1,700,788
Revenue	1,620,632	1,702,257	1,700,788	1,700,788	1,700,788	1,700,788	1,700,788
Grand Total Revenues	1,620,632	1,702,257	1,700,788	1,700,788	1,700,788	1,700,788	1,700,788

Expenditures

Personnel							
Salaries							
702010 Salaries Regular	752,442	888,250	892,042	892,042	892,042	892,042	892,042
702030 Holiday	36,008	0	0	0	0	0	0
702050 Annual Leave	54,667	0	0	0	0	0	0
702080 Sick Leave	16,565	0	0	0	0	0	0
702100 Retroactive	372	0	0	0	0	0	0
702120 Jury Duty	103	0	0	0	0	0	0
702140 Other Miscellaneous Salaries	8,000	0	0	0	0	0	0
	868,157	888,250	892,042	892,042	892,042	892,042	892,042
Fringe Benefits							
722740 Fringe Benefits	(6)	593,191	588,583	588,583	588,583	588,583	588,583
722750 Workers Compensation	6,147	0	0	0	0	0	0
722760 Group Life	2,425	0	0	0	0	0	0
722770 Retirement	297,102	0	0	0	0	0	0
722780 Hospitalization	178,510	0	0	0	0	0	0
722790 Social Security	59,622	0	0	0	0	0	0
722800 Dental	13,606	0	0	0	0	0	0
722810 Disability	10,941	0	0	0	0	0	0
722820 Unemployment Insurance	3,171	0	0	0	0	0	0
722850 Optical	1,285	0	0	0	0	0	0
	572,803	593,191	588,583	588,583	588,583	588,583	588,583
Personnel	1,440,959	1,481,441	1,480,625	1,480,625	1,480,625	1,480,625	1,480,625
Operating Expenses							
Contractual Services							
730373 Contracted Services	8,781	22,756	9,020	9,020	9,020	9,020	9,020
731213 Membership Dues	50	300	300	300	300	300	300

Fund:		27370 - Community Corrections		OAKLAND COUNTY, MICHIGAN				
		FY2015 AND FY2016 AND FY2017 Adopted Budget						
Account Number/Description		FY 2013 Actual	FY 2014			FY 2015 Adopted	FY 2016 Adopted	FY 2017 Adopted
			Adopted Budget	Amended Budget As Of 6/30	Estimated Actual			
731388	Printing	803	553	500	500	500	500	500
731458	Professional Services	84,623	85,100	107,916	107,916	107,916	107,916	107,916
731773	Software Rental Lease Purchase	2,400	7,788	3,500	3,500	3,500	3,500	3,500
731818	Special Event Program	727	1,000	1,000	1,000	1,000	1,000	1,000
731885	Supportive Services	59,639	78,800	67,208	67,208	67,208	67,208	67,208
731941	Training	972	1,000	1,360	1,360	1,360	1,360	1,360
732018	Travel and Conference	973	1,000	1,000	1,000	1,000	1,000	1,000
		158,966	198,297	191,804	191,804	191,804	191,804	191,804
Commodities								
750294	Material and Supplies	0	400	400	400	400	400	400
		0	400	400	400	400	400	400
Operating Expenses		158,966	198,697	192,204	192,204	192,204	192,204	192,204
Internal Support								
Internal Services								
770631	Bldg Space Cost Allocation	8,793	9,207	9,207	9,207	9,207	9,207	9,207
773630	Info Tech Development	5,022	5,000	10,000	10,000	10,000	10,000	10,000
774636	Info Tech Operations	5,600	6,952	6,952	6,952	6,952	6,952	6,952
778675	Telephone Communications	1,291	960	1,800	1,800	1,800	1,800	1,800
		20,706	22,119	27,959	27,959	27,959	27,959	27,959
Internal Support		20,706	22,119	27,959	27,959	27,959	27,959	27,959
Grand Total Expenditures		1,620,632	1,702,257	1,700,788	1,700,788	1,700,788	1,700,788	1,700,788

Fund:	27320 - Drug Policy Grant	OAKLAND COUNTY, MICHIGAN				
		FY2015 AND FY2016 AND FY2017 Adopted Budget				

Account Number/Description	FY 2013 Actual	FY 2014			FY 2015 Adopted	FY 2016 Adopted	FY 2017 Adopted
		Adopted Budget	Amended Budget As Of 6/30	Estimated Actual			
Revenues							
Revenue							
Federal Grants							
610313 Federal Operating Grants	198,850	190,908	154,758	154,758	190,908	190,908	190,908
	198,850	190,908	154,758	154,758	190,908	190,908	190,908
Revenue	198,850	190,908	154,758	154,758	190,908	190,908	190,908
Other Financing Sources							
Transfers In							
695500 Transfers In	324,679	398,544	285,798	285,798	249,648	249,648	249,648
	324,679	398,544	285,798	285,798	249,648	249,648	249,648
Other Financing Sources	324,679	398,544	285,798	285,798	249,648	249,648	249,648
Grand Total Revenues	523,529	589,452	440,556	440,556	440,556	440,556	440,556

Expenditures

Personnel							
Salaries							
702010 Salaries Regular	274,957	246,835	257,514	257,514	159,647	159,647	159,647
702030 Holiday	14,312	0	0	0	0	0	0
702050 Annual Leave	27,759	0	0	0	0	0	0
702080 Sick Leave	7,556	0	0	0	0	0	0
702140 Other Miscellaneous Salaries	2,000	0	5,151	5,151	0	0	0
702200 Death Leave	851	0	0	0	0	0	0
	327,436	246,835	262,665	262,665	159,647	159,647	159,647
Fringe Benefits							
722740 Fringe Benefits	0	0	(46,491)	(46,491)	0	0	0
722750 Workers Compensation	4,205	4,366	4,366	4,366	4,299	4,299	4,299
722760 Group Life	876	1,017	1,017	1,017	776	776	776
722770 Retirement	120,608	126,543	126,543	126,543	78,183	78,183	78,183
722780 Hospitalization	38,268	56,678	56,678	56,678	51,357	51,357	51,357
722790 Social Security	23,780	25,596	25,596	25,596	19,562	19,562	19,562
722800 Dental	2,742	3,899	3,899	3,899	3,680	3,680	3,680
722810 Disability	4,130	4,797	4,797	4,797	3,654	3,654	3,654
722820 Unemployment Insurance	1,194	1,117	1,117	1,117	866	866	866
722850 Optical	291	369	369	369	297	297	297
	196,094	224,382	177,891	177,891	162,674	162,674	162,674
Personnel	523,529	471,217	440,556	440,556	322,321	322,321	322,321

Fund:	27320 - Drug Policy Grant	OAKLAND COUNTY, MICHIGAN				
		FY2015 AND FY2016 AND FY2017 Adopted Budget				

Account Number/Description	FY 2013 Actual	FY 2014			FY 2015 Adopted	FY 2016 Adopted	FY 2017 Adopted
		Adopted Budget	Amended Budget As Of 6/30	Estimated Actual			
<u>Operating Expenses</u>							
<u>Contractual Services</u>							
730373 Contracted Services	0	67,599	0	0	67,599	67,599	67,599
732018 Travel and Conference	0	47,365	0	0	47,365	47,365	47,365
	0	114,964	0	0	114,964	114,964	114,964
<u>Commodities</u>							
750294 Material and Supplies	0	3,271	0	0	3,271	3,271	3,271
	0	3,271	0	0	3,271	3,271	3,271
Operating Expenses	0	118,235	0	0	118,235	118,235	118,235
<u>Internal Support</u>							
<u>Internal Services</u>							
	0	0	0	0	0	0	0
Internal Support	0	0	0	0	0	0	0
Grand Total Expenditures	523,529	589,452	440,556	440,556	440,556	440,556	440,556

Fund:	29580 - Energy Efficiency Conservation	OAKLAND COUNTY, MICHIGAN					
		FY2015 AND FY2016 AND FY2017 Adopted Budget					

Account Number/Description	FY 2013 Actual	FY 2014			FY 2015 Adopted	FY 2016 Adopted	FY 2017 Adopted
		Adopted Budget	Amended Budget As Of 6/30	Estimated Actual			

Revenues

Revenue							
Federal Grants							
610313	Federal Operating Grants	811,095	0	0	0	0	0
		811,095	0	0	0	0	0
	Revenue	811,095	0	0	0	0	0
	Grand Total Revenues	811,095	0	0	0	0	0

Expenditures

Operating Expenses							
Contractual Services							
731472	Project Construction and Impr	810,595	0	0	0	0	0
732165	Workshops and Meeting	500	0	0	0	0	0
		811,095	0	0	0	0	0
	Operating Expenses	811,095	0	0	0	0	0
	Grand Total Expenditures	811,095	0	0	0	0	0

Fund:	27366 - JAG FY11-14	OAKLAND COUNTY, MICHIGAN					
		FY2015 AND FY2016 AND FY2017 Adopted Budget					

Account Number/Description	FY 2013 Actual	FY 2014			FY 2015 Adopted	FY 2016 Adopted	FY 2017 Adopted
		Adopted Budget	Amended Budget As Of 6/30	Estimated Actual			
Revenues							
<u>Revenue</u>							
<u>Federal Grants</u>							
610313	Federal Operating Grants	19,455	0	0	0	0	0
		19,455	0	0	0	0	0
<u>Investment Income</u>							
		0	0	0	0	0	0
Revenue		19,455	0	0	0	0	0
Grand Total Revenues		19,455	0	0	0	0	0

Expenditures							
<u>Operating Expenses</u>							
<u>Contractual Services</u>							
730373	Contracted Services	8,384	0	0	0	0	0
		8,384	0	0	0	0	0
<u>Commodities</u>							
750170	Other Expendable Equipment	11,071	0	0	0	0	0
		11,071	0	0	0	0	0
Operating Expenses		19,455	0	0	0	0	0
Grand Total Expenditures		19,455	0	0	0	0	0

Fund:	27365 - Juvenile Acct Incentive Block	OAKLAND COUNTY, MICHIGAN					
		FY2015 AND FY2016 AND FY2017 Adopted Budget					

Account Number/Description	FY 2013 Actual	FY 2014			FY 2015 Adopted	FY 2016 Adopted	FY 2017 Adopted
		Adopted Budget	Amended Budget As Of 6/30	Estimated Actual			
Revenues							
Revenue							
Federal Grants							
610313 Federal Operating Grants	71,547	87,256	68,981	68,981	86,012	86,012	86,012
	71,547	87,256	68,981	68,981	86,012	86,012	86,012
Revenue	71,547	87,256	68,981	68,981	86,012	86,012	86,012
Other Financing Sources							
Transfers In							
695500 Transfers In	7,950	10,846	11,954	11,954	10,846	10,846	10,846
	7,950	10,846	11,954	11,954	10,846	10,846	10,846
Other Financing Sources	7,950	10,846	11,954	11,954	10,846	10,846	10,846
Grand Total Revenues	79,496	98,102	80,935	80,935	96,858	96,858	96,858

Expenditures							
Personnel							
Salaries							
702010 Salaries Regular	38,213	49,505	49,505	49,505	50,990	50,990	50,990
702030 Holiday	2,240	0	0	0	0	0	0
702050 Annual Leave	4,448	0	0	0	0	0	0
702080 Sick Leave	933	0	0	0	0	0	0
702140 Other Miscellaneous Salaries	500	0	0	0	0	0	0
712020 Overtime	105	0	0	0	0	0	0
	46,440	49,505	49,505	49,505	50,990	50,990	50,990
Fringe Benefits							
722740 Fringe Benefits	0	0	29,430	29,430	0	0	0
722750 Workers Compensation	101	111	0	0	114	114	114
722760 Group Life	142	153	0	0	157	157	157
722770 Retirement	16,897	18,005	0	0	14,767	14,767	14,767
722780 Hospitalization	5,343	6,059	0	0	6,372	6,372	6,372
722790 Social Security	3,382	3,787	0	0	3,901	3,901	3,901
722800 Dental	366	416	0	0	461	461	461
722810 Disability	669	717	0	0	738	738	738
722820 Unemployment Insurance	167	158	0	0	163	163	163
722850 Optical	21	24	0	0	28	28	28
	27,088	29,430	29,430	29,430	26,701	26,701	26,701
Personnel	73,527	78,935	78,935	78,935	77,691	77,691	77,691

Fund:	27365 - Juvenile Acct Incentive Block	OAKLAND COUNTY, MICHIGAN				
		FY2015 AND FY2016 AND FY2017 Adopted Budget				

Account Number/Description	FY 2013 Actual	FY 2014			FY 2015 Adopted	FY 2016 Adopted	FY 2017 Adopted
		Adopted Budget	Amended Budget As Of 6/30	Estimated Actual			
Operating Expenses							
<u>Contractual Services</u>							
730373 Contracted Services	0	15,245	2,000	2,000	15,245	15,245	15,245
731458 Professional Services	1,999	0	0	0	0	0	0
	1,999	15,245	2,000	2,000	15,245	15,245	15,245
<u>Commodities</u>							
750154 Expendable Equipment	909	0	0	0	0	0	0
750294 Material and Supplies	2,998	3,922	0	0	3,922	3,922	3,922
750399 Office Supplies	63	0	0	0	0	0	0
	3,970	3,922	0	0	3,922	3,922	3,922
Operating Expenses	5,969	19,167	2,000	2,000	19,167	19,167	19,167
Grand Total Expenditures	79,496	98,102	80,935	80,935	96,858	96,858	96,858

Fund:	27375 - Local Law Enforcement Block Gr	OAKLAND COUNTY, MICHIGAN				
		FY2015 AND FY2016 AND FY2017 Adopted Budget				

Account Number/Description	FY 2013 Actual	FY 2014			FY 2015 Adopted	FY 2016 Adopted	FY 2017 Adopted
		Adopted Budget	Amended Budget As Of 6/30	Estimated Actual			
Revenues							
Revenue							
Federal Grants							
610313 Federal Operating Grants	26,404	121,994	121,994	121,994	121,994	121,994	121,994
	26,404	121,994	121,994	121,994	121,994	121,994	121,994
Investment Income							
655385 Income from Investments	3,104	0	0	0	0	0	0
	3,104	0	0	0	0	0	0
Revenue	29,509	121,994	121,994	121,994	121,994	121,994	121,994
Grand Total Revenues	29,509	121,994	121,994	121,994	121,994	121,994	121,994

Expenditures							
Operating Expenses							
Contractual Services							
731941 Training	3,600	0	0	0	0	0	0
	3,600	0	0	0	0	0	0
Commodities							
750154 Expendable Equipment	1,784	82,173	82,173	82,173	82,173	82,173	82,173
750170 Other Expendable Equipment	17,173	4,037	4,037	4,037	4,037	4,037	4,037
750567 Training-Educational Supplies	6,951	29,784	29,784	29,784	29,784	29,784	29,784
	25,909	115,994	115,994	115,994	115,994	115,994	115,994
Capital Outlay							
760157 Equipment	0	6,000	6,000	6,000	6,000	6,000	6,000
	0	6,000	6,000	6,000	6,000	6,000	6,000
Operating Expenses	29,509	121,994	121,994	121,994	121,994	121,994	121,994
Grand Total Expenditures	29,509	121,994	121,994	121,994	121,994	121,994	121,994

Fund:	27374 - Recovery Act Byrne JAG	OAKLAND COUNTY, MICHIGAN					
		FY2015 AND FY2016 AND FY2017 Adopted Budget					

Account Number/Description	FY 2013 Actual	FY 2014			FY 2015 Adopted	FY 2016 Adopted	FY 2017 Adopted
		Adopted Budget	Amended Budget As Of 6/30	Estimated Actual			
Revenues							
Revenue							
Federal Grants							
610313 Federal Operating Grants	106,103	0	0	0	0	0	0
	106,103	0	0	0	0	0	0
Investment Income							
655385 Income from Investments	12,002	0	0	0	0	0	0
	12,002	0	0	0	0	0	0
Revenue	118,105	0	0	0	0	0	0
Other Financing Sources							
Transfers In							
695500 Transfers In	2,024	0	0	0	0	0	0
	2,024	0	0	0	0	0	0
Other Financing Sources	2,024	0	0	0	0	0	0
Grand Total Revenues	120,129	0	0	0	0	0	0

Expenditures							
Personnel							
Salaries							
	0	0	0	0	0	0	0
Fringe Benefits							
	0	0	0	0	0	0	0
Personnel	0	0	0	0	0	0	0
Operating Expenses							
Contractual Services							
730373 Contracted Services	1,408	0	0	0	0	0	0
730562 Electrical Service	39,908	0	0	0	0	0	0
731437 Prof Svc-Auditing Svc	3,706	0	0	0	0	0	0
731941 Training	3,800	0	0	0	0	0	0
731955 Training-Educator Services	3,033	0	0	0	0	0	0
732018 Travel and Conference	6,305	0	0	0	0	0	0
	58,160	0	0	0	0	0	0
Commodities							
750170 Other Expendable Equipment	57,505	0	0	0	0	0	0
	57,505	0	0	0	0	0	0

Fund:	27374 - Recovery Act Byrne JAG	OAKLAND COUNTY, MICHIGAN				
		FY2015 AND FY2016 AND FY2017 Adopted Budget				

Account Number/Description	FY 2013 Actual	FY 2014			FY 2015 Adopted	FY 2016 Adopted	FY 2017 Adopted
		Adopted Budget	Amended Budget As Of 6/30	Estimated Actual			
Operating Expenses	115,665	0	0	0	0	0	0
Internal Support							
<u>Internal Services</u>							
775754 Maintenance Department Charges	3,080	0	0	0	0	0	0
778675 Telephone Communications	1,383	0	0	0	0	0	0
	4,463	0	0	0	0	0	0
Internal Support	4,463	0	0	0	0	0	0
Grand Total Expenditures	120,129	0	0	0	0	0	0

Fund:	WORKFORCE_DEV - Workforce Development	OAKLAND COUNTY, MICHIGAN					
		FY2015 AND FY2016 AND FY2017 Adopted Budget					

Account Number/Description	FY 2013 Actual	FY 2014			FY 2015 Adopted	FY 2016 Adopted	FY 2017 Adopted	
		Adopted Budget	Amended Budget As Of 6/30	Estimated Actual				
Revenues								
Revenue								
Federal Grants								
610313	Federal Operating Grants	20,310,584	21,334,257	21,334,257	0	16,255,591	16,255,591	16,255,591
		20,310,584	21,334,257	21,334,257	0	16,255,591	16,255,591	16,255,591
State Grants								
615571	State Operating Grants	794,236	794,236	794,236	0	802,412	802,412	802,412
		794,236	794,236	794,236	0	802,412	802,412	802,412
Charges for Services								
		0	0	0	0	0	0	0
Revenue		21,104,820	22,128,493	22,128,493	0	17,058,003	17,058,003	17,058,003
Grand Total Revenues		21,104,820	22,128,493	22,128,493	0	17,058,003	17,058,003	17,058,003

Expenditures

Personnel								
Salaries								
702010	Salaries Regular	366,433	595,653	595,653	1,921	606,294	606,294	606,294
702030	Holiday	15,251	0	0	11,363	0	0	0
702050	Annual Leave	15,274	0	0	11,979	0	0	0
702080	Sick Leave	4,075	0	0	3,303	0	0	0
702140	Other Miscellaneous Salaries	2,000	0	0	0	0	0	0
702200	Death Leave	830	0	0	482	0	0	0
702240	Salary Adjustments	0	0	0	(22,723)	0	0	0
712020	Overtime	211	1,700	1,700	0	1,700	1,700	1,700
		404,074	597,353	597,353	6,325	607,994	607,994	607,994
Fringe Benefits								
722750	Workers Compensation	899	1,323	1,323	65	1,357	1,357	1,357
722760	Group Life	869	2,316	2,316	85	1,867	1,867	1,867
722770	Retirement	105,017	165,894	165,894	9,575	120,132	120,132	120,132
722780	Hospitalization	33,472	131,500	131,500	3,364	122,445	122,445	122,445
722790	Social Security	25,147	44,851	44,851	2,200	46,298	46,298	46,298
722800	Dental	2,130	7,824	7,824	223	7,440	7,440	7,440
722810	Disability	3,104	1,841	1,841	355	8,780	8,780	8,780
722820	Unemployment Insurance	1,480	2,247	2,247	93	1,939	1,939	1,939
722850	Optical	224	653	653	26	991	991	991
722900	Fringe Benefit Adjustments	0	0	0	(12,313)	0	0	0

Fund:	WORKFORCE_DEV - Workforce Development	OAKLAND COUNTY, MICHIGAN					
		FY2015 AND FY2016 AND FY2017 Adopted Budget					

Account Number/Description	FY 2013 Actual	FY 2014			FY 2015 Adopted	FY 2016 Adopted	FY 2017 Adopted
		Adopted Budget	Amended Budget As Of 6/30	Estimated Actual			
	172,342	358,449	358,449	3,673	311,249	311,249	311,249
Personnel	576,415	955,802	955,802	9,998	919,243	919,243	919,243
Operating Expenses							
Contractual Services							
730002 Acquisition	33,224	0	0	0	0	0	0
730072 Advertising	61,672	80,000	80,000	5,881	76,000	76,000	76,000
730238 Case Management	343,893	0	0	0	0	0	0
730366 Contract Administration	1,207,870	0	0	0	0	0	0
730380 Contractor Payments	0	785,644	785,644	0	538,426	538,217	538,217
730401 Core Services	3,685,816	0	0	0	0	0	0
730555 Education Programs	30,250	0	0	0	0	0	0
730646 Equipment Maintenance	141,298	250	250	0	250	250	250
730926 Indirect Costs	145,392	145,392	145,392	36,348	145,392	145,392	145,392
730961 Intensive Services	1,371,328	0	0	0	0	0	0
731000 Job Search Assistance	1,025	0	0	0	0	0	0
731213 Membership Dues	55,037	18,000	18,000	718	28,000	28,000	28,000
731346 Personal Mileage	777	1,000	1,000	81	1,000	1,000	1,000
731388 Printing	16,494	8,500	8,500	0	8,500	8,500	8,500
731458 Professional Services	143,268	136,250	136,250	8,970	136,250	136,250	136,250
731465 Program	6,309,763	19,811,198	19,811,198	0	15,018,485	15,018,485	15,018,485
731780 Software Support Maintenance	100,267	0	0	0	0	0	0
731885 Supportive Services	60,236	0	0	0	0	0	0
731941 Training	954,474	100,000	100,000	1,090	100,000	100,000	100,000
732011 Transportation Service	38,274	0	0	0	0	0	0
732163 Work Activities	3,394,968	0	0	0	0	0	0
732165 Workshops and Meeting	11,234	0	0	0	0	0	0
732172 Youth Costs In-School	1,372,003	0	0	0	0	0	0
732179 Youth Costs Out-of-School	960,187	0	0	0	0	0	0
	20,438,752	21,086,234	21,086,234	53,088	16,052,303	16,052,094	16,052,094
Commodities							
750119 Dry Goods and Clothing	3,207	0	0	0	0	0	0
750154 Expendable Equipment	0	0	0	0	525	525	525
750168 FA Proprietary Equipment Exp	0	525	525	0	0	0	0
750392 Metered Postage	1,775	2,548	2,548	470	2,548	2,548	2,548
750399 Office Supplies	4,900	4,000	4,000	513	4,000	4,000	4,000
750448 Postage-Standard Mailing	0	200	200	0	200	200	200
750511 Special Event Supplies	1,459	0	0	0	0	0	0
	11,341	7,273	7,273	983	7,273	7,273	7,273

Fund:	WORKFORCE_DEV - Workforce Development	OAKLAND COUNTY, MICHIGAN				
		FY2015 AND FY2016 AND FY2017 Adopted Budget				

Account Number/Description	FY 2013 Actual	FY 2014			FY 2015 Adopted	FY 2016 Adopted	FY 2017 Adopted
		Adopted Budget	Amended Budget As Of 6/30	Estimated Actual			
Operating Expenses	20,450,093	21,093,507	21,093,507	54,071	16,059,576	16,059,367	16,059,367
Internal Support							
Internal Services							
770631 Bldg Space Cost Allocation	30,457	38,395	38,395	9,599	38,395	38,604	38,604
770667 Convenience Copier	1,507	2,197	2,197	0	0	0	0
773630 Info Tech Development	6,240	0	0	0	0	0	0
774636 Info Tech Operations	28,472	27,067	27,067	7,118	27,067	27,067	27,067
774637 Info Tech Managed Print Svcs	0	0	0	533	2,197	2,197	2,197
774677 Insurance Fund	4,597	4,219	4,219	1,069	4,219	4,219	4,219
778675 Telephone Communications	7,040	7,306	7,306	1,776	7,306	7,306	7,306
	78,311	79,184	79,184	20,095	79,184	79,393	79,393
Internal Support	78,311	79,184	79,184	20,095	79,184	79,393	79,393
Grand Total Expenditures	21,104,820	22,128,493	22,128,493	84,164	17,058,003	17,058,003	17,058,003

Fund:	27310 - ATPA Grants	OAKLAND COUNTY, MICHIGAN				
		FY2015 AND FY2016 AND FY2017 Adopted Budget				

Account Number/Description	FY 2013 Actual	FY 2014			FY 2015 Adopted	FY 2016 Adopted	FY 2017 Adopted
		Adopted Budget	Amended Budget As Of 6/30	Estimated Actual			
Revenues							
Revenue							
State Grants							
615571 State Operating Grants	582,351	541,524	587,163	587,163	541,524	541,524	541,524
	582,351	541,524	587,163	587,163	541,524	541,524	541,524
Revenue	582,351	541,524	587,163	587,163	541,524	541,524	541,524
Other Financing Sources							
Transfers In							
695500 Transfers In	428,893	441,147	419,989	419,989	325,197	325,197	325,197
	428,893	441,147	419,989	419,989	325,197	325,197	325,197
Other Financing Sources	428,893	441,147	419,989	419,989	325,197	325,197	325,197
Grand Total Revenues	1,011,244	982,671	1,007,152	1,007,152	866,721	866,721	866,721

Expenditures

Personnel							
Salaries							
702010 Salaries Regular	398,115	562,320	516,065	516,065	475,798	475,798	475,798
702030 Holiday	16,042	0	0	0	0	0	0
702050 Annual Leave	28,627	0	0	0	0	0	0
702080 Sick Leave	8,537	0	0	0	0	0	0
702140 Other Miscellaneous Salaries	3,500	0	0	0	0	0	0
702200 Death Leave	243	0	0	0	0	0	0
712020 Overtime	11,278	31,198	27,382	27,382	31,198	31,198	31,198
712040 Holiday Overtime	114	0	0	0	0	0	0
	466,455	593,518	543,447	543,447	506,996	506,996	506,996
Fringe Benefits							
722740 Fringe Benefits	0	0	40,827	40,827	0	0	0
722750 Workers Compensation	12,163	12,035	12,035	12,035	12,400	12,400	12,400
722760 Group Life	1,308	1,419	1,419	1,419	1,463	1,463	1,463
722770 Retirement	170,216	164,564	164,564	164,564	134,244	134,244	134,244
722780 Hospitalization	87,184	95,694	95,694	95,694	105,520	105,520	105,520
722790 Social Security	35,536	35,337	35,337	35,337	36,398	36,398	36,398
722800 Dental	6,403	7,041	7,041	7,041	7,893	7,893	7,893
722810 Disability	6,432	6,688	6,688	6,688	6,889	6,889	6,889
722820 Unemployment Insurance	1,721	1,477	1,477	1,477	1,520	1,520	1,520
722850 Optical	439	483	483	483	638	638	638

Fund:	27310 - ATPA Grants	OAKLAND COUNTY, MICHIGAN					
		FY2015 AND FY2016 AND FY2017 Adopted Budget					

Account Number/Description	FY 2013 Actual	FY 2014			FY 2015 Adopted	FY 2016 Adopted	FY 2017 Adopted
		Adopted Budget	Amended Budget As Of 6/30	Estimated Actual			
722900 Fringe Benefit Adjustments	0	13,415	13,415	13,415	10,906	10,906	10,906
	321,404	338,153	378,980	378,980	317,871	317,871	317,871
Personnel	787,859	931,671	922,427	922,427	824,867	824,867	824,867
Operating Expenses							
Contractual Services							
730324 Communications	1,575	0	0	0	0	0	0
730373 Contracted Services	153,970	0	0	0	0	0	0
	155,545	0	0	0	0	0	0
Commodities							
750070 Deputy Supplies	0	2,100	1,225	1,225	2,100	2,100	2,100
	0	2,100	1,225	1,225	2,100	2,100	2,100
Operating Expenses	155,545	2,100	1,225	1,225	2,100	2,100	2,100
Internal Support							
Internal Services							
776659 Motor Pool Fuel Charges	15,315	0	0	0	0	0	0
776661 Motor Pool	51,011	45,500	80,000	80,000	39,354	39,354	39,354
777560 Radio Communications	1,515	0	0	0	0	0	0
778675 Telephone Communications	0	3,400	3,500	3,500	400	400	400
	67,840	48,900	83,500	83,500	39,754	39,754	39,754
Internal Support	67,840	48,900	83,500	83,500	39,754	39,754	39,754
Grand Total Expenditures	1,011,244	982,671	1,007,152	1,007,152	866,721	866,721	866,721

Fund:	27337 - CLEMIS IT	OAKLAND COUNTY, MICHIGAN					
		FY2015 AND FY2016 AND FY2017 Adopted Budget					

Account Number/Description	FY 2013 Actual	FY 2014			FY 2015 Adopted	FY 2016 Adopted	FY 2017 Adopted	
		Adopted Budget	Amended Budget As Of 6/30	Estimated Actual				
Revenues								
<u>Revenue</u>								
<u>Federal Grants</u>								
610314	Federal Capital Grants	763,419	0	0	193,234	0	0	0
		763,419	0	0	193,234	0	0	0
Revenue		763,419	0	0	193,234	0	0	0
Grand Total Revenues		763,419	0	0	193,234	0	0	0

Expenditures								
<u>Operating Expenses</u>								
<u>Contractual Services</u>								
731458	Professional Services	594,830	0	0	115,810	0	0	0
		594,830	0	0	115,810	0	0	0
<u>Commodities</u>								
750170	Other Expendable Equipment	168,589	0	0	77,424	0	0	0
		168,589	0	0	77,424	0	0	0
<u>Capital Outlay</u>								
		0	0	0	0	0	0	0
Operating Expenses		763,419	0	0	193,234	0	0	0
Grand Total Expenditures		763,419	0	0	193,234	0	0	0

Fund:	27340 - Criminal Justice Training Grnt	OAKLAND COUNTY, MICHIGAN					
		FY2015 AND FY2016 AND FY2017 Adopted Budget					

Account Number/Description	FY 2013 Actual	FY 2014			FY 2015 Adopted	FY 2016 Adopted	FY 2017 Adopted
		Adopted Budget	Amended Budget As Of 6/30	Estimated Actual			
Revenues							
Revenue							
State Grants							
615571 State Operating Grants	87,241	150,000	150,000	150,000	150,000	150,000	150,000
	87,241	150,000	150,000	150,000	150,000	150,000	150,000
Revenue	87,241	150,000	150,000	150,000	150,000	150,000	150,000
Grand Total Revenues	87,241	150,000	150,000	150,000	150,000	150,000	150,000

Expenditures							
Operating Expenses							
Contractual Services							
730037 Adj Prior Years Exp	(1,613)	0	0	0	0	0	0
731304 Officers Training	74,780	150,000	150,000	150,000	150,000	150,000	150,000
	73,166	150,000	150,000	150,000	150,000	150,000	150,000
Operating Expenses	73,166	150,000	150,000	150,000	150,000	150,000	150,000
Grand Total Expenditures	73,166	150,000	150,000	150,000	150,000	150,000	150,000

Fund:	27315 - Prosecutor Co Op Reimbursement	OAKLAND COUNTY, MICHIGAN				
		FY2015 AND FY2016 AND FY2017 Adopted Budget				

Account Number/Description	FY 2013 Actual	FY 2014			FY 2015 Adopted	FY 2016 Adopted	FY 2017 Adopted
		Adopted Budget	Amended Budget As Of 6/30	Estimated Actual			

Revenues

Revenue							
Federal Grants							
	0	0	0	0	0	0	0
Other Intergovern. Revenues							
625210 CRP	1,626,529	1,710,446	1,710,446	1,710,446	1,446,020	1,462,226	1,462,638
	1,626,529	1,710,446	1,710,446	1,710,446	1,446,020	1,462,226	1,462,638
Charges for Services							
630434 CRP Contract	0	107,637	107,637	107,637	273,945	273,945	273,945
630560 DNA Testing Fees	1,556	0	0	0	0	0	0
	1,556	107,637	107,637	107,637	273,945	273,945	273,945
Revenue	1,628,086	1,818,083	1,818,083	1,818,083	1,719,965	1,736,171	1,736,583
Other Financing Sources							
Transfers In							
695500 Transfers In	842,203	933,218	933,218	933,218	933,218	933,218	933,218
	842,203	933,218	933,218	933,218	933,218	933,218	933,218
Other Financing Sources	842,203	933,218	933,218	933,218	933,218	933,218	933,218
Grand Total Revenues	2,470,289	2,751,301	2,751,301	2,751,301	2,653,183	2,669,389	2,669,801

Expenditures

Personnel							
Salaries							
702010 Salaries Regular	1,020,233	1,229,077	1,229,077	1,229,077	1,280,247	1,280,247	1,280,247
702030 Holiday	54,508	0	0	0	0	0	0
702050 Annual Leave	85,761	0	0	0	0	0	0
702080 Sick Leave	22,288	0	0	0	0	0	0
702140 Other Miscellaneous Salaries	11,000	73,767	73,767	73,767	0	0	0
702200 Death Leave	2,565	0	0	0	0	0	0
712020 Overtime	34,573	44,000	44,000	44,000	42,000	42,000	42,000
	1,230,929	1,346,844	1,346,844	1,346,844	1,322,247	1,322,247	1,322,247
Fringe Benefits							
722740 Fringe Benefits	0	18,060	18,060	18,060	14,868	14,868	14,868
722750 Workers Compensation	6,970	7,073	7,073	7,073	7,313	7,313	7,313
722760 Group Life	3,562	3,736	3,736	3,736	3,898	3,898	3,898
722770 Retirement	445,033	439,610	439,610	439,610	364,728	364,728	364,728
722780 Hospitalization	250,285	285,400	285,400	285,400	309,737	309,737	309,737

Fund:	27315 - Prosecutor Co Op Reimbursement	OAKLAND COUNTY, MICHIGAN						
		FY2015 AND FY2016 AND FY2017 Adopted Budget						

Account Number/Description		FY 2013 Actual	FY 2014			FY 2015 Adopted	FY 2016 Adopted	FY 2017 Adopted
			Adopted Budget	Amended Budget As Of 6/30	Estimated Actual			
722790	Social Security	89,500	92,075	92,075	92,075	95,925	95,925	95,925
722800	Dental	18,059	20,212	20,212	20,212	22,457	22,457	22,457
722810	Disability	16,597	17,562	17,562	17,562	18,298	18,298	18,298
722820	Unemployment Insurance	4,499	3,930	3,930	3,930	4,096	4,096	4,096
722850	Optical	1,640	1,890	1,890	1,890	2,122	2,122	2,122
		836,145	889,548	889,548	889,548	843,442	843,442	843,442
Personnel		2,067,074	2,236,392	2,236,392	2,236,392	2,165,689	2,165,689	2,165,689
Operating Expenses								
Contractual Services								
730163	Blood Tests	0	500	500	500	500	500	500
730303	Clothing Allowance	1,125	1,293	1,293	1,293	1,293	1,293	1,293
730338	Computer Research Service	4,107	10,000	10,000	10,000	10,000	10,000	10,000
730422	Court Transcripts	410	0	0	0	0	0	0
730688	Expert Witness Fee and Mileage	0	402	402	402	402	402	402
730695	Extradition Expense	13,521	35,000	35,000	35,000	35,000	35,000	35,000
730926	Indirect Costs	147,353	159,199	159,199	159,199	159,199	159,199	159,199
731213	Membership Dues	0	1,300	1,300	1,300	1,300	1,300	1,300
731241	Miscellaneous	940	7,000	7,000	7,000	7,000	7,000	7,000
731339	Periodicals Books Publ Sub	4,519	200	200	200	200	200	200
731346	Personal Mileage	2,073	3,500	3,500	3,500	3,500	3,500	3,500
731388	Printing	3,349	7,547	7,547	7,547	7,547	7,547	7,547
731458	Professional Services	20,019	31,000	31,000	31,000	31,000	31,000	31,000
731941	Training	2,605	1,500	1,500	1,500	1,500	1,500	1,500
732018	Travel and Conference	944	7,000	7,000	7,000	7,000	7,000	7,000
732020	Travel Employee Taxable Meals	104	0	0	0	0	0	0
		201,067	265,441	265,441	265,441	265,441	265,441	265,441
Commodities								
750154	Expendable Equipment	0	2,500	2,500	2,500	2,500	2,500	2,500
750170	Other Expendable Equipment	784	15,000	15,000	15,000	15,000	15,000	15,000
750392	Metered Postage	28,155	38,000	38,000	38,000	38,000	38,000	38,000
750399	Office Supplies	10,379	13,000	13,000	13,000	13,000	13,000	13,000
		39,319	68,500	68,500	68,500	68,500	68,500	68,500
Operating Expenses		240,386	333,941	333,941	333,941	333,941	333,941	333,941
Internal Support								
Internal Services								
770631	Bldg Space Cost Allocation	86,449	94,000	94,000	94,000	81,957	97,435	97,847
770667	Convenience Copier	5,060	7,219	7,219	7,219	0	0	0
774636	Info Tech Operations	21,653	21,000	21,000	21,000	18,960	18,960	18,960

Fund:	27315 - Prosecutor Co Op Reimbursement	OAKLAND COUNTY, MICHIGAN					
		FY2015 AND FY2016 AND FY2017 Adopted Budget					

Account Number/Description	FY 2013 Actual	FY 2014			FY 2015 Adopted	FY 2016 Adopted	FY 2017 Adopted
		Adopted Budget	Amended Budget As Of 6/30	Estimated Actual			
774677 Insurance Fund	7,024	8,970	8,970	8,970	7,628	7,628	7,628
776659 Motor Pool Fuel Charges	5,973	6,500	6,500	6,500	5,783	6,511	6,511
776661 Motor Pool	21,819	26,842	26,842	26,842	24,214	24,214	24,214
777560 Radio Communications	1,828	2,000	2,000	2,000	1,828	1,828	1,828
778675 Telephone Communications	13,023	14,437	14,437	14,437	13,183	13,183	13,183
	162,829	180,968	180,968	180,968	153,553	169,759	170,171
Internal Support	162,829	180,968	180,968	180,968	153,553	169,759	170,171
Grand Total Expenditures	2,470,289	2,751,301	2,751,301	2,751,301	2,653,183	2,669,389	2,669,801

Fund:	27325 - Prosecutor VOCA	OAKLAND COUNTY, MICHIGAN					
		FY2015 AND FY2016 AND FY2017 Adopted Budget					

Account Number/Description	FY 2013 Actual	FY 2014			FY 2015 Adopted	FY 2016 Adopted	FY 2017 Adopted
		Adopted Budget	Amended Budget As Of 6/30	Estimated Actual			
Revenues							
Revenue							
Federal Grants							
610313 Federal Operating Grants	66,968	63,000	63,000	63,000	66,125	66,125	66,125
	66,968	63,000	63,000	63,000	66,125	66,125	66,125
Revenue	66,968	63,000	63,000	63,000	66,125	66,125	66,125
Other Financing Sources							
Transfers In							
695500 Transfers In	16,138	23,961	23,961	23,961	20,811	20,811	20,811
	16,138	23,961	23,961	23,961	20,811	20,811	20,811
Other Financing Sources	16,138	23,961	23,961	23,961	20,811	20,811	20,811
Grand Total Revenues	83,106	86,961	86,961	86,961	86,936	86,936	86,936

Expenditures

Personnel							
Salaries							
702010 Salaries Regular	38,554	45,027	45,027	45,027	46,378	46,378	46,378
702030 Holiday	2,037	0	0	0	0	0	0
702050 Annual Leave	2,713	0	0	0	0	0	0
702080 Sick Leave	849	0	0	0	0	0	0
702140 Other Miscellaneous Salaries	500	0	0	0	0	0	0
	44,654	45,027	45,027	45,027	46,378	46,378	46,378
Fringe Benefits							
722750 Workers Compensation	95	101	101	101	104	104	104
722760 Group Life	131	139	139	139	143	143	143
722770 Retirement	17,017	17,676	17,676	17,676	14,731	14,731	14,731
722780 Hospitalization	16,304	18,323	18,323	18,323	16,362	16,362	16,362
722790 Social Security	2,830	3,445	3,445	3,445	3,548	3,548	3,548
722800 Dental	1,224	1,377	1,377	1,377	1,460	1,460	1,460
722810 Disability	614	652	652	652	672	672	672
722820 Unemployment Insurance	156	144	144	144	148	148	148
722850 Optical	80	77	77	77	90	90	90
	38,452	41,934	41,934	41,934	37,258	37,258	37,258
Personnel	83,106	86,961	86,961	86,961	83,636	83,636	83,636
Operating Expenses							
Contractual Services							

Fund:	27325 - Prosecutor VOCA	OAKLAND COUNTY, MICHIGAN					
		FY2015 AND FY2016 AND FY2017 Adopted Budget					

Account Number/Description	FY 2013 Actual	FY 2014			FY 2015 Adopted	FY 2016 Adopted	FY 2017 Adopted
		Adopted Budget	Amended Budget As Of 6/30	Estimated Actual			
731346 Personal Mileage	0	0	0	0	3,300	3,300	3,300
	0	0	0	0	3,300	3,300	3,300
Operating Expenses	0	0	0	0	3,300	3,300	3,300
Grand Total Expenditures	83,106	86,961	86,961	86,961	86,936	86,936	86,936

Fund:	27345 - Sheriff Road Patrol	OAKLAND COUNTY, MICHIGAN					
		FY2015 AND FY2016 AND FY2017 Adopted Budget					

Account Number/Description	FY 2013 Actual	FY 2014			FY 2015 Adopted	FY 2016 Adopted	FY 2017 Adopted
		Adopted Budget	Amended Budget As Of 6/30	Estimated Actual			
Revenues							
Revenue							
Federal Grants							
	0	0	0	0	0	0	0
State Grants							
615571 State Operating Grants	761,310	761,310	786,687	786,687	688,542	690,800	690,800
	761,310	761,310	786,687	786,687	688,542	690,800	690,800
Revenue	761,310	761,310	786,687	786,687	688,542	690,800	690,800
Grand Total Revenues	761,310	761,310	786,687	786,687	688,542	690,800	690,800

Expenditures

Personnel							
Salaries							
702010 Salaries Regular	273,861	339,492	356,032	356,032	349,677	349,677	349,677
702030 Holiday	13,951	0	0	0	0	0	0
702050 Annual Leave	25,486	0	0	0	0	0	0
702080 Sick Leave	8,123	0	0	0	0	0	0
702140 Other Miscellaneous Salaries	7,000	0	12,976	12,976	0	0	0
702210 Holiday Leave	2,238	0	0	0	0	0	0
712020 Overtime	59,163	24,840	69,757	69,757	24,840	24,840	24,840
712040 Holiday Overtime	8,471	0	0	0	0	0	0
	398,293	364,332	438,765	438,765	374,517	374,517	374,517
Fringe Benefits							
722740 Fringe Benefits	0	77,812	0	0	8,793	8,793	8,793
722750 Workers Compensation	10,905	8,845	9,252	9,252	9,113	9,113	9,113
722760 Group Life	970	1,043	1,132	1,132	1,076	1,076	1,076
722770 Retirement	155,312	125,236	135,676	135,676	103,082	103,082	103,082
722780 Hospitalization	78,445	90,456	97,443	97,443	93,516	93,516	93,516
722790 Social Security	31,523	25,970	28,229	28,229	26,750	26,750	26,750
722800 Dental	5,893	6,852	7,233	7,233	7,300	7,300	7,300
722810 Disability	4,581	4,916	5,320	5,320	5,063	5,063	5,063
722820 Unemployment Insurance	1,545	1,086	1,180	1,180	1,118	1,118	1,118
722850 Optical	528	625	680	680	618	618	618
	289,701	342,841	286,145	286,145	256,429	256,429	256,429
Personnel Operating Expenses	687,995	707,173	724,910	724,910	630,946	630,946	630,946

Fund:	27345 - Sheriff Road Patrol	OAKLAND COUNTY, MICHIGAN					
		FY2015 AND FY2016 AND FY2017 Adopted Budget					

Account Number/Description	FY 2013 Actual	FY 2014			FY 2015 Adopted	FY 2016 Adopted	FY 2017 Adopted
		Adopted Budget	Amended Budget As Of 6/30	Estimated Actual			
<u>Contractual Services</u>	0	0	0	0	0	0	0
<u>Commodities</u>							
750154 Expendable Equipment	23,245	0	0	0	0	0	0
	23,245	0	0	0	0	0	0
Operating Expenses	23,245	0	0	0	0	0	0
<u>Internal Support</u>							
<u>Internal Services</u>							
776659 Motor Pool Fuel Charges	16,690	0	0	0	17,931	20,189	20,189
776661 Motor Pool	33,380	54,137	61,777	61,777	39,665	39,665	39,665
	50,070	54,137	61,777	61,777	57,596	59,854	59,854
Internal Support	50,070	54,137	61,777	61,777	57,596	59,854	59,854
Grand Total Expenditures	761,310	761,310	786,687	786,687	688,542	690,800	690,800

Fund:	27420 - PSP and COPS Program	OAKLAND COUNTY, MICHIGAN					
		FY2015 AND FY2016 AND FY2017 Adopted Budget					

Account Number/Description	FY 2013 Actual	FY 2014			FY 2015 Adopted	FY 2016 Adopted	FY 2017 Adopted
		Adopted Budget	Amended Budget As Of 6/30	Estimated Actual			

Revenues

<u>Revenue</u>							
<u>Federal Grants</u>							
610314	Federal Capital Grants	201,646	0	0	0	0	0
		201,646	0	0	0	0	0
Revenue		201,646	0	0	0	0	0
Grand Total Revenues		201,646	0	0	0	0	0

Expenditures

<u>Operating Expenses</u>							
<u>Contractual Services</u>							
731458	Professional Services	201,646	0	0	0	0	0
		201,646	0	0	0	0	0
Operating Expenses		201,646	0	0	0	0	0
Grand Total Expenditures		201,646	0	0	0	0	0

Fund:	29701 - Community Develop Block Grants	OAKLAND COUNTY, MICHIGAN					
		FY2015 AND FY2016 AND FY2017 Adopted Budget					

Account Number/Description	FY 2013 Actual	FY 2014			FY 2015 Adopted	FY 2016 Adopted	FY 2017 Adopted
		Adopted Budget	Amended Budget As Of 6/30	Estimated Actual			
Revenues							
Revenue							
Federal Grants							
610313 Federal Operating Grants	4,509,786	4,129,243	4,129,243	3,640,106	5,131,969	5,131,969	5,131,969
	4,509,786	4,129,243	4,129,243	3,640,106	5,131,969	5,131,969	5,131,969
Charges for Services							
631617 Program Income	760,667	500,000	500,000	261,247	500,000	500,000	500,000
	760,667	500,000	500,000	261,247	500,000	500,000	500,000
Investment Income							
	0	0	0	0	0	0	0
Revenue	5,270,453	4,629,243	4,629,243	3,901,353	5,631,969	5,631,969	5,631,969
Grand Total Revenues	5,270,453	4,629,243	4,629,243	3,901,353	5,631,969	5,631,969	5,631,969

Expenditures

Personnel							
Salaries							
702010 Salaries Regular	669,047	968,188	968,188	566,809	1,570,943	1,570,943	1,570,943
702030 Holiday	46,609	0	0	33,462	0	0	0
702050 Annual Leave	79,306	0	0	47,155	0	0	0
702080 Sick Leave	19,383	0	0	20,568	0	0	0
702120 Jury Duty	113	0	0	0	0	0	0
702140 Other Miscellaneous Salaries	7,000	0	0	0	0	0	0
702200 Death Leave	1,286	0	0	1,050	0	0	0
702240 Salary Adjustments	(10,001)	84,612	84,612	(18,870)	84,612	84,612	84,612
712020 Overtime	577	0	0	568	0	0	0
	813,320	1,052,800	1,052,800	650,742	1,655,555	1,655,555	1,655,555
Fringe Benefits							
722740 Fringe Benefits	0	(57,112)	(57,112)	0	(57,112)	(57,112)	(57,112)
722750 Workers Compensation	2,360	3,595	3,595	1,807	3,595	3,595	3,595
722760 Group Life	2,614	4,374	4,374	1,946	4,374	4,374	4,374
722770 Retirement	325,722	386,723	386,723	221,258	386,723	386,723	386,723
722780 Hospitalization	176,725	182,201	182,201	133,844	182,201	182,201	182,201
722790 Social Security	64,703	97,798	97,798	48,280	97,798	97,798	97,798
722800 Dental	11,526	20,669	20,669	8,784	20,669	20,669	20,669
722810 Disability	12,611	4,908	4,908	9,342	4,908	4,908	4,908
722820 Unemployment Insurance	3,258	2,578	2,578	2,113	2,578	2,578	2,578

Fund:	29701 - Community Develop Block Grants	OAKLAND COUNTY, MICHIGAN					
		FY2015 AND FY2016 AND FY2017 Adopted Budget					

Account Number/Description	FY 2013 Actual	FY 2014			FY 2015 Adopted	FY 2016 Adopted	FY 2017 Adopted
		Adopted Budget	Amended Budget As Of 6/30	Estimated Actual			
722850 Optical	968	1,480	1,480	793	1,480	1,480	1,480
722900 Fringe Benefit Adjustments	(47,595)	(30,667)	(30,667)	(12,580)	371,169	371,169	371,169
	552,893	616,547	616,547	415,587	1,018,383	1,018,383	1,018,383
Personnel	1,366,213	1,669,347	1,669,347	1,066,329	2,673,938	2,673,938	2,673,938

Operating Expenses

Contractual Services

730037 Adj Prior Years Exp	0	0	0	(37,562)	0	0	0
730044 Adj Prior Years Revenue	37,562	0	0	0	0	0	0
730072 Advertising	10,750	1,000	1,000	2,259	1,000	1,000	1,000
730137 Battered and Abused Spouses	26,701	0	0	52,679	0	0	0
730310 Code Enforcement	373,014	0	0	221,665	0	0	0
730345 Clearance and Demolition	52,213	0	0	354,001	0	0	0
730373 Contracted Services	29,125	34,831	34,831	14,024	34,831	34,831	34,831
730535 Disabled Services	2,718	0	0	4,758	0	0	0
730541 Downtown Revitalization	76,594	0	0	0	0	0	0
730571 Emergency Services	58,615	0	0	32,484	0	0	0
730646 Equipment Maintenance	570	0	0	0	0	0	0
730733 Fire Station Equipment	28,254	0	0	10,583	0	0	0
730744 Flood Drain Improvements	313,197	0	0	269,592	0	0	0
730789 General Program Administration	50,658	0	0	3,573	0	0	0
730880 Housekeeping Services	3,781	0	0	0	0	0	0
730898 Housing Rehabilitation	548,400	0	0	577,343	0	0	0
730905 Housing Rehab-Recycled Payback	760,667	500,000	500,000	261,247	500,000	500,000	500,000
730982 Interpreter Fees	415	0	0	0	0	0	0
731213 Membership Dues	3,325	1,000	1,000	3,325	1,000	1,000	1,000
731227 Minor Home Repair	524,466	0	0	368,281	0	0	0
731332 Parks-Recreational Facilities	89,275	0	0	23,353	0	0	0
731339 Periodicals Books Publ Sub	1,300	0	0	144	0	0	0
731346 Personal Mileage	12,051	21,213	21,213	10,940	21,213	21,213	21,213
731360 Planning	22,475	0	0	2,776	0	0	0
731388 Printing	10,381	2,000	2,000	5,433	2,000	2,000	2,000
731521 Public Services	0	2,247,064	2,247,064	0	2,253,664	2,253,664	2,253,664
731591 Register of Deeds	5,018	4,387	4,387	3,458	4,387	4,387	4,387
731602 Rehab Publicly Owned Res Bldgs	0	0	0	4,600	0	0	0
731605 Rehabilitation Administration	17,809	11,500	11,500	0	11,500	11,500	11,500
731619 Remove Architectural Barriers	101,450	0	0	112,802	0	0	0
731665 Safety and Repair Services	4,619	0	0	576	0	0	0
731696 Senior Centers	212,943	0	0	90,416	0	0	0
731712 Senior Services	76,307	0	0	78,898	0	0	0

Fund:		29701 - Community Develop Block Grants		OAKLAND COUNTY, MICHIGAN					
				FY2015 AND FY2016 AND FY2017 Adopted Budget					
Account Number/Description		FY 2013 Actual	FY 2014			FY 2015 Adopted	FY 2016 Adopted	FY 2017 Adopted	
			Adopted Budget	Amended Budget As Of 6/30	Estimated Actual				
731745	Sidewalks	24,000	0	0	37,898	0	0	0	
731850	State of Michigan Fees	1,800	0	0	1,500	0	0	0	
731864	Street Improvements	60,855	0	0	0	0	0	0	
731906	Testing Services	78	22,165	22,165	800	22,165	22,165	22,165	
731941	Training	1,214	2,143	2,143	195	2,143	2,143	2,143	
732011	Transportation Service	37,216	0	0	47,918	0	0	0	
732018	Travel and Conference	2,477	930	930	1,345	930	930	930	
732020	Travel Employee Taxable Meals	0	0	0	19	0	0	0	
732114	Water Sewer Improvements	6,695	0	0	0	0	0	0	
732165	Workshops and Meeting	964	598	598	1,292	598	598	598	
732170	Yard Services	151,870	0	0	127,218	0	0	0	
732185	Youth Services	32,629	0	0	21,781	0	0	0	
		3,774,450	2,848,831	2,848,831	2,711,614	2,855,431	2,855,431	2,855,431	
Commodities									
750170	Other Expendable Equipment	297	0	0	0	0	0	0	
750294	Material and Supplies	311	3,810	3,810	58	3,810	3,810	3,810	
750392	Metered Postage	28,449	8,534	8,534	18,733	8,534	8,534	8,534	
750399	Office Supplies	7,172	2,564	2,564	3,408	2,564	2,564	2,564	
		36,229	14,908	14,908	22,199	14,908	14,908	14,908	
Operating Expenses		3,810,678	2,863,739	2,863,739	2,733,813	2,870,339	2,870,339	2,870,339	
Internal Support									
Internal Services									
770631	Bldg Space Cost Allocation	31,750	35,303	35,303	38,579	35,303	35,303	35,303	
770667	Convenience Copier	2,255	3,545	3,545	0	0	0	0	
772618	Equipment Rental	1,680	0	0	1,260	1,680	1,680	1,680	
774636	Info Tech Operations	44,445	30,000	30,000	47,771	23,400	23,400	23,400	
774637	Info Tech Managed Print Svcs	0	0	0	2,984	0	0	0	
774677	Insurance Fund	1,575	4,564	4,564	1,305	4,564	4,564	4,564	
775754	Maintenance Department Charges	251	15,431	15,431	632	15,431	15,431	15,431	
778675	Telephone Communications	11,605	7,314	7,314	8,678	7,314	7,314	7,314	
		93,561	96,157	96,157	101,209	87,692	87,692	87,692	
Internal Support		93,561	96,157	96,157	101,209	87,692	87,692	87,692	
Grand Total Expenditures		5,270,453	4,629,243	4,629,243	3,901,351	5,631,969	5,631,969	5,631,969	

Fund:	29704 - Emergency Shelter Grants	OAKLAND COUNTY, MICHIGAN					
		FY2015 AND FY2016 AND FY2017 Adopted Budget					

Account Number/Description	FY 2013 Actual	FY 2014			FY 2015 Adopted	FY 2016 Adopted	FY 2017 Adopted
		Adopted Budget	Amended Budget As Of 6/30	Estimated Actual			

Revenues

Revenue								
Federal Grants								
610313	Federal Operating Grants	23,457	172,054	172,054	0	0	0	0
		23,457	172,054	172,054	0	0	0	0
Revenue		23,457	172,054	172,054	0	0	0	0
Grand Total Revenues		23,457	172,054	172,054	0	0	0	0

Expenditures

Personnel								
Salaries								
702010	Salaries Regular	(533)	0	0	0	0	0	0
		(533)	0	0	0	0	0	0
Fringe Benefits								
722750	Workers Compensation	2	0	0	0	0	0	0
722760	Group Life	3	0	0	0	0	0	0
722770	Retirement	(327)	0	0	0	0	0	0
722780	Hospitalization	(720)	0	0	0	0	0	0
722790	Social Security	61	0	0	0	0	0	0
722800	Dental	20	0	0	0	0	0	0
722810	Disability	13	0	0	0	0	0	0
722820	Unemployment Insurance	3	0	0	0	0	0	0
722850	Optical	2	0	0	0	0	0	0
		(944)	0	0	0	0	0	0
Personnel		(1,477)	0	0	0	0	0	0
Operating Expenses								
Contractual Services								
730842	Haven	0	172,054	172,054	0	0	0	0
731374	Lighthouse PATH	14,110	0	0	0	0	0	0
731675	Common Ground Sanctuary	10,823	0	0	0	0	0	0
		24,933	172,054	172,054	0	0	0	0
Operating Expenses		24,933	172,054	172,054	0	0	0	0
Grand Total Expenditures		23,457	172,054	172,054	0	0	0	0

Fund:	29711 - Home Investment Partner Grants	OAKLAND COUNTY, MICHIGAN					
		FY2015 AND FY2016 AND FY2017 Adopted Budget					

Account Number/Description	FY 2013 Actual	FY 2014			FY 2015 Adopted	FY 2016 Adopted	FY 2017 Adopted
		Adopted Budget	Amended Budget As Of 6/30	Estimated Actual			

Revenues

<u>Revenue</u>								
<u>Federal Grants</u>								
610313	Federal Operating Grants	505,546	1,698,916	1,698,916	1,174,001	2,238,784	2,238,784	2,238,784
		505,546	1,698,916	1,698,916	1,174,001	2,238,784	2,238,784	2,238,784
<u>Other Intergovern. Revenues</u>								
625558	Local Match	0	382,256	382,256	0	503,727	503,727	503,727
		0	382,256	382,256	0	503,727	503,727	503,727
<u>Charges for Services</u>								
631617	Program Income	405,452	300,000	300,000	529,465	600,000	600,000	600,000
		405,452	300,000	300,000	529,465	600,000	600,000	600,000
<u>Investment Income</u>								
		0	0	0	0	0	0	0
		910,998	2,381,172	2,381,172	1,703,466	3,342,511	3,342,511	3,342,511
<u>Revenue</u>								
<u>Other Financing Sources</u>								
<u>Transfers In</u>								
695500	Transfers In	332,129	0	0	0	0	0	0
		332,129	0	0	0	0	0	0
		332,129	0	0	0	0	0	0
<u>Other Financing Sources</u>								
Grand Total Revenues		1,243,127	2,381,172	2,381,172	1,703,466	3,342,511	3,342,511	3,342,511

Expenditures

<u>Personnel</u>								
<u>Salaries</u>								
702010	Salaries Regular	48,824	101,936	101,936	48,317	425,857	425,857	425,857
702030	Holiday	946	0	0	3,492	0	0	0
702050	Annual Leave	3,167	0	0	4,715	0	0	0
702080	Sick Leave	576	0	0	1,047	0	0	0
712020	Overtime	0	0	0	251	0	0	0
		53,513	101,936	101,936	57,822	425,857	425,857	425,857
<u>Fringe Benefits</u>								
722740	Fringe Benefits	0	67,956	67,956	0	67,956	67,956	67,956
722750	Workers Compensation	117	0	0	126	0	0	0
722760	Group Life	160	0	0	175	0	0	0
722770	Retirement	18,167	0	0	18,740	0	0	0

Fund:	29711 - Home Investment Partner Grants	OAKLAND COUNTY, MICHIGAN
		FY2015 AND FY2016 AND FY2017 Adopted Budget

Account Number/Description	FY 2013 Actual	FY 2014			FY 2015 Adopted	FY 2016 Adopted	FY 2017 Adopted
		Adopted Budget	Amended Budget As Of 6/30	Estimated Actual			
722780 Hospitalization	8,277	0	0	9,120	0	0	0
722790 Social Security	3,926	0	0	4,255	0	0	0
722800 Dental	612	0	0	687	0	0	0
722810 Disability	754	0	0	821	0	0	0
722820 Unemployment Insurance	192	0	0	180	0	0	0
722850 Optical	34	0	0	41	0	0	0
722900 Fringe Benefit Adjustments	0	0	0	0	215,947	215,947	215,947
	32,238	67,956	67,956	34,145	283,903	283,903	283,903
Personnel	85,752	169,892	169,892	91,967	709,760	709,760	709,760
Operating Expenses							
Contractual Services							
730261 CHDO Match	11,897	63,709	63,709	24,505	83,955	83,955	83,955
730268 CHDO Paybacks	0	0	0	21,719	0	0	0
730275 CHDO Rehab	39,998	254,837	254,837	536,335	254,837	254,837	254,837
730884 Housing Rehab Match	165,971	318,547	318,547	173,834	419,772	419,772	419,772
730891 Housing Rehab Special	379,796	1,274,187	1,274,187	523,979	1,274,187	1,274,187	1,274,187
730905 Housing Rehab-Recycled Payback	405,452	300,000	300,000	529,465	600,000	600,000	600,000
	1,003,114	2,211,280	2,211,280	1,809,837	2,632,751	2,632,751	2,632,751
Operating Expenses	1,003,114	2,211,280	2,211,280	1,809,837	2,632,751	2,632,751	2,632,751
Grand Total Expenditures	1,088,866	2,381,172	2,381,172	1,901,804	3,342,511	3,342,511	3,342,511

Fund:	29712 - Home Inv Partner Act Pontiac	OAKLAND COUNTY, MICHIGAN					
		FY2015 AND FY2016 AND FY2017 Adopted Budget					

Account Number/Description	FY 2013 Actual	FY 2014			FY 2015 Adopted	FY 2016 Adopted	FY 2017 Adopted
		Adopted Budget	Amended Budget As Of 6/30	Estimated Actual			
Revenues							
Revenue							
Federal Grants							
610313 Federal Operating Grants	642,219	0	0	324,852	0	0	0
	642,219	0	0	324,852	0	0	0
Investment Income							
	0	0	0	0	0	0	0
Revenue	642,219	0	0	324,852	0	0	0
Grand Total Revenues	642,219	0	0	324,852	0	0	0

Expenditures							
Operating Expenses							
Contractual Services							
730891 Housing Rehab Special	642,219	0	0	324,852	0	0	0
	642,219	0	0	324,852	0	0	0
Operating Expenses	642,219	0	0	324,852	0	0	0
Grand Total Expenditures	642,219	0	0	324,852	0	0	0

Fund:	29706 - Housing Counseling Grants	OAKLAND COUNTY, MICHIGAN					
		FY2015 AND FY2016 AND FY2017 Adopted Budget					

Account Number/Description	FY 2013 Actual	FY 2014			FY 2015 Adopted	FY 2016 Adopted	FY 2017 Adopted
		Adopted Budget	Amended Budget As Of 6/30	Estimated Actual			

Revenues

<u>Revenue</u>								
<u>Federal Grants</u>								
610313	Federal Operating Grants	42,513	55,976	55,976	17,798	55,976	55,976	55,976
		42,513	55,976	55,976	17,798	55,976	55,976	55,976
Revenue		42,513	55,976	55,976	17,798	55,976	55,976	55,976
Grand Total Revenues		42,513	55,976	55,976	17,798	55,976	55,976	55,976

Expenditures

<u>Personnel</u>								
<u>Salaries</u>								
702010	Salaries Regular	19,360	39,671	39,671	9,537	39,671	39,671	39,671
702030	Holiday	2,388	0	0	541	0	0	0
702050	Annual Leave	663	0	0	406	0	0	0
702080	Sick Leave	1,327	0	0	178	0	0	0
702140	Other Miscellaneous Salaries	1,500	0	0	0	0	0	0
712020	Overtime	299	0	0	0	0	0	0
		25,537	39,671	39,671	10,662	39,671	39,671	39,671
Fringe Benefits		0	16,305	16,305	0	16,305	16,305	16,305
722740	Fringe Benefits	0	16,305	16,305	0	16,305	16,305	16,305
722750	Workers Compensation	145	0	0	46	0	0	0
722760	Group Life	104	0	0	33	0	0	0
722770	Retirement	6,715	0	0	3,863	0	0	0
722780	Hospitalization	6,378	0	0	2,056	0	0	0
722790	Social Security	2,594	0	0	805	0	0	0
722800	Dental	368	0	0	124	0	0	0
722810	Disability	491	0	0	157	0	0	0
722820	Unemployment Insurance	127	0	0	35	0	0	0
722850	Optical	50	0	0	17	0	0	0
		16,971	16,305	16,305	7,136	16,305	16,305	16,305
Personnel		42,508	55,976	55,976	17,798	55,976	55,976	55,976
<u>Operating Expenses</u>								
<u>Contractual Services</u>								
731346	Personal Mileage	5	0	0	0	0	0	0
		5	0	0	0	0	0	0
Operating Expenses		5	0	0	0	0	0	0

Fund:	29706 - Housing Counseling Grants	OAKLAND COUNTY, MICHIGAN				
		FY2015 AND FY2016 AND FY2017 Adopted Budget				

Account Number/Description	FY 2013 Actual	FY 2014			FY 2015 Adopted	FY 2016 Adopted	FY 2017 Adopted
		Adopted Budget	Amended Budget As Of 6/30	Estimated Actual			
Grand Total Expenditures	42,513	55,976	55,976	17,798	55,976	55,976	55,976

Fund:	29725 - MSHDA COUNSELING	OAKLAND COUNTY, MICHIGAN					
		FY2015 AND FY2016 AND FY2017 Adopted Budget					

Account Number/Description	FY 2013 Actual	FY 2014			FY 2015 Adopted	FY 2016 Adopted	FY 2017 Adopted
		Adopted Budget	Amended Budget As Of 6/30	Estimated Actual			

Revenues

<u>Revenue</u>								
<u>State Grants</u>								
615571	State Operating Grants	118,988	84,000	84,000	31,450	84,000	84,000	84,000
		118,988	84,000	84,000	31,450	84,000	84,000	84,000
Revenue		118,988	84,000	84,000	31,450	84,000	84,000	84,000
Grand Total Revenues		118,988	84,000	84,000	31,450	84,000	84,000	84,000

Expenditures

<u>Personnel</u>								
<u>Salaries</u>								
702240	Salary Adjustments	71,393	53,333	53,333	18,870	53,333	53,333	53,333
		71,393	53,333	53,333	18,870	53,333	53,333	53,333
	<u>Fringe Benefits</u>							
722900	Fringe Benefit Adjustments	47,595	30,667	30,667	12,580	30,667	30,667	30,667
		47,595	30,667	30,667	12,580	30,667	30,667	30,667
Personnel		118,988	84,000	84,000	31,450	84,000	84,000	84,000
Grand Total Expenditures		118,988	84,000	84,000	31,450	84,000	84,000	84,000

Fund:	29723 - MSHDA NFMC	OAKLAND COUNTY, MICHIGAN					
		FY2015 AND FY2016 AND FY2017 Adopted Budget					

Account Number/Description	FY 2013 Actual	FY 2014			FY 2015 Adopted	FY 2016 Adopted	FY 2017 Adopted
		Adopted Budget	Amended Budget As Of 6/30	Estimated Actual			

Revenues

<u>Revenue</u>								
<u>State Grants</u>								
615571	State Operating Grants	1,820	0	0	10,200	6,600	6,600	6,600
		1,820	0	0	10,200	6,600	6,600	6,600
Revenue		1,820	0	0	10,200	6,600	6,600	6,600
Grand Total Revenues		1,820	0	0	10,200	6,600	6,600	6,600

Expenditures

<u>Operating Expenses</u>								
<u>Contractual Services</u>								
731388	Printing	0	0	0	2,089	0	0	0
		0	0	0	2,089	0	0	0
Operating Expenses		0	0	0	2,089	0	0	0
<u>Internal Support</u>								
<u>Internal Services</u>								
770631	Bldg Space Cost Allocation	0	0	0	3,921	0	0	0
774636	Info Tech Operations	0	0	0	6,010	6,600	6,600	6,600
		0	0	0	9,931	6,600	6,600	6,600
Internal Support		0	0	0	9,931	6,600	6,600	6,600
Grand Total Expenditures		0	0	0	12,020	6,600	6,600	6,600

Fund:	29730 - Neighborhood Stblztn Program	OAKLAND COUNTY, MICHIGAN				
		FY2015 AND FY2016 AND FY2017 Adopted Budget				

Account Number/Description	FY 2013 Actual	FY 2014			FY 2015 Adopted	FY 2016 Adopted	FY 2017 Adopted
		Adopted Budget	Amended Budget As Of 6/30	Estimated Actual			
Revenues							
Revenue							
Federal Grants							
610313 Federal Operating Grants	59,714	298,521	298,521	0	298,521	298,521	298,521
	59,714	298,521	298,521	0	298,521	298,521	298,521
Charges for Services							
631617 Program Income	815,484	0	0	997,574	0	0	0
	815,484	0	0	997,574	0	0	0
Revenue	875,199	298,521	298,521	997,574	298,521	298,521	298,521
Grand Total Revenues	875,199	298,521	298,521	997,574	298,521	298,521	298,521

Expenditures

Personnel							
Salaries							
702010 Salaries Regular	87,808	91,752	91,752	73,781	91,752	91,752	91,752
702030 Holiday	1,335	0	0	4,498	0	0	0
702050 Annual Leave	7,950	0	0	6,972	0	0	0
702080 Sick Leave	908	0	0	1,968	0	0	0
	98,001	91,752	91,752	87,219	91,752	91,752	91,752
Fringe Benefits							
722740 Fringe Benefits	0	206,769	206,769	0	206,769	206,769	206,769
722750 Workers Compensation	271	0	0	262	0	0	0
722760 Group Life	301	0	0	290	0	0	0
722770 Retirement	34,615	0	0	25,220	0	0	0
722780 Hospitalization	22,096	0	0	20,963	0	0	0
722790 Social Security	7,248	0	0	6,988	0	0	0
722800 Dental	1,497	0	0	1,412	0	0	0
722810 Disability	1,420	0	0	1,365	0	0	0
722820 Unemployment Insurance	361	0	0	301	0	0	0
722850 Optical	103	0	0	106	0	0	0
	67,914	206,769	206,769	56,907	206,769	206,769	206,769
Personnel	165,915	298,521	298,521	144,126	298,521	298,521	298,521
Operating Expenses							
Contractual Services							
730005 Acquisition Demo 120	(6,134)	0	0	0	0	0	0
730006 Acquisition Rehab Resale 50	23,589	0	0	0	0	0	0

Fund:	29730 - Neighborhood Stblztn Program	OAKLAND COUNTY, MICHIGAN						
		FY2015 AND FY2016 AND FY2017 Adopted Budget						

Account Number/Description	FY 2013 Actual	FY 2014			FY 2015 Adopted	FY 2016 Adopted	FY 2017 Adopted
		Adopted Budget	Amended Budget As Of 6/30	Estimated Actual			
730007 Acquisition Rehab Resale 120	63,917	0	0	0	0	0	0
730008 Acquisition Rehab Resale PI	10,643	0	0	557,801	0	0	0
730373 Contracted Services	3,952	0	0	1,300	0	0	0
730510 Demolition - PI	1,370	0	0	0	0	0	0
730860 Homebuyer Assistance	176,977	0	0	276,394	0	0	0
730898 Housing Rehabilitation	61,339	0	0	14,195	0	0	0
731346 Personal Mileage	2,187	0	0	1,953	0	0	0
731572 Redevelopment 50	3,300	0	0	0	0	0	0
731574 Redevelopment - Housing PI	152,774	0	0	1,807	0	0	0
731575 Redevelopment - Public Fac PI	175,370	0	0	0	0	0	0
	669,285	0	0	853,450	0	0	0
Operating Expenses	669,285	0	0	853,450	0	0	0
Internal Support							
Internal Services							
770631 Bldg Space Cost Allocation	16,306	0	0	0	0	0	0
770667 Convenience Copier	1,182	0	0	0	0	0	0
774636 Info Tech Operations	21,578	0	0	0	0	0	0
774677 Insurance Fund	806	0	0	0	0	0	0
775754 Maintenance Department Charges	127	0	0	0	0	0	0
	39,999	0	0	0	0	0	0
Internal Support	39,999	0	0	0	0	0	0
Grand Total Expenditures	875,199	298,521	298,521	997,576	298,521	298,521	298,521

Fund:	29729 - Neighborhood Stblztn Program 3	OAKLAND COUNTY, MICHIGAN				
		FY2015 AND FY2016 AND FY2017 Adopted Budget				

Account Number/Description	FY 2013 Actual	FY 2014			FY 2015 Adopted	FY 2016 Adopted	FY 2017 Adopted	
		Adopted Budget	Amended Budget As Of 6/30	Estimated Actual				
Revenues								
Revenue								
Federal Grants								
610313	Federal Operating Grants	800,749	0	0	488,332	0	0	0
		800,749	0	0	488,332	0	0	0
		800,749	0	0	488,332	0	0	0
	Grand Total Revenues	800,749	0	0	488,332	0	0	0

Expenditures								
Personnel								
Salaries								
702010	Salaries Regular	112,573	0	0	1,046	0	0	0
702030	Holiday	2,190	0	0	0	0	0	0
702050	Annual Leave	8,336	0	0	0	0	0	0
702080	Sick Leave	2,564	0	0	0	0	0	0
702140	Other Miscellaneous Salaries	500	0	0	0	0	0	0
		126,163	0	0	1,046	0	0	0
Fringe Benefits								
722750	Workers Compensation	284	0	0	0	0	0	0
722760	Group Life	305	0	0	0	0	0	0
722770	Retirement	4,925	0	0	(13)	0	0	0
722780	Hospitalization	23,938	0	0	9	0	0	0
722790	Social Security	7,288	0	0	2	0	0	0
722800	Dental	1,667	0	0	1	0	0	0
722810	Disability	1,435	0	0	0	0	0	0
722820	Unemployment Insurance	364	0	0	0	0	0	0
722850	Optical	109	0	0	0	0	0	0
		40,314	0	0	(1)	0	0	0
	Personnel	166,477	0	0	1,045	0	0	0
Operating Expenses								
Contractual Services								
730005	Acquisition Demo 120	143,057	0	0	18,606	0	0	0
730006	Acquisition Rehab Resale 50	52,595	0	0	467,405	0	0	0
730373	Contracted Services	4,347	0	0	0	0	0	0
730860	Homebuyer Assistance	303,437	0	0	0	0	0	0
730898	Housing Rehabilitation	119,066	0	0	1,275	0	0	0

Fund:	29729 - Neighborhood Stblztn Program 3	OAKLAND COUNTY, MICHIGAN					
		FY2015 AND FY2016 AND FY2017 Adopted Budget					

Account Number/Description	FY 2013 Actual	FY 2014			FY 2015 Adopted	FY 2016 Adopted	FY 2017 Adopted
		Adopted Budget	Amended Budget As Of 6/30	Estimated Actual			
731346 Personal Mileage	915	0	0	0	0	0	0
	623,417	0	0	487,286	0	0	0
Operating Expenses	623,417	0	0	487,286	0	0	0
Internal Support							
Internal Services							
770631 Bldg Space Cost Allocation	4,543	0	0	0	0	0	0
770667 Convenience Copier	375	0	0	0	0	0	0
774636 Info Tech Operations	5,685	0	0	0	0	0	0
774677 Insurance Fund	219	0	0	0	0	0	0
775754 Maintenance Department Charges	32	0	0	0	0	0	0
	10,855	0	0	0	0	0	0
Internal Support	10,855	0	0	0	0	0	0
Grand Total Expenditures	800,749	0	0	488,331	0	0	0

Fund:	29709 - NSP3 Pontiac	OAKLAND COUNTY, MICHIGAN					
		FY2015 AND FY2016 AND FY2017 Adopted Budget					

Account Number/Description	FY 2013 Actual	FY 2014			FY 2015 Adopted	FY 2016 Adopted	FY 2017 Adopted
		Adopted Budget	Amended Budget As Of 6/30	Estimated Actual			
Revenues							
Revenue							
Federal Grants							
610313 Federal Operating Grants	16,409	0	0	145,760	0	0	0
	16,409	0	0	145,760	0	0	0
Investment Income							
	0	0	0	0	0	0	0
Revenue	16,409	0	0	145,760	0	0	0
Grand Total Revenues	16,409	0	0	145,760	0	0	0

Expenditures

Personnel							
Salaries							
702010 Salaries Regular	(6,879)	0	0	29,211	0	0	0
702030 Holiday	0	0	0	1,859	0	0	0
702050 Annual Leave	427	0	0	2,962	0	0	0
702080 Sick Leave	26	0	0	497	0	0	0
	(6,425)	0	0	34,529	0	0	0
Fringe Benefits							
722750 Workers Compensation	19	0	0	107	0	0	0
722760 Group Life	17	0	0	109	0	0	0
722770 Retirement	16,681	0	0	13,133	0	0	0
722780 Hospitalization	1,596	0	0	9,990	0	0	0
722790 Social Security	384	0	0	2,452	0	0	0
722800 Dental	117	0	0	757	0	0	0
722810 Disability	79	0	0	513	0	0	0
722820 Unemployment Insurance	19	0	0	109	0	0	0
722850 Optical	7	0	0	57	0	0	0
	18,918	0	0	27,227	0	0	0
Personnel	12,493	0	0	61,756	0	0	0
Operating Expenses							
Contractual Services							
730005 Acquisition Demo 120	3,916	0	0	27,964	0	0	0
730006 Acquisition Rehab Resale 50	0	0	0	56,038	0	0	0
	3,916	0	0	84,002	0	0	0
Operating Expenses	3,916	0	0	84,002	0	0	0

Fund:	29709 - NSP3 Pontiac	OAKLAND COUNTY, MICHIGAN				
		FY2015 AND FY2016 AND FY2017 Adopted Budget				

Account Number/Description	FY 2013 Actual	FY 2014			FY 2015 Adopted	FY 2016 Adopted	FY 2017 Adopted
		Adopted Budget	Amended Budget As Of 6/30	Estimated Actual			
Grand Total Expenditures	16,409	0	0	145,758	0	0	0

Fund:	29724 - MSHDA NMS	OAKLAND COUNTY, MICHIGAN					
		FY2015 AND FY2016 AND FY2017 Adopted Budget					

Account Number/Description	FY 2013 Actual	FY 2014			FY 2015 Adopted	FY 2016 Adopted	FY 2017 Adopted
		Adopted Budget	Amended Budget As Of 6/30	Estimated Actual			
Revenues							
Revenue							
State Grants							
615571 State Operating Grants	100,000	175,100	175,100	75,100	0	0	0
	100,000	175,100	175,100	75,100	0	0	0
Revenue	100,000	175,100	175,100	75,100	0	0	0
Grand Total Revenues	100,000	175,100	175,100	75,100	0	0	0

Expenditures

Personnel							
Salaries							
702010 Salaries Regular	1,381	84,108	84,108	76,516	0	0	0
702030 Holiday	0	0	0	4,470	0	0	0
702050 Annual Leave	0	0	0	4,666	0	0	0
702080 Sick Leave	0	0	0	2,712	0	0	0
702200 Death Leave	0	0	0	48	0	0	0
712020 Overtime	0	0	0	152	0	0	0
	1,381	84,108	84,108	88,564	0	0	0
Fringe Benefits							
722740 Fringe Benefits	0	56,073	56,073	0	0	0	0
722750 Workers Compensation	6	0	0	322	0	0	0
722760 Group Life	4	0	0	266	0	0	0
722770 Retirement	523	0	0	35,315	0	0	0
722780 Hospitalization	405	0	0	23,829	0	0	0
722790 Social Security	102	0	0	7,017	0	0	0
722800 Dental	29	0	0	1,815	0	0	0
722810 Disability	20	0	0	1,379	0	0	0
722820 Unemployment Insurance	4	0	0	305	0	0	0
722850 Optical	2	0	0	127	0	0	0
	1,094	56,073	56,073	70,375	0	0	0
Personnel	2,475	140,181	140,181	158,939	0	0	0
Operating Expenses							
Contractual Services							
730072 Advertising	0	17,000	17,000	5,497	0	0	0
730373 Contracted Services	0	3,000	3,000	3,000	0	0	0
731346 Personal Mileage	0	0	0	943	0	0	0

Fund:	29724 - MSHDA NMS	OAKLAND COUNTY, MICHIGAN					
		FY2015 AND FY2016 AND FY2017 Adopted Budget					

Account Number/Description	FY 2013 Actual	FY 2014			FY 2015 Adopted	FY 2016 Adopted	FY 2017 Adopted
		Adopted Budget	Amended Budget As Of 6/30	Estimated Actual			
731388 Printing	0	0	0	574	0	0	0
731941 Training	0	2,800	2,800	0	0	0	0
	0	22,800	22,800	10,014	0	0	0
Operating Expenses	0	22,800	22,800	10,014	0	0	0
Internal Support							
Internal Services							
770631 Bldg Space Cost Allocation	0	0	0	3,672	0	0	0
774636 Info Tech Operations	0	12,119	12,119	0	0	0	0
	0	12,119	12,119	3,672	0	0	0
Internal Support	0	12,119	12,119	3,672	0	0	0
Grand Total Expenditures	2,475	175,100	175,100	172,625	0	0	0

Fund:	29529 - Child Lead Poisoning	OAKLAND COUNTY, MICHIGAN				
		FY2015 AND FY2016 AND FY2017 Adopted Budget				

Account Number/Description	FY 2013 Actual	FY 2014			FY 2015 Adopted	FY 2016 Adopted	FY 2017 Adopted
		Adopted Budget	Amended Budget As Of 6/30	Estimated Actual			

Revenues

<u>Revenue</u>								
<u>Federal Grants</u>								
610313	Federal Operating Grants	5,000	0	5,000	5,000	0	0	0
		5,000	0	5,000	5,000	0	0	0
Revenue		5,000	0	5,000	5,000	0	0	0
Grand Total Revenues		5,000	0	5,000	5,000	0	0	0

Expenditures

<u>Personnel</u>								
<u>Salaries</u>								
702010	Salaries Regular	1,531	0	1,869	1,869	0	0	0
		1,531	0	1,869	1,869	0	0	0
Fringe Benefits								
722740	Fringe Benefits	0	0	1,131	1,131	0	0	0
722750	Workers Compensation	44	0	0	0	0	0	0
722760	Group Life	5	0	0	0	0	0	0
722770	Retirement	616	0	0	0	0	0	0
722780	Hospitalization	148	0	0	0	0	0	0
722790	Social Security	118	0	0	0	0	0	0
722800	Dental	10	0	0	0	0	0	0
722810	Disability	23	0	0	0	0	0	0
722820	Unemployment Insurance	6	0	0	0	0	0	0
722850	Optical	1	0	0	0	0	0	0
		970	0	1,131	1,131	0	0	0
Personnel		2,501	0	3,000	3,000	0	0	0
<u>Operating Expenses</u>								
<u>Contractual Services</u>								
730065	Administrative Overhead	2,038	0	0	0	0	0	0
730926	Indirect Costs	0	0	280	280	0	0	0
731346	Personal Mileage	49	0	275	275	0	0	0
731388	Printing	59	0	1,200	1,200	0	0	0
		2,146	0	1,755	1,755	0	0	0
<u>Commodities</u>								
750399	Office Supplies	0	0	100	100	0	0	0
750567	Training-Educational Supplies	353	0	120	120	0	0	0

Fund:	29529 - Child Lead Poisoning	OAKLAND COUNTY, MICHIGAN				
		FY2015 AND FY2016 AND FY2017 Adopted Budget				

Account Number/Description	FY 2013 Actual	FY 2014			FY 2015 Adopted	FY 2016 Adopted	FY 2017 Adopted
		Adopted Budget	Amended Budget As Of 6/30	Estimated Actual			
	353	0	220	220	0	0	0
Operating Expenses	2,499	0	1,975	1,975	0	0	0
Internal Support							
<u>Internal Services</u>							
774677 Insurance Fund	0	0	25	25	0	0	0
	0	0	25	25	0	0	0
Internal Support	0	0	25	25	0	0	0
Grand Total Expenditures	5,000	0	5,000	5,000	0	0	0

Fund:	28014 - Second Chance Grant	OAKLAND COUNTY, MICHIGAN					
		FY2015 AND FY2016 AND FY2017 Adopted Budget					

Account Number/Description	FY 2013 Actual	FY 2014			FY 2015 Adopted	FY 2016 Adopted	FY 2017 Adopted
		Adopted Budget	Amended Budget As Of 6/30	Estimated Actual			

Revenues

<u>Revenue</u>							
<u>Federal Grants</u>							
610313	Federal Operating Grants	2,048	0	0	0	0	0
		2,048	0	0	0	0	0
	Revenue	2,048	0	0	0	0	0
	Grand Total Revenues	2,048	0	0	0	0	0

Expenditures

<u>Operating Expenses</u>							
<u>Contractual Services</u>							
		0	0	0	0	0	0
<u>Commodities</u>							
750154	Expendable Equipment	2,048	0	0	0	0	0
		2,048	0	0	0	0	0
	Operating Expenses	2,048	0	0	0	0	0
<u>Internal Support</u>							
<u>Internal Services</u>							
		0	0	0	0	0	0
	Internal Support	0	0	0	0	0	0
	Grand Total Expenditures	2,048	0	0	0	0	0

Fund:	28565 - CMH OSAS Medicaid	OAKLAND COUNTY, MICHIGAN					
		FY2015 AND FY2016 AND FY2017 Adopted Budget					

Account Number/Description	FY 2013 Actual	FY 2014			FY 2015 Adopted	FY 2016 Adopted	FY 2017 Adopted	
		Adopted Budget	Amended Budget As Of 6/30	Estimated Actual				
Revenues								
Revenue								
Federal Grants								
610313	Federal Operating Grants	2,597,815	1,460,580	1,460,580	1,460,580	0	0	0
		2,597,815	1,460,580	1,460,580	1,460,580	0	0	0
State Grants								
615571	State Operating Grants	0	739,420	739,420	739,420	0	0	0
		0	739,420	739,420	739,420	0	0	0
Other Revenues								
670513	Prior Years Revenue	2,185	0	0	0	0	0	0
		2,185	0	0	0	0	0	0
Revenue		2,600,000	2,200,000	2,200,000	2,200,000	0	0	0
Grand Total Revenues		2,600,000	2,200,000	2,200,000	2,200,000	0	0	0

Expenditures								
Personnel								
Salaries								
702010	Salaries Regular	188,233	216,249	216,249	216,249	0	0	0
702030	Holiday	10,720	0	0	0	0	0	0
702050	Annual Leave	15,296	0	0	0	0	0	0
702080	Sick Leave	6,023	0	0	0	0	0	0
702140	Other Miscellaneous Salaries	2,500	0	0	0	0	0	0
712020	Overtime	454	0	0	0	0	0	0
		223,228	216,249	216,249	216,249	0	0	0
Fringe Benefits								
722740	Fringe Benefits	0	144,571	144,571	144,571	0	0	0
722750	Workers Compensation	493	0	0	0	0	0	0
722760	Group Life	634	0	0	0	0	0	0
722770	Retirement	78,018	0	0	0	0	0	0
722780	Hospitalization	51,602	0	0	0	0	0	0
722790	Social Security	16,459	0	0	0	0	0	0
722800	Dental	3,790	0	0	0	0	0	0
722810	Disability	3,160	0	0	0	0	0	0
722820	Unemployment Insurance	812	0	0	0	0	0	0
722850	Optical	288	0	0	0	0	0	0
		155,257	144,571	144,571	144,571	0	0	0

Fund:	28565 - CMH OSAS Medicaid	OAKLAND COUNTY, MICHIGAN				
		FY2015 AND FY2016 AND FY2017 Adopted Budget				

Account Number/Description	FY 2013 Actual	FY 2014			FY 2015 Adopted	FY 2016 Adopted	FY 2017 Adopted
		Adopted Budget	Amended Budget As Of 6/30	Estimated Actual			
Personnel	378,485	360,820	360,820	360,820	0	0	0
Operating Expenses							
Contractual Services							
730366 Contract Administration	0	40,381	40,381	40,381	0	0	0
730373 Contracted Services	2,240,257	1,768,416	1,768,416	1,768,416	0	0	0
730926 Indirect Costs	31,364	30,383	30,383	30,383	0	0	0
731346 Personal Mileage	296	0	0	0	0	0	0
731388 Printing	121	0	0	0	0	0	0
731437 Prof Svc-Auditing Svc	1,800	0	0	0	0	0	0
	2,273,838	1,839,180	1,839,180	1,839,180	0	0	0
Commodities							
750392 Metered Postage	31	0	0	0	0	0	0
	31	0	0	0	0	0	0
Operating Expenses	2,273,870	1,839,180	1,839,180	1,839,180	0	0	0
Internal Support							
Internal Services							
770631 Bldg Space Cost Allocation	7,213	0	0	0	0	0	0
770667 Convenience Copier	40	0	0	0	0	0	0
774677 Insurance Fund	1,240	0	0	0	0	0	0
778675 Telephone Communications	3,306	0	0	0	0	0	0
	11,798	0	0	0	0	0	0
Internal Support	11,798	0	0	0	0	0	0
Grand Total Expenditures	2,664,152	2,200,000	2,200,000	2,200,000	0	0	0

Fund:	28557 - Health AIDS Counseling	OAKLAND COUNTY, MICHIGAN				
		FY2015 AND FY2016 AND FY2017 Adopted Budget				

Account Number/Description	FY 2013 Actual	FY 2014			FY 2015 Adopted	FY 2016 Adopted	FY 2017 Adopted
		Adopted Budget	Amended Budget As Of 6/30	Estimated Actual			
Revenues							
Revenue							
Federal Grants							
610313	Federal Operating Grants	0	497,900	373,425	373,425	373,425	373,425
		0	497,900	373,425	373,425	373,425	373,425
State Grants							
615571	State Operating Grants	497,900	0	124,475	124,475	124,475	124,475
		497,900	0	124,475	124,475	124,475	124,475
Other Revenues							
670513	Prior Years Revenue	10,614	0	0	0	0	0
		10,614	0	0	0	0	0
Revenue		508,514	497,900	497,900	497,900	497,900	497,900
Grand Total Revenues		508,514	497,900	497,900	497,900	497,900	497,900

Expenditures

Personnel							
Salaries							
702010	Salaries Regular	254,315	280,093	266,196	266,196	272,872	272,872
702030	Holiday	7,461	0	0	0	0	0
702050	Annual Leave	10,047	0	0	0	0	0
702080	Sick Leave	3,356	0	0	0	0	0
702100	Retroactive	230	0	0	0	0	0
702140	Other Miscellaneous Salaries	1,500	0	0	0	0	0
712020	Overtime	1,827	0	0	0	0	0
		278,735	280,093	266,196	266,196	272,872	272,872
Fringe Benefits							
722740	Fringe Benefits	(2,312)	141,477	140,865	140,865	130,250	130,250
722750	Workers Compensation	6,103	0	0	0	0	0
722760	Group Life	502	0	0	0	0	0
722770	Retirement	60,348	0	0	0	0	0
722780	Hospitalization	50,917	0	0	0	0	0
722790	Social Security	15,388	0	0	0	0	0
722800	Dental	3,785	0	0	0	0	0
722810	Disability	2,361	0	0	0	0	0
722820	Unemployment Insurance	1,072	0	0	0	0	0
722850	Optical	281	0	0	0	0	0

Fund:	28557 - Health AIDS Counseling	OAKLAND COUNTY, MICHIGAN					
		FY2015 AND FY2016 AND FY2017 Adopted Budget					

Account Number/Description	FY 2013 Actual	FY 2014			FY 2015 Adopted	FY 2016 Adopted	FY 2017 Adopted
		Adopted Budget	Amended Budget As Of 6/30	Estimated Actual			
	138,444	141,477	140,865	140,865	130,250	130,250	130,250
Personnel	417,180	421,570	407,061	407,061	403,122	403,122	403,122
Operating Expenses							
Contractual Services							
730037 Adj Prior Years Exp	10,614	0	0	0	0	0	0
730065 Administrative Overhead	9,066	0	0	0	0	0	0
730072 Advertising	0	2,870	13,812	13,812	13,812	13,812	13,812
730926 Indirect Costs	39,162	39,353	39,903	39,903	40,904	40,904	40,904
730982 Interpreter Fees	0	400	500	500	1,500	1,500	1,500
731346 Personal Mileage	5,176	5,198	6,198	6,198	6,143	6,143	6,143
731388 Printing	251	700	1,242	1,242	2,500	2,500	2,500
731997 Transportation of Clients	59	0	600	600	600	600	600
732018 Travel and Conference	1,146	300	1,461	1,461	1,461	1,461	1,461
	65,475	48,821	63,716	63,716	66,920	66,920	66,920
Commodities							
750280 Laboratory Supplies	0	400	800	800	800	800	800
750301 Medical Supplies	2,019	2,000	3,000	3,000	3,000	3,000	3,000
750392 Metered Postage	0	200	200	200	200	200	200
750399 Office Supplies	306	200	500	500	750	750	750
	2,325	2,800	4,500	4,500	4,750	4,750	4,750
Operating Expenses	67,800	51,621	68,216	68,216	71,670	71,670	71,670
Internal Support							
Internal Services							
770631 Bldg Space Cost Allocation	7,377	7,724	5,638	5,638	5,638	5,638	5,638
770667 Convenience Copier	180	200	200	200	0	0	0
774636 Info Tech Operations	10,648	11,200	11,200	11,200	11,200	11,200	11,200
774637 Info Tech Managed Print Svcs	0	0	0	0	685	685	685
774677 Insurance Fund	1,398	1,385	1,385	1,385	1,385	1,385	1,385
778675 Telephone Communications	3,932	4,200	4,200	4,200	4,200	4,200	4,200
	23,534	24,709	22,623	22,623	23,108	23,108	23,108
Internal Support	23,534	24,709	22,623	22,623	23,108	23,108	23,108
Grand Total Expenditures	508,514	497,900	497,900	497,900	497,900	497,900	497,900

Fund:	28310 - Hlth Adolescent Screening CPBC	OAKLAND COUNTY, MICHIGAN					
		FY2015 AND FY2016 AND FY2017 Adopted Budget					

Account Number/Description	FY 2013 Actual	FY 2014			FY 2015 Adopted	FY 2016 Adopted	FY 2017 Adopted
		Adopted Budget	Amended Budget As Of 6/30	Estimated Actual			

Revenues

<u>Revenue</u>							
<u>Federal Grants</u>							
610313	Federal Operating Grants	0	73,000	73,000	73,000	73,000	73,000
		0	73,000	73,000	73,000	73,000	73,000
<u>State Grants</u>							
615571	State Operating Grants	73,000	0	0	0	0	0
		73,000	0	0	0	0	0
<u>Other Revenues</u>							
670513	Prior Years Revenue	359	0	0	0	0	0
		359	0	0	0	0	0
Revenue		73,359	73,000	73,000	73,000	73,000	73,000
Grand Total Revenues		73,359	73,000	73,000	73,000	73,000	73,000

Expenditures

<u>Personnel</u>							
<u>Salaries</u>							
702010	Salaries Regular	29,134	37,303	37,296	37,296	40,127	40,127
702030	Holiday	113	0	0	0	0	0
702050	Annual Leave	56	0	0	0	0	0
702080	Sick Leave	28	0	0	0	0	0
		29,331	37,303	37,296	37,296	40,127	40,127
<u>Fringe Benefits</u>							
722740	Fringe Benefits	0	12,639	16,697	16,697	15,920	15,920
722750	Workers Compensation	563	0	0	0	0	0
722760	Group Life	28	0	0	0	0	0
722770	Retirement	3,651	0	0	0	0	0
722780	Hospitalization	2,789	0	0	0	0	0
722790	Social Security	928	0	0	0	0	0
722800	Dental	209	0	0	0	0	0
722810	Disability	132	0	0	0	0	0
722820	Unemployment Insurance	108	0	0	0	0	0
722850	Optical	20	0	0	0	0	0
		8,427	12,639	16,697	16,697	15,920	15,920
Personnel		37,758	49,942	53,993	53,993	56,047	56,047
Operating Expenses							

Fund:	28310 - Hlth Adolescent Screening CPBC	OAKLAND COUNTY, MICHIGAN
		FY2015 AND FY2016 AND FY2017 Adopted Budget

Account Number/Description	FY 2013 Actual	FY 2014			FY 2015 Adopted	FY 2016 Adopted	FY 2017 Adopted
		Adopted Budget	Amended Budget As Of 6/30	Estimated Actual			
<u>Contractual Services</u>							
730037	Adj Prior Years Exp	359	0	0	0	0	0
730065	Administrative Overhead	9,898	0	0	0	0	0
730072	Advertising	17,500	12,903	9,308	9,308	6,930	6,930
730926	Indirect Costs	4,121	5,241	5,591	5,591	6,015	6,015
731346	Personal Mileage	0	333	100	100	0	0
731388	Printing	29	1,000	250	250	250	250
		31,908	19,477	15,249	15,249	13,195	13,195
<u>Commodities</u>							
750301	Medical Supplies	0	165	50	50	50	50
750399	Office Supplies	349	100	392	392	392	392
		349	265	442	442	442	442
Operating Expenses		32,257	19,742	15,691	15,691	13,637	13,637
<u>Internal Support</u>							
<u>Internal Services</u>							
774636	Info Tech Operations	2,800	2,800	2,800	2,800	2,800	2,800
774677	Insurance Fund	208	180	180	180	180	180
778675	Telephone Communications	336	336	336	336	336	336
		3,344	3,316	3,316	3,316	3,316	3,316
Internal Support		3,344	3,316	3,316	3,316	3,316	3,316
Grand Total Expenditures		73,359	73,000	73,000	73,000	73,000	73,000

Fund:	28605 - Health Bioterrorism	OAKLAND COUNTY, MICHIGAN					
		FY2015 AND FY2016 AND FY2017 Adopted Budget					

Account Number/Description	FY 2013 Actual	FY 2014			FY 2015 Adopted	FY 2016 Adopted	FY 2017 Adopted	
		Adopted Budget	Amended Budget As Of 6/30	Estimated Actual				
Revenues								
Revenue								
Federal Grants								
610313	Federal Operating Grants	0	84,042	90,105	90,105	62,000	62,000	62,000
		0	84,042	90,105	90,105	62,000	62,000	62,000
State Grants								
615571	State Operating Grants	104,693	0	0	0	0	0	0
		104,693	0	0	0	0	0	0
Other Revenues								
670057	Adjustment Prior Years Revenue	(0)	0	0	0	0	0	0
670513	Prior Years Revenue	3,569	0	0	0	0	0	0
		3,568	0	0	0	0	0	0
Revenue		108,261	84,042	90,105	90,105	62,000	62,000	62,000
Grand Total Revenues		108,261	84,042	90,105	90,105	62,000	62,000	62,000

Expenditures

Personnel								
Salaries								
702010	Salaries Regular	28,101	40,873	41,432	41,432	30,626	30,626	30,626
702030	Holiday	2,143	0	0	0	0	0	0
702050	Annual Leave	1,889	0	0	0	0	0	0
702080	Sick Leave	1,213	0	0	0	0	0	0
702140	Other Miscellaneous Salaries	500	0	0	0	0	0	0
		33,846	40,873	41,432	41,432	30,626	30,626	30,626
Fringe Benefits								
722740	Fringe Benefits	0	32,944	13,504	13,504	4,868	4,868	4,868
722750	Workers Compensation	453	0	0	0	0	0	0
722760	Group Life	103	0	0	0	0	0	0
722770	Retirement	12,506	0	0	0	0	0	0
722780	Hospitalization	9,680	0	0	0	0	0	0
722790	Social Security	2,332	0	0	0	0	0	0
722800	Dental	728	0	0	0	0	0	0
722810	Disability	485	0	0	0	0	0	0
722820	Unemployment Insurance	124	0	0	0	0	0	0
722850	Optical	72	0	0	0	0	0	0
		26,482	32,944	13,504	13,504	4,868	4,868	4,868

Fund:	28605 - Health Bioterrorism	OAKLAND COUNTY, MICHIGAN
		FY2015 AND FY2016 AND FY2017 Adopted Budget

Account Number/Description	FY 2013 Actual	FY 2014			FY 2015 Adopted	FY 2016 Adopted	FY 2017 Adopted
		Adopted Budget	Amended Budget As Of 6/30	Estimated Actual			
Personnel	60,328	73,817	54,936	54,936	35,494	35,494	35,494
Operating Expenses							
Contractual Services							
730037 Adj Prior Years Exp	3,569	0	0	0	0	0	0
730065 Administrative Overhead	35,524	0	0	0	0	0	0
730926 Indirect Costs	4,755	0	6,211	6,211	4,591	4,591	4,591
731115 Licenses and Permits	1,100	0	2,500	2,500	2,500	2,500	2,500
731346 Personal Mileage	20	0	141	141	140	140	140
731388 Printing	0	2,500	2,513	2,513	0	0	0
732018 Travel and Conference	0	0	1,000	1,000	1,000	1,000	1,000
	44,968	2,500	12,365	12,365	8,231	8,231	8,231
Commodities							
750280 Laboratory Supplies	746	0	15,292	15,292	3,412	3,412	3,412
750392 Metered Postage	0	1,013	100	100	0	0	0
750399 Office Supplies	0	0	200	200	0	0	0
750567 Training-Educational Supplies	0	1,500	0	0	0	0	0
	746	2,513	15,592	15,592	3,412	3,412	3,412
Operating Expenses	45,714	5,013	27,957	27,957	11,643	11,643	11,643
Internal Support							
Internal Services							
770631 Bldg Space Cost Allocation	1,603	1,818	1,818	1,818	0	0	0
772618 Equipment Rental	0	0	2,000	2,000	11,838	11,838	11,838
774636 Info Tech Operations	0	2,800	2,800	2,800	2,800	2,800	2,800
774677 Insurance Fund	29	250	250	250	225	225	225
778675 Telephone Communications	589	344	344	344	0	0	0
	2,220	5,212	7,212	7,212	14,863	14,863	14,863
Internal Support	2,220	5,212	7,212	7,212	14,863	14,863	14,863
Grand Total Expenditures	108,262	84,042	90,105	90,105	62,000	62,000	62,000

Fund:	28549 - Health CDC Imm Grants	OAKLAND COUNTY, MICHIGAN					
		FY2015 AND FY2016 AND FY2017 Adopted Budget					

Account Number/Description	FY 2013 Actual	FY 2014			FY 2015 Adopted	FY 2016 Adopted	FY 2017 Adopted
		Adopted Budget	Amended Budget As Of 6/30	Estimated Actual			

Revenues

<u>Revenue</u>							
<u>State Grants</u>							
615571	State Operating Grants	10,000	0	0	0	0	0
		10,000	0	0	0	0	0
Revenue		10,000	0	0	0	0	0
Grand Total Revenues		10,000	0	0	0	0	0

Expenditures

<u>Personnel</u>							
<u>Salaries</u>							
702010	Salaries Regular	4,772	0	0	0	0	0
		4,772	0	0	0	0	0
<u>Fringe Benefits</u>							
722750	Workers Compensation	11	0	0	0	0	0
722770	Retirement	71	0	0	0	0	0
722790	Social Security	69	0	0	0	0	0
722820	Unemployment Insurance	18	0	0	0	0	0
		168	0	0	0	0	0
Personnel		4,940	0	0	0	0	0
<u>Operating Expenses</u>							
<u>Contractual Services</u>							
730065	Administrative Overhead	504	0	0	0	0	0
730373	Contracted Services	2,500	0	0	0	0	0
730926	Indirect Costs	670	0	0	0	0	0
732018	Travel and Conference	1,329	0	0	0	0	0
		5,003	0	0	0	0	0
<u>Commodities</u>							
750399	Office Supplies	56	0	0	0	0	0
		56	0	0	0	0	0
Operating Expenses		5,060	0	0	0	0	0
Grand Total Expenditures		10,000	0	0	0	0	0

Fund:	28552 - Health FIMR	OAKLAND COUNTY, MICHIGAN					
		FY2015 AND FY2016 AND FY2017 Adopted Budget					

Account Number/Description	FY 2013 Actual	FY 2014			FY 2015 Adopted	FY 2016 Adopted	FY 2017 Adopted
		Adopted Budget	Amended Budget As Of 6/30	Estimated Actual			
Revenues							
Revenue							
Federal Grants							
610313 Federal Operating Grants	0	5,400	5,400	5,400	5,400	5,400	5,400
	0	5,400	5,400	5,400	5,400	5,400	5,400
State Grants							
615571 State Operating Grants	5,650	0	0	0	0	0	0
	5,650	0	0	0	0	0	0
Other Revenues							
	0	0	0	0	0	0	0
Revenue	5,650	5,400	5,400	5,400	5,400	5,400	5,400
Grand Total Revenues	5,650	5,400	5,400	5,400	5,400	5,400	5,400

Expenditures							
Personnel							
Salaries							
702010 Salaries Regular	4,462	4,513	4,491	4,491	4,441	4,441	4,441
	4,462	4,513	4,491	4,491	4,441	4,441	4,441
Fringe Benefits							
722740 Fringe Benefits	(3)	206	206	206	263	263	263
722750 Workers Compensation	120	0	0	0	0	0	0
722770 Retirement	65	0	0	0	0	0	0
722790 Social Security	63	0	0	0	0	0	0
722820 Unemployment Insurance	16	0	0	0	0	0	0
	260	206	206	206	263	263	263
Personnel	4,722	4,719	4,697	4,697	4,704	4,704	4,704
Operating Expenses							
Contractual Services							
730037 Adj Prior Years Exp	100	0	0	0	0	0	0
730926 Indirect Costs	627	634	673	673	666	666	666
	727	634	673	673	666	666	666
Commodities							
750245 Incentives	250	0	0	0	0	0	0
	250	0	0	0	0	0	0
Operating Expenses	977	634	673	673	666	666	666

Fund:	28552 - Health FIMR	OAKLAND COUNTY, MICHIGAN					
		FY2015 AND FY2016 AND FY2017 Adopted Budget					

Account Number/Description	FY 2013 Actual	FY 2014			FY 2015 Adopted	FY 2016 Adopted	FY 2017 Adopted
		Adopted Budget	Amended Budget As Of 6/30	Estimated Actual			
Internal Support							
<u>Internal Services</u>							
774677 Insurance Fund	15	47	30	30	30	30	30
	15	47	30	30	30	30	30
Internal Support	15	47	30	30	30	30	30
Grand Total Expenditures	5,714	5,400	5,400	5,400	5,400	5,400	5,400

Fund:	28608 - Hlth Great Parents Great Start	OAKLAND COUNTY, MICHIGAN					
		FY2015 AND FY2016 AND FY2017 Adopted Budget					

Account Number/Description	FY 2013 Actual	FY 2014			FY 2015 Adopted	FY 2016 Adopted	FY 2017 Adopted
		Adopted Budget	Amended Budget As Of 6/30	Estimated Actual			

Revenues

<u>Revenue</u>								
<u>Federal Grants</u>								
610313	Federal Operating Grants	0	0	48,441	48,441	0	0	0
		0	0	48,441	48,441	0	0	0
	Revenue	0	0	48,441	48,441	0	0	0
	Grand Total Revenues	0	0	48,441	48,441	0	0	0

Expenditures

<u>Operating Expenses</u>								
<u>Contractual Services</u>								
731388	Printing	0	0	500	500	0	0	0
		0	0	500	500	0	0	0
	Commodities							
750567	Training-Educational Supplies	0	0	47,941	47,941	0	0	0
		0	0	47,941	47,941	0	0	0
	Operating Expenses	0	0	48,441	48,441	0	0	0
	Grand Total Expenditures	0	0	48,441	48,441	0	0	0

Fund:	28320 - Health Communities Planning	OAKLAND COUNTY, MICHIGAN					
		FY2015 AND FY2016 AND FY2017 Adopted Budget					

Account Number/Description	FY 2013 Actual	FY 2014			FY 2015 Adopted	FY 2016 Adopted	FY 2017 Adopted
		Adopted Budget	Amended Budget As Of 6/30	Estimated Actual			
Revenues							
Revenue							
Federal Grants							
610313 Federal Operating Grants	0	131,979	58,074	58,074	58,074	58,074	58,074
	0	131,979	58,074	58,074	58,074	58,074	58,074
State Grants							
615571 State Operating Grants	153,661	0	100,999	100,999	100,999	100,999	100,999
	153,661	0	100,999	100,999	100,999	100,999	100,999
Other Revenues							
670513 Prior Years Revenue	1,563	0	0	0	0	0	0
	1,563	0	0	0	0	0	0
Revenue	155,224	131,979	159,073	159,073	159,073	159,073	159,073
Grand Total Revenues	155,224	131,979	159,073	159,073	159,073	159,073	159,073

Expenditures

Personnel							
Salaries							
702010 Salaries Regular	19,217	29,251	31,572	31,572	32,519	32,519	32,519
	19,217	29,251	31,572	31,572	32,519	32,519	32,519
Fringe Benefits							
722740 Fringe Benefits	0	1,337	1,465	1,465	1,726	1,726	1,726
722750 Workers Compensation	44	0	0	0	0	0	0
722770 Retirement	299	0	0	0	0	0	0
722790 Social Security	282	0	0	0	0	0	0
722820 Unemployment Insurance	72	0	0	0	0	0	0
	697	1,337	1,465	1,465	1,726	1,726	1,726
Personnel	19,914	30,588	33,037	33,037	34,245	34,245	34,245
Operating Expenses							
Contractual Services							
730037 Adj Prior Years Exp	1,058	0	0	0	0	0	0
730065 Administrative Overhead	12,283	0	0	0	0	0	0
730072 Advertising	3,000	8,600	7,320	7,320	6,704	6,704	6,704
730373 Contracted Services	16,434	16,854	6,900	6,900	6,900	6,900	6,900
730555 Education Programs	76	0	15,182	15,182	15,182	15,182	15,182
730926 Indirect Costs	2,700	4,258	4,200	4,200	4,095	4,095	4,095
730982 Interpreter Fees	630	3,075	1,345	1,345	1,345	1,345	1,345

Fund:	28320 - Health Communities Planning	OAKLAND COUNTY, MICHIGAN						
		FY2015 AND FY2016 AND FY2017 Adopted Budget						

Account Number/Description	FY 2013 Actual	FY 2014			FY 2015 Adopted	FY 2016 Adopted	FY 2017 Adopted
		Adopted Budget	Amended Budget As Of 6/30	Estimated Actual			
731115 Licenses and Permits	625	200	1,000	1,000	1,000	1,000	1,000
731346 Personal Mileage	658	319	1,255	1,255	1,244	1,244	1,244
731388 Printing	13,591	12,029	23,233	23,233	23,233	23,233	23,233
731458 Professional Services	1,818	0	2,700	2,700	2,700	2,700	2,700
731941 Training	453	0	344	344	344	344	344
732018 Travel and Conference	4,655	4,266	349	349	349	349	349
732165 Workshops and Meeting	0	310	0	0	0	0	0
	57,981	49,911	63,828	63,828	63,096	63,096	63,096
Commodities							
750154 Expendable Equipment	717	0	0	0	0	0	0
750245 Incentives	4,699	1,760	6,515	6,515	6,515	6,515	6,515
750294 Material and Supplies	49,086	13,723	37,358	37,358	36,882	36,882	36,882
750392 Metered Postage	2,484	0	0	0	0	0	0
750399 Office Supplies	3,738	4,071	1,520	1,520	1,520	1,520	1,520
750448 Postage-Standard Mailing	0	1,915	7,514	7,514	7,514	7,514	7,514
750462 Provisions	1,380	4,233	5,700	5,700	5,700	5,700	5,700
750567 Training-Educational Supplies	15,678	14,225	3,138	3,138	3,138	3,138	3,138
	77,782	39,927	61,745	61,745	61,269	61,269	61,269
Operating Expenses	135,763	89,838	125,573	125,573	124,365	124,365	124,365
Internal Support							
Internal Services							
770667 Convenience Copier	0	200	0	0	0	0	0
774636 Info Tech Operations	2,760	8,400	0	0	0	0	0
774677 Insurance Fund	90	377	463	463	463	463	463
778675 Telephone Communications	224	2,576	0	0	0	0	0
	3,074	11,553	463	463	463	463	463
Internal Support	3,074	11,553	463	463	463	463	463
Grand Total Expenditures	158,751	131,979	159,073	159,073	159,073	159,073	159,073

Fund:	28558 - Health HIV Surveillance	OAKLAND COUNTY, MICHIGAN					
		FY2015 AND FY2016 AND FY2017 Adopted Budget					

Account Number/Description	FY 2013 Actual	FY 2014			FY 2015 Adopted	FY 2016 Adopted	FY 2017 Adopted	
		Adopted Budget	Amended Budget As Of 6/30	Estimated Actual				
Revenues								
Revenue								
Federal Grants								
610313	Federal Operating Grants	0	0	0	0	50,000	50,000	50,000
		0	0	0	0	50,000	50,000	50,000
State Grants								
615571	State Operating Grants	0	0	50,000	50,000	0	0	0
		0	0	50,000	50,000	0	0	0
Revenue		0	0	50,000	50,000	50,000	50,000	50,000
Grand Total Revenues		0	0	50,000	50,000	50,000	50,000	50,000

Expenditures								
Personnel								
Salaries								
702010	Salaries Regular	0	0	4,507	4,507	4,344	4,344	4,344
		0	0	4,507	4,507	4,344	4,344	4,344
Fringe Benefits								
722740	Fringe Benefits	0	0	2,283	2,283	250	250	250
		0	0	2,283	2,283	250	250	250
Personnel		0	0	6,790	6,790	4,594	4,594	4,594
Operating Expenses								
Contractual Services								
730926	Indirect Costs	0	0	676	676	651	651	651
		0	0	676	676	651	651	651
Commodities								
750301	Medical Supplies	0	0	0	0	2,221	2,221	2,221
		0	0	0	0	2,221	2,221	2,221
Operating Expenses		0	0	676	676	2,872	2,872	2,872
Internal Support								
Internal Services								
770631	Bldg Space Cost Allocation	0	0	23,874	23,874	23,874	23,874	23,874
774636	Info Tech Operations	0	0	660	660	660	660	660
775754	Maintenance Department Charges	0	0	11,280	11,280	11,280	11,280	11,280
778675	Telephone Communications	0	0	6,720	6,720	6,720	6,720	6,720
		0	0	42,534	42,534	42,534	42,534	42,534

Fund:	28558 - Health HIV Surveillance	OAKLAND COUNTY, MICHIGAN				
		FY2015 AND FY2016 AND FY2017 Adopted Budget				

Account Number/Description	FY 2013 Actual	FY 2014			FY 2015 Adopted	FY 2016 Adopted	FY 2017 Adopted
		Adopted Budget	Amended Budget As Of 6/30	Estimated Actual			
Internal Support	0	0	42,534	42,534	42,534	42,534	42,534
Grand Total Expenditures	0	0	50,000	50,000	50,000	50,000	50,000

Fund:	28550 - Hlth Immunization Action Plan	OAKLAND COUNTY, MICHIGAN					
		FY2015 AND FY2016 AND FY2017 Adopted Budget					

Account Number/Description	FY 2013 Actual	FY 2014			FY 2015 Adopted	FY 2016 Adopted	FY 2017 Adopted	
		Adopted Budget	Amended Budget As Of 6/30	Estimated Actual				
Revenues								
Revenue								
Federal Grants								
610313	Federal Operating Grants	0	471,361	508,833	508,833	478,833	478,833	478,833
		0	471,361	508,833	508,833	478,833	478,833	478,833
State Grants								
615463	Grant Fees and Collections	36,850	40,000	40,000	40,000	40,000	40,000	40,000
615571	State Operating Grants	471,361	0	0	0	0	0	0
		508,211	40,000	40,000	40,000	40,000	40,000	40,000
Other Revenues								
670513	Prior Years Revenue	45,233	0	0	0	0	0	0
		45,233	0	0	0	0	0	0
Revenue		553,444	511,361	548,833	548,833	518,833	518,833	518,833
Grand Total Revenues		553,444	511,361	548,833	548,833	518,833	518,833	518,833

Expenditures

Personnel								
Salaries								
702010	Salaries Regular	221,068	244,989	258,927	258,927	242,677	242,677	242,677
702030	Holiday	9,785	0	0	0	0	0	0
702050	Annual Leave	14,042	0	0	0	0	0	0
702080	Sick Leave	4,153	0	0	0	0	0	0
702120	Jury Duty	70	0	0	0	0	0	0
702140	Other Miscellaneous Salaries	2,500	0	0	0	0	0	0
712020	Overtime	4,972	0	0	0	0	0	0
		256,589	244,989	258,927	258,927	242,677	242,677	242,677
Fringe Benefits								
722740	Fringe Benefits	0	160,451	169,755	169,755	166,653	166,653	166,653
722750	Workers Compensation	3,535	0	0	0	0	0	0
722760	Group Life	646	0	0	0	0	0	0
722770	Retirement	81,015	0	0	0	0	0	0
722780	Hospitalization	42,327	0	0	0	0	0	0
722790	Social Security	17,432	0	0	0	0	0	0
722800	Dental	3,896	0	0	0	0	0	0
722810	Disability	3,194	0	0	0	0	0	0
722820	Unemployment Insurance	935	0	0	0	0	0	0

Fund:		28550 - Hlth Immunization Action Plan		OAKLAND COUNTY, MICHIGAN				
		FY2015 AND FY2016 AND FY2017 Adopted Budget						
Account Number/Description		FY 2013 Actual	FY 2014			FY 2015 Adopted	FY 2016 Adopted	FY 2017 Adopted
			Adopted Budget	Amended Budget As Of 6/30	Estimated Actual			
722850	Optical	308	0	0	0	0	0	0
		153,289	160,451	169,755	169,755	166,653	166,653	166,653
Personnel		409,879	405,440	428,682	428,682	409,330	409,330	409,330
Operating Expenses								
Contractual Services								
730037	Adj Prior Years Exp	45,233	0	0	0	0	0	0
730065	Administrative Overhead	6,862	0	0	0	0	0	0
730646	Equipment Maintenance	0	200	200	200	200	200	200
730926	Indirect Costs	36,051	34,421	38,813	38,813	36,377	36,377	36,377
731346	Personal Mileage	3,567	3,010	3,010	3,010	2,983	2,983	2,983
731388	Printing	1,570	4,000	5,000	5,000	4,000	4,000	4,000
731458	Professional Services	150	0	150	150	0	0	0
732018	Travel and Conference	1,450	1,058	2,786	2,786	2,786	2,786	2,786
		94,883	42,689	49,959	49,959	46,346	46,346	46,346
Commodities								
750301	Medical Supplies	0	0	6,543	6,543	0	0	0
750392	Metered Postage	11,816	13,000	16,000	16,000	16,000	16,000	16,000
750399	Office Supplies	1,180	1,100	2,000	2,000	1,546	1,546	1,546
750567	Training-Educational Supplies	0	785	1,581	1,581	1,543	1,543	1,543
		12,996	14,885	26,124	26,124	19,089	19,089	19,089
Operating Expenses		107,879	57,574	76,083	76,083	65,435	65,435	65,435
Internal Support								
Internal Services								
770631	Bldg Space Cost Allocation	13,603	12,839	12,839	12,839	12,839	12,839	12,839
770667	Convenience Copier	1,047	4,400	2,400	2,400	0	0	0
774636	Info Tech Operations	15,064	26,144	23,047	23,047	23,047	23,047	23,047
774637	Info Tech Managed Print Svcs	0	0	0	0	2,400	2,400	2,400
774677	Insurance Fund	1,344	1,136	1,150	1,150	1,150	1,150	1,150
778675	Telephone Communications	4,628	3,828	4,632	4,632	4,632	4,632	4,632
		35,686	48,347	44,068	44,068	44,068	44,068	44,068
Internal Support		35,686	48,347	44,068	44,068	44,068	44,068	44,068
Grand Total Expenditures		553,444	511,361	548,833	548,833	518,833	518,833	518,833

Fund:	28563 - Health MCH Block	OAKLAND COUNTY, MICHIGAN					
		FY2015 AND FY2016 AND FY2017 Adopted Budget					

Account Number/Description	FY 2013 Actual	FY 2014			FY 2015 Adopted	FY 2016 Adopted	FY 2017 Adopted
		Adopted Budget	Amended Budget As Of 6/30	Estimated Actual			
Revenues							
Revenue							
Federal Grants							
610313	Federal Operating Grants	0	606,457	142,500	142,500	142,500	142,500
		0	606,457	142,500	142,500	142,500	142,500
State Grants							
615463	Grant Fees and Collections	242,612	275,000	273,576	273,576	273,576	273,576
615571	State Operating Grants	778,438	0	486,457	486,457	463,957	463,957
		1,021,050	275,000	760,033	760,033	737,533	737,533
Other Revenues							
670513	Prior Years Revenue	210,487	0	0	0	0	0
		210,487	0	0	0	0	0
Revenue		1,231,538	881,457	902,533	902,533	880,033	880,033
Grand Total Revenues		1,231,538	881,457	902,533	902,533	880,033	880,033

Expenditures

Personnel							
Salaries							
702010	Salaries Regular	392,003	470,363	460,473	460,473	465,951	465,951
702030	Holiday	12,010	0	0	0	0	0
702050	Annual Leave	16,534	0	0	0	0	0
702080	Sick Leave	4,521	0	0	0	0	0
702140	Other Miscellaneous Salaries	2,500	0	0	0	0	0
702200	Death Leave	139	0	0	0	0	0
702240	Salary Adjustments	59	0	0	0	0	0
712020	Overtime	972	0	0	0	0	0
		428,739	470,363	460,473	460,473	465,951	465,951
Fringe Benefits							
722740	Fringe Benefits	0	224,877	223,408	223,408	218,168	218,168
722750	Workers Compensation	8,499	0	0	0	0	0
722760	Group Life	701	0	0	0	0	0
722770	Retirement	94,258	0	0	0	0	0
722780	Hospitalization	62,703	0	0	0	0	0
722790	Social Security	21,791	0	0	0	0	0
722800	Dental	3,730	0	0	0	0	0
722810	Disability	3,379	0	0	0	0	0

Fund:	28563 - Health MCH Block	OAKLAND COUNTY, MICHIGAN				
		FY2015 AND FY2016 AND FY2017 Adopted Budget				

Account Number/Description	FY 2013 Actual	FY 2014			FY 2015 Adopted	FY 2016 Adopted	FY 2017 Adopted
		Adopted Budget	Amended Budget As Of 6/30	Estimated Actual			
722820 Unemployment Insurance	1,572	0	0	0	0	0	0
722850 Optical	491	0	0	0	0	0	0
722900 Fringe Benefit Adjustments	(177)	0	0	0	0	0	0
	196,948	224,877	223,408	223,408	218,168	218,168	218,168
Personnel	625,686	695,240	683,881	683,881	684,119	684,119	684,119
Operating Expenses							
<u>Contractual Services</u>							
730037 Adj Prior Years Exp	0	0	0	0	0	0	0
730072 Advertising	11,608	0	22,033	22,033	10,997	10,997	10,997
730646 Equipment Maintenance	748	1,038	0	0	0	0	0
730926 Indirect Costs	60,238	66,086	60,980	60,980	61,559	61,559	61,559
730982 Interpreter Fees	2,808	1,500	7,000	7,000	7,000	7,000	7,000
731031 Laboratory Fees	0	1,000	0	0	0	0	0
731213 Membership Dues	0	100	500	500	0	0	0
731339 Periodicals Books Publ Sub	0	0	0	0	500	500	500
731346 Personal Mileage	8,041	8,193	6,498	6,498	6,454	6,454	6,454
731388 Printing	2,381	3,939	8,120	8,120	6,088	6,088	6,088
731941 Training	0	4,500	0	0	0	0	0
731997 Transportation of Clients	258	1,164	830	830	830	830	830
732018 Travel and Conference	1,798	1,321	2,250	2,250	2,250	2,250	2,250
732020 Travel Employee Taxable Meals	24	0	0	0	0	0	0
732165 Workshops and Meeting	355	400	400	400	400	400	400
	88,258	89,241	108,611	108,611	96,078	96,078	96,078
<u>Commodities</u>							
750245 Incentives	465	0	3,375	3,375	0	0	0
750392 Metered Postage	1,266	3,200	3,200	3,200	3,200	3,200	3,200
750399 Office Supplies	3,428	4,206	4,100	4,100	4,100	4,100	4,100
750567 Training-Educational Supplies	2,414	1,500	14,830	14,830	8,000	8,000	8,000
	7,573	8,906	25,505	25,505	15,300	15,300	15,300
Operating Expenses	95,831	98,147	134,116	134,116	111,378	111,378	111,378
Internal Support							
<u>Internal Services</u>							
770631 Bldg Space Cost Allocation	24,821	22,000	22,000	22,000	22,000	22,000	22,000
770667 Convenience Copier	914	850	1,000	1,000	0	0	0
774636 Info Tech Operations	51,040	50,088	47,232	47,232	47,232	47,232	47,232
774637 Info Tech Managed Print Svcs	0	0	0	0	1,000	1,000	1,000
774677 Insurance Fund	1,705	1,554	1,554	1,554	1,554	1,554	1,554
778675 Telephone Communications	12,559	13,578	12,750	12,750	12,750	12,750	12,750

Fund:	28563 - Health MCH Block	OAKLAND COUNTY, MICHIGAN				
		FY2015 AND FY2016 AND FY2017 Adopted Budget				

Account Number/Description	FY 2013 Actual	FY 2014			FY 2015 Adopted	FY 2016 Adopted	FY 2017 Adopted
		Adopted Budget	Amended Budget As Of 6/30	Estimated Actual			
	91,039	88,070	84,536	84,536	84,536	84,536	84,536
Internal Support	91,039	88,070	84,536	84,536	84,536	84,536	84,536
Grand Total Expenditures	812,556	881,457	902,533	902,533	880,033	880,033	880,033

Fund:	28249 - Health MDPH OSAS	OAKLAND COUNTY, MICHIGAN					
		FY2015 AND FY2016 AND FY2017 Adopted Budget					

Account Number/Description	FY 2013 Actual	FY 2014			FY 2015 Adopted	FY 2016 Adopted	FY 2017 Adopted
		Adopted Budget	Amended Budget As Of 6/30	Estimated Actual			
Revenues							
Revenue							
Federal Grants							
610313 Federal Operating Grants	4,686,552	3,885,028	3,739,167	3,739,167	1,106,258	1,106,258	1,106,258
	4,686,552	3,885,028	3,739,167	3,739,167	1,106,258	1,106,258	1,106,258
State Grants							
615571 State Operating Grants	0	790,475	916,620	916,620	0	0	0
	0	790,475	916,620	916,620	0	0	0
Charges for Services							
630686 Fee Income	75	0	0	0	0	0	0
	75	0	0	0	0	0	0
Other Revenues							
670513 Prior Years Revenue	3,705	0	0	0	0	0	0
	3,705	0	0	0	0	0	0
Revenue	4,690,332	4,675,503	4,655,787	4,655,787	1,106,258	1,106,258	1,106,258
Grand Total Revenues	4,690,332	4,675,503	4,655,787	4,655,787	1,106,258	1,106,258	1,106,258

Expenditures

Personnel							
Salaries							
702010 Salaries Regular	504,431	664,808	658,085	658,085	597,796	597,796	597,796
702030 Holiday	25,387	0	0	0	0	0	0
702050 Annual Leave	34,446	0	0	0	0	0	0
702080 Sick Leave	11,055	0	0	0	0	0	0
702140 Other Miscellaneous Salaries	5,500	0	0	0	0	0	0
702190 Workers Compensation Pay	63	0	0	0	0	0	0
702200 Death Leave	1,506	0	0	0	0	0	0
712020 Overtime	273	0	0	0	0	0	0
	582,661	664,808	658,085	658,085	597,796	597,796	597,796
Fringe Benefits							
722740 Fringe Benefits	0	403,781	402,760	402,760	387,965	387,965	387,965
722750 Workers Compensation	1,946	0	0	0	0	0	0
722760 Group Life	1,686	0	0	0	0	0	0
722770 Retirement	212,448	0	0	0	0	0	0
722780 Hospitalization	102,496	0	0	0	0	0	0
722790 Social Security	43,537	0	0	0	0	0	0

Fund:	28249 - Health MDPH OSAS	OAKLAND COUNTY, MICHIGAN					
		FY2015 AND FY2016 AND FY2017 Adopted Budget					

Account Number/Description	FY 2013 Actual	FY 2014			FY 2015 Adopted	FY 2016 Adopted	FY 2017 Adopted
		Adopted Budget	Amended Budget As Of 6/30	Estimated Actual			
722800 Dental	8,810	0	0	0	0	0	0
722810 Disability	7,492	0	0	0	0	0	0
722820 Unemployment Insurance	2,131	0	0	0	0	0	0
722850 Optical	832	0	0	0	0	0	0
	381,378	403,781	402,760	402,760	387,965	387,965	387,965
Personnel	964,039	1,068,589	1,060,845	1,060,845	985,761	985,761	985,761
Operating Expenses							
Contractual Services							
730366 Contract Administration	0	105,747	99,526	99,526	0	0	0
730373 Contracted Services	3,562,089	3,407,748	3,396,769	3,396,769	0	0	0
730555 Education Programs	425	0	0	0	0	0	0
730926 Indirect Costs	81,864	93,419	98,647	98,647	89,610	89,610	89,610
730982 Interpreter Fees	475	0	0	0	0	0	0
731213 Membership Dues	1,630	0	0	0	450	450	450
731346 Personal Mileage	9,650	0	0	0	4,540	4,540	4,540
731388 Printing	2,601	0	0	0	5,500	5,500	5,500
731458 Professional Services	1,594	0	0	0	0	0	0
731941 Training	779	0	0	0	0	0	0
731997 Transportation of Clients	784	0	0	0	100	100	100
732018 Travel and Conference	7,203	0	0	0	3,177	3,177	3,177
	3,669,092	3,606,914	3,594,942	3,594,942	103,377	103,377	103,377
Commodities							
750245 Incentives	0	0	0	0	300	300	300
750294 Material and Supplies	561	0	0	0	400	400	400
750301 Medical Supplies	430	0	0	0	0	0	0
750392 Metered Postage	2,061	0	0	0	2,633	2,633	2,633
750399 Office Supplies	1,891	0	0	0	600	600	600
750567 Training-Educational Supplies	7,641	0	0	0	3,700	3,700	3,700
	12,584	0	0	0	7,633	7,633	7,633
Operating Expenses	3,681,677	3,606,914	3,594,942	3,594,942	111,010	111,010	111,010
Internal Support							
Internal Services							
770631 Bldg Space Cost Allocation	28,747	0	0	0	904	904	904
770667 Convenience Copier	833	0	0	0	0	0	0
774636 Info Tech Operations	3,096	0	0	0	0	0	0
774637 Info Tech Managed Print Svcs	0	0	0	0	300	300	300
774677 Insurance Fund	2,784	0	0	0	1,850	1,850	1,850
778675 Telephone Communications	5,703	0	0	0	6,433	6,433	6,433

Fund:	28249 - Health MDPH OSAS	OAKLAND COUNTY, MICHIGAN				
		FY2015 AND FY2016 AND FY2017 Adopted Budget				

Account Number/Description	FY 2013 Actual	FY 2014			FY 2015 Adopted	FY 2016 Adopted	FY 2017 Adopted
		Adopted Budget	Amended Budget As Of 6/30	Estimated Actual			
	41,162	0	0	0	9,487	9,487	9,487
Internal Support	41,162	0	0	0	9,487	9,487	9,487
Grand Total Expenditures	4,686,878	4,675,503	4,655,787	4,655,787	1,106,258	1,106,258	1,106,258

Fund:	28607 - Hlth Nurse Family Partnership	OAKLAND COUNTY, MICHIGAN				
		FY2015 AND FY2016 AND FY2017 Adopted Budget				

Account Number/Description	FY 2013 Actual	FY 2014			FY 2015 Adopted	FY 2016 Adopted	FY 2017 Adopted	
		Adopted Budget	Amended Budget As Of 6/30	Estimated Actual				
Revenues								
Revenue								
Federal Grants								
610313	Federal Operating Grants	0	485,000	290,875	290,875	310,485	310,485	310,485
		0	485,000	290,875	290,875	310,485	310,485	310,485
State Grants								
615571	State Operating Grants	493,000	0	282,875	282,875	310,485	310,485	310,485
		493,000	0	282,875	282,875	310,485	310,485	310,485
Other Revenues								
670513	Prior Years Revenue	39,760	0	0	0	0	0	0
		39,760	0	0	0	0	0	0
Revenue		532,760	485,000	573,750	573,750	620,970	620,970	620,970
Grand Total Revenues		532,760	485,000	573,750	573,750	620,970	620,970	620,970

Expenditures

Personnel								
Salaries								
702010	Salaries Regular	195,682	252,023	292,745	292,745	342,496	342,496	342,496
702030	Holiday	7,253	0	0	0	0	0	0
702050	Annual Leave	17,489	0	0	0	0	0	0
702080	Sick Leave	3,926	0	0	0	0	0	0
702100	Retroactive	107	0	0	0	0	0	0
702200	Death Leave	1,409	0	0	0	0	0	0
712020	Overtime	452	0	0	0	0	0	0
		226,318	252,023	292,745	292,745	342,496	342,496	342,496
Fringe Benefits								
722740	Fringe Benefits	0	181,658	209,050	209,050	220,101	220,101	220,101
722750	Workers Compensation	5,804	0	0	0	0	0	0
722760	Group Life	631	0	0	0	0	0	0
722770	Retirement	76,107	0	0	0	0	0	0
722780	Hospitalization	48,192	0	0	0	0	0	0
722790	Social Security	15,309	0	0	0	0	0	0
722800	Dental	3,480	0	0	0	0	0	0
722810	Disability	2,977	0	0	0	0	0	0
722820	Unemployment Insurance	828	0	0	0	0	0	0
722850	Optical	257	0	0	0	0	0	0

Fund:	28607 - Hlth Nurse Family Partnership	OAKLAND COUNTY, MICHIGAN					
		FY2015 AND FY2016 AND FY2017 Adopted Budget					

Account Number/Description	FY 2013 Actual	FY 2014			FY 2015 Adopted	FY 2016 Adopted	FY 2017 Adopted
		Adopted Budget	Amended Budget As Of 6/30	Estimated Actual			
	153,584	181,658	209,050	209,050	220,101	220,101	220,101
Personnel	379,902	433,681	501,795	501,795	562,597	562,597	562,597
Operating Expenses							
Contractual Services							
730037 Adj Prior Years Exp	39,760	0	0	0	0	0	0
730065 Administrative Overhead	22,664	0	0	0	0	0	0
730072 Advertising	8,000	0	0	0	0	0	0
730373 Contracted Services	15,493	15,493	28,079	28,079	16,267	16,267	16,267
730926 Indirect Costs	31,798	0	0	0	0	0	0
730982 Interpreter Fees	161	500	1,928	1,928	1,000	1,000	1,000
731346 Personal Mileage	5,703	3,955	7,598	7,598	7,530	7,530	7,530
731388 Printing	453	1,500	3,000	3,000	3,000	3,000	3,000
731941 Training	7,681	4,500	0	0	0	0	0
731997 Transportation of Clients	0	200	290	290	290	290	290
732018 Travel and Conference	149	749	2,749	2,749	1,975	1,975	1,975
732020 Travel Employee Taxable Meals	24	0	0	0	0	0	0
	131,886	26,897	43,644	43,644	30,062	30,062	30,062
Commodities							
750245 Incentives	2,286	5,000	2,500	2,500	2,500	2,500	2,500
750399 Office Supplies	622	1,500	1,600	1,600	1,600	1,600	1,600
750448 Postage-Standard Mailing	0	100	155	155	155	155	155
750567 Training-Educational Supplies	1,048	0	200	200	200	200	200
	3,956	6,600	4,455	4,455	4,455	4,455	4,455
Operating Expenses	135,842	33,497	48,099	48,099	34,517	34,517	34,517
Internal Support							
Internal Services							
770631 Bldg Space Cost Allocation	1,711	3,712	4,099	4,099	4,099	4,099	4,099
774636 Info Tech Operations	10,126	8,400	12,544	12,544	12,544	12,544	12,544
774677 Insurance Fund	1,358	1,150	1,350	1,350	1,350	1,350	1,350
778675 Telephone Communications	3,821	4,560	5,863	5,863	5,863	5,863	5,863
	17,017	17,822	23,856	23,856	23,856	23,856	23,856
Internal Support	17,017	17,822	23,856	23,856	23,856	23,856	23,856
Grand Total Expenditures	532,760	485,000	573,750	573,750	620,970	620,970	620,970

Fund:	28610 - Health PHEP	OAKLAND COUNTY, MICHIGAN					
		FY2015 AND FY2016 AND FY2017 Adopted Budget					

Account Number/Description	FY 2013 Actual	FY 2014			FY 2015 Adopted	FY 2016 Adopted	FY 2017 Adopted
		Adopted Budget	Amended Budget As Of 6/30	Estimated Actual			

Revenues

<u>Revenue</u>								
<u>Federal Grants</u>								
610313	Federal Operating Grants	0	514,408	412,602	412,602	524,886	524,886	524,886
		0	514,408	412,602	412,602	524,886	524,886	524,886
<u>State Grants</u>								
615571	State Operating Grants	528,772	0	0	0	0	0	0
		528,772	0	0	0	0	0	0
<u>Other Revenues</u>								
670570	Refund Prior Years Expenditure	45,239	0	0	0	0	0	0
		45,239	0	0	0	0	0	0
Revenue		574,011	514,408	412,602	412,602	524,886	524,886	524,886
Grand Total Revenues		574,011	514,408	412,602	412,602	524,886	524,886	524,886

Expenditures

<u>Personnel</u>								
<u>Salaries</u>								
702010	Salaries Regular	171,068	230,258	136,005	136,005	192,706	192,706	192,706
702030	Holiday	9,301	0	0	0	0	0	0
702050	Annual Leave	7,780	0	0	0	0	0	0
702080	Sick Leave	4,113	0	0	0	0	0	0
702140	Other Miscellaneous Salaries	2,000	0	0	0	0	0	0
712020	Overtime	1,055	0	0	0	0	0	0
		195,317	230,258	136,005	136,005	192,706	192,706	192,706
<u>Fringe Benefits</u>								
722740	Fringe Benefits	0	161,542	90,296	90,296	123,085	123,085	123,085
722750	Workers Compensation	1,080	0	0	0	0	0	0
722760	Group Life	546	0	0	0	0	0	0
722770	Retirement	75,777	0	0	0	0	0	0
722780	Hospitalization	26,052	0	0	0	0	0	0
722790	Social Security	14,957	0	0	0	0	0	0
722800	Dental	1,858	0	0	0	0	0	0
722810	Disability	2,565	0	0	0	0	0	0
722820	Unemployment Insurance	712	0	0	0	0	0	0
722850	Optical	216	0	0	0	0	0	0
		123,763	161,542	90,296	90,296	123,085	123,085	123,085

Fund:	28610 - Health PHEP	OAKLAND COUNTY, MICHIGAN
		FY2015 AND FY2016 AND FY2017 Adopted Budget

Account Number/Description	FY 2013 Actual	FY 2014			FY 2015 Adopted	FY 2016 Adopted	FY 2017 Adopted
		Adopted Budget	Amended Budget As Of 6/30	Estimated Actual			
Personnel	319,079	391,800	226,301	226,301	315,791	315,791	315,791
Operating Expenses							
Contractual Services							
730037 Adj Prior Years Exp	1,773	0	0	0	0	0	0
730065 Administrative Overhead	56,065	0	0	0	0	0	0
730072 Advertising	0	2,000	7,318	7,318	0	0	0
730646 Equipment Maintenance	5,481	3,000	8,750	8,750	5,000	5,000	5,000
730772 Freight and Express	844	0	0	0	0	0	0
730926 Indirect Costs	25,704	32,351	20,386	20,386	28,887	28,887	28,887
730982 Interpreter Fees	0	0	3,376	3,376	0	0	0
731213 Membership Dues	35	0	150	150	140	140	140
731339 Periodicals Books Publ Sub	0	0	1,000	1,000	0	0	0
731346 Personal Mileage	3,482	4,888	5,086	5,086	4,194	4,194	4,194
731388 Printing	2,568	6,000	10,000	10,000	15,800	15,800	15,800
731458 Professional Services	0	0	22,500	22,500	20,000	20,000	20,000
731773 Software Rental Lease Purchase	598	0	11,600	11,600	0	0	0
731780 Software Support Maintenance	0	0	0	0	7,094	7,094	7,094
731941 Training	25	9,000	15,000	15,000	2,000	2,000	2,000
732018 Travel and Conference	3,058	2,725	9,931	9,931	10,176	10,176	10,176
	99,632	59,964	115,097	115,097	93,291	93,291	93,291
Commodities							
750049 Computer Supplies	56,807	0	0	0	0	0	0
750077 Disaster Supplies	34,330	9,218	24,878	24,878	49,315	49,315	49,315
750170 Other Expendable Equipment	(761)	0	0	0	0	0	0
750392 Metered Postage	0	425	900	900	0	0	0
750399 Office Supplies	4,393	2,000	3,571	3,571	2,800	2,800	2,800
750448 Postage-Standard Mailing	8	0	0	0	0	0	0
750567 Training-Educational Supplies	3,250	3,444	6,500	6,500	14,842	14,842	14,842
	98,027	15,087	35,849	35,849	66,957	66,957	66,957
Operating Expenses	197,659	75,051	150,946	150,946	160,248	160,248	160,248
Internal Support							
Internal Services							
770631 Bldg Space Cost Allocation	14,895	19,181	13,474	13,474	16,110	16,110	16,110
770667 Convenience Copier	1,488	4,000	3,000	3,000	0	0	0
774636 Info Tech Operations	20,690	19,200	13,540	13,540	24,268	24,268	24,268
774637 Info Tech Managed Print Svcs	0	0	0	0	1,500	1,500	1,500
774677 Insurance Fund	1,615	1,572	1,140	1,140	1,417	1,417	1,417
778675 Telephone Communications	5,257	3,604	4,201	4,201	5,552	5,552	5,552
	43,945	47,557	35,355	35,355	48,847	48,847	48,847

Fund:	28610 - Health PHEP	OAKLAND COUNTY, MICHIGAN				
		FY2015 AND FY2016 AND FY2017 Adopted Budget				

Account Number/Description	FY 2013 Actual	FY 2014			FY 2015 Adopted	FY 2016 Adopted	FY 2017 Adopted
		Adopted Budget	Amended Budget As Of 6/30	Estimated Actual			
Internal Support	43,945	47,557	35,355	35,355	48,847	48,847	48,847
Grand Total Expenditures	560,684	514,408	412,602	412,602	524,886	524,886	524,886

Fund:	28330 - Public Health Training	OAKLAND COUNTY, MICHIGAN					
		FY2015 AND FY2016 AND FY2017 Adopted Budget					

Account Number/Description	FY 2013 Actual	FY 2014			FY 2015 Adopted	FY 2016 Adopted	FY 2017 Adopted
		Adopted Budget	Amended Budget As Of 6/30	Estimated Actual			
Revenues							
Revenue							
Charges for Services							
631442 Outside Agencies	10,000	0	0	0	0	0	0
	10,000	0	0	0	0	0	0
Other Revenues							
	0	0	0	0	0	0	0
Revenue	10,000	0	0	0	0	0	0
Grand Total Revenues	10,000	0	0	0	0	0	0

Expenditures							
Operating Expenses							
Contractual Services							
731941 Training	2,000	0	0	0	0	0	0
732018 Travel and Conference	520	0	0	0	0	0	0
	2,520	0	0	0	0	0	0
Commodities							
750399 Office Supplies	7,480	0	0	0	0	0	0
	7,480	0	0	0	0	0	0
Operating Expenses	10,000	0	0	0	0	0	0
Grand Total Expenditures	10,000	0	0	0	0	0	0

Fund:	28611 - REACH	OAKLAND COUNTY, MICHIGAN				
		FY2015 AND FY2016 AND FY2017 Adopted Budget				

Account Number/Description	FY 2013 Actual	FY 2014			FY 2015 Adopted	FY 2016 Adopted	FY 2017 Adopted
		Adopted Budget	Amended Budget As Of 6/30	Estimated Actual			

Revenues

<u>Revenue</u>								
<u>Federal Grants</u>								
610313	Federal Operating Grants	0	0	64,285	64,285	0	0	0
		0	0	64,285	64,285	0	0	0
Revenue		0	0	64,285	64,285	0	0	0
Grand Total Revenues		0	0	64,285	64,285	0	0	0

Expenditures

<u>Operating Expenses</u>								
<u>Contractual Services</u>								
730072	Advertising	0	0	1,050	1,050	0	0	0
730373	Contracted Services	0	0	15,000	15,000	0	0	0
730555	Education Programs	0	0	2,950	2,950	0	0	0
730982	Interpreter Fees	0	0	230	230	0	0	0
731115	Licenses and Permits	0	0	733	733	0	0	0
731388	Printing	0	0	10,847	10,847	0	0	0
731458	Professional Services	0	0	150	150	0	0	0
731941	Training	0	0	150	150	0	0	0
732018	Travel and Conference	0	0	5,350	5,350	0	0	0
		0	0	36,460	36,460	0	0	0
 <u>Commodities</u>								
750245	Incentives	0	0	1,191	1,191	0	0	0
750294	Material and Supplies	0	0	20,587	20,587	0	0	0
750448	Postage-Standard Mailing	0	0	5,762	5,762	0	0	0
750567	Training-Educational Supplies	0	0	285	285	0	0	0
		0	0	27,825	27,825	0	0	0
Operating Expenses		0	0	64,285	64,285	0	0	0
Grand Total Expenditures		0	0	64,285	64,285	0	0	0

Fund:	28315 - Health Tobacco Reduction	OAKLAND COUNTY, MICHIGAN					
		FY2015 AND FY2016 AND FY2017 Adopted Budget					

Account Number/Description	FY 2013 Actual	FY 2014			FY 2015 Adopted	FY 2016 Adopted	FY 2017 Adopted
		Adopted Budget	Amended Budget As Of 6/30	Estimated Actual			

Revenues

<u>Revenue</u>							
<u>Other Revenues</u>							
670513	Prior Years Revenue	2,878	0	0	0	0	0
		2,878	0	0	0	0	0
Revenue		2,878	0	0	0	0	0
Grand Total Revenues		2,878	0	0	0	0	0

Expenditures

<u>Personnel</u>							
<u>Fringe Benefits</u>							
		0	0	0	0	0	0
Personnel		0	0	0	0	0	0
<u>Operating Expenses</u>							
<u>Contractual Services</u>							
730037	Adj Prior Years Exp	2,779	0	0	0	0	0
		2,779	0	0	0	0	0
Operating Expenses		2,779	0	0	0	0	0
Grand Total Expenditures		2,779	0	0	0	0	0

Fund:	28556 - Health TB Outreach	OAKLAND COUNTY, MICHIGAN					
		FY2015 AND FY2016 AND FY2017 Adopted Budget					

Account Number/Description	FY 2013 Actual	FY 2014			FY 2015 Adopted	FY 2016 Adopted	FY 2017 Adopted
		Adopted Budget	Amended Budget As Of 6/30	Estimated Actual			

Revenues

<u>Revenue</u>								
<u>Federal Grants</u>								
610313	Federal Operating Grants	0	62,976	73,413	73,413	60,024	60,024	60,024
		0	62,976	73,413	73,413	60,024	60,024	60,024
<u>State Grants</u>								
615571	State Operating Grants	64,526	0	0	0	0	0	0
		64,526	0	0	0	0	0	0
<u>Other Revenues</u>								
670513	Prior Years Revenue	3,558	0	0	0	0	0	0
		3,558	0	0	0	0	0	0
Revenue		68,084	62,976	73,413	73,413	60,024	60,024	60,024
Grand Total Revenues		68,084	62,976	73,413	73,413	60,024	60,024	60,024

Expenditures

<u>Personnel</u>								
<u>Salaries</u>								
702010	Salaries Regular	13,029	24,396	21,569	21,569	15,681	15,681	15,681
702050	Annual Leave	111	0	0	0	0	0	0
712020	Overtime	19	0	0	0	0	0	0
		13,159	24,396	21,569	21,569	15,681	15,681	15,681
<u>Fringe Benefits</u>								
722740	Fringe Benefits	0	1,115	5,915	5,915	903	903	903
722750	Workers Compensation	425	0	0	0	0	0	0
722760	Group Life	2	0	0	0	0	0	0
722770	Retirement	1,175	0	0	0	0	0	0
722780	Hospitalization	205	0	0	0	0	0	0
722790	Social Security	863	0	0	0	0	0	0
722800	Dental	11	0	0	0	0	0	0
722810	Disability	26	0	0	0	0	0	0
722820	Unemployment Insurance	56	0	0	0	0	0	0
722850	Optical	2	0	0	0	0	0	0
		2,765	1,115	5,915	5,915	903	903	903
Personnel		15,924	25,511	27,484	27,484	16,584	16,584	16,584
<u>Operating Expenses</u>								
<u>Contractual Services</u>								

Fund:	28556 - Health TB Outreach	OAKLAND COUNTY, MICHIGAN						
		FY2015 AND FY2016 AND FY2017 Adopted Budget						

Account Number/Description		FY 2013 Actual	FY 2014			FY 2015 Adopted	FY 2016 Adopted	FY 2017 Adopted
			Adopted Budget	Amended Budget As Of 6/30	Estimated Actual			
730037	Adj Prior Years Exp	3,558	0	0	0	0	0	0
730065	Administrative Overhead	16,173	0	0	0	0	0	0
730646	Equipment Maintenance	247	250	250	250	250	250	250
730926	Indirect Costs	1,849	3,428	3,233	3,233	2,351	2,351	2,351
730982	Interpreter Fees	502	200	450	450	450	450	450
731031	Laboratory Fees	18,400	22,680	21,200	21,200	25,300	25,300	25,300
731346	Personal Mileage	5,798	8,246	13,185	13,185	8,230	8,230	8,230
731892	TB Cases Outside	285	0	0	0	0	0	0
732018	Travel and Conference	2,269	181	4,000	4,000	3,829	3,829	3,829
		49,081	34,985	42,318	42,318	40,410	40,410	40,410
Commodities								
750049	Computer Supplies	96	0	0	0	0	0	0
750245	Incentives	548	800	1,500	1,500	1,300	1,300	1,300
750301	Medical Supplies	1,727	900	1,200	1,200	900	900	900
750392	Metered Postage	0	50	50	50	0	0	0
750399	Office Supplies	31	0	0	0	0	0	0
750448	Postage-Standard Mailing	1	0	0	0	50	50	50
		2,404	1,750	2,750	2,750	2,250	2,250	2,250
Operating Expenses		51,485	36,735	45,068	45,068	42,660	42,660	42,660
Internal Support								
Internal Services								
774677	Insurance Fund	180	130	211	211	180	180	180
778675	Telephone Communications	495	600	650	650	600	600	600
		675	730	861	861	780	780	780
Internal Support		675	730	861	861	780	780	780
Grand Total Expenditures		68,084	62,976	73,413	73,413	60,024	60,024	60,024

Fund:	28560 - Health Vaccines for Children	OAKLAND COUNTY, MICHIGAN					
		FY2015 AND FY2016 AND FY2017 Adopted Budget					

Account Number/Description	FY 2013 Actual	FY 2014			FY 2015 Adopted	FY 2016 Adopted	FY 2017 Adopted
		Adopted Budget	Amended Budget As Of 6/30	Estimated Actual			
Revenues							
Revenue							
Federal Grants							
610313	Federal Operating Grants	0	103,324	0	0	0	0
		0	103,324	0	0	0	0
State Grants							
615571	State Operating Grants	103,324	0	105,464	105,464	105,464	105,464
		103,324	0	105,464	105,464	105,464	105,464
Revenue		103,324	103,324	105,464	105,464	105,464	105,464
Grand Total Revenues		103,324	103,324	105,464	105,464	105,464	105,464

Expenditures							
Personnel							
Salaries							
702010	Salaries Regular	33,719	49,365	49,365	49,365	52,099	52,099
702030	Holiday	1,841	0	0	0	0	0
702050	Annual Leave	2,561	0	0	0	0	0
702080	Sick Leave	648	0	0	0	0	0
712020	Overtime	4,723	0	0	0	0	0
		43,492	49,365	49,365	49,365	52,099	52,099
Fringe Benefits							
722740	Fringe Benefits	0	44,770	44,770	44,770	38,625	38,625
722750	Workers Compensation	215	0	0	0	0	0
722760	Group Life	113	0	0	0	0	0
722770	Retirement	14,873	0	0	0	0	0
722780	Hospitalization	14,456	0	0	0	0	0
722790	Social Security	2,910	0	0	0	0	0
722800	Dental	1,082	0	0	0	0	0
722810	Disability	528	0	0	0	0	0
722820	Unemployment Insurance	161	0	0	0	0	0
722850	Optical	105	0	0	0	0	0
		34,442	44,770	44,770	44,770	38,625	38,625
Personnel		77,935	94,135	94,135	94,135	90,724	90,724
Operating Expenses							
Contractual Services							
730065	Administrative Overhead	18,125	0	0	0	0	0

Fund: 28560 - Health Vaccines for Children		OAKLAND COUNTY, MICHIGAN						
		FY2015 AND FY2016 AND FY2017 Adopted Budget						
Account Number/Description	FY 2013 Actual	FY 2014			FY 2015 Adopted	FY 2016 Adopted	FY 2017 Adopted	
		Adopted Budget	Amended Budget As Of 6/30	Estimated Actual				
730926 Indirect Costs	6,111	6,936	7,400	7,400	10,160	10,160	10,160	
731346 Personal Mileage	858	1,130	2,629	2,629	2,606	2,606	2,606	
732018 Travel and Conference	0	860	1,000	1,000	1,000	1,000	1,000	
	<u>25,095</u>	<u>8,926</u>	<u>11,029</u>	<u>11,029</u>	<u>13,766</u>	<u>13,766</u>	<u>13,766</u>	
<u>Commodities</u>								
750399 Office Supplies	0	0	0	0	674	674	674	
	<u>0</u>	<u>0</u>	<u>0</u>	<u>0</u>	<u>674</u>	<u>674</u>	<u>674</u>	
Operating Expenses	25,095	8,926	11,029	11,029	14,440	14,440	14,440	
<u>Internal Support</u>								
<u>Internal Services</u>								
774677 Insurance Fund	295	263	300	300	300	300	300	
	<u>295</u>	<u>263</u>	<u>300</u>	<u>300</u>	<u>300</u>	<u>300</u>	<u>300</u>	
Internal Support	295	263	300	300	300	300	300	
Grand Total Expenditures	103,324	103,324	105,464	105,464	105,464	105,464	105,464	

Fund:	28553 - Health WIC	OAKLAND COUNTY, MICHIGAN					
		FY2015 AND FY2016 AND FY2017 Adopted Budget					

Account Number/Description	FY 2013 Actual	FY 2014			FY 2015 Adopted	FY 2016 Adopted	FY 2017 Adopted
		Adopted Budget	Amended Budget As Of 6/30	Estimated Actual			
Revenues							
Revenue							
Federal Grants							
610313 Federal Operating Grants	0	2,597,198	2,547,498	2,547,498	2,589,366	2,589,366	2,589,366
	0	2,597,198	2,547,498	2,547,498	2,589,366	2,589,366	2,589,366
State Grants							
615571 State Operating Grants	2,597,198	0	0	0	0	0	0
	2,597,198	0	0	0	0	0	0
Other Revenues							
670513 Prior Years Revenue	164,573	0	0	0	0	0	0
	164,573	0	0	0	0	0	0
Revenue	2,761,771	2,597,198	2,547,498	2,547,498	2,589,366	2,589,366	2,589,366
Other Financing Sources							
Transfers In							
695500 Transfers In	0	8,640	8,640	8,640	8,640	8,640	8,640
	0	8,640	8,640	8,640	8,640	8,640	8,640
Other Financing Sources	0	8,640	8,640	8,640	8,640	8,640	8,640
Grand Total Revenues	2,761,771	2,605,838	2,556,138	2,556,138	2,598,006	2,598,006	2,598,006

Expenditures							
Personnel							
Salaries							
702010 Salaries Regular	748,297	1,009,594	974,570	974,570	1,012,834	1,012,834	1,012,834
702030 Holiday	36,658	0	0	0	0	0	0
702050 Annual Leave	43,630	0	0	0	0	0	0
702080 Sick Leave	17,445	0	0	0	0	0	0
702100 Retroactive	408	0	0	0	0	0	0
702140 Other Miscellaneous Salaries	10,000	0	0	0	0	0	0
702190 Workers Compensation Pay	3	0	0	0	0	0	0
702200 Death Leave	1,705	0	0	0	0	0	0
712020 Overtime	9,965	0	0	0	0	0	0
	868,112	1,009,594	974,570	974,570	1,012,834	1,012,834	1,012,834
Fringe Benefits							
722740 Fringe Benefits	0	724,960	709,297	709,297	655,759	655,759	655,759
722750 Workers Compensation	14,491	0	0	0	0	0	0
722760 Group Life	2,333	0	0	0	0	0	0

Fund:	28553 - Health WIC	OAKLAND COUNTY, MICHIGAN					
		FY2015 AND FY2016 AND FY2017 Adopted Budget					

Account Number/Description	FY 2013 Actual	FY 2014			FY 2015 Adopted	FY 2016 Adopted	FY 2017 Adopted
		Adopted Budget	Amended Budget As Of 6/30	Estimated Actual			
722770 Retirement	295,915	0	0	0	0	0	0
722780 Hospitalization	200,141	0	0	0	0	0	0
722790 Social Security	59,364	0	0	0	0	0	0
722800 Dental	13,198	0	0	0	0	0	0
722810 Disability	11,008	0	0	0	0	0	0
722820 Unemployment Insurance	3,165	0	0	0	0	0	0
722850 Optical	1,333	0	0	0	0	0	0
	600,949	724,960	709,297	709,297	655,759	655,759	655,759
Personnel	1,469,061	1,734,554	1,683,867	1,683,867	1,668,593	1,668,593	1,668,593
Operating Expenses							
Contractual Services							
730037 Adj Prior Years Exp	164,573	0	0	0	0	0	0
730065 Administrative Overhead	290,836	0	0	0	0	0	0
730072 Advertising	15,000	10,000	8,593	8,593	10,000	10,000	10,000
730373 Contracted Services	485,259	485,259	485,259	485,259	527,127	527,127	527,127
730646 Equipment Maintenance	445	500	300	300	500	500	500
730772 Freight and Express	0	383	300	300	300	300	300
730926 Indirect Costs	121,970	141,848	146,088	146,088	151,824	151,824	151,824
730982 Interpreter Fees	209	400	500	500	1,500	1,500	1,500
731059 Laundry and Cleaning	2,054	2,720	2,720	2,720	2,720	2,720	2,720
731346 Personal Mileage	3,329	4,072	3,814	3,814	3,780	3,780	3,780
731388 Printing	1,280	5,000	2,500	2,500	3,414	3,414	3,414
731458 Professional Services	0	500	500	500	500	500	500
731626 Rent	8,640	8,640	8,640	8,640	8,640	8,640	8,640
731941 Training	140	0	1,500	1,500	1,500	1,500	1,500
732018 Travel and Conference	1,016	3,000	1,801	1,801	1,801	1,801	1,801
	1,094,750	662,322	662,515	662,515	713,606	713,606	713,606
Commodities							
750049 Computer Supplies	50	500	150	150	150	150	150
750301 Medical Supplies	11,298	15,000	13,949	13,949	15,000	15,000	15,000
750392 Metered Postage	890	1,500	1,000	1,000	1,000	1,000	1,000
750399 Office Supplies	12,982	14,472	10,301	10,301	10,301	10,301	10,301
750567 Training-Educational Supplies	5,282	7,000	9,362	9,362	9,362	9,362	9,362
	30,502	38,472	34,762	34,762	35,813	35,813	35,813
Operating Expenses	1,125,253	700,794	697,277	697,277	749,419	749,419	749,419
Internal Support							
Internal Services							
770631 Bldg Space Cost Allocation	94,209	89,035	86,798	86,798	86,798	86,798	86,798

Fund:	28553 - Health WIC	OAKLAND COUNTY, MICHIGAN					
		FY2015 AND FY2016 AND FY2017 Adopted Budget					

Account Number/Description	FY 2013 Actual	FY 2014			FY 2015 Adopted	FY 2016 Adopted	FY 2017 Adopted
		Adopted Budget	Amended Budget As Of 6/30	Estimated Actual			
770667 Convenience Copier	424	1,500	1,000	1,000	0	0	0
774636 Info Tech Operations	52,368	49,456	66,016	66,016	66,016	66,016	66,016
774637 Info Tech Managed Print Svcs	0	0	0	0	1,000	1,000	1,000
774677 Insurance Fund	6,811	6,658	6,690	6,690	6,690	6,690	6,690
775754 Maintenance Department Charges	0	10,843	1,000	1,000	6,000	6,000	6,000
778675 Telephone Communications	13,646	12,998	13,490	13,490	13,490	13,490	13,490
	167,458	170,490	174,994	174,994	179,994	179,994	179,994
Internal Support	167,458	170,490	174,994	174,994	179,994	179,994	179,994
Transfers/Other Sources (Uses)							
Transfers Out	0	0	0	0	0	0	0
Transfers/Other Sources (Uses)	0	0	0	0	0	0	0
Grand Total Expenditures	2,761,771	2,605,838	2,556,138	2,556,138	2,598,006	2,598,006	2,598,006

Fund:	28227 - OSAS Adult Benefit Waiver Gt	OAKLAND COUNTY, MICHIGAN					
		FY2015 AND FY2016 AND FY2017 Adopted Budget					

Account Number/Description	FY 2013 Actual	FY 2014			FY 2015 Adopted	FY 2016 Adopted	FY 2017 Adopted	
		Adopted Budget	Amended Budget As Of 6/30	Estimated Actual				
Revenues								
Revenue								
Federal Grants								
610313	Federal Operating Grants	478,334	148,438	148,438	148,438	0	0	0
		478,334	148,438	148,438	148,438	0	0	0
State Grants								
615571	State Operating Grants	0	75,147	75,147	75,147	0	0	0
		0	75,147	75,147	75,147	0	0	0
Other Revenues								
670057	Adjustment Prior Years Revenue	0	0	0	0	0	0	0
670513	Prior Years Revenue	135,700	0	0	0	0	0	0
		135,701	0	0	0	0	0	0
Revenue		614,034	223,585	223,585	223,585	0	0	0
Grand Total Revenues		614,034	223,585	223,585	223,585	0	0	0

Expenditures

Personnel								
Salaries								
702010	Salaries Regular	14,571	24,028	24,028	24,028	0	0	0
702030	Holiday	386	0	0	0	0	0	0
702050	Annual Leave	375	0	0	0	0	0	0
702080	Sick Leave	201	0	0	0	0	0	0
702130	Shift Premium	1	0	0	0	0	0	0
		15,534	24,028	24,028	24,028	0	0	0
Fringe Benefits								
722740	Fringe Benefits	0	16,063	16,063	16,063	0	0	0
722750	Workers Compensation	35	0	0	0	0	0	0
722760	Group Life	47	0	0	0	0	0	0
722770	Retirement	5,755	0	0	0	0	0	0
722780	Hospitalization	3,350	0	0	0	0	0	0
722790	Social Security	1,145	0	0	0	0	0	0
722800	Dental	251	0	0	0	0	0	0
722810	Disability	218	0	0	0	0	0	0
722820	Unemployment Insurance	57	0	0	0	0	0	0
722850	Optical	21	0	0	0	0	0	0
		10,878	16,063	16,063	16,063	0	0	0

Fund:	28227 - OSAS Adult Benefit Waiver Gt	OAKLAND COUNTY, MICHIGAN				
		FY2015 AND FY2016 AND FY2017 Adopted Budget				

Account Number/Description	FY 2013 Actual	FY 2014			FY 2015 Adopted	FY 2016 Adopted	FY 2017 Adopted
		Adopted Budget	Amended Budget As Of 6/30	Estimated Actual			
Personnel	26,412	40,091	40,091	40,091	0	0	0
Operating Expenses							
Contractual Services							
730366 Contract Administration	0	2,750	2,750	2,750	0	0	0
730373 Contracted Services	412,118	177,368	177,368	177,368	0	0	0
730926 Indirect Costs	2,183	3,376	3,376	3,376	0	0	0
731437 Prof Svc-Auditing Svc	200	0	0	0	0	0	0
	414,500	183,494	183,494	183,494	0	0	0
Operating Expenses	414,500	183,494	183,494	183,494	0	0	0
Grand Total Expenditures	440,912	223,585	223,585	223,585	0	0	0

Fund:	29215 - Animal Control Grants	OAKLAND COUNTY, MICHIGAN					
		FY2015 AND FY2016 AND FY2017 Adopted Budget					

Account Number/Description	FY 2013 Actual	FY 2014			FY 2015 Adopted	FY 2016 Adopted	FY 2017 Adopted
		Adopted Budget	Amended Budget As Of 6/30	Estimated Actual			

Revenues

<u>Revenue</u>							
<u>Contributions</u>							
650104	Contributions Operating	840	0	0	0	0	0
		840	0	0	0	0	0
	Revenue	840	0	0	0	0	0
	Grand Total Revenues	840	0	0	0	0	0

Expenditures

<u>Operating Expenses</u>							
<u>Contractual Services</u>							
730373	Contracted Services	48,250	0	0	0	0	0
		48,250	0	0	0	0	0
	Operating Expenses	48,250	0	0	0	0	0
	Grand Total Expenditures	48,250	0	0	0	0	0

Fund:	29210 - Art Culture and Film Grant	OAKLAND COUNTY, MICHIGAN					
		FY2015 AND FY2016 AND FY2017 Adopted Budget					

Account Number/Description	FY 2013 Actual	FY 2014			FY 2015 Adopted	FY 2016 Adopted	FY 2017 Adopted
		Adopted Budget	Amended Budget As Of 6/30	Estimated Actual			

Revenues

<u>Revenue</u>							
<u>Federal Grants</u>							
610313	Federal Operating Grants	6,447	0	0	6,565	0	0
		6,447	0	0	6,565	0	0
<u>State Grants</u>							
615255	Art Council	9,400	31,700	30,165	8,840	30,165	30,165
		9,400	31,700	30,165	8,840	30,165	30,165
<u>Charges for Services</u>							
631764	Regranting Operational Support	22,546	9,400	10,400	23,600	10,400	10,400
		22,546	9,400	10,400	23,600	10,400	10,400
Revenue		38,393	41,100	40,565	39,005	40,565	40,565
Grand Total Revenues		38,393	41,100	40,565	39,005	40,565	40,565

Expenditures

<u>Personnel</u>							
<u>Salaries</u>							
702270	Salaries Reimbursement	9,400	0	0	0	0	0
		9,400	0	0	0	0	0
Personnel		9,400	0	0	0	0	0
<u>Operating Expenses</u>							
<u>Contractual Services</u>							
731241	Miscellaneous	0	9,400	10,400	0	10,400	10,400
731598	Regranting Program	28,993	31,700	30,165	0	30,165	30,165
		28,993	41,100	40,565	0	40,565	40,565
Operating Expenses		28,993	41,100	40,565	0	40,565	40,565
Grand Total Expenditures		38,393	41,100	40,565	0	40,565	40,565

Fund:	29220 - Clerk Survey Remonumentation	OAKLAND COUNTY, MICHIGAN				
		FY2015 AND FY2016 AND FY2017 Adopted Budget				

Account Number/Description	FY 2013 Actual	FY 2014			FY 2015 Adopted	FY 2016 Adopted	FY 2017 Adopted
		Adopted Budget	Amended Budget As Of 6/30	Estimated Actual			
Revenues							
Revenue							
State Grants							
615571 State Operating Grants	357,405	339,282	298,331	298,331	298,331	298,331	298,331
	357,405	339,282	298,331	298,331	298,331	298,331	298,331
Other Revenues							
	0	0	0	0	0	0	0
Revenue	357,405	339,282	298,331	298,331	298,331	298,331	298,331
Grand Total Revenues	357,405	339,282	298,331	298,331	298,331	298,331	298,331

Expenditures

Personnel							
Salaries							
702010 Salaries Regular	0	15,000	15,000	15,000	15,000	15,000	15,000
702240 Salary Adjustments	12,256	0	0	0	0	0	0
712020 Overtime	10,635	0	0	0	0	0	0
	22,891	15,000	15,000	15,000	15,000	15,000	15,000
Fringe Benefits							
722750 Workers Compensation	24	0	0	0	0	0	0
722760 Group Life	26	0	0	0	0	0	0
722770 Retirement	4,288	0	0	0	0	0	0
722780 Hospitalization	2,198	0	0	0	0	0	0
722790 Social Security	794	0	0	0	0	0	0
722800 Dental	165	0	0	0	0	0	0
722810 Disability	123	0	0	0	0	0	0
722820 Unemployment Insurance	39	0	0	0	0	0	0
722850 Optical	9	0	0	0	0	0	0
	7,666	0	0	0	0	0	0
Personnel	30,556	15,000	15,000	15,000	15,000	15,000	15,000
Operating Expenses							
Contractual Services							
730037 Adj Prior Years Exp	(8,256)	0	0	0	0	0	0
730373 Contracted Services	0	0	22,080	22,080	22,080	22,080	22,080
730709 Fees - Per Diems	0	5,625	12,600	12,600	12,600	12,600	12,600
731458 Professional Services	334,600	0	248,651	248,651	248,651	248,651	248,651
	326,344	5,625	283,331	283,331	283,331	283,331	283,331

Fund:	29220 - Clerk Survey Remonumentation	OAKLAND COUNTY, MICHIGAN				
		FY2015 AND FY2016 AND FY2017 Adopted Budget				

Account Number/Description	FY 2013 Actual	FY 2014			FY 2015 Adopted	FY 2016 Adopted	FY 2017 Adopted
		Adopted Budget	Amended Budget As Of 6/30	Estimated Actual			
<u>Non-Departmental</u>							
740128 Remonumentation	0	318,657	0	0	0	0	0
	0	318,657	0	0	0	0	0
Operating Expenses	326,344	324,282	283,331	283,331	283,331	283,331	283,331
<u>Internal Support</u>							
<u>Internal Services</u>							
778675 Telephone Communications	505	0	0	0	0	0	0
	505	0	0	0	0	0	0
Internal Support	505	0	0	0	0	0	0
Grand Total Expenditures	357,405	339,282	298,331	298,331	298,331	298,331	298,331

Fund:	29300 - Competitive Grant Assistance	OAKLAND COUNTY, MICHIGAN					
		FY2015 AND FY2016 AND FY2017 Adopted Budget					

Account Number/Description	FY 2013 Actual	FY 2014			FY 2015 Adopted	FY 2016 Adopted	FY 2017 Adopted
		Adopted Budget	Amended Budget As Of 6/30	Estimated Actual			

Revenues

<u>Revenue</u>								
<u>State Grants</u>								
615571	State Operating Grants	0	0	21,700	21,700	0	0	0
		0	0	21,700	21,700	0	0	0
Revenue		0	0	21,700	21,700	0	0	0
Grand Total Revenues		0	0	21,700	21,700	0	0	0

Expenditures

<u>Operating Expenses</u>								
<u>Contractual Services</u>								
730373	Contracted Services	0	0	15,200	15,200	0	0	0
		0	0	15,200	15,200	0	0	0
Operating Expenses		0	0	15,200	15,200	0	0	0
<u>Transfers/Other Sources (Uses)</u>								
<u>Transfers Out</u>								
788001	Transfers Out	0	0	6,500	6,500	0	0	0
		0	0	6,500	6,500	0	0	0
Transfers/Other Sources (Uses)		0	0	6,500	6,500	0	0	0
Grand Total Expenditures		0	0	21,700	21,700	0	0	0

Fund:	29340 - Domestic Preparedness Equipmen	OAKLAND COUNTY, MICHIGAN				
		FY2015 AND FY2016 AND FY2017 Adopted Budget				

Account Number/Description	FY 2013 Actual	FY 2014			FY 2015 Adopted	FY 2016 Adopted	FY 2017 Adopted
		Adopted Budget	Amended Budget As Of 6/30	Estimated Actual			

Revenues

<u>Revenue</u>							
<u>Federal Grants</u>							
610313	Federal Operating Grants	5,474,656	648,959	718,422	718,422	718,422	718,422
		<u>5,474,656</u>	<u>648,959</u>	<u>718,422</u>	<u>718,422</u>	<u>718,422</u>	<u>718,422</u>
<u>Other Revenues</u>							
670057	Adjustment Prior Years Revenue	28,603	0	0	0	0	0
670513	Prior Years Revenue	3,559	0	0	0	0	0
670570	Refund Prior Years Expenditure	18	0	0	0	0	0
		<u>32,180</u>	<u>0</u>	<u>0</u>	<u>0</u>	<u>0</u>	<u>0</u>
Revenue		5,506,836	648,959	718,422	718,422	718,422	718,422
Grand Total Revenues		5,506,836	648,959	718,422	718,422	718,422	718,422

Expenditures

<u>Personnel</u>							
<u>Salaries</u>							
702010	Salaries Regular	113,517	46,072	153,184	153,184	153,184	153,184
702030	Holiday	5,710	0	0	0	0	0
702050	Annual Leave	4,671	0	0	0	0	0
702080	Sick Leave	1,297	0	0	0	0	0
702140	Other Miscellaneous Salaries	1,500	0	0	0	0	0
		<u>126,694</u>	<u>46,072</u>	<u>153,184</u>	<u>153,184</u>	<u>153,184</u>	<u>153,184</u>
<u>Fringe Benefits</u>							
722740	Fringe Benefits	0	17,832	78,213	78,213	78,213	78,213
722750	Workers Compensation	1,459	0	0	0	0	0
722760	Group Life	383	0	0	0	0	0
722770	Retirement	50,046	0	0	0	0	0
722780	Hospitalization	18,688	0	0	0	0	0
722790	Social Security	9,474	0	0	0	0	0
722800	Dental	1,497	0	0	0	0	0
722810	Disability	1,375	0	0	0	0	0
722820	Unemployment Insurance	463	0	0	0	0	0
722850	Optical	185	0	0	0	0	0
		<u>83,571</u>	<u>17,832</u>	<u>78,213</u>	<u>78,213</u>	<u>78,213</u>	<u>78,213</u>
Personnel		210,265	63,904	231,397	231,397	231,397	231,397
Operating Expenses		210,265	63,904	231,397	231,397	231,397	231,397

Fund:	29340 - Domestic Preparedness Equipmen	OAKLAND COUNTY, MICHIGAN					
		FY2015 AND FY2016 AND FY2017 Adopted Budget					

Account Number/Description	FY 2013 Actual	FY 2014			FY 2015 Adopted	FY 2016 Adopted	FY 2017 Adopted
		Adopted Budget	Amended Budget As Of 6/30	Estimated Actual			
<u>Contractual Services</u>							
730044	Adj Prior Years Revenue	170,563	0	0	0	0	0
730324	Communications	356,638	0	0	0	0	0
731213	Membership Dues	100	0	0	0	0	0
731346	Personal Mileage	2,280	4,100	7,000	7,000	7,000	7,000
731388	Printing	1,071	0	0	0	0	0
731458	Professional Services	176,159	0	50,000	50,000	50,000	50,000
731465	Program	947,686	0	65,000	65,000	65,000	65,000
731577	Refund Prior Years Revenue	3,559	0	0	0	0	0
731773	Software Rental Lease Purchase	147,090	0	0	0	0	0
731780	Software Support Maintenance	9,684	0	0	0	0	0
731941	Training	72,531	0	0	0	0	0
732018	Travel and Conference	6,959	7,146	9,721	9,721	9,721	9,721
732165	Workshops and Meeting	85	0	3,000	3,000	3,000	3,000
		1,894,405	11,246	134,721	134,721	134,721	134,721
<u>Commodities</u>							
750049	Computer Supplies	2,369	0	0	0	0	0
750077	Disaster Supplies	313,281	0	0	0	0	0
750154	Expendable Equipment	47,518	0	0	0	0	0
750170	Other Expendable Equipment	71,500	0	0	0	0	0
750399	Office Supplies	4,657	3,000	0	0	0	0
750567	Training-Educational Supplies	34,150	10,809	0	0	0	0
		473,475	13,809	0	0	0	0
<u>Capital Outlay</u>							
760126	Capital Outlay Miscellaneous	2,647,314	560,000	351,304	351,304	351,304	351,304
760182	Tornado Siren Equip	268,886	0	0	0	0	0
		2,916,200	560,000	351,304	351,304	351,304	351,304
Operating Expenses		5,284,080	585,055	486,025	486,025	486,025	486,025
<u>Internal Support</u>							
<u>Internal Services</u>							
774636	Info Tech Operations	8,400	0	0	0	0	0
778675	Telephone Communications	686	0	1,000	1,000	1,000	1,000
		9,086	0	1,000	1,000	1,000	1,000
Internal Support		9,086	0	1,000	1,000	1,000	1,000
Grand Total Expenditures		5,503,431	648,959	718,422	718,422	718,422	718,422

Fund:	29251 - Economic Adjustment Assistance	OAKLAND COUNTY, MICHIGAN					
		FY2015 AND FY2016 AND FY2017 Adopted Budget					

Account Number/Description	FY 2013 Actual	FY 2014			FY 2015 Adopted	FY 2016 Adopted	FY 2017 Adopted
		Adopted Budget	Amended Budget As Of 6/30	Estimated Actual			

Revenues

<u>Revenue</u>							
<u>Federal Grants</u>							
610313	Federal Operating Grants	0	0	80,000	0	0	0
		0	0	80,000	0	0	0
	Revenue	0	0	80,000	0	0	0
	Grand Total Revenues	0	0	80,000	0	0	0

Expenditures

<u>Operating Expenses</u>							
<u>Contractual Services</u>							
730373	Contracted Services	0	0	80,000	0	0	0
		0	0	80,000	0	0	0
	Operating Expenses	0	0	80,000	0	0	0
	Grand Total Expenditures	0	0	80,000	0	0	0

Fund:	29245 - Michigan Economic Development	OAKLAND COUNTY, MICHIGAN				
		FY2015 AND FY2016 AND FY2017 Adopted Budget				

Account Number/Description	FY 2013 Actual	FY 2014			FY 2015 Adopted	FY 2016 Adopted	FY 2017 Adopted
		Adopted Budget	Amended Budget As Of 6/30	Estimated Actual			

Revenues

<u>Revenue</u>							
<u>Federal Grants</u>							
610313	Federal Operating Grants	35,649	0	0	0	0	0
		35,649	0	0	0	0	0
<u>State Grants</u>							
615571	State Operating Grants	13,831	0	0	1,498	0	0
		13,831	0	0	1,498	0	0
Revenue		49,480	0	0	1,498	0	0
Grand Total Revenues		49,480	0	0	1,498	0	0

Expenditures

<u>Operating Expenses</u>							
<u>Contractual Services</u>							
730072	Advertising	7,524	0	0	0	0	0
731458	Professional Services	7,440	0	0	0	0	0
		14,963	0	0	0	0	0
<u>Commodities</u>							
750119	Dry Goods and Clothing	4,311	0	0	0	0	0
750511	Special Event Supplies	0	0	0	1,498	0	0
		4,311	0	0	1,498	0	0
Operating Expenses		19,274	0	0	1,498	0	0
<u>Internal Support</u>							
<u>Internal Services</u>							
773630	Info Tech Development	30,206	0	0	0	0	0
		30,206	0	0	0	0	0
Internal Support		30,206	0	0	0	0	0
Grand Total Expenditures		49,480	0	0	1,498	0	0

Fund:	29482 - Pollution Prevention Grant	OAKLAND COUNTY, MICHIGAN					
		FY2015 AND FY2016 AND FY2017 Adopted Budget					

Account Number/Description	FY 2013 Actual	FY 2014			FY 2015 Adopted	FY 2016 Adopted	FY 2017 Adopted
		Adopted Budget	Amended Budget As Of 6/30	Estimated Actual			

Revenues

<u>Revenue</u>							
<u>State Grants</u>							
615571	State Operating Grants	41,163	0	0	0	0	0
		41,163	0	0	0	0	0
	Revenue	41,163	0	0	0	0	0
	Grand Total Revenues	41,163	0	0	0	0	0

Expenditures

<u>Operating Expenses</u>							
<u>Contractual Services</u>							
731458	Professional Services	41,163	0	0	0	0	0
		41,163	0	0	0	0	0
	Operating Expenses	41,163	0	0	0	0	0
	Grand Total Expenditures	41,163	0	0	0	0	0

Fund:	29247 - TIGER II Planning Grant	OAKLAND COUNTY, MICHIGAN					
		FY2015 AND FY2016 AND FY2017 Adopted Budget					

Account Number/Description	FY 2013 Actual	FY 2014			FY 2015 Adopted	FY 2016 Adopted	FY 2017 Adopted
		Adopted Budget	Amended Budget As Of 6/30	Estimated Actual			

Revenues

Revenue								
Federal Grants								
610313	Federal Operating Grants	48,309	0	0	0	0	0	0
		48,309	0	0	0	0	0	0
State Grants								
		0	0	0	0	0	0	0
Other Revenues								
670570	Refund Prior Years Expenditure	0	0	0	0	0	0	0
		0	0	0	0	0	0	0
Revenue		48,310	0	0	0	0	0	0
Grand Total Revenues		48,310	0	0	0	0	0	0

Expenditures

Operating Expenses								
Contractual Services								
730044	Adj Prior Years Revenue	0	0	0	0	0	0	0
731458	Professional Services	48,309	0	0	0	0	0	0
		48,310	0	0	0	0	0	0
Operating Expenses		48,310	0	0	0	0	0	0
Grand Total Expenditures		48,310	0	0	0	0	0	0

Fund:	29480 - 2010 Regional Green St Prog	OAKLAND COUNTY, MICHIGAN					
		FY2015 AND FY2016 AND FY2017 Adopted Budget					

Account Number/Description	FY 2013 Actual	FY 2014			FY 2015 Adopted	FY 2016 Adopted	FY 2017 Adopted
		Adopted Budget	Amended Budget As Of 6/30	Estimated Actual			

Revenues

<u>Revenue</u>							
<u>Federal Grants</u>							
610313	Federal Operating Grants	33,816	0	0	0	0	0
		33,816	0	0	0	0	0
	Revenue	33,816	0	0	0	0	0
	Grand Total Revenues	33,816	0	0	0	0	0

Expenditures

<u>Operating Expenses</u>							
<u>Contractual Services</u>							
		0	0	0	0	0	0
<u>Commodities</u>							
750224	Grounds Supplies	33,816	0	0	0	0	0
		33,816	0	0	0	0	0
	Operating Expenses	33,816	0	0	0	0	0
	Grand Total Expenditures	33,816	0	0	0	0	0

Fund:	29330 - FEMA Grants	OAKLAND COUNTY, MICHIGAN				
		FY2015 AND FY2016 AND FY2017 Adopted Budget				

Account Number/Description	FY 2013 Actual	FY 2014			FY 2015 Adopted	FY 2016 Adopted	FY 2017 Adopted
		Adopted Budget	Amended Budget As Of 6/30	Estimated Actual			
Revenues							
Revenue							
Federal Grants							
610313 Federal Operating Grants	28,867	0	0	0	0	0	0
	28,867	0	0	0	0	0	0
Other Revenues							
670057 Adjustment Prior Years Revenue	6,391	0	0	0	0	0	0
670570 Refund Prior Years Expenditure	8,871	0	0	0	0	0	0
	15,263	0	0	0	0	0	0
Revenue	44,130	0	0	0	0	0	0
Grand Total Revenues	44,130	0	0	0	0	0	0

Expenditures							
Personnel							
Salaries							
702010 Salaries Regular	191	0	0	0	0	0	0
	191	0	0	0	0	0	0
Fringe Benefits							
722750 Workers Compensation	0	0	0	0	0	0	0
722760 Group Life	1	0	0	0	0	0	0
722770 Retirement	71	0	0	0	0	0	0
722780 Hospitalization	49	0	0	0	0	0	0
722790 Social Security	13	0	0	0	0	0	0
722800 Dental	4	0	0	0	0	0	0
722810 Disability	3	0	0	0	0	0	0
722820 Unemployment Insurance	1	0	0	0	0	0	0
722850 Optical	0	0	0	0	0	0	0
	142	0	0	0	0	0	0
Personnel	333	0	0	0	0	0	0
Operating Expenses							
Contractual Services							
730044 Adj Prior Years Revenue	6,422	0	0	0	0	0	0
730072 Advertising	480	0	0	0	0	0	0
732018 Travel and Conference	600	0	0	0	0	0	0
	7,502	0	0	0	0	0	0
Commodities							

Fund:	29330 - FEMA Grants	OAKLAND COUNTY, MICHIGAN				
		FY2015 AND FY2016 AND FY2017 Adopted Budget				

Account Number/Description	FY 2013 Actual	FY 2014			FY 2015 Adopted	FY 2016 Adopted	FY 2017 Adopted
		Adopted Budget	Amended Budget As Of 6/30	Estimated Actual			
750077 Disaster Supplies	25,559	0	0	0	0	0	0
	25,559	0	0	0	0	0	0
Operating Expenses	33,060	0	0	0	0	0	0
Grand Total Expenditures	33,393	0	0	0	0	0	0

Fund:	27120 - FOC Access Visitation	OAKLAND COUNTY, MICHIGAN					
		FY2015 AND FY2016 AND FY2017 Adopted Budget					

Account Number/Description	FY 2013 Actual	FY 2014			FY 2015 Adopted	FY 2016 Adopted	FY 2017 Adopted
		Adopted Budget	Amended Budget As Of 6/30	Estimated Actual			

Revenues

<u>Revenue</u>								
<u>Federal Grants</u>								
610313	Federal Operating Grants	25,478	21,000	14,500	14,500	14,500	14,500	14,500
		25,478	21,000	14,500	14,500	14,500	14,500	14,500
Revenue		25,478	21,000	14,500	14,500	14,500	14,500	14,500
Grand Total Revenues		25,478	21,000	14,500	14,500	14,500	14,500	14,500

Expenditures

<u>Operating Expenses</u>								
<u>Contractual Services</u>								
731458	Professional Services	25,473	21,000	14,500	14,500	14,500	14,500	14,500
		25,473	21,000	14,500	14,500	14,500	14,500	14,500
Operating Expenses		25,473	21,000	14,500	14,500	14,500	14,500	14,500
Grand Total Expenditures		25,473	21,000	14,500	14,500	14,500	14,500	14,500

Fund:	29246 - MI Financial Empowerment	OAKLAND COUNTY, MICHIGAN					
		FY2015 AND FY2016 AND FY2017 Adopted Budget					

Account Number/Description	FY 2013 Actual	FY 2014			FY 2015 Adopted	FY 2016 Adopted	FY 2017 Adopted
		Adopted Budget	Amended Budget As Of 6/30	Estimated Actual			

Revenues

<u>Revenue</u>								
<u>State Grants</u>								
615571	State Operating Grants	0	0	25,000	25,000	0	0	0
		0	0	25,000	25,000	0	0	0
	Revenue	0	0	25,000	25,000	0	0	0
	Grand Total Revenues	0	0	25,000	25,000	0	0	0

Expenditures

<u>Operating Expenses</u>								
<u>Contractual Services</u>								
730373	Contracted Services	0	0	22,000	22,000	0	0	0
731388	Printing	0	0	3,000	3,000	0	0	0
		0	0	25,000	25,000	0	0	0
	Operating Expenses	0	0	25,000	25,000	0	0	0
	Grand Total Expenditures	0	0	25,000	25,000	0	0	0

Fund:	27125 - Adoption Incentive Grant	OAKLAND COUNTY, MICHIGAN					
		FY2015 AND FY2016 AND FY2017 Adopted Budget					

Account Number/Description	FY 2013 Actual	FY 2014			FY 2015 Adopted	FY 2016 Adopted	FY 2017 Adopted
		Adopted Budget	Amended Budget As Of 6/30	Estimated Actual			

Revenues

Revenue

Federal Grants

610313 Federal Operating Grants	30,390	0	0	0	0	0	0
	30,390	0	0	0	0	0	0
Revenue	30,390	0	0	0	0	0	0
Grand Total Revenues	30,390	0	0	0	0	0	0

Expenditures

Personnel

Salaries

702010 Salaries Regular	13,557	0	0	0	0	0	0
702030 Holiday	1,024	0	0	0	0	0	0
702050 Annual Leave	410	0	0	0	0	0	0
702080 Sick Leave	357	0	0	0	0	0	0
	15,347	0	0	0	0	0	0

Fringe Benefits

722750 Workers Compensation	33	0	0	0	0	0	0
722760 Group Life	39	0	0	0	0	0	0
722770 Retirement	5,138	0	0	0	0	0	0
722780 Hospitalization	4,104	0	0	0	0	0	0
722790 Social Security	1,008	0	0	0	0	0	0
722800 Dental	78	0	0	0	0	0	0
722810 Disability	186	0	0	0	0	0	0
722820 Unemployment Insurance	55	0	0	0	0	0	0
722850 Optical	31	0	0	0	0	0	0
	10,672	0	0	0	0	0	0
Personnel	26,019	0	0	0	0	0	0

Operating Expenses

Contractual Services

730723 Fees Guardian Ad Litem	4,371	0	0	0	0	0	0
	4,371	0	0	0	0	0	0
Operating Expenses	4,371	0	0	0	0	0	0
Grand Total Expenditures	30,390	0	0	0	0	0	0

Fund:	27130 - Drug Court Circuit Adult SCAO	OAKLAND COUNTY, MICHIGAN					
		FY2015 AND FY2016 AND FY2017 Adopted Budget					

Account Number/Description	FY 2013 Actual	FY 2014			FY 2015 Adopted	FY 2016 Adopted	FY 2017 Adopted
		Adopted Budget	Amended Budget As Of 6/30	Estimated Actual			
Revenues							
<u>Revenue</u>							
<u>State Grants</u>							
615571 State Operating Grants	30,000	30,000	47,000	47,000	47,000	47,000	47,000
	30,000	30,000	47,000	47,000	47,000	47,000	47,000
Revenue	30,000	30,000	47,000	47,000	47,000	47,000	47,000
<u>Other Financing Sources</u>							
<u>Transfers In</u>							
695500 Transfers In	18,940	0	18,940	18,940	0	0	0
	18,940	0	18,940	18,940	0	0	0
Other Financing Sources	18,940	0	18,940	18,940	0	0	0
Grand Total Revenues	48,940	30,000	65,940	65,940	47,000	47,000	47,000

Expenditures							
<u>Personnel</u>							
<u>Salaries</u>							
702010 Salaries Regular	18,501	19,000	28,000	28,000	28,000	28,000	28,000
702030 Holiday	930	0	0	0	0	0	0
702050 Annual Leave	2,254	0	0	0	0	0	0
702080 Sick Leave	368	0	0	0	0	0	0
	22,053	19,000	28,000	28,000	28,000	28,000	28,000
<u>Fringe Benefits</u>							
722750 Workers Compensation	76	136	189	189	189	189	189
722760 Group Life	67	34	42	42	42	42	42
722770 Retirement	7,296	4,063	6,928	6,928	6,928	6,928	6,928
722780 Hospitalization	5,747	5,400	8,681	8,681	8,681	8,681	8,681
722790 Social Security	1,600	842	2,487	2,487	2,487	2,487	2,487
722800 Dental	500	219	381	381	381	381	381
722810 Disability	315	155	192	192	192	192	192
722820 Unemployment Insurance	80	41	45	45	45	45	45
722850 Optical	39	110	55	55	55	55	55
	15,720	11,000	19,000	19,000	19,000	19,000	19,000
Personnel	37,772	30,000	47,000	47,000	47,000	47,000	47,000
<u>Operating Expenses</u>							
<u>Contractual Services</u>							
731416 Priv Institutions Residential	0	0	6,940	6,940	0	0	0

Fund:	27130 - Drug Court Circuit Adult SCAO	OAKLAND COUNTY, MICHIGAN						
		FY2015 AND FY2016 AND FY2017 Adopted Budget						

Account Number/Description	FY 2013 Actual	FY 2014			FY 2015 Adopted	FY 2016 Adopted	FY 2017 Adopted
		Adopted Budget	Amended Budget As Of 6/30	Estimated Actual			
731997 Transportation of Clients	0	0	2,000	2,000	0	0	0
732165 Workshops and Meeting	0	0	1,000	1,000	0	0	0
	0	0	9,940	9,940	0	0	0
Commodities							
750245 Incentives	0	0	3,000	3,000	0	0	0
750280 Laboratory Supplies	0	0	6,000	6,000	0	0	0
	0	0	9,000	9,000	0	0	0
Operating Expenses	0	0	18,940	18,940	0	0	0
Grand Total Expenditures	37,772	30,000	65,940	65,940	47,000	47,000	47,000

Fund:	27140 - Drug Court Circuit Juveni SCAO	OAKLAND COUNTY, MICHIGAN					
		FY2015 AND FY2016 AND FY2017 Adopted Budget					

Account Number/Description	FY 2013 Actual	FY 2014			FY 2015 Adopted	FY 2016 Adopted	FY 2017 Adopted
		Adopted Budget	Amended Budget As Of 6/30	Estimated Actual			
Revenues							
Revenue							
State Grants							
615571 State Operating Grants	40,000	40,000	43,000	43,000	43,000	43,000	43,000
	40,000	40,000	43,000	43,000	43,000	43,000	43,000
Revenue	40,000	40,000	43,000	43,000	43,000	43,000	43,000
Other Financing Sources							
Transfers In							
695500 Transfers In	9,404	0	56,618	56,618	0	0	0
	9,404	0	56,618	56,618	0	0	0
Other Financing Sources	9,404	0	56,618	56,618	0	0	0
Grand Total Revenues	49,404	40,000	99,618	99,618	43,000	43,000	43,000

Expenditures							
Personnel							
Salaries							
702010 Salaries Regular	47,122	22,636	59,863	59,863	25,000	25,000	25,000
702030 Holiday	2,417	0	0	0	0	0	0
702050 Annual Leave	2,110	0	0	0	0	0	0
702080 Sick Leave	1,304	0	0	0	0	0	0
702140 Other Miscellaneous Salaries	500	0	0	0	0	0	0
702200 Death Leave	70	0	0	0	0	0	0
	53,522	22,636	59,863	59,863	25,000	25,000	25,000
Fringe Benefits							
722750 Workers Compensation	215	73	808	808	73	73	73
722760 Group Life	156	40	180	180	40	40	40
722770 Retirement	20,041	10,048	16,072	16,072	10,684	10,684	10,684
722780 Hospitalization	7,614	6,522	16,231	16,231	6,522	6,522	6,522
722790 Social Security	3,817	443	4,580	4,580	443	443	443
722800 Dental	477	126	762	762	126	126	126
722810 Disability	729	39	820	820	39	39	39
722820 Unemployment Insurance	186	45	192	192	45	45	45
722850 Optical	58	28	110	110	28	28	28
	33,292	17,364	39,755	39,755	18,000	18,000	18,000
Personnel Operating Expenses	86,815	40,000	99,618	99,618	43,000	43,000	43,000

Fund:	27140 - Drug Court Circuit Juveni SCAO	OAKLAND COUNTY, MICHIGAN				
		FY2015 AND FY2016 AND FY2017 Adopted Budget				

Account Number/Description	FY 2013 Actual	FY 2014			FY 2015 Adopted	FY 2016 Adopted	FY 2017 Adopted
		Adopted Budget	Amended Budget As Of 6/30	Estimated Actual			
<u>Contractual Services</u>	0	0	0	0	0	0	0
Operating Expenses	0	0	0	0	0	0	0
Grand Total Expenditures	86,815	40,000	99,618	99,618	43,000	43,000	43,000

Fund:	27151 - Drug Court Dist 52 1 Probation	OAKLAND COUNTY, MICHIGAN				
		FY2015 AND FY2016 AND FY2017 Adopted Budget				

Account Number/Description	FY 2013 Actual	FY 2014			FY 2015 Adopted	FY 2016 Adopted	FY 2017 Adopted
		Adopted Budget	Amended Budget As Of 6/30	Estimated Actual			
Revenues							
Revenue							
State Grants							
615571 State Operating Grants	0	0	75,000	75,000	75,000	75,000	75,000
	0	0	75,000	75,000	75,000	75,000	75,000
	0	0	75,000	75,000	75,000	75,000	75,000
Other Financing Sources							
Transfers In							
	0	0	0	0	0	0	0
	0	0	0	0	0	0	0
Other Financing Sources	0	0	0	0	0	0	0
Grand Total Revenues	0	0	75,000	75,000	75,000	75,000	75,000

Expenditures							
Personnel							
Salaries							
702010 Salaries Regular	0	0	40,319	40,319	40,319	40,319	40,319
	0	0	40,319	40,319	40,319	40,319	40,319
Fringe Benefits							
722750 Workers Compensation	0	0	544	544	544	544	544
722760 Group Life	0	0	121	121	121	121	121
722770 Retirement	0	0	14,592	14,592	14,592	14,592	14,592
722780 Hospitalization	0	0	13,362	13,362	13,362	13,362	13,362
722790 Social Security	0	0	3,377	3,377	3,377	3,377	3,377
722800 Dental	0	0	762	762	762	762	762
722810 Disability	0	0	552	552	552	552	552
722820 Unemployment Insurance	0	0	129	129	129	129	129
722850 Optical	0	0	110	110	110	110	110
	0	0	33,549	33,549	33,549	33,549	33,549
	0	0	73,868	73,868	73,868	73,868	73,868
Personnel	0	0	73,868	73,868	73,868	73,868	73,868
Operating Expenses							
Contractual Services							
731818 Special Event Program	0	0	857	857	857	857	857
732018 Travel and Conference	0	0	275	275	275	275	275
	0	0	1,132	1,132	1,132	1,132	1,132
Commodities							
	0	0	0	0	0	0	0

Fund:	27151 - Drug Court Dist 52 1 Probation	OAKLAND COUNTY, MICHIGAN				
		FY2015 AND FY2016 AND FY2017 Adopted Budget				

Account Number/Description	FY 2013 Actual	FY 2014			FY 2015 Adopted	FY 2016 Adopted	FY 2017 Adopted
		Adopted Budget	Amended Budget As Of 6/30	Estimated Actual			
Operating Expenses	0	0	1,132	1,132	1,132	1,132	1,132
Grand Total Expenditures	0	0	75,000	75,000	75,000	75,000	75,000

Fund:	27165 - Drug Court 52 3 Dist SCAO	OAKLAND COUNTY, MICHIGAN					
		FY2015 AND FY2016 AND FY2017 Adopted Budget					

Account Number/Description	FY 2013 Actual	FY 2014			FY 2015 Adopted	FY 2016 Adopted	FY 2017 Adopted
		Adopted Budget	Amended Budget As Of 6/30	Estimated Actual			

Revenues

<u>Revenue</u>								
<u>State Grants</u>								
615571	State Operating Grants	0	0	25,000	25,000	0	0	0
		0	0	25,000	25,000	0	0	0
<u>Other Revenues</u>								
670570	Refund Prior Years Expenditure	500	0	0	0	0	0	0
		500	0	0	0	0	0	0
Revenue		500	0	25,000	25,000	0	0	0
Grand Total Revenues		500	0	25,000	25,000	0	0	0

Expenditures

<u>Operating Expenses</u>								
<u>Contractual Services</u>								
730044	Adj Prior Years Revenue	500	0	0	0	0	0	0
731346	Personal Mileage	0	0	848	848	0	0	0
731458	Professional Services	0	0	20,940	20,940	0	0	0
731818	Special Event Program	0	0	400	400	0	0	0
732018	Travel and Conference	0	0	825	825	0	0	0
		500	0	23,013	23,013	0	0	0
<u>Commodities</u>								
750245	Incentives	0	0	1,987	1,987	0	0	0
		0	0	1,987	1,987	0	0	0
Operating Expenses		500	0	25,000	25,000	0	0	0
Grand Total Expenditures		500	0	25,000	25,000	0	0	0

Fund:	27167 - Drug Court District 52 4 SCAO	OAKLAND COUNTY, MICHIGAN					
		FY2015 AND FY2016 AND FY2017 Adopted Budget					

Account Number/Description	FY 2013 Actual	FY 2014			FY 2015 Adopted	FY 2016 Adopted	FY 2017 Adopted
		Adopted Budget	Amended Budget As Of 6/30	Estimated Actual			
Revenues							
Revenue							
State Grants							
615571 State Operating Grants	0	0	13,000	13,000	13,000	13,000	13,000
	0	0	13,000	13,000	13,000	13,000	13,000
Revenue	0	0	13,000	13,000	13,000	13,000	13,000
Grand Total Revenues	0	0	13,000	13,000	13,000	13,000	13,000
Expenditures							
Personnel							
Salaries							
702010 Salaries Regular	0	0	5,766	5,766	5,766	5,766	5,766
	0	0	5,766	5,766	5,766	5,766	5,766
Fringe Benefits							
722750 Workers Compensation	0	0	78	78	78	78	78
722770 Retirement	0	0	144	144	144	144	144
722790 Social Security	0	0	84	84	84	84	84
722820 Unemployment Insurance	0	0	19	19	19	19	19
	0	0	325	325	325	325	325
Personnel	0	0	6,091	6,091	6,091	6,091	6,091
Operating Expenses							
Contractual Services							
730548 Drug Testing	0	0	4,980	4,980	4,980	4,980	4,980
732018 Travel and Conference	0	0	825	825	825	825	825
	0	0	5,805	5,805	5,805	5,805	5,805
Commodities							
750245 Incentives	0	0	1,104	1,104	1,104	1,104	1,104
	0	0	1,104	1,104	1,104	1,104	1,104
Operating Expenses	0	0	6,909	6,909	6,909	6,909	6,909
Grand Total Expenditures	0	0	13,000	13,000	13,000	13,000	13,000

Fund:	27175 - Mich Mental Health SCAO	OAKLAND COUNTY, MICHIGAN					
		FY2015 AND FY2016 AND FY2017 Adopted Budget					

Account Number/Description	FY 2013 Actual	FY 2014			FY 2015 Adopted	FY 2016 Adopted	FY 2017 Adopted
		Adopted Budget	Amended Budget As Of 6/30	Estimated Actual			
Revenues							
Revenue							
State Grants							
615571	State Operating Grants	59,881	60,000	60,000	60,000	60,000	60,000
		59,881	60,000	60,000	60,000	60,000	60,000
Revenue		59,881	60,000	60,000	60,000	60,000	60,000
Grand Total Revenues		59,881	60,000	60,000	60,000	60,000	60,000

Expenditures							
Operating Expenses							
Contractual Services							
731458	Professional Services	57,571	54,000	54,000	54,000	54,000	54,000
732011	Transportation Service	2,310	2,310	1,680	1,680	1,680	1,680
		59,881	56,310	55,680	55,680	55,680	55,680
Commodities							
750280	Laboratory Supplies	0	3,690	4,320	4,320	4,320	4,320
		0	3,690	4,320	4,320	4,320	4,320
Operating Expenses		59,881	60,000	60,000	60,000	60,000	60,000
Grand Total Expenditures		59,881	60,000	60,000	60,000	60,000	60,000

Fund:	27135 - Urban Drug Court	OAKLAND COUNTY, MICHIGAN				
		FY2015 AND FY2016 AND FY2017 Adopted Budget				

Account Number/Description	FY 2013 Actual	FY 2014			FY 2015 Adopted	FY 2016 Adopted	FY 2017 Adopted
		Adopted Budget	Amended Budget As Of 6/30	Estimated Actual			
Revenues							
Revenue							
State Grants							
615571 State Operating Grants	30,221	247,229	290,320	290,320	290,320	290,320	290,320
	30,221	247,229	290,320	290,320	290,320	290,320	290,320
Revenue	30,221	247,229	290,320	290,320	290,320	290,320	290,320
Grand Total Revenues	30,221	247,229	290,320	290,320	290,320	290,320	290,320

Expenditures							
Personnel							
Salaries							
702010 Salaries Regular	9,347	72,721	74,620	74,620	74,620	74,620	74,620
702030 Holiday	332	0	0	0	0	0	0
702050 Annual Leave	306	0	0	0	0	0	0
702080 Sick Leave	28	0	0	0	0	0	0
	10,013	72,721	74,620	74,620	74,620	74,620	74,620
Fringe Benefits							
722750 Workers Compensation	33	902	1,008	1,008	1,008	1,008	1,008
722760 Group Life	31	225	171	171	171	171	171
722770 Retirement	3,814	26,863	20,855	20,855	20,855	20,855	20,855
722780 Hospitalization	1,890	19,473	13,362	13,362	13,362	13,362	13,362
722790 Social Security	741	5,563	4,818	4,818	4,818	4,818	4,818
722800 Dental	142	1,135	762	762	762	762	762
722810 Disability	68	1,025	781	781	781	781	781
722820 Unemployment Insurance	36	269	238	238	238	238	238
722850 Optical	14	175	110	110	110	110	110
	6,769	55,630	42,105	42,105	42,105	42,105	42,105
Personnel	16,781	128,351	116,725	116,725	116,725	116,725	116,725
Operating Expenses							
Contractual Services							
731458 Professional Services	9,583	69,708	131,160	131,160	131,160	131,160	131,160
731997 Transportation of Clients	1,008	33,780	32,670	32,670	32,670	32,670	32,670
732018 Travel and Conference	834	0	0	0	0	0	0
	11,425	103,488	163,830	163,830	163,830	163,830	163,830
Commodities							
750280 Laboratory Supplies	2,015	15,390	9,765	9,765	9,765	9,765	9,765

Fund:	27135 - Urban Drug Court	OAKLAND COUNTY, MICHIGAN				
		FY2015 AND FY2016 AND FY2017 Adopted Budget				

Account Number/Description	FY 2013 Actual	FY 2014			FY 2015 Adopted	FY 2016 Adopted	FY 2017 Adopted
		Adopted Budget	Amended Budget As Of 6/30	Estimated Actual			
	2,015	15,390	9,765	9,765	9,765	9,765	9,765
Operating Expenses	13,440	118,878	173,595	173,595	173,595	173,595	173,595
Grand Total Expenditures	30,221	247,229	290,320	290,320	290,320	290,320	290,320

PROPRIETARY FUNDS

Fund: 53500 - CLEMIS	OAKLAND COUNTY, MICHIGAN
FY2015 AND FY2016 AND FY2017 Adopted Budget	

Account Number/Description	FY 2013 Actual	FY 2014			FY 2015 Adopted	FY 2016 Adopted	FY 2017 Adopted
		Adopted Budget	Amended Budget As Of 6/30	Estimated Actual			

Revenues

<u>Revenue</u>								
<u>Charges for Services</u>								
630004	Access Fees Non Oakland	644,551	631,117	631,117	510,237	744,979	784,188	784,188
630005	Access Fees Oakland	283,411	308,169	308,169	219,567	275,045	285,232	285,232
630262	CLEMIS Citation	129,360	100,000	100,000	117,796	100,000	100,000	100,000
630263	CLEMIS Crash	383,876	425,000	425,000	317,965	425,000	425,000	425,000
630267	CLEMIS Parking	1,218	0	0	4,978	0	0	0
630430	Crime Mapping	3,691	5,400	5,400	5,789	5,400	5,400	5,400
630924	In Car Terminals External	1,557,798	1,624,590	1,624,590	1,173,245	1,572,109	1,572,109	1,572,109
630931	In Car Terminals Internal	220,159	219,355	219,612	171,341	218,800	218,800	218,800
631127	Maintenance Contracts	581,390	574,883	574,883	425,337	574,883	574,883	574,883
631253	Miscellaneous	165	0	0	882	0	0	0
631372	OC Depts Operations	348,814	339,537	339,537	273,567	388,932	403,337	403,337
631463	Parts and Accessories	3,868	1,500	1,500	5,796	1,500	1,500	1,500
631610	Productive Labor	0	200	200	0	200	200	200
631687	Rebilled Charges	126,388	125,000	125,000	123,750	130,000	130,000	130,000
631827	Reimb General	353,246	350,000	350,000	403,741	350,000	350,000	350,000
632079	Service Fees	289,028	1,201,000	1,201,000	779,124	1,201,000	1,201,000	1,201,000
		4,926,962	5,905,751	5,906,008	4,533,115	5,987,848	6,051,649	6,051,649
<u>Investment Income</u>								
655077	Accrued Interest Adjustments	(3,095)	0	0	(1,896)	0	0	0
655385	Income from Investments	65,062	35,000	35,000	127,162	35,000	35,000	35,000
		61,966	35,000	35,000	125,266	35,000	35,000	35,000
<u>Planned Use of Fund Balance</u>								
665882	Planned Use of Balance	0	375,106	374,849	0	750,001	602,807	627,262
		0	375,106	374,849	0	750,001	602,807	627,262
<u>Other Revenues</u>								
670513	Prior Years Revenue	0	0	0	450,158	0	0	0
670570	Refund Prior Years Expenditure	0	0	0	68,721	0	0	0
670627	Sale of Equipment	234	0	0	0	0	0	0
		234	0	0	518,879	0	0	0
<u>Gain or Loss on Exchg of Asset</u>								
675354	Gain on Sale of Equip	183	0	0	62	0	0	0
		183	0	0	62	0	0	0
Revenue		4,989,346	6,315,857	6,315,857	5,177,322	6,772,849	6,689,456	6,713,911

Fund: 53500 - CLEMIS	OAKLAND COUNTY, MICHIGAN
FY2015 AND FY2016 AND FY2017 Adopted Budget	

Account Number/Description	FY 2013 Actual	FY 2014			FY 2015 Adopted	FY 2016 Adopted	FY 2017 Adopted
		Adopted Budget	Amended Budget As Of 6/30	Estimated Actual			
Other Financing Sources							
Capital Contributions							
690189 Capital Asset Contributions	2,189,506	0	0	1,732,783	0	0	0
	2,189,506	0	0	1,732,783	0	0	0
Transfers In							
695500 Transfers In	2,114,641	2,044,186	2,044,186	1,533,140	2,044,186	2,044,186	2,044,186
	2,114,641	2,044,186	2,044,186	1,533,140	2,044,186	2,044,186	2,044,186
Other Financing Sources	4,304,147	2,044,186	2,044,186	3,265,923	2,044,186	2,044,186	2,044,186
Grand Total Revenues	9,293,492	8,360,043	8,360,043	8,443,245	8,817,035	8,733,642	8,758,097

Expenditures

Personnel							
Salaries							
702010 Salaries Regular	1,001,694	1,600,267	1,600,267	763,167	1,689,625	1,723,418	1,740,652
702030 Holiday	51,672	0	0	47,520	0	0	0
702050 Annual Leave	69,774	0	0	58,705	0	0	0
702080 Sick Leave	21,844	0	0	15,235	0	0	0
702130 Shift Premium	671	0	0	505	0	0	0
702140 Other Miscellaneous Salaries	8,500	0	0	2,301	0	0	0
702200 Death Leave	1,089	0	0	0	0	0	0
712020 Overtime	27,244	40,000	40,000	24,814	40,000	40,000	40,000
712040 Holiday Overtime	937	0	0	368	0	0	0
712090 On Call	39,059	32,500	32,500	30,417	32,500	32,500	32,500
	1,222,484	1,672,767	1,672,767	943,032	1,762,125	1,795,918	1,813,152
Fringe Benefits							
722750 Workers Compensation	2,719	3,506	3,506	2,113	3,783	3,783	3,783
722760 Group Life	3,321	4,826	4,826	2,639	5,196	5,196	5,196
722770 Retirement	447,721	571,839	571,839	337,120	498,309	498,309	498,309
722780 Hospitalization	202,818	318,856	318,856	154,627	318,419	318,419	318,419
722790 Social Security	92,655	119,815	119,815	71,642	128,539	128,539	128,539
722800 Dental	14,396	20,329	20,329	13,028	24,604	24,604	24,604
722810 Disability	15,327	22,691	22,691	12,691	24,467	24,467	24,467
722820 Unemployment Insurance	4,476	5,012	5,012	3,018	5,405	5,405	5,405
722850 Optical	1,263	2,249	2,249	1,039	2,419	2,419	2,419
722900 Fringe Benefit Adjustments	0	34,059	34,059	0	16,032	29,177	35,881
	784,697	1,103,182	1,103,182	597,917	1,027,173	1,040,318	1,047,022
Personnel	2,007,181	2,775,949	2,775,949	1,540,949	2,789,298	2,836,236	2,860,174

Fund: 53500 - CLEMIS	OAKLAND COUNTY, MICHIGAN
FY2015 AND FY2016 AND FY2017 Adopted Budget	

Account Number/Description	FY 2013 Actual	FY 2014			FY 2015 Adopted	FY 2016 Adopted	FY 2017 Adopted
		Adopted Budget	Amended Budget As Of 6/30	Estimated Actual			

Operating Expenses

Contractual Services

730114	Auction Expense	6	0	0	0	0	0	0
730121	Bank Charges	102,695	8,000	8,000	113,555	100,000	100,000	100,000
730324	Communications	788,733	1,000,000	1,000,000	502,831	1,000,000	1,000,000	1,000,000
730646	Equipment Maintenance	264,139	380,000	380,000	87,531	380,000	380,000	380,000
730772	Freight and Express	316	250	250	517	250	250	250
730786	Garbage and Rubbish Disposal	0	0	0	180	0	0	0
730926	Indirect Costs	254,405	240,000	240,000	208,522	240,000	240,000	240,000
731213	Membership Dues	634	750	750	1,016	2,000	2,000	2,000
731346	Personal Mileage	2,214	2,500	2,500	1,769	2,500	2,500	2,500
731388	Printing	218	3,000	3,000	1,064	3,000	3,000	3,000
731458	Professional Services	376,728	650,000	650,000	780,497	650,000	500,000	500,000
731542	Rebillable Services	87,279	130,000	130,000	96,825	130,000	130,000	130,000
731773	Software Rental Lease Purchase	213,597	0	0	274,484	250,000	250,000	250,000
731780	Software Support Maintenance	753,749	650,000	650,000	807,776	750,000	750,000	750,000
732018	Travel and Conference	2,284	6,000	6,000	6,966	6,000	6,000	6,000
732165	Workshops and Meeting	105	1,250	1,250	2,516	1,250	1,250	1,250
		2,847,099	3,071,750	3,071,750	2,886,049	3,515,000	3,365,000	3,365,000

Commodities

750119	Dry Goods and Clothing	487	1,200	1,200	638	1,200	1,200	1,200
750154	Expendable Equipment	0	0	0	2,176	0	0	0
750170	Other Expendable Equipment	15,181	20,000	20,000	5,603	20,000	20,000	20,000
750203	Forensic Lab Enhancement	0	0	0	5,480	0	0	0
750392	Metered Postage	717	287	287	121	287	287	287
750399	Office Supplies	542	1,000	1,000	1,265	1,000	1,000	1,000
750413	Parts and Accessories	9,592	5,000	5,000	18,922	25,000	25,000	25,000
750455	Printing Supplies	2,181	500	500	0	500	500	500
		28,700	27,987	27,987	34,205	47,987	47,987	47,987

Depreciation

761107	Depreciation Computer Equip	404,166	0	0	0	0	0	0
761114	Depreciation Computer Software	1,128,147	0	0	0	0	0	0
761121	Depreciation Equipment	0	1,699,868	1,699,868	2,067,591	1,699,868	1,699,868	1,699,868
		1,532,313	1,699,868	1,699,868	2,067,591	1,699,868	1,699,868	1,699,868

Operating Expenses

Internal Support

Internal Services

770631	Bldg Space Cost Allocation	131,011	133,741	133,741	100,306	102,901	122,336	122,853
--------	----------------------------	---------	---------	---------	---------	---------	---------	---------

Fund:	53500 - CLEMIS	OAKLAND COUNTY, MICHIGAN					
		FY2015 AND FY2016 AND FY2017 Adopted Budget					

Account Number/Description	FY 2013 Actual	FY 2014			FY 2015 Adopted	FY 2016 Adopted	FY 2017 Adopted
		Adopted Budget	Amended Budget As Of 6/30	Estimated Actual			
773630 Info Tech Development	131,657	417,934	417,934	114,266	417,934	417,934	417,934
774636 Info Tech Operations	202,934	201,436	201,436	153,653	201,436	201,436	201,436
776659 Motor Pool Fuel Charges	1,671	1,759	1,759	1,610	1,863	2,097	2,097
776661 Motor Pool	16,585	10,351	10,351	11,985	17,592	17,592	17,592
777560 Radio Communications	0	600	600	11,730	0	0	0
778675 Telephone Communications	19,686	18,668	18,668	17,043	23,156	23,156	23,156
	503,543	784,489	784,489	410,593	764,882	784,551	785,068
Internal Support	503,543	784,489	784,489	410,593	764,882	784,551	785,068
Grand Total Expenditures	6,918,836	8,360,043	8,360,043	6,939,387	8,817,035	8,733,642	8,758,097

CAPITAL BUDGET PLAN FOR CLEMIS FUND 53500

<u>Asset Category</u>	<u>Cost</u> <u>3/31/2014</u>	<u>Accumulated</u> <u>Depreciation</u>	<u>Net Book</u> <u>Value</u> <u>3/31/2014</u>	<u>Capital</u> <u>Additions</u>	<u>Remaining</u> <u>FY 2014</u>	<u>Projected Depreciation</u>			
						<u>FY 2015</u>	<u>FY 2016</u>	<u>FY 2017</u>	
Equipment									
Equipment	\$ 7,341,737	\$ 4,035,644	\$ 3,306,093	\$ -	\$ 878,799	\$ 916,062	\$ 503,744	\$ 503,744	\$ -
E911 Equipment	2,554,100	2,554,100	-	-	-	-	-	-	-
COPS MORE Equipment	23,923,858	23,136,963	786,895	-	316,685	470,210	-	-	-
OakVideo Equipment	6,478,422	6,478,422	-	-	-	-	-	-	-
Records Mgmt System Upgrade	4,206,913	1,051,728	3,155,185	-	420,691	841,383	841,382	841,382	841,382
TOTAL EQUIPMENT ASSETS	\$ 44,505,030	\$ 37,256,857	\$ 7,248,173	\$ -	\$ 1,616,175	\$ 2,227,655	\$ 1,345,126	\$ 1,345,126	\$ -
CAPITAL PROJECTS IN PROGRESS									
Computer Aided Dispatch Upgrade	\$ 1,215,266	\$ -	\$ 1,215,266	\$ 2,138,391	\$ -	\$ 670,731	\$ 670,731	\$ 670,731	\$ 670,731
SAN/Backup, MugShot Camera Upgrade	68,803	-	68,803	-	-	13,760	13,760	13,760	13,760
TOTAL CAPITAL PROJECT ASSETS	\$ 1,284,069	\$ -	\$ 1,284,069	\$ 2,138,391	\$ -	\$ 684,491	\$ 684,491	\$ 684,491	\$ 684,491
FUTURE ACQUISITIONS:									
Mugshot Enhancement	\$ -	\$ -	\$ -	\$ 1,000,000	\$ -	\$ -	\$ 200,000	\$ 200,000	\$ 200,000
Other-Infrastructure Upgrade	-	-	-	750,000	-	150,000	150,000	150,000	150,000
LiveScan Upgrade	-	-	-	750,000	-	150,000	150,000	150,000	150,000
Oak Video Upgrade	-	-	-	2,100,000	-	420,000	420,000	420,000	420,000
TOTAL FUTURE ACQUISITIONS	\$ -	\$ -	\$ -	\$ 4,600,000	\$ -	\$ 720,000	\$ 920,000	\$ 920,000	\$ 920,000
GRAND TOTAL OF ALL ASSETS	\$ 45,789,099	\$ 37,256,857	\$ 8,532,242	\$ 6,738,391	\$ 1,616,175	\$ 3,632,146	\$ 2,949,617	\$ 2,949,617	\$ -

Useful Life of Assets:

Technology Equipment
 Equipment over \$50,000 (servers)
 Intangible Assets (infrastructure,
 software, services for project)

3 years
 5 years
 5 years

Fund: 56500 - County Airports	OAKLAND COUNTY, MICHIGAN
FY2015 AND FY2016 AND FY2017 Adopted Budget	

Account Number/Description	FY 2013 Actual	FY 2014			FY 2015 Adopted	FY 2016 Adopted	FY 2017 Adopted
		Adopted Budget	Amended Budget As Of 6/30	Estimated Actual			

Revenues

<u>Revenue</u>							
<u>Federal Grants Non-Operating</u>							
610900	Fed Grant - Interest Recovery	111,668	0	0	0	0	0
		111,668	0	0	0	0	0
<u>Charges for Services</u>							
630133	Aviation Gas	862,059	960,160	960,160	844,360	860,160	860,160
630189	Car Rental Concessions	35,214	32,950	32,950	47,650	32,950	32,950
630385	Costs	1,105	900	900	900	900	900
630833	Gasoline Oil Grease Charges	294	0	0	0	0	0
631036	Land Lease	1,168,862	1,177,000	1,177,000	1,099,100	1,177,000	1,177,000
631050	Landing Fee Concessions	57,960	60,204	60,204	60,204	60,204	60,204
631057	Landing Fees	17,040	15,000	15,000	15,000	15,000	15,000
631064	Late Penalty	9,456	10,594	10,594	10,594	9,594	9,594
631253	Miscellaneous	5,078	15,000	15,000	3,100	5,000	5,000
631456	Parking Fees	1,965	850	850	850	850	850
631897	Reimb US Customs Service	492,643	385,000	385,000	354,000	400,000	400,000
632226	T Hangar Rental	1,716,100	1,975,363	1,975,363	1,580,163	1,720,363	1,720,363
632268	Terminal Space	0	800	800	800	800	800
632282	Tie Down	11,623	20,000	20,000	10,300	15,000	15,000
		4,379,400	4,653,821	4,653,821	4,027,021	4,297,821	4,297,821
<u>Investment Income</u>							
655077	Accrued Interest Adjustments	(6,274)	0	0	0	0	0
655385	Income from Investments	131,748	278,744	278,744	238,144	278,744	278,744
		125,474	278,744	278,744	238,144	278,744	278,744
<u>Planned Use of Fund Balance</u>							
665882	Planned Use of Balance	0	0	0	0	2,078,398	1,969,788
		0	0	0	0	2,078,398	2,045,472
							1,969,788
<u>Other Revenues</u>							
670627	Sale of Equipment	2,599	0	0	0	0	0
670741	Sale of Scrap	0	0	0	23,000	0	0
		2,599	0	0	23,000	0	0
<u>Gain or Loss on Exchg of Asset</u>							
		0	0	0	0	0	0
Revenue		4,619,141	4,932,565	4,932,565	4,288,165	6,654,963	6,622,037
Other Financing Sources							6,546,353

Fund:	56500 - County Airports	OAKLAND COUNTY, MICHIGAN					
		FY2015 AND FY2016 AND FY2017 Adopted Budget					

Account Number/Description	FY 2013 Actual	FY 2014			FY 2015 Adopted	FY 2016 Adopted	FY 2017 Adopted
		Adopted Budget	Amended Budget As Of 6/30	Estimated Actual			
Capital Contributions							
690189 Capital Asset Contributions	666,880	1,897,613	1,897,613	1,169,313	0	0	0
	666,880	1,897,613	1,897,613	1,169,313	0	0	0
Other Financing Sources	666,880	1,897,613	1,897,613	1,169,313	0	0	0
Grand Total Revenues	5,286,021	6,830,178	6,830,178	5,457,478	6,654,963	6,622,037	6,546,353

Expenditures

Personnel							
Salaries							
702010 Salaries Regular	852,402	1,056,636	1,056,636	997,636	1,088,175	1,116,140	1,134,659
702030 Holiday	38,949	0	0	0	0	0	0
702050 Annual Leave	74,667	0	0	0	0	0	0
702080 Sick Leave	16,251	0	0	0	0	0	0
702100 Retroactive	42	0	0	0	0	0	0
702130 Shift Premium	3,376	3,500	3,500	3,500	3,500	3,500	3,500
702140 Other Miscellaneous Salaries	8,659	0	0	0	0	0	0
702160 Summer Help	0	62,805	62,805	62,805	62,805	62,805	62,805
702180 Emergency Salaries	0	11,315	11,315	11,315	11,315	11,315	11,315
702200 Death Leave	1,954	0	0	0	0	0	0
712020 Overtime	71,273	33,949	33,949	80,249	33,949	33,949	33,949
712040 Holiday Overtime	20,180	23,923	23,923	23,923	23,923	23,923	23,923
	1,087,752	1,192,128	1,192,128	1,179,428	1,223,667	1,251,632	1,270,151

Fringe Benefits							
722750 Workers Compensation	15,285	13,435	13,435	13,435	13,943	13,943	13,943
722760 Group Life	2,701	2,980	2,980	2,980	3,074	3,074	3,074
722770 Retirement	362,348	352,728	352,728	352,728	290,021	290,021	290,021
722780 Hospitalization	219,792	253,872	253,872	253,872	271,849	271,849	271,849
722790 Social Security	74,545	79,738	79,738	79,738	82,007	82,007	82,007
722800 Dental	14,512	16,356	16,356	16,356	18,821	18,821	18,821
722810 Disability	12,595	14,016	14,016	14,016	14,437	14,437	14,437
722820 Unemployment Insurance	3,979	3,375	3,375	3,375	3,483	3,483	3,483
722850 Optical	1,374	1,617	1,617	1,617	1,896	1,896	1,896
722900 Fringe Benefit Adjustments	0	9,788	9,788	0	0	13,282	19,624
	707,132	747,905	747,905	738,117	699,531	712,813	719,155

Personnel	1,794,884	1,940,033	1,940,033	1,917,545	1,923,198	1,964,445	1,989,306
------------------	------------------	------------------	------------------	------------------	------------------	------------------	------------------

Operating Expenses							
Contractual Services							
730037 Adj Prior Years Exp	13,333	0	0	0	0	0	0

Fund:	56500 - County Airports	OAKLAND COUNTY, MICHIGAN					
		FY2015 AND FY2016 AND FY2017 Adopted Budget					

Account Number/Description	FY 2013 Actual	FY 2014			FY 2015 Adopted	FY 2016 Adopted	FY 2017 Adopted
		Adopted Budget	Amended Budget As Of 6/30	Estimated Actual			
730044	Adj Prior Years Revenue	300	0	0	0	0	0
730072	Advertising	1,775	1,000	1,000	1,000	1,000	1,000
730114	Auction Expense	106	0	0	0	0	0
730198	Building Maintenance Charges	21,679	26,000	26,000	26,000	26,000	26,000
730247	Charge Card Fee	16,220	17,000	17,000	17,000	17,000	17,000
730429	Custodial Services	800	1,000	1,000	1,000	8,300	8,300
730562	Electrical Service	226,057	200,000	200,000	191,000	200,000	200,000
730611	Employees Medical Exams	731	0	0	0	0	0
730618	Energy Efficiency Improvements	3,836	0	0	0	0	0
730646	Equipment Maintenance	80,725	72,625	72,625	72,625	72,625	72,625
730772	Freight and Express	287	500	500	500	500	500
730786	Garbage and Rubbish Disposal	4,004	2,500	2,500	2,500	2,500	2,500
730814	Grounds Maintenance	177,258	173,000	173,000	252,000	173,000	173,000
730926	Indirect Costs	400,668	438,063	438,063	480,963	440,863	440,863
731059	Laundry and Cleaning	2,029	2,400	2,400	2,400	2,100	2,100
731115	Licenses and Permits	1,365	2,000	2,000	2,000	1,400	1,400
731171	Management Services	53,702	55,691	55,691	55,691	56,491	56,491
731213	Membership Dues	2,276	2,141	2,141	2,141	2,141	2,141
731234	Misc Expenses-Donations	1,720	0	0	0	0	0
731241	Miscellaneous	153	0	0	0	0	0
731334	Paying Agents Fee Contractual	672	300	300	300	300	300
731339	Periodicals Books Publ Sub	2,599	0	0	0	0	0
731346	Personal Mileage	550	700	700	700	700	700
731388	Printing	88	1,913	1,913	1,913	100	100
731458	Professional Services	10,709	16,000	16,000	6,800	9,000	9,000
731472	Project Construction and Impr	0	0	0	64,500	0	0
731479	Property Taxes	9	0	0	0	0	0
731654	Runway and Taxiway Repairs	553	500	500	500	500	500
731689	Security Expense	5,233	5,000	5,000	5,000	5,000	5,000
731941	Training	1,727	6,000	6,000	500	3,000	3,000
732018	Travel and Conference	2,081	1,200	1,200	1,200	1,200	1,200
732020	Travel Employee Taxable Meals	51	0	0	0	0	0
732067	US Customs Services	328,422	330,000	330,000	305,000	330,000	330,000
732102	Water and Sewage Charges	39,393	34,000	34,000	34,000	40,000	40,000
732151	Window Cleaning Service	3,375	4,500	4,500	4,500	4,500	4,500
732165	Workshops and Meeting	900	1,000	1,000	1,000	500	500
		1,405,387	1,395,033	1,395,033	1,532,733	1,398,720	1,398,720

Commodities

750119	Dry Goods and Clothing	3,890	6,500	6,500	6,500	4,000	4,000	4,000
--------	------------------------	-------	-------	-------	-------	-------	-------	-------

Fund:	56500 - County Airports	OAKLAND COUNTY, MICHIGAN						
		FY2015 AND FY2016 AND FY2017 Adopted Budget						

Account Number/Description		FY 2013 Actual	FY 2014			FY 2015 Adopted	FY 2016 Adopted	FY 2017 Adopted
			Adopted Budget	Amended Budget As Of 6/30	Estimated Actual			
750133	Electrical Supplies	9,031	10,500	10,500	10,500	10,500	10,500	10,500
750140	Employee Footwear	60	0	0	0	0	0	0
750154	Expendable Equipment	0	2,000	2,000	2,000	0	0	0
750196	Firefighting Supplies	4,484	3,000	3,000	18,500	3,000	3,000	3,000
750210	Gasoline Charges	40,431	33,000	33,000	56,700	40,000	40,000	40,000
750224	Grounds Supplies	44	2,000	2,000	2,000	1,000	1,000	1,000
750287	Maintenance Supplies	19,892	15,500	15,500	25,800	19,000	19,000	19,000
750392	Metered Postage	2,313	2,015	2,015	2,015	2,015	2,015	2,015
750399	Office Supplies	3,211	6,008	6,008	6,008	3,308	3,308	3,308
750448	Postage-Standard Mailing	11	150	150	150	150	150	150
750504	Small Tools	2,087	5,600	5,600	5,600	2,000	2,000	2,000
		85,455	86,273	86,273	135,773	84,973	84,973	84,973
<u>Depreciation</u>								
761007	Depreciation Land Improvements	1,564,774	1,535,776	1,535,776	1,535,776	1,370,876	1,323,076	1,230,876
761049	Depreciation Roads Parking Lot	282,676	280,211	280,211	308,211	309,011	309,011	309,011
761084	Depreciation Buildings	833,155	832,708	832,708	832,708	832,508	823,408	820,408
761121	Depreciation Equipment	14,466	12,551	12,551	57,551	91,251	91,251	86,751
761156	Depreciation Vehicles	103,774	153,774	153,774	103,774	81,974	51,374	51,374
		2,798,844	2,815,020	2,815,020	2,838,020	2,685,620	2,598,120	2,498,420
<u>Principal Payments</u>								
764023	Bond Maturing	0	0	0	590,000	0	0	0
		0	0	0	590,000	0	0	0
<u>Interest on Debt</u>								
765031	Interest Expense	356,601	342,928	342,928	342,928	326,169	326,169	326,169
		356,601	342,928	342,928	342,928	326,169	326,169	326,169
Operating Expenses		4,646,287	4,639,254	4,639,254	5,439,454	4,495,482	4,407,982	4,308,282
<u>Internal Support</u>								
<u>Internal Services</u>								
770667	Convenience Copier	1,457	3,549	3,549	3,549	0	0	0
771639	Drain Equipment	0	2,000	2,000	2,000	2,000	2,000	2,000
773630	Info Tech Development	3,601	7,000	7,000	7,000	7,000	7,000	7,000
774636	Info Tech Operations	21,168	28,519	28,519	28,519	20,309	20,309	20,309
774637	Info Tech Managed Print Svcs	0	0	0	0	386	386	386
774677	Insurance Fund	153,604	178,541	178,541	178,541	167,340	180,667	179,822
775754	Maintenance Department Charges	2,087	2,000	2,000	2,000	2,000	2,000	2,000
776659	Motor Pool Fuel Charges	0	264	264	264	0	0	0
776661	Motor Pool	4,466	4,743	4,743	4,743	4,476	4,476	4,476
777560	Radio Communications	8,152	7,922	7,922	7,922	9,038	9,038	9,038

Fund:	56500 - County Airports	OAKLAND COUNTY, MICHIGAN					
		FY2015 AND FY2016 AND FY2017 Adopted Budget					

Account Number/Description	FY 2013 Actual	FY 2014			FY 2015 Adopted	FY 2016 Adopted	FY 2017 Adopted
		Adopted Budget	Amended Budget As Of 6/30	Estimated Actual			
778675 Telephone Communications	17,480	16,353	16,353	16,353	23,734	23,734	23,734
	212,014	250,891	250,891	250,891	236,283	249,610	248,765
Internal Support	212,014	250,891	250,891	250,891	236,283	249,610	248,765
Grand Total Expenditures	6,653,185	6,830,178	6,830,178	7,607,890	6,654,963	6,622,037	6,546,353

CAPITAL BUDGET PLAN FOR AIRPORT FUND 56500

ASSET CATEGORY - PROFILE ID	Total Assets	Accumulated Depreciation Thru 4/30/14	Salvage Value	Book Value as of 4/30/14	Capital Additions	DEPRECIATION							TOTAL
						Remaining FY2014	FY2015	FY2016	FY2017	FY2018	FY2019	FUTURE	
Collection - P_COL	12,000	-	-	12,000	-	-	-	-	-	-	-	-	12,000
Land - PLAND	36,201,393	-	-	36,201,393	-	-	-	-	-	-	-	-	36,201,393
Total Non Depreciable Assets	36,213,392.70	-	-	36,213,392.70	-	-	-	-	-	-	-	-	36,213,392.70
Equipment - P_EQP & P5200	1,374,756	910,389	-	464,367	-	23,963	57,512	57,512	53,057	45,422	45,422	181,480	1,374,757
Vehicles - P5450	2,320,918	2,054,433	4,525	266,485	-	43,239	81,911	51,303	51,303	34,203	-	-	2,320,918
Building - PBLDG & P3100	33,783,421	9,553,289	-	24,230,131	-	346,930	832,439	832,508	820,429	809,941	805,261	19,782,624	33,783,421
Land Improvement - PLIMP & P1900	34,314,762	24,321,944	-	9,992,818	-	637,939	1,362,833	1,315,117	1,222,835	767,698	760,318	3,926,077	34,314,762
Roads and Parking Lots - PROAD & P22	4,622,936	1,666,535	-	2,956,402	-	128,749	308,998	308,998	308,998	308,998	308,998	1,282,663	4,622,936
Total Depreciable Assets	76,416,794	38,506,590	4,525	37,910,203	-	1,180,820	2,643,692	2,565,438	2,456,623	1,966,262	1,919,999	25,172,844	76,416,794
TOTAL ASSETS	112,630,186	38,506,590	4,525	74,123,596	-	1,180,820	2,643,692	2,565,438	2,456,623	1,966,262	1,919,999	25,172,844	112,630,186
FISCAL YEAR	CAPITAL ACQUISITIONS						FY2015	FY2016	FY2017	FY2018	FY2019	FUTURE	Grand Total
2015	P_EQP	-	-	-	337,000	-	33,700	33,700	33,700	33,700	33,700	168,500	337,000
2015	PLIMP	-	-	-	120,203	-	8,014	8,014	8,014	8,014	8,014	80,136	120,204
	TOTAL CAPITAL ACQUISITIONS	-	-	-	457,203	-	41,714	41,714	41,714	41,714	41,714	248,636	457,204
	GRAND TOTAL	112,630,186	38,506,590	4,525	74,123,596	457,203	1,180,820	2,685,406	2,607,152	2,498,336	2,007,976	1,961,713	113,087,390

Fund:	51600 - Delinquent Tax Revolving	OAKLAND COUNTY, MICHIGAN					
		FY2015 AND FY2016 AND FY2017 Adopted Budget					

Account Number/Description	FY 2013 Actual	FY 2014			FY 2015 Adopted	FY 2016 Adopted	FY 2017 Adopted
		Adopted Budget	Amended Budget As Of 6/30	Estimated Actual			

Revenues

<u>Revenue</u>							
<u>Charges for Services</u>							
630294	Collection Fees	3,339,504	4,100,000	4,100,000	3,600,000	3,000,000	3,000,000
630994	Interest and Penalty	1,745,405	250,000	250,000	350,000	500,000	500,000
631001	Interest on Delinquent Taxes	14,719,003	14,500,000	14,500,000	13,453,600	14,000,000	14,000,000
		19,803,913	18,850,000	18,850,000	17,403,600	17,500,000	17,500,000
<u>Investment Income</u>							
655077	Accrued Interest Adjustments	(52,099)	0	0	0	0	0
655385	Income from Investments	886,181	1,000,000	1,000,000	1,289,700	884,000	884,000
655462	Increase Market Value Invest	(114,119)	0	0	0	0	0
655616	Interest Credited	452	0	0	0	0	0
		720,415	1,000,000	1,000,000	1,289,700	884,000	884,000
<u>Planned Use of Fund Balance</u>							
665882	Planned Use of Balance	0	1,124,253	1,124,253	0	2,040,034	1,424,481
		0	1,124,253	1,124,253	0	2,040,034	1,424,481
<u>Other Revenues</u>							
670456	Prior Years Adjustments	1,375,679	0	0	70,000	0	0
		1,375,679	0	0	70,000	0	0
Revenue		21,900,007	20,974,253	20,974,253	18,763,300	20,424,034	19,808,481
Grand Total Revenues		21,900,007	20,974,253	20,974,253	18,763,300	20,424,034	19,808,481

Expenditures

<u>Personnel</u>							
<u>Salaries</u>							
702010	Salaries Regular	49,692	104,159	104,159	95,659	107,284	110,524
702030	Holiday	2,707	0	0	0	0	0
702050	Annual Leave	5,380	0	0	0	0	0
702080	Sick Leave	1,128	0	0	0	0	0
702140	Other Miscellaneous Salaries	500	0	0	0	0	0
		59,407	104,159	104,159	95,659	107,284	110,524
<u>Fringe Benefits</u>							
722750	Workers Compensation	132	233	233	233	240	240
722760	Group Life	180	321	321	321	331	331
722770	Retirement	21,990	39,182	39,182	34,682	32,369	32,369
722780	Hospitalization	17,044	32,296	32,296	27,396	30,525	30,525

Fund:		51600 - Delinquent Tax Revolving		OAKLAND COUNTY, MICHIGAN					
				FY2015 AND FY2016 AND FY2017 Adopted Budget					
Account Number/Description		FY 2013 Actual	FY 2014			FY 2015 Adopted	FY 2016 Adopted	FY 2017 Adopted	
			Adopted Budget	Amended Budget As Of 6/30	Estimated Actual				
722790	Social Security	4,306	7,968	7,968	6,968	8,207	8,207	8,207	
722800	Dental	1,280	2,139	2,139	1,939	2,312	2,312	2,312	
722810	Disability	853	1,508	1,508	1,308	1,553	1,553	1,553	
722820	Unemployment Insurance	217	333	333	333	343	343	343	
722850	Optical	71	187	187	187	167	167	167	
722900	Fringe Benefit Adjustments	0	0	0	0	0	835	426	
		46,074	84,167	84,167	73,367	76,047	76,882	76,473	
Personnel		105,481	188,326	188,326	169,026	183,331	186,312	186,997	
Operating Expenses									
Contractual Services									
730065	Administrative Overhead	17,100	20,000	20,000	25,100	20,000	20,000	20,000	
730926	Indirect Costs	55,434	200,000	200,000	81,600	56,160	56,160	56,160	
731073	Legal Services	27,500	40,000	40,000	40,000	40,000	40,000	40,000	
731334	Paying Agents Fee Contractual	0	1,800	1,800	0	1,800	1,800	1,800	
731388	Printing	900	250	250	900	250	250	250	
731451	Prof Svc-Financial Consultant	31,500	30,000	30,000	31,500	30,000	30,000	30,000	
731458	Professional Services	70,944	170,000	170,000	100,600	170,000	170,000	170,000	
		203,378	462,050	462,050	279,700	318,210	318,210	318,210	
Interest on Debt									
765031	Interest Expense	77,221	315,000	315,000	80,000	315,000	315,000	315,000	
		77,221	315,000	315,000	80,000	315,000	315,000	315,000	
Operating Expenses		280,598	777,050	777,050	359,700	633,210	633,210	633,210	
Transfers/Other Sources (Uses)									
Transfers Out									
788001	Transfers Out	21,193,738	20,008,877	20,008,877	20,008,877	19,607,493	18,988,959	18,615,100	
		21,193,738	20,008,877	20,008,877	20,008,877	19,607,493	18,988,959	18,615,100	
Transfers/Other Sources (Uses)		21,193,738	20,008,877	20,008,877	20,008,877	19,607,493	18,988,959	18,615,100	
Grand Total Expenditures		21,579,818	20,974,253	20,974,253	20,537,603	20,424,034	19,808,481	19,435,307	

Fund:	51800 - Delinqt Personal Prop Tax Adm	OAKLAND COUNTY, MICHIGAN					
		FY2015 AND FY2016 AND FY2017 Adopted Budget					

Account Number/Description	FY 2013 Actual	FY 2014			FY 2015 Adopted	FY 2016 Adopted	FY 2017 Adopted
		Adopted Budget	Amended Budget As Of 6/30	Estimated Actual			
Revenues							
Revenue							
Charges for Services							
630014 Administration Fees	665,501	898,728	898,728	600,000	730,742	730,742	730,742
631253 Miscellaneous	0	0	0	47,944	0	0	0
631869 Reimb Salaries	0	2,300	2,300	0	2,300	2,300	2,300
	<u>665,501</u>	<u>901,028</u>	<u>901,028</u>	<u>647,944</u>	<u>733,042</u>	<u>733,042</u>	<u>733,042</u>
Investment Income							
655077 Accrued Interest Adjustments	(413)	0	0	0	0	0	0
655385 Income from Investments	4,786	2,253	2,253	3,500	6,288	8,807	8,807
	<u>4,373</u>	<u>2,253</u>	<u>2,253</u>	<u>3,500</u>	<u>6,288</u>	<u>8,807</u>	<u>8,807</u>
Planned Use of Fund Balance							
665882 Planned Use of Balance	0	0	0	0	196,708	214,294	216,251
	<u>0</u>	<u>0</u>	<u>0</u>	<u>0</u>	<u>196,708</u>	<u>214,294</u>	<u>216,251</u>
Revenue	669,874	903,281	903,281	651,444	936,038	956,143	958,100
Grand Total Revenues	669,874	903,281	903,281	651,444	936,038	956,143	958,100

Expenditures							
Personnel							
Salaries							
702010 Salaries Regular	320,436	248,143	248,143	226,443	255,619	260,731	263,338
702030 Holiday	15,134	0	0	0	0	0	0
702050 Annual Leave	29,552	0	0	0	0	0	0
702080 Sick Leave	5,319	0	0	0	0	0	0
702140 Other Miscellaneous Salaries	3,500	0	0	0	0	0	0
712020 Overtime	852	0	0	0	0	0	0
	<u>374,794</u>	<u>248,143</u>	<u>248,143</u>	<u>226,443</u>	<u>255,619</u>	<u>260,731</u>	<u>263,338</u>
Fringe Benefits							
722750 Workers Compensation	832	556	556	556	573	573	573
722760 Group Life	1,061	764	764	664	789	789	789
722770 Retirement	131,013	77,682	77,682	74,182	64,619	64,619	64,619
722780 Hospitalization	69,737	42,847	42,847	36,347	56,896	56,896	56,896
722790 Social Security	26,752	18,984	18,984	16,284	19,555	19,555	19,555
722800 Dental	5,269	3,156	3,156	2,556	3,285	3,285	3,285
722810 Disability	5,197	3,594	3,594	3,194	3,701	3,701	3,701
722820 Unemployment Insurance	1,370	793	793	693	817	817	817

Fund:	51800 - Delinqt Personal Prop Tax Adm	OAKLAND COUNTY, MICHIGAN
		FY2015 AND FY2016 AND FY2017 Adopted Budget

Account Number/Description	FY 2013 Actual	FY 2014			FY 2015 Adopted	FY 2016 Adopted	FY 2017 Adopted
		Adopted Budget	Amended Budget As Of 6/30	Estimated Actual			
722850 Optical	490	550	550	350	585	585	585
722900 Fringe Benefit Adjustments	0	0	0	0	0	1,988	1,014
	241,720	148,926	148,926	134,826	150,820	152,808	151,834
Personnel	616,514	397,069	397,069	361,269	406,439	413,539	415,172
Operating Expenses							
Contractual Services							
730114 Auction Expense	367	1,000	1,000	0	1,000	1,000	1,000
730926 Indirect Costs	230,951	200,000	200,000	249,319	231,560	231,560	231,560
731115 Licenses and Permits	235	200	200	200	200	200	200
731213 Membership Dues	0	270	270	105	270	270	270
731241 Miscellaneous	0	105	105	0	105	105	105
731346 Personal Mileage	0	55	55	0	55	55	55
731458 Professional Services	50,225	169,227	169,227	29,400	169,227	169,227	169,227
731500 Public Information	422	0	0	0	0	0	0
731773 Software Rental Lease Purchase	0	500	500	0	500	500	500
732018 Travel and Conference	0	700	700	0	700	700	700
	282,200	372,057	372,057	279,024	403,617	403,617	403,617
Commodities							
750168 FA Proprietary Equipment Exp	0	2,000	2,000	0	2,000	2,000	2,000
750392 Metered Postage	4,681	5,693	5,693	5,693	5,693	5,693	5,693
750399 Office Supplies	0	2,500	2,500	1,000	2,500	2,500	2,500
750448 Postage-Standard Mailing	0	10,000	10,000	0	10,000	10,000	10,000
	4,681	20,193	20,193	6,693	20,193	20,193	20,193
Operating Expenses	286,880	392,250	392,250	285,717	423,810	423,810	423,810
Internal Support							
Internal Services							
770631 Bldg Space Cost Allocation	68,107	76,529	76,529	76,529	64,566	76,761	77,085
774677 Insurance Fund	1,887	1,888	1,888	1,888	1,888	1,888	1,888
776659 Motor Pool Fuel Charges	6,373	6,182	6,182	6,800	6,428	7,238	7,238
776661 Motor Pool	29,475	25,877	25,877	28,700	28,088	28,088	28,088
778675 Telephone Communications	4,290	3,486	3,486	4,800	4,819	4,819	4,819
	110,132	113,962	113,962	118,717	105,789	118,794	119,118
Internal Support	110,132	113,962	113,962	118,717	105,789	118,794	119,118
Grand Total Expenditures	1,013,526	903,281	903,281	765,703	936,038	956,143	958,100

Fund: 53100 - Fire Records Management	OAKLAND COUNTY, MICHIGAN
	FY2015 AND FY2016 AND FY2017 Adopted Budget

Account Number/Description	FY 2013 Actual	FY 2014			FY 2015 Adopted	FY 2016 Adopted	FY 2017 Adopted
		Adopted Budget	Amended Budget As Of 6/30	Estimated Actual			

Revenues

<u>Revenue</u>								
<u>Charges for Services</u>								
631442	Outside Agencies	137,715	137,715	137,715	104,308	137,715	137,715	137,715
631460	Participation Fees	17,451	24,481	30,024	19,960	41,605	36,005	36,005
631687	Rebilled Charges	19,934	17,133	17,133	25,218	17,133	17,133	17,133
		<u>175,099</u>	<u>179,329</u>	<u>184,872</u>	<u>149,486</u>	<u>196,453</u>	<u>190,853</u>	<u>190,853</u>
<u>Investment Income</u>								
655077	Accrued Interest Adjustments	(99)	0	0	50	0	0	0
655385	Income from Investments	2,670	3,000	3,000	3,661	3,000	3,000	3,000
		<u>2,572</u>	<u>3,000</u>	<u>3,000</u>	<u>3,711</u>	<u>3,000</u>	<u>3,000</u>	<u>3,000</u>
<u>Planned Use of Fund Balance</u>								
665882	Planned Use of Balance	0	72,015	66,472	0	62,478	69,420	72,961
		<u>0</u>	<u>72,015</u>	<u>66,472</u>	<u>0</u>	<u>62,478</u>	<u>69,420</u>	<u>72,961</u>
<u>Other Revenues</u>								
		0	0	0	0	0	0	0
<u>Gain or Loss on Exchg of Asset</u>								
675354	Gain on Sale of Equip	65	0	0	0	0	0	0
		<u>65</u>	<u>0</u>	<u>0</u>	<u>0</u>	<u>0</u>	<u>0</u>	<u>0</u>
Revenue		177,736	254,344	254,344	153,197	261,931	263,273	266,814
<u>Other Financing Sources</u>								
<u>Transfers In</u>								
695500	Transfers In	416,822	413,145	413,145	312,923	413,145	413,145	413,145
		<u>416,822</u>	<u>413,145</u>	<u>413,145</u>	<u>312,923</u>	<u>413,145</u>	<u>413,145</u>	<u>413,145</u>
Other Financing Sources		416,822	413,145	413,145	312,923	413,145	413,145	413,145
Grand Total Revenues		594,558	667,489	667,489	466,120	675,076	676,418	679,959

Expenditures

<u>Personnel</u>								
<u>Salaries</u>								
702010	Salaries Regular	178,861	232,527	232,527	141,227	249,886	254,884	257,433
702030	Holiday	9,795	0	0	8,793	0	0	0
702050	Annual Leave	18,400	0	0	12,922	0	0	0
702080	Sick Leave	4,531	0	0	3,635	0	0	0
702100	Retroactive	2,227	0	0	0	0	0	0

Fund:	53100 - Fire Records Management	OAKLAND COUNTY, MICHIGAN					
		FY2015 AND FY2016 AND FY2017 Adopted Budget					

Account Number/Description	FY 2013 Actual	FY 2014			FY 2015 Adopted	FY 2016 Adopted	FY 2017 Adopted
		Adopted Budget	Amended Budget As Of 6/30	Estimated Actual			
702140 Other Miscellaneous Salaries	1,500	0	0	0	0	0	0
712020 Overtime	9,708	7,000	7,000	5,968	7,000	7,000	7,000
712040 Holiday Overtime	372	0	0	997	0	0	0
712090 On Call	6,418	20,000	20,000	5,804	20,000	20,000	20,000
	231,812	259,527	259,527	179,346	276,886	281,884	284,433
<u>Fringe Benefits</u>							
722750 Workers Compensation	516	477	477	402	560	560	560
722760 Group Life	654	654	654	528	769	769	769
722770 Retirement	90,613	81,785	81,785	67,560	77,199	77,199	77,199
722780 Hospitalization	51,109	54,969	54,969	36,015	49,086	49,086	49,086
722790 Social Security	17,299	16,320	16,320	13,375	19,116	19,116	19,116
722800 Dental	3,778	4,065	4,065	2,983	4,332	4,332	4,332
722810 Disability	3,077	3,089	3,089	2,488	3,618	3,618	3,618
722820 Unemployment Insurance	849	683	683	574	799	799	799
722850 Optical	270	291	291	220	326	326	326
722900 Fringe Benefit Adjustments	0	20,522	20,522	0	9,558	11,502	12,494
	168,164	182,855	182,855	124,145	165,363	167,307	168,299
Personnel	399,976	442,382	442,382	303,491	442,249	449,191	452,732
<u>Operating Expenses</u>							
<u>Contractual Services</u>							
730324 Communications	10,130	29,000	29,000	8,078	29,000	29,000	29,000
730646 Equipment Maintenance	0	1,000	1,000	0	1,000	1,000	1,000
730926 Indirect Costs	65,141	50,000	50,000	75,506	50,000	50,000	50,000
731346 Personal Mileage	0	1,000	1,000	0	1,000	1,000	1,000
731773 Software Rental Lease Purchase	639	0	0	252	5,600	0	0
731780 Software Support Maintenance	76,443	81,840	81,840	57,909	82,976	82,976	82,976
732018 Travel and Conference	0	4,000	4,000	0	4,000	4,000	4,000
732165 Workshops and Meeting	5	0	0	0	0	0	0
	152,358	166,840	166,840	141,745	173,576	167,976	167,976
<u>Commodities</u>							
750154 Expendable Equipment	0	7,000	7,000	0	7,000	7,000	7,000
	0	7,000	7,000	0	7,000	7,000	7,000
<u>Depreciation</u>							
761107 Depreciation Computer Equip	3,701	0	0	2,775	0	0	0
	3,701	0	0	2,775	0	0	0
Operating Expenses	156,059	173,840	173,840	144,520	180,576	174,976	174,976
<u>Internal Support</u>							
<u>Internal Services</u>							

Fund:	53100 - Fire Records Management	OAKLAND COUNTY, MICHIGAN					
		FY2015 AND FY2016 AND FY2017 Adopted Budget					

Account Number/Description	FY 2013 Actual	FY 2014			FY 2015 Adopted	FY 2016 Adopted	FY 2017 Adopted
		Adopted Budget	Amended Budget As Of 6/30	Estimated Actual			
773535 Info Tech CLEMIS	0	400	400	0	400	400	400
773630 Info Tech Development	7,308	0	0	3,049	0	0	0
774636 Info Tech Operations	52,760	50,156	50,156	41,485	50,992	50,992	50,992
774677 Insurance Fund	207	207	207	155	207	207	207
778675 Telephone Communications	565	504	504	485	652	652	652
	60,840	51,267	51,267	45,174	52,251	52,251	52,251
Internal Support	60,840	51,267	51,267	45,174	52,251	52,251	52,251
Grand Total Expenditures	616,876	667,489	667,489	493,185	675,076	676,418	679,959

CAPITAL BUDGET PLAN FOR FIRE RECORDS MANAGEMENT FUND 53100

<u>Asset Category</u>	<u>Cost</u> <u>3/31/2014</u>	<u>Accumulated</u> <u>Depreciation</u>	<u>Net Book</u> <u>Value</u> <u>3/31/2014</u>	<u>Capital</u> <u>Additions</u> <u>FY2015</u>	<u>Remaining</u> <u>FY 2014</u>	<u>Projected Depreciation</u>		
						<u>FY 2015</u>	<u>FY 2016</u>	<u>FY 2017</u>
Equipment > \$5,000	\$ 125,142	\$ 119,591	\$ 5,551	\$ 40,000	\$ 1,851	\$ 9,850	\$ 8,000	\$ 8,000
Computer software	409,196	409,196	-	250,000	-	50,000	50,000	50,000
	\$ 534,338	\$ 528,787	\$ 5,551	\$ 290,000	\$ 1,851	\$ 59,850	\$ 58,000	\$ 58,000

Projected Capital Acquisitions

<u>Capital Program</u>	<u>Remaining</u> <u>FY 2014</u>	<u>FY 2015</u>	<u>FY 2016</u>	<u>FY 2017</u>
Server Equipment	\$ -	\$ 40,000	\$ -	\$ -
FRMS Enhancement	\$ -	\$ 250,000	\$ -	\$ -

Useful life of assets:

Technology equipment (over \$5,000) 3 years
 Equipment over \$50,000 5 years
 Intangible assets (infrastructure,
 software, etc.) 5 years

Fund:	50800 - Parks and Recreation	OAKLAND COUNTY, MICHIGAN					
		FY2015 AND FY2016 AND FY2017 Adopted Budget					

Account Number/Description	FY 2013 Actual	FY 2014			FY 2015 Adopted	FY 2016 Adopted	FY 2017 Adopted
		Adopted Budget	Amended Budget As Of 6/30	Estimated Actual			

Revenues

Revenue							
Property taxes							
601208	Delinquent Tax Prior Years	27,673	30,000	30,000	30,000	30,000	30,000
601637	Property Tax Levy	11,370,430	11,890,000	11,440,000	11,440,000	11,672,000	12,383,000
		11,398,104	11,920,000	11,470,000	11,470,000	11,702,000	12,052,000

Charges for Services							
630084	Antenna Site Management	54,344	55,228	55,228	55,228	119,866	119,866
630301	Commission Contracts	3,739	9,100	9,100	9,100	8,400	8,400
630308	Commission Food Services	489,188	555,300	555,300	555,300	538,600	538,600
630469	Deck Tennis	5,940	6,305	6,305	6,305	6,305	6,305
630644	Entrance Fees Gen Admission	1,466,685	1,650,000	1,650,000	1,400,000	1,650,000	1,650,000
630651	Entrance Fees Swimming Class	2,712	3,000	3,000	3,000	3,000	3,000
630693	Fees Camping	965,964	896,000	896,000	896,000	954,000	954,000
630700	Fees Day Use	623,675	582,750	582,750	582,750	660,750	660,750
630707	Fees Driving Range	79,043	75,000	75,000	75,000	79,000	79,000
630847	Greens Fees	2,522,537	2,416,000	2,416,000	2,416,000	2,541,000	2,541,000
631001	Interest on Delinquent Taxes	(8,490)	(8,000)	(8,000)	(8,000)	(8,000)	(8,000)
631127	Maintenance Contracts	9,787	6,000	6,000	6,000	8,000	8,000
631253	Miscellaneous	5,963	4,900	4,900	4,900	4,850	4,850
631330	NSF Check Fees	50	25	25	25	25	25
631771	Reimb 3rd Party	3,461	0	0	0	0	0
631799	Reimb Contracts	22,016	19,000	19,000	19,000	19,000	19,000
631911	Rent House	75,515	91,078	91,078	91,078	89,740	89,740
631918	Rental Equipment	87,557	102,600	102,600	102,600	96,500	96,500
631925	Rental Facilities	376,172	332,025	332,025	332,025	461,275	461,275
631932	Rental Golf Carts	992,579	976,800	976,800	976,800	1,023,000	1,023,000
631946	Rental Units or Events	175,259	193,000	193,000	193,000	195,000	195,000
632037	Sales Retail	138,208	134,500	134,500	134,500	134,000	134,000
632128	Special and Sanctioned Races	6,955	9,500	9,500	9,500	9,500	9,500
632135	Special Contracts	122,536	102,250	102,250	102,250	125,100	125,100
632261	Temporary Licenses	151,540	0	0	0	0	0
632443	Water Feature Ride	24,322	28,000	28,000	28,000	28,000	28,000
632471	Weekly Races	4,858	6,000	6,000	6,000	6,000	6,000
		8,402,116	8,246,361	8,246,361	7,996,361	8,752,911	8,752,911

Contributions							
650104	Contributions Operating	96,241	12,000	32,000	32,000	22,000	22,000

Fund: 50800 - Parks and Recreation	OAKLAND COUNTY, MICHIGAN
	FY2015 AND FY2016 AND FY2017 Adopted Budget

Account Number/Description	FY 2013 Actual	FY 2014			FY 2015 Adopted	FY 2016 Adopted	FY 2017 Adopted
		Adopted Budget	Amended Budget As Of 6/30	Estimated Actual			
	96,241	12,000	32,000	32,000	22,000	22,000	22,000
Investment Income							
655077 Accrued Interest Adjustments	25,994	12,000	12,000	12,000	12,000	12,000	12,000
655385 Income from Investments	251,167	250,000	250,000	250,000	250,000	250,000	250,000
655462 Increase Market Value Invest	(195,359)	0	0	0	0	0	0
	81,802	262,000	262,000	262,000	262,000	262,000	262,000
Planned Use of Fund Balance							
665882 Planned Use of Balance	0	5,289,133	5,954,237	5,954,237	4,366,691	4,263,101	4,027,201
	0	5,289,133	5,954,237	5,954,237	4,366,691	4,263,101	4,027,201
Other Revenues							
670057 Adjustment Prior Years Revenue	5	0	0	0	0	0	0
670114 Cash Overages	863	0	0	0	0	0	0
670513 Prior Years Revenue	1,190	0	0	0	0	0	0
670570 Refund Prior Years Expenditure	183	0	0	0	0	0	0
670627 Sale of Equipment	4,441	0	0	0	0	0	0
670741 Sale of Scrap	6,492	0	0	0	250	250	250
	13,174	0	0	0	250	250	250
Gain or Loss on Exchg of Asset							
675354 Gain on Sale of Equip	15,937	0	0	0	500	500	500
675660 Gain on Sale of Vehicles	1,246	0	0	0	0	0	0
675661 Loss on Sale of Vehicles	(1,495)	0	0	0	0	0	0
	15,689	0	0	0	500	500	500
Revenue	20,007,125	25,729,494	25,964,598	25,714,598	25,106,352	25,352,762	25,477,862
Other Financing Sources							
Capital Contributions							
690189 Capital Asset Contributions	288,141	45,000	45,000	45,000	45,000	45,000	45,000
	288,141	45,000	45,000	45,000	45,000	45,000	45,000
Other Financing Sources	288,141	45,000	45,000	45,000	45,000	45,000	45,000
Grand Total Revenues	20,295,265	25,774,494	26,009,598	25,759,598	25,151,352	25,397,762	25,522,862

Expenditures

Personnel							
Salaries							
702010 Salaries Regular	6,802,896	8,193,182	8,208,294	8,208,294	8,595,168	8,770,711	8,859,811
702030 Holiday	162,278	0	0	0	0	0	0
702050 Annual Leave	244,854	0	0	0	0	0	0
702080 Sick Leave	72,000	0	0	0	0	0	0

Fund:	50800 - Parks and Recreation	OAKLAND COUNTY, MICHIGAN						
		FY2015 AND FY2016 AND FY2017 Adopted Budget						

Account Number/Description	FY 2013 Actual	FY 2014			FY 2015 Adopted	FY 2016 Adopted	FY 2017 Adopted	
		Adopted Budget	Amended Budget As Of 6/30	Estimated Actual				
702100	Retroactive	799	0	0	0	0	0	0
702120	Jury Duty	341	0	0	0	0	0	0
702140	Other Miscellaneous Salaries	46,283	0	0	0	0	0	0
702190	Workers Compensation Pay	(322)	0	0	0	0	0	0
702200	Death Leave	6,519	0	0	0	0	0	0
712020	Overtime	167,906	148,195	148,195	148,195	161,695	161,695	161,695
712040	Holiday Overtime	6,979	0	0	0	0	0	0
		7,510,532	8,341,377	8,356,489	8,356,489	8,756,863	8,932,406	9,021,506
<u>Fringe Benefits</u>								
722740	Fringe Benefits	0	3,248,137	3,248,137	3,073,137	3,496,126	3,566,841	3,602,841
722750	Workers Compensation	74,947	0	0	0	0	0	0
722760	Group Life	11,164	0	0	0	0	0	0
722770	Retirement	1,417,233	0	0	0	0	0	0
722780	Hospitalization	787,934	0	0	0	0	0	0
722790	Social Security	346,336	0	0	0	0	0	0
722800	Dental	57,212	0	0	0	0	0	0
722810	Disability	51,837	0	0	0	0	0	0
722820	Unemployment Insurance	27,569	0	0	0	0	0	0
722850	Optical	5,740	0	0	0	0	0	0
722900	Fringe Benefit Adjustments	0	0	1,556	1,556	0	0	0
		2,779,972	3,248,137	3,249,693	3,074,693	3,496,126	3,566,841	3,602,841
		10,290,504	11,589,514	11,606,182	11,431,182	12,252,989	12,499,247	12,624,347
<u>Personnel</u>								
<u>Operating Expenses</u>								
<u>Contractual Services</u>								
730037	Adj Prior Years Exp	229,299	0	109,644	109,644	0	0	0
730072	Advertising	0	0	0	0	280,000	280,000	280,000
730093	Appraisal Fees	0	1,000	1,000	1,000	500	500	500
730121	Bank Charges	9,149	7,000	7,000	7,000	8,550	8,550	8,550
730198	Building Maintenance Charges	536,271	2,068,155	2,068,155	1,318,155	2,130,475	2,130,475	2,130,475
730240	Cash Shortage	943	0	0	0	0	0	0
730247	Charge Card Fee	66,114	73,442	73,442	73,442	75,292	75,292	75,292
730359	Contingency	0	0	0	0	100,000	100,000	100,000
730373	Contracted Services	171,351	250,000	253,945	203,945	160,000	160,000	160,000
730429	Custodial Services	22,560	25,400	25,400	25,400	11,600	11,600	11,600
730520	Design Fees	25,299	30,000	30,000	30,000	34,300	34,300	34,300
730562	Electrical Service	573,686	775,032	775,032	650,032	534,900	534,900	534,900
730611	Employees Medical Exams	457	0	0	0	0	0	0
730646	Equipment Maintenance	474,069	510,125	510,125	510,125	401,600	401,600	401,600
730653	Equipment Rental	11,037	15,150	15,150	15,150	8,880	8,880	8,880

Fund:	50800 - Parks and Recreation	OAKLAND COUNTY, MICHIGAN						
		FY2015 AND FY2016 AND FY2017 Adopted Budget						

Account Number/Description	FY 2013 Actual	FY 2014			FY 2015 Adopted	FY 2016 Adopted	FY 2017 Adopted	
		Adopted Budget	Amended Budget As Of 6/30	Estimated Actual				
730709	Fees - Per Diems	2,528	3,000	3,000	3,000	1,300	1,300	1,300
730786	Garbage and Rubbish Disposal	25,218	38,475	38,475	38,475	29,600	29,600	29,600
730789	General Program Administration	25,421	200,000	200,000	200,000	100,000	100,000	100,000
730810	Greenhouse Allocation	0	59,738	59,738	59,738	21,900	21,900	21,900
730814	Grounds Maintenance	1,014,044	1,148,800	1,148,800	1,148,800	698,300	698,300	698,300
730880	Housekeeping Services	0	400	400	400	200	200	200
730926	Indirect Costs	605,164	605,000	605,000	605,000	615,000	615,000	615,000
731059	Laundry and Cleaning	9,637	13,225	13,225	13,225	5,200	5,200	5,200
731073	Legal Services	2,758	0	0	0	0	0	0
731115	Licenses and Permits	21,598	21,580	21,580	21,580	24,400	24,400	24,400
731136	Logos Trademarks Intellect Prp	4,376	3,600	3,600	3,600	1,800	1,800	1,800
731143	Mail Handling-Postage Svc	945	250	250	250	300	300	300
731213	Membership Dues	12,701	16,423	16,423	16,423	13,950	13,950	13,950
731241	Miscellaneous	32,472	65,885	65,885	65,885	27,250	27,250	27,250
731269	Natural Gas	216,695	359,340	359,340	309,340	232,000	232,000	232,000
731339	Periodicals Books Publ Sub	1,687	3,180	3,180	3,180	1,600	1,600	1,600
731346	Personal Mileage	18,239	25,950	25,950	25,950	10,950	10,950	10,950
731388	Printing	63,436	57,500	57,500	57,500	28,300	28,300	28,300
731500	Public Information	273,146	278,500	278,500	278,500	98,500	98,500	98,500
731577	Refund Prior Years Revenue	200	0	0	0	0	0	0
731633	Rental Property Maintenance	20,198	31,500	31,500	31,500	13,600	13,600	13,600
731689	Security Expense	754,642	743,410	828,257	728,257	902,910	902,910	902,910
731780	Software Support Maintenance	3,090	101,500	101,500	11,500	98,500	98,500	98,500
731836	Sponsorship	15,000	0	0	0	0	0	0
731941	Training	30,408	51,485	51,485	51,485	24,200	24,200	24,200
731955	Training-Educator Services	12,000	0	0	0	0	0	0
732018	Travel and Conference	43,978	50,495	50,495	50,495	51,000	51,000	51,000
732020	Travel Employee Taxable Meals	502	750	750	750	500	500	500
732039	Twp and City Treas Bonds	2,207	2,550	2,550	2,550	1,100	1,100	1,100
732048	Uncollectible NSF Checks	30	0	0	0	0	0	0
732102	Water and Sewage Charges	212,854	197,001	197,001	197,001	176,600	176,600	176,600
732165	Workshops and Meeting	5,622	3,900	3,900	3,900	3,900	3,900	3,900
		5,551,031	7,838,741	8,037,177	6,872,177	6,928,957	6,928,957	6,928,957

Non-Departmental

	0	0	0	0	0	0	0
--	---	---	---	---	---	---	---

Commodities

750063	Custodial Supplies	65,339	75,663	75,663	75,663	33,200	33,200	33,200
750140	Employee Footwear	326	0	0	0	0	0	0
750154	Expendable Equipment	271,254	376,100	376,100	376,100	184,900	184,900	184,900

Fund:	50800 - Parks and Recreation	OAKLAND COUNTY, MICHIGAN					
		FY2015 AND FY2016 AND FY2017 Adopted Budget					

Account Number/Description		FY 2013 Actual	FY 2014			FY 2015 Adopted	FY 2016 Adopted	FY 2017 Adopted
			Adopted Budget	Amended Budget As Of 6/30	Estimated Actual			
750287	Maintenance Supplies	4,546	4,500	4,500	4,500	1,900	1,900	1,900
750385	Merchandise	90,658	98,450	98,450	98,450	104,200	104,200	104,200
750392	Metered Postage	10,793	10,000	10,000	10,000	4,900	4,900	4,900
750399	Office Supplies	80,358	98,650	98,650	78,650	77,980	77,980	77,980
750448	Postage-Standard Mailing	1,198	8,000	8,000	8,000	950	950	950
750476	Recreation Supplies	100,677	165,165	165,165	165,165	123,500	123,500	123,500
750504	Small Tools	118,723	140,440	140,440	140,440	107,300	107,300	107,300
750511	Special Event Supplies	126,577	168,515	188,515	188,515	125,800	125,800	125,800
750581	Uniforms	55,841	63,450	63,450	63,450	29,100	29,100	29,100
		926,290	1,208,933	1,228,933	1,208,933	793,730	793,730	793,730
Depreciation								
761042	Depreciation Park Improvements	2,061,747	2,051,500	2,051,500	2,051,500	2,370,000	2,370,000	2,370,000
761084	Depreciation Buildings	641,022	751,000	751,000	751,000	668,500	668,500	668,500
761121	Depreciation Equipment	229,178	280,000	280,000	280,000	305,400	305,400	305,400
761156	Depreciation Vehicles	37,396	47,500	47,500	47,500	63,000	63,000	63,000
		2,969,344	3,130,000	3,130,000	3,130,000	3,406,900	3,406,900	3,406,900
Operating Expenses		9,446,665	12,177,674	12,396,110	11,211,110	11,129,587	11,129,587	11,129,587
Internal Support								
Internal Services								
770631	Bldg Space Cost Allocation	34,117	36,422	36,422	36,422	36,621	36,773	36,773
770667	Convenience Copier	2,767	4,700	4,700	4,700	0	0	0
771639	Drain Equipment	18,664	27,600	27,600	27,600	17,200	17,200	17,200
773630	Info Tech Development	75,080	402,000	402,000	102,000	200,000	200,000	200,000
774636	Info Tech Operations	450,177	533,000	533,000	533,000	449,500	449,500	449,500
774637	Info Tech Managed Print Svcs	0	0	0	0	17,605	17,605	17,605
774677	Insurance Fund	240,329	232,800	232,800	232,800	240,300	240,300	240,300
775754	Maintenance Department Charges	71,719	70,132	70,132	70,132	31,200	31,200	31,200
776659	Motor Pool Fuel Charges	121,273	151,820	151,820	136,820	131,850	131,850	131,850
776661	Motor Pool	298,085	391,280	391,280	341,280	522,500	522,500	522,500
777560	Radio Communications	0	0	0	0	300	300	300
778675	Telephone Communications	132,345	157,552	157,552	157,552	121,700	121,700	121,700
		1,444,556	2,007,306	2,007,306	1,642,306	1,768,776	1,768,928	1,768,928
Internal Support		1,444,556	2,007,306	2,007,306	1,642,306	1,768,776	1,768,928	1,768,928
Transfers/Other Sources (Uses)								
Transfers Out								
788001	Transfers Out	23,051	0	0	0	0	0	0
		23,051	0	0	0	0	0	0
Transfers/Other Sources (Uses)		23,051	0	0	0	0	0	0

Fund:	50800 - Parks and Recreation	OAKLAND COUNTY, MICHIGAN				
		FY2015 AND FY2016 AND FY2017 Adopted Budget				

Account Number/Description	FY 2013 Actual	FY 2014			FY 2015 Adopted	FY 2016 Adopted	FY 2017 Adopted
		Adopted Budget	Amended Budget As Of 6/30	Estimated Actual			
Grand Total Expenditures	21,204,776	25,774,494	26,009,598	24,284,598	25,151,352	25,397,762	25,522,862

Oakland County Parks and Recreation Commission

FY 2015 - FY 2017 Capital Improvement Plan - Active Projects

Park	Project Number	Project Title	Budget	Expense to Date	Remaining Budget	Percentage Completed
Project Priority: 1 Health and Safety						
Addison Oaks	100000002007	ADD Asphalt Trail	43,000	38,216	4,784	88.87%
Addison Oaks	100000001997	ADD Lakeview Pavillion Roof	20,000	889	19,111	4.44%
Addison Oaks	100000002009	ADD Concrete Sidewalks	18,500	18,210	290	98.43%
Addison Oaks Conference Center	100000001959	ACC Energy Management Upgrade	17,500	8,106	9,394	46.32%
Administrative Services	100000001968	ADM Energy Mgt Upgrade	13,750	0	13,750	0.00%
Glen Oaks Conference Center	100000001970	GLC Energy Mgt Upgrade	19,500	0	19,500	0.00%
Glen Oaks Golf Course	100000001750	GLG Bridge Replacement #13	232,907	19,873	213,034	8.53%
Groveland Oaks	100000002024	GRV Asphalt Safety Path	45,000	0	45,000	0.00%
Independence Oaks	100000001891	IND Upper Bush Bdwlk TriPhsII	150,000	34,114	115,886	22.74%
Independence Oaks	100000001960	IND Fishing Dock Replacement	35,000	0	35,000	0.00%
Independence Oaks	100000001969	IND Energy Mgt Upgrade	14,250	0	14,250	0.00%
Lyon Oaks Conference Center	100000002005	LYC Sidewalk Replacement	30,000	0	30,000	0.00%
Lyon Oaks Golf Course	100000002021	LYG Boardwalk Replacement	25,000	0	25,000	0.00%
Lyon Oaks Golf Course	100000001998	LYG Pumphouse Roofing	15,000	889	14,111	5.92%
Orion Oaks	100000002008	ORN Dog Park Concrete Sidewalk	5,238	4,968	270	94.85%
Red Oaks Park	100000002025	RDP Removable Raised Flooring	45,355	0	45,355	0.00%
Springfield Oaks Concessions	100000001999	SPC Concession Roofing	65,000	32,271	32,729	49.65%
			\$795,000	\$157,536	\$637,464	

Oakland County Parks and Recreation Commission

FY 2015 - FY 2017 Capital Improvement Plan - Active Projects

Park	Project Number	Project Title	Budget	Expense to Date	Remaining Budget	Percentage Completed
Project Priority: 2 Regulatory						
Addison Oaks	100000002095	ADD Fuel Tank Replacement	65,000	0	65,000	0.00%
Addison Oaks	100000000604	ADD Pavilion-Cmpgrd Recreation	417,524	129,052	288,472	30.91%
Addison Oaks Conference Center	100000002084	ACC Kitchen Storage Facility	13,000	0	13,000	0.00%
Glen Oaks Conference Center	100000001962	GLC Parking Lot Imp Design	27,500	3,322	24,178	12.08%
Glen Oaks Golf Course	100000001971	GLG Parking Lot Imp Design	27,500	3,322	24,178	12.08%
Groveland Oaks	100000002012	GRV Play Lot Concession	250,000	66,754	183,246	26.70%
Highland Oaks	100000001331	HGH Trail Development-Phase 1	284,200	135,206	148,994	47.57%
Highland Oaks	100000001332	HGH Boardwalks-Docks-Overlooks	64,000	49,926	14,074	78.01%
Independence Oaks	100000002011	IND Play Lot Twin Chimneys	39,000	10,121	28,879	25.95%
Lyon Oaks Park	100000001335	LYP Boardwalks-Docks-Overlooks	80,000	76,466	3,534	95.58%
Lyon Oaks Park	100000000983	LYP West Norton Drain Bridge	40,000	23,838	16,162	59.59%
Red Oaks Waterpark	100000001336	RWP Connector Trail	397,122	360,126	36,996	90.68%
Rose Oaks	100000001115	RSE Boardwalks-Docks-Overlooks	342,000	231,921	110,079	67.81%
Rose Oaks	100000001114	RSE Trail Development	389,500	129,368	260,132	33.21%
Springfield Oaks Activity Center/Park	100000001819	SAC Ellis Barn Improvements	643,056	591,988	51,068	92.06%
Waterford Oaks Activity Center/Park	100000002083	WTR Office Ren Ernst House	60,000	0	60,000	0.00%
			\$3,139,402	\$1,811,410	\$1,327,992	

Oakland County Parks and Recreation Commission

FY 2015 - FY 2017 Capital Improvement Plan - Active Projects

Park	Project Number	Project Title	Budget	Expense to Date	Remaining Budget	Percentage Completed
Project Priority: 3 Customer Service - Increased Revenue Generation						
Addison Oaks	100000001845	ADD Campground Pull Thru Sites	248,167	13,051	235,116	5.26%
Addison Oaks Conference Center	100000001826	ACC Interior Renovations	672,228	564,682	107,546	84.00%
Glen Oaks Conference Center	100000001825	GLC Interior Renovations	577,404	462,330	115,074	80.07%
Groveland Oaks Concessions	100000002086	GRC Concession Remodeling	20,000	9,320	10,680	46.60%
Orion Oaks	100000000867	ORN Pavilion-Dog Park	251,261	251,463	-202	100.08%
Red Oaks Golf Course	100000002088	RDG LED Entrance Sign	30,000	0	30,000	0.00%
Red Oaks Park	100000002089	RDP LED Entrance Sign	30,000	0	30,000	0.00%
Red Oaks Waterpark Concessions	100000002087	RWC Concession Remodeling	30,000	1,236	28,765	4.12%
Springfield Oaks Concessions	100000002085	SPC Concession Remodeling	20,000	1,126	18,874	5.63%
Waterford Oaks Activity Center/Park	100000001757	WTR Dog Park Fence	20,000	0	20,000	0.00%
Waterford Oaks Activity Center/Park	100000001756	WTR Dog Park Site Work	30,000	4,597	25,403	15.32%
Waterford Oaks Waterpark Concessions	100000002080	WWC Concession Remodeling	20,000	0	20,000	0.00%
			\$1,949,060	\$1,307,805	\$641,255	

Oakland County Parks and Recreation Commission

FY 2015 - FY 2017 Capital Improvement Plan - Active Projects

Park	Project Number	Project Title	Budget	Expense to Date	Remaining Budget	Percentage Completed
Project Priority: 4 Customer Service - Efficiency/Operational Savings						
Addison Oaks	100000002099	ADD Entrance Road	88,578	0	88,578	0.00%
Addison Oaks Conference Center	100000002096	ACC Entrance Drive Replacement	139,384	3,668	135,716	2.63%
Addison Oaks Conference Center	100000001881	ACC Roof Replacement	799,295	657,232	142,063	82.23%
Catalpa Oaks	100000002018	CAT Energy Management Upgrade	13,900	0	13,900	0.00%
Glen Oaks Golf Course	100000001807	GLG HVAC Replacement	290,939	230,020	60,919	79.06%
Glen Oaks Golf Course	100000001964	GLG Drainage Improv Design	18,000	0	18,000	0.00%
Glen Oaks Golf Course	100000001847	GLG Irrigation Pond Dredging	296,000	218,714	77,286	73.89%
Glen Oaks Golf Course	100000001914	GLG Irrigation System Repl Des	108,125	73,765	34,360	68.22%
Groveland Oaks	100000001751	GRV Restroom/Shower Section C	613,975	588,660	25,315	95.88%
Groveland Oaks	100000001927	GRV Campground Utility Imp Des	42,500	43,262	-762	101.79%
Independence Oaks	100000001966	IND Wood Burning Unit	48,500	5,011	43,489	10.33%
Red Oaks Dog Park	100000001499	RDD Stormwater Reclamation	70,000	20,983	49,017	29.98%
Red Oaks Golf Course	100000001498	RDG Stormwater Reclamation	70,000	19,819	50,181	28.31%
Red Oaks Park	100000002019	RDP Energy Management Upgrade	14,450	0	14,450	0.00%
Red Oaks Waterpark	100000001958	RWP Shade Struct Kiddie Area	80,210	0	80,210	0.00%
Springfield Oaks Golf Course	100000001916	SPG Irrigation Sys Repl Des	116,869	6,300	110,569	5.39%
Waterford Oaks Activity Center/Park	100000002017	WTR Energy Management Upgrade	13,850	0	13,850	0.00%
Waterford Oaks Activity Center/Park	100000002013	WTR Expanded Maintenance Yard	15,000	0	15,000	0.00%
Waterford Oaks County Market	100000001938	WCM LED Entrance Sign	40,000	37,758	2,242	94.39%
White Lake Oaks Conference Center	100000002020	WLC Energy Management Upgrade	18,200	0	18,200	0.00%
White Lake Oaks Golf Course	100000001915	WLG Irrigation Sys Repl Des	179,720	68,550	111,170	38.14%
			\$3,077,494	\$1,973,741	\$1,103,753	

Oakland County Parks and Recreation Commission

FY 2015 - FY 2017 Capital Improvement Plan - Active Projects

Park	Project Number	Project Title	Budget	Expense to Date	Remaining Budget	Percentage Completed
Project Priority: 5 Customer Service						
Addison Oaks	100000002023	ADD Maintenance Yard Paving	15,000	0	15,000	0.00%
Addison Oaks	100000001982	ADD Fishing Docks	60,000	1,267	58,733	2.11%
Addison Oaks	100000001963	ADD Boat Launch Accessible	55,000	0	55,000	0.00%
Addison Oaks Conference Center	100000002094	ACC Architectural Improvements	70,000	3,603	66,397	5.15%
Groveland Oaks	100000001967	GRV Roadway Putt Putt Light	22,500	19,311	3,189	85.83%
Highland Oaks	100000001752	HGH Parking Lot - Central	178,842	182,165	-3,323	101.86%
Lyon Oaks Park	100000001753	LYP Pavilion Small Dog Park	40,000	28,254	11,746	70.64%
Red Oaks Park	100000001961	RDP Parking Lot Exp Design	50,000	0	50,000	0.00%
Red Oaks Waterpark	100000001957	RWP Entrance Shade Structure	48,859	0	48,859	0.00%
Red Oaks Waterpark	100000002079	RWP River Pumphouse Restroom	12,000	0	12,000	0.00%
Rose Oaks	100000002022	RSE Boardwalk North Connector	160,000	0	160,000	0.00%
Springfield Oaks Activity Center/Park	100000001965	SAC Horse Barn Bldg K Design	20,000	11,228	8,772	56.14%
			<u>\$732,201</u>	<u>\$245,829</u>	<u>\$486,373</u>	
Total Active Projects			<u>\$9,693,158</u>	<u>\$5,496,320</u>	<u>\$4,196,837</u>	

Fund: 53600 - Radio Communications	OAKLAND COUNTY, MICHIGAN
	FY2015 AND FY2016 AND FY2017 Adopted Budget

Account Number/Description	FY 2013 Actual	FY 2014			FY 2015 Adopted	FY 2016 Adopted	FY 2017 Adopted
		Adopted Budget	Amended Budget As Of 6/30	Estimated Actual			

Revenues

<u>Revenue</u>								
<u>Charges for Services</u>								
630084	Antenna Site Management	336,602	325,000	325,000	218,480	325,000	325,000	325,000
630581	E 911 Surcharge	5,315,072	5,500,000	5,500,000	3,893,411	5,200,000	5,200,000	5,200,000
631071	Leased Equipment	231,599	230,000	230,000	165,007	230,000	230,000	230,000
631253	Miscellaneous	98	0	0	39	0	0	0
631442	Outside Agencies	67,604	70,000	70,000	48,444	70,000	70,000	70,000
631463	Parts and Accessories	298,859	150,000	150,000	183,073	150,000	150,000	150,000
631610	Productive Labor	10,144	6,000	6,000	10,164	6,000	6,000	6,000
631827	Reimb General	0	0	0	550	0	0	0
		<u>6,259,979</u>	<u>6,281,000</u>	<u>6,281,000</u>	<u>4,519,168</u>	<u>5,981,000</u>	<u>5,981,000</u>	<u>5,981,000</u>
<u>Investment Income</u>								
655077	Accrued Interest Adjustments	(5,408)	0	0	(1,967)	0	0	0
655385	Income from Investments	135,490	180,000	180,000	230,009	180,000	180,000	180,000
655462	Increase Market Value Invest	(96,196)	0	0	0	0	0	0
		<u>33,886</u>	<u>180,000</u>	<u>180,000</u>	<u>228,042</u>	<u>180,000</u>	<u>180,000</u>	<u>180,000</u>
<u>Planned Use of Fund Balance</u>								
665882	Planned Use of Balance	0	3,540,972	3,491,572	0	3,265,328	3,004,548	3,012,107
		<u>0</u>	<u>3,540,972</u>	<u>3,491,572</u>	<u>0</u>	<u>3,265,328</u>	<u>3,004,548</u>	<u>3,012,107</u>
<u>Other Revenues</u>								
670057	Adjustment Prior Years Revenue	0	0	0	10,594	0	0	0
670456	Prior Years Adjustments	54,526	0	0	0	0	0	0
670627	Sale of Equipment	175	0	0	0	0	0	0
		<u>54,701</u>	<u>0</u>	<u>0</u>	<u>10,594</u>	<u>0</u>	<u>0</u>	<u>0</u>
Revenue		<u>6,348,565</u>	<u>10,001,972</u>	<u>9,952,572</u>	<u>4,757,804</u>	<u>9,426,328</u>	<u>9,165,548</u>	<u>9,173,107</u>
<u>Other Financing Sources</u>								
<u>Transfers In</u>								
695500	Transfers In	28,800	4,500	53,900	52,790	7,800	0	0
		<u>28,800</u>	<u>4,500</u>	<u>53,900</u>	<u>52,790</u>	<u>7,800</u>	<u>0</u>	<u>0</u>
Other Financing Sources		<u>28,800</u>	<u>4,500</u>	<u>53,900</u>	<u>52,790</u>	<u>7,800</u>	<u>0</u>	<u>0</u>
Grand Total Revenues		<u>6,377,365</u>	<u>10,006,472</u>	<u>10,006,472</u>	<u>4,810,594</u>	<u>9,434,128</u>	<u>9,165,548</u>	<u>9,173,107</u>

Expenditures

Personnel
Salaries

Fund:	53600 - Radio Communications	OAKLAND COUNTY, MICHIGAN					
		FY2015 AND FY2016 AND FY2017 Adopted Budget					

Account Number/Description		FY 2013 Actual	FY 2014			FY 2015 Adopted	FY 2016 Adopted	FY 2017 Adopted
			Adopted Budget	Amended Budget As Of 6/30	Estimated Actual			
702010	Salaries Regular	399,251	514,593	514,593	320,343	530,032	540,633	546,039
702030	Holiday	18,834	0	0	17,545	0	0	0
702050	Annual Leave	28,183	0	0	16,674	0	0	0
702080	Sick Leave	5,265	0	0	8,205	0	0	0
702120	Jury Duty	70	0	0	0	0	0	0
702140	Other Miscellaneous Salaries	3,500	0	0	0	0	0	0
702180	Emergency Salaries	0	20,495	20,495	0	20,495	20,495	20,495
702200	Death Leave	616	0	0	0	0	0	0
712020	Overtime	17,153	75,000	75,000	18,920	75,000	75,000	75,000
712040	Holiday Overtime	1,474	0	0	1,723	0	0	0
712090	On Call	22,576	24,000	24,000	17,346	24,000	24,000	24,000
		496,920	634,088	634,088	400,756	649,527	660,128	665,534
<u>Fringe Benefits</u>								
722750	Workers Compensation	6,864	6,646	6,646	5,802	6,846	6,846	6,846
722760	Group Life	1,276	1,582	1,582	1,033	1,633	1,633	1,633
722770	Retirement	170,218	164,844	164,844	133,372	136,656	136,656	136,656
722780	Hospitalization	99,697	116,695	116,695	85,403	129,791	129,791	129,791
722790	Social Security	34,868	39,364	39,364	28,189	40,547	40,547	40,547
722800	Dental	7,646	8,334	8,334	6,706	9,872	9,872	9,872
722810	Disability	5,615	7,452	7,452	4,863	7,677	7,677	7,677
722820	Unemployment Insurance	1,819	1,647	1,647	1,283	1,695	1,695	1,695
722850	Optical	650	783	783	537	905	905	905
722900	Fringe Benefit Adjustments	0	43,521	43,521	0	36,227	40,350	42,453
		328,653	390,868	390,868	267,188	371,849	375,972	378,075
Personnel		825,574	1,024,956	1,024,956	667,944	1,021,376	1,036,100	1,043,609
<u>Operating Expenses</u>								
<u>Contractual Services</u>								
730037	Adj Prior Years Exp	0	0	0	450,158	0	0	0
730044	Adj Prior Years Revenue	73,137	0	0	511,293	0	0	0
730114	Auction Expense	7	0	0	0	0	0	0
730324	Communications	211,218	225,000	225,000	181,499	225,000	225,000	225,000
730373	Contracted Services	600	0	0	2,700	0	0	0
730562	Electrical Service	75,868	100,000	100,000	60,235	100,000	100,000	100,000
730646	Equipment Maintenance	333,957	300,000	300,000	273,352	315,000	325,000	325,000
730772	Freight and Express	9,062	8,500	8,500	2,372	8,500	8,500	8,500
730926	Indirect Costs	168,092	196,000	196,000	129,953	196,000	196,000	196,000
731059	Laundry and Cleaning	379	700	700	387	700	700	700
731150	Maintenance Contract	153,375	275,000	275,000	0	0	0	0
731213	Membership Dues	530	1,000	1,000	0	1,000	1,000	1,000

Fund:	53600 - Radio Communications	OAKLAND COUNTY, MICHIGAN					
		FY2015 AND FY2016 AND FY2017 Adopted Budget					

Account Number/Description	FY 2013 Actual	FY 2014			FY 2015 Adopted	FY 2016 Adopted	FY 2017 Adopted	
		Adopted Budget	Amended Budget As Of 6/30	Estimated Actual				
731339	Periodicals Books Publ Sub	584	0	0	0	0	0	
731346	Personal Mileage	2,685	3,500	3,500	2,140	3,500	3,500	
731388	Printing	497	500	500	298	500	500	
731458	Professional Services	508,707	1,200,000	1,200,000	373,006	800,000	500,000	
731542	Rebillable Services	0	500	500	0	500	500	
731773	Software Rental Lease Purchase	146,073	700	700	14,336	30,000	30,000	
731780	Software Support Maintenance	211,105	0	0	89	0	0	
731822	Special Projects	13,569	40,000	40,000	0	40,000	40,000	
731927	Tower Charges	378,383	390,000	390,000	292,560	390,000	390,000	
732018	Travel and Conference	0	22,500	22,500	0	22,500	22,500	
732165	Workshops and Meeting	0	100	100	0	100	100	
		2,287,828	2,764,000	2,764,000	2,294,378	2,133,300	1,843,300	1,843,300
<u>Commodities</u>								
750119	Dry Goods and Clothing	85	1,900	1,900	0	1,900	1,900	
750168	FA Proprietary Equipment Exp	0	0	0	5,348	0	0	
750170	Other Expendable Equipment	61,264	50,000	50,000	330,465	100,000	100,000	
750392	Metered Postage	30	126	126	0	126	126	
750399	Office Supplies	3,554	5,000	5,000	2,250	5,000	5,000	
750413	Parts and Accessories	119,199	200,000	200,000	129,464	200,000	200,000	
750497	Shop Supplies	15,799	12,000	12,000	10,564	12,000	12,000	
750504	Small Tools	5,927	5,000	5,000	2,338	5,000	5,000	
		205,858	274,026	274,026	480,429	324,026	324,026	324,026
<u>Depreciation</u>								
761025	Depreciation Tower Rights	858,577	858,577	858,577	643,933	858,577	858,577	
761093	Depreciation Structures	1,283,135	1,283,414	1,283,414	967,567	1,283,414	1,283,414	
761121	Depreciation Equipment	3,412,819	1,770,934	1,770,934	2,695,333	1,770,934	1,770,934	
		5,554,530	3,912,925	3,912,925	4,306,833	3,912,925	3,912,925	3,912,925
<u>Intergovernmental</u>								
762011	Transfer to Municipalities	0	0	0	50,000	0	0	
		0	0	0	50,000	0	0	0
Operating Expenses		8,048,216	6,950,951	6,950,951	7,131,640	6,370,251	6,080,251	6,080,251
<u>Internal Support</u>								
<u>Internal Services</u>								
770631	Bldg Space Cost Allocation	24,278	28,133	28,133	21,100	25,472	30,282	
770667	Convenience Copier	157	384	384	22	0	0	
773530	CLEMIS Development	89,309	0	0	190,032	0	0	
773535	Info Tech CLEMIS	238,947	1,201,000	1,201,000	602,742	1,201,000	1,201,000	
773630	Info Tech Development	19,733	0	0	16,965	0	0	

Fund:	53600 - Radio Communications	OAKLAND COUNTY, MICHIGAN					
		FY2015 AND FY2016 AND FY2017 Adopted Budget					

Account Number/Description	FY 2013 Actual	FY 2014			FY 2015 Adopted	FY 2016 Adopted	FY 2017 Adopted
		Adopted Budget	Amended Budget As Of 6/30	Estimated Actual			
774636 Info Tech Operations	226,490	214,032	214,032	167,632	208,657	208,657	208,657
774637 Info Tech Managed Print Svcs	0	0	0	443	2,547	2,547	2,547
774677 Insurance Fund	13,183	13,910	13,910	13,723	16,540	17,241	17,163
775754 Maintenance Department Charges	7,485	35,000	35,000	15,361	35,000	35,000	35,000
776659 Motor Pool Fuel Charges	6,462	6,331	6,331	8,946	9,411	10,596	10,596
776661 Motor Pool	20,546	18,201	18,201	24,555	26,466	26,466	26,466
778675 Telephone Communications	28,589	27,574	27,574	23,364	31,408	31,408	31,408
	<u>675,177</u>	<u>1,544,565</u>	<u>1,544,565</u>	<u>1,084,885</u>	<u>1,556,501</u>	<u>1,563,197</u>	<u>1,563,247</u>
Internal Support	675,177	1,544,565	1,544,565	1,084,885	1,556,501	1,563,197	1,563,247
Transfers/Other Sources (Uses)							
Transfers Out							
788001 Transfers Out	1,147,145	486,000	486,000	364,500	486,000	486,000	486,000
	<u>1,147,145</u>	<u>486,000</u>	<u>486,000</u>	<u>364,500</u>	<u>486,000</u>	<u>486,000</u>	<u>486,000</u>
Transfers/Other Sources (Uses)	1,147,145	486,000	486,000	364,500	486,000	486,000	486,000
Grand Total Expenditures	10,696,112	10,006,472	10,006,472	9,248,969	9,434,128	9,165,548	9,173,107

CAPITAL BUDGET PLAN FOR RADIO COMMUNICATIONS FUND 53600

<u>Asset Category</u>	<u>Cost 3/31/2014</u>	<u>Accumulated Depreciation</u>	<u>Net Book Value 3/31/2014</u>	<u>Capital Additions</u>	<u>Remaining FY 2014</u>	<u>Depreciation</u>		
						<u>FY 2015</u>	<u>FY 2016</u>	<u>FY 2017</u>
Tower rights	\$ 8,585,770	\$ 2,790,375	\$ 5,795,395	\$ -	\$ 429,289	\$ 858,577	\$ 858,577	\$ 858,577
Equipment	26,332,226	8,477,480	17,854,746	5,150,000	1,721,312	3,511,926	4,141,926	4,541,253
Structures	12,833,781	4,170,736	8,663,045	-	641,707	1,283,414	1,283,414	1,283,414
Total Fixed Assets	\$ 47,751,777	\$ 15,438,591	\$ 32,313,186	\$ 5,150,000	\$ 2,792,308	\$ 5,653,917	\$ 6,283,917	\$ 6,683,244

Projected Capital Acquisitions

<u>Capital Program</u>	<u>Remaining FY 2014</u>	<u>FY 2015</u>	<u>FY 2016</u>	<u>FY 2017</u>
Radios, mobile units, central electronics bank, consoles, control stations, etc.	\$ -	\$ -	\$ -	\$ -
Towers and related equipment	\$ -	\$ -	\$ -	\$ -
NG911 Upgrade	\$ -	\$ -	\$ 150,000	\$ -
Console/Server replacement	\$ -	\$ -	\$ 3,000,000	\$ 2,000,000
Total Capital Additions	\$ -	\$ -	\$ 3,150,000	\$ 2,000,000

Useful life of assets:

Technology equipment (over \$5,000) 3 years
 Equipment over \$50,000 5 years
 Intangible assets (Tower rights) 10 years
 Radio systems 10 years

Department:	Water Resources Commissioner	OAKLAND COUNTY, MICHIGAN					
Funds:	Sewage Disposal Systems	FY2015 AND FY2016 AND FY2017 Adopted Budget					

Account Number/Description	FY 2013 Actual	FY 2014			FY 2015 Adopted	FY 2016 Adopted	FY 2017 Adopted
		Adopted Budget	Amended Budget As Of 6/30	Estimated Actual			

Revenues

Revenue

Special Assessments

605469	Principal From Municipalities	10,000	0	0	0	0	0	0
		10,000	0	0	0	0	0	0

Federal Grants Non-Operating

610900	Fed Grant - Interest Recovery	97,928	100,646	100,646	100,646	98,592	98,592	98,592
		97,928	100,646	100,646	100,646	98,592	98,592	98,592

State Grants

615571	State Operating Grants	21,783	0	0	0	0	0	0
615572	State Capital Grants	1,378,835	0	0	0	0	0	0
		1,400,618	0	0	0	0	0	0

Charges for Services

630357	Connection Permit Fees	0	500	500	500	500	500	500
630546	Disposal Permits	1,321,395	1,400,000	1,400,000	1,400,000	1,600,000	1,600,000	1,600,000
630686	Fee Income	3,915	4,500	4,500	4,500	4,500	4,500	4,500
630805	Forfeiture of Deposits	0	1,000	1,000	1,000	1,000	1,000	1,000
630953	Industrial Waste Control Rev	5,348,260	5,400,000	5,400,000	5,400,000	5,900,000	5,900,000	5,900,000
630966	Inspection Fees	44,185	25,000	25,000	25,000	44,000	44,000	44,000
631036	Land Lease	6,083	5,800	5,800	5,800	6,200	6,200	6,200
631120	Look Back Adjustment	1,608,801	0	0	0	1,194,555	995,463	0
631253	Miscellaneous	930	3,300	3,300	3,300	1,950	1,950	1,950
631575	Pollution Control Services	24,795,055	25,297,697	25,297,697	25,297,697	25,417,817	25,823,572	25,824,046
631827	Reimb General	577,004	0	0	0	0	0	0
632086	Sewage Disposal Services	86,270,950	93,440,018	93,620,388	93,620,388	97,034,366	98,586,776	98,615,501
		119,976,579	125,577,815	125,758,185	125,758,185	131,204,888	132,963,961	131,997,697

Ext ISF Charges for Services

		0	0	0	0	0	0	0
--	--	---	---	---	---	---	---	---

Investment Income

655077	Accrued Interest Adjustments	(29,830)	0	0	0	0	0	0
655385	Income from Investments	590,764	730,000	730,000	730,000	655,000	655,000	655,000
655462	Increase Market Value Invest	(316,902)	0	0	0	0	0	0
655616	Interest Credited	10,751	15,200	15,200	15,200	6,400	1,905	0
		254,783	745,200	745,200	745,200	661,400	656,905	655,000

Planned Use of Fund Balance

665882	Planned Use of Balance	0	0	399,729	399,729	0	0	0
		0	0	399,729	399,729	0	0	0

Department:	Water Resources Commissioner	OAKLAND COUNTY, MICHIGAN					
Funds:	Sewage Disposal Systems	FY2015 AND FY2016 AND FY2017 Adopted Budget					

Account Number/Description	FY 2013 Actual	FY 2014			FY 2015 Adopted	FY 2016 Adopted	FY 2017 Adopted
		Adopted Budget	Amended Budget As Of 6/30	Estimated Actual			
Other Revenues							
670570 Refund Prior Years Expenditure	1,789,270	0	0	0	0	0	0
670741 Sale of Scrap	5,397	6,500	6,500	6,500	6,500	6,500	6,500
	1,794,667	6,500	6,500	6,500	6,500	6,500	6,500
Revenue	123,534,575	126,430,161	127,010,260	127,010,260	131,971,380	133,725,958	132,757,789
Other Financing Sources							
Proceeds from Issuance of Debt							
	0	0	0	0	0	0	0
Other Financing Sources	0	0	0	0	0	0	0
Grand Total Revenues	123,534,575	126,430,161	127,010,260	127,010,260	131,971,380	133,725,958	132,757,789

Expenditures

Personnel

Salaries

702110 Per Diem	12	0	0	0	0	0	0
	12	0	0	0	0	0	0

Fringe Benefits

	0	0	0	0	0	0	0
	12	0	0	0	0	0	0

Personnel

Operating Expenses

Contractual Services

730037 Adj Prior Years Exp	1,968,266	0	0	0	1,194,555	995,463	0
730058 Administration	661,825	620,000	620,000	620,000	755,000	755,000	755,000
730065 Administrative Overhead	2,111,582	1,910,000	1,910,000	1,910,000	2,345,000	2,345,000	2,345,000
730093 Appraisal Fees	13,100	0	0	0	0	0	0
730198 Building Maintenance Charges	0	1,500	1,500	1,500	1,500	1,500	1,500
730247 Charge Card Fee	12,009	0	0	0	15,000	15,000	15,000
730289 Claims Paid	40,000	0	0	0	20,000	20,000	20,000
730352 Construction	656,073	30,000	30,000	30,000	30,000	30,000	30,000
730373 Contracted Services	5,791,241	5,215,000	5,215,000	5,215,000	6,430,000	6,430,000	6,430,000
730520 Design Fees	100	0	0	0	0	0	0
730562 Electrical Service	580,933	634,000	634,000	634,000	634,000	634,000	634,000
730639 Engineering Services-Other	550,697	290,000	290,000	290,000	380,000	380,000	380,000
730646 Equipment Maintenance	429	0	0	0	0	0	0
730655 Equipment Replacement	0	15,000	15,000	15,000	15,000	15,000	15,000
730660 Equipment Repair	21,425	70,000	70,000	70,000	40,000	40,000	40,000
730667 Equipment Repair Motor Vehicle	0	4,000	4,000	4,000	1,000	1,000	1,000
730772 Freight and Express	68	130	130	130	130	130	130

Department:	Water Resources Commissioner	OAKLAND COUNTY, MICHIGAN						
Funds:	Sewage Disposal Systems	FY2015 AND FY2016 AND FY2017 Adopted Budget						

Account Number/Description	FY 2013 Actual	FY 2014			FY 2015 Adopted	FY 2016 Adopted	FY 2017 Adopted	
		Adopted Budget	Amended Budget As Of 6/30	Estimated Actual				
730786	Garbage and Rubbish Disposal	924	3,700	3,700	3,700	1,500	1,500	1,500
730814	Grounds Maintenance	36,867	38,000	38,000	38,000	38,000	38,000	38,000
730926	Indirect Costs	419,200	425,000	425,000	425,000	480,500	480,500	480,500
730930	Industrial Waste Control Exp	5,351,013	5,400,000	5,400,000	5,400,000	5,900,000	5,900,000	5,900,000
730940	Insurance	48,979	50,600	50,600	50,600	50,600	50,600	50,600
731038	Land and Easement	29,250	0	0	0	10,000	10,000	10,000
731059	Laundry and Cleaning	7,210	8,000	8,000	8,000	8,000	8,000	8,000
731073	Legal Services	343,464	105,000	105,000	105,000	200,000	200,000	200,000
731115	Licenses and Permits	0	800	800	800	200	200	200
731150	Maintenance Contract	397,080	310,000	310,000	310,000	410,000	410,000	410,000
731269	Natural Gas	25,613	40,000	40,000	40,000	30,000	30,000	30,000
731339	Periodicals Books Publ Sub	18	0	0	0	0	0	0
731346	Personal Mileage	1,011	1,350	1,350	1,350	1,350	1,350	1,350
731458	Professional Services	72,951	121,000	121,000	121,000	79,000	79,000	79,000
731472	Project Construction and Impr	619	52,000	52,000	52,000	2,000	2,000	2,000
731479	Property Taxes	340	0	0	0	700	700	700
731528	Publishing Legal Notices	0	1,500	1,500	1,500	1,500	1,500	1,500
731563	Recording Fees	11,540	200	200	200	200	200	200
731724	Sewage Disposal Services	100,445,795	103,644,607	103,644,607	103,644,607	105,597,350	107,497,350	107,497,350
731780	Software Support Maintenance	3,743	4,000	4,000	4,000	4,000	4,000	4,000
731787	Soil Test Borings	0	20,000	20,000	20,000	3,000	3,000	3,000
731850	State of Michigan Fees	6,930	6,975	6,975	6,975	6,975	6,975	6,975
731906	Testing Services	0	2,000	2,000	2,000	0	0	0
731941	Training	6,106	0	0	0	0	0	0
732102	Water and Sewage Charges	112,248	78,000	78,000	78,000	123,000	123,000	123,000
732109	Water Purchases	54,365	60,000	60,000	60,000	60,000	60,000	60,000
732165	Workshops and Meeting	24	100	100	100	100	100	100
		119,783,037	119,162,462	119,162,462	119,162,462	124,869,160	126,570,068	125,574,605
Commodities								
750028	Chlorination Supplies	91,791	120,000	120,000	120,000	120,000	120,000	120,000
750049	Computer Supplies	2,200	0	0	0	0	0	0
750140	Employee Footwear	345	0	0	0	350	350	350
750154	Expendable Equipment	0	1,500	1,500	1,500	1,500	1,500	1,500
750280	Laboratory Supplies	(124)	2,000	2,000	2,000	2,000	2,000	2,000
750287	Maintenance Supplies	1,000	0	0	0	700	700	700
750294	Material and Supplies	247,644	344,000	344,000	344,000	302,000	302,000	302,000
750399	Office Supplies	9,380	200	200	200	3,000	3,000	3,000
750497	Shop Supplies	0	300	300	300	100	100	100
750504	Small Tools	6,852	6,800	6,800	6,800	6,800	6,800	6,800
750581	Uniforms	4,640	5,000	5,000	5,000	5,000	5,000	5,000

Department:	Water Resources Commissioner	OAKLAND COUNTY, MICHIGAN					
Funds:	Sewage Disposal Systems	FY2015 AND FY2016 AND FY2017 Adopted Budget					

Account Number/Description	FY 2013 Actual	FY 2014			FY 2015 Adopted	FY 2016 Adopted	FY 2017 Adopted
		Adopted Budget	Amended Budget As Of 6/30	Estimated Actual			
	363,728	479,800	479,800	479,800	441,450	441,450	441,450
<u>Depreciation</u>							
761014 Depreciation Drains Intrcpters	2,496,768	1,943,571	1,943,571	1,943,571	1,757,228	1,757,228	1,757,228
761021 Depreciation Flowage Rights	34,083	8,521	8,521	8,521	0	0	0
761063 Depreciation Storm Sewers	376	0	0	0	376	376	376
761077 Depreciation Water and Sewer	80,751	80,751	80,751	80,751	80,751	80,751	80,751
761084 Depreciation Buildings	90,489	83,664	83,664	83,664	81,390	81,390	81,390
761093 Depreciation Structures	267,096	267,096	267,096	267,096	267,096	267,096	267,096
761121 Depreciation Equipment	15,833	10,843	10,843	10,843	11,894	11,894	11,894
761156 Depreciation Vehicles	10,798	5,160	5,160	5,160	5,160	5,160	5,160
	2,996,192	2,399,606	2,399,606	2,399,606	2,203,895	2,203,895	2,203,895
<u>Interest on Debt</u>							
765031 Interest Expense	262,738	223,658	223,658	223,658	264,743	264,743	264,743
	262,738	223,658	223,658	223,658	264,743	264,743	264,743
<u>Paying Agent Fees</u>							
766043 Paying Agent Fees	800	500	500	500	500	500	500
	800	500	500	500	500	500	500
Operating Expenses	123,406,496	122,266,026	122,266,026	122,266,026	127,779,748	129,480,656	128,485,193
<u>Internal Support</u>							
<u>Internal Services</u>							
771637 Drain Equip Materials	30,211	77,000	77,000	77,000	53,000	53,000	53,000
771638 Drain Equip Labor	2,538,800	3,280,383	3,280,383	3,280,383	3,205,220	3,258,711	3,285,982
771639 Drain Equipment	752,744	727,000	907,370	907,370	859,881	859,878	859,878
773630 Info Tech Development	11,317	0	0	0	12,000	12,000	12,000
774636 Info Tech Operations	0	5,000	5,000	5,000	0	0	0
774677 Insurance Fund	0	600	600	600	593	616	639
776659 Motor Pool Fuel Charges	825	1,934	1,934	1,934	1,261	1,420	1,420
776661 Motor Pool	0	259	259	259	0	0	0
778675 Telephone Communications	56,601	71,959	71,959	71,959	59,677	59,677	59,677
	3,390,498	4,164,135	4,344,505	4,344,505	4,191,632	4,245,302	4,272,596
	3,390,498	4,164,135	4,344,505	4,344,505	4,191,632	4,245,302	4,272,596
Internal Support							
<u>Transfers/Other Sources (Uses)</u>							
<u>Transfers Out</u>							
788001 Transfers Out	0	0	399,729	399,729	0	0	0
	0	0	399,729	399,729	0	0	0
	0	0	399,729	399,729	0	0	0
Grand Total Expenditures	126,797,005	126,430,161	127,010,260	127,010,260	131,971,380	133,725,958	132,757,789

Department:	Water Resources Commissioner	OAKLAND COUNTY, MICHIGAN					
Funds:	Water and Sewer Trust	FY2015 AND FY2016 AND FY2017 Adopted Budget					

Account Number/Description	FY 2013 Actual	FY 2014			FY 2015 Adopted	FY 2016 Adopted	FY 2017 Adopted
		Adopted Budget	Amended Budget As Of 6/30	Estimated Actual			

Revenues

Revenue

Special Assessments

605469	Principal From Municipalities	38,624	0	0	0	0	0	0
		<u>38,624</u>	<u>0</u>	<u>0</u>	<u>0</u>	<u>0</u>	<u>0</u>	<u>0</u>

Charges for Services

630014	Administration Fees	3,000	0	0	0	0	0	0
630182	Capital Charge	53,962	30,000	30,000	30,000	54,000	54,000	54,000
630357	Connection Permit Fees	1,380,355	1,100,000	1,100,000	1,100,000	1,500,000	1,500,000	1,500,000
630462	Debt Service	192,904	98,300	98,300	98,300	198,300	198,300	198,300
630532	Direct Connection Charge	33	50	50	50	50	50	50
630658	Equipment Rental	257,581	0	0	0	0	0	0
630730	Fire Line Charge	1,300	1,300	1,300	1,300	1,300	1,300	1,300
630952	Industrial Waste Control IPP	107,397	110,000	110,000	110,000	110,000	110,000	110,000
630966	Inspection Fees	88,805	60,000	60,000	60,000	90,000	90,000	90,000
631036	Land Lease	23,480	11,000	11,000	11,000	24,000	24,000	24,000
631127	Maintenance Contracts	40,128	40,125	40,125	40,125	40,125	40,125	40,125
631225	Meter Maintenance	458,675	480,000	480,000	480,000	480,000	480,000	480,000
631253	Miscellaneous	252,305	310,000	310,000	310,000	270,000	270,000	270,000
631484	Penalties Sewage Disposal	1,025,654	900,000	900,000	900,000	1,200,000	1,200,000	1,200,000
631491	Penalties Water	1,341,239	1,000,000	1,000,000	1,000,000	1,400,000	1,400,000	1,400,000
631547	Plan Review Fees	29,200	20,000	20,000	20,000	30,000	30,000	30,000
631680	Rebillable Services Water	25,235	28,000	28,000	28,000	28,000	28,000	28,000
631687	Rebilled Charges	450	4,000	4,000	4,000	3,000	3,000	3,000
631827	Reimb General	360,768	500,000	500,000	500,000	450,000	450,000	450,000
631925	Rental Facilities	16,594	22,125	22,125	22,125	17,000	17,000	17,000
632030	Sales Adjustments	(710,257)	(800,000)	(800,000)	(800,000)	(800,000)	(800,000)	(800,000)
632051	SCADA Installation Fee	0	5,000	5,000	5,000	2,000	2,000	2,000
632079	Service Fees	31,270	14,000	14,000	14,000	31,270	31,270	31,270
632086	Sewage Disposal Services	35,373,735	35,971,516	36,573,526	36,573,526	38,154,759	38,610,972	38,741,609
632088	Fixed Charge	1,279,484	1,100,000	1,100,000	1,100,000	1,300,000	1,300,000	1,300,000
632450	Water Sales General	38,151,813	38,300,000	38,577,895	38,577,895	40,039,476	40,539,476	40,539,476
632457	Water Sales Special	137,323	205,000	205,000	205,000	205,000	205,000	205,000
		<u>79,922,434</u>	<u>79,510,416</u>	<u>80,390,321</u>	<u>80,390,321</u>	<u>84,828,280</u>	<u>85,784,493</u>	<u>85,915,130</u>

Contributions

650104	Contributions Operating	6,471,638	0	0	0	0	0	0
		<u>6,471,638</u>	<u>0</u>	<u>0</u>	<u>0</u>	<u>0</u>	<u>0</u>	<u>0</u>

Investment Income

Department:	Water Resources Commissioner	OAKLAND COUNTY, MICHIGAN					
Funds:	Water and Sewer Trust	FY2015 AND FY2016 AND FY2017 Adopted Budget					

Account Number/Description	FY 2013 Actual	FY 2014			FY 2015 Adopted	FY 2016 Adopted	FY 2017 Adopted
		Adopted Budget	Amended Budget As Of 6/30	Estimated Actual			
655385 Income from Investments	472,770	300,000	300,000	300,000	450,000	450,000	450,000
	472,770	300,000	300,000	300,000	450,000	450,000	450,000
Planned Use of Fund Balance							
665882 Planned Use of Balance	0	0	801,688	801,688	0	0	0
	0	0	801,688	801,688	0	0	0
Other Revenues							
670114 Cash Overages	38	0	0	0	0	0	0
670456 Prior Years Adjustments	23,810	0	0	0	0	0	0
670513 Prior Years Revenue	178,779	0	0	0	0	0	0
670570 Refund Prior Years Expenditure	38,094	0	0	0	0	0	0
670741 Sale of Scrap	21,240	13,500	13,500	13,500	17,000	17,000	17,000
	261,961	13,500	13,500	13,500	17,000	17,000	17,000
Revenue	87,167,427	79,823,916	81,505,509	81,505,509	85,295,280	86,251,493	86,382,130
Other Financing Sources							
Capital Contributions							
	0	0	0	0	0	0	0
Transfers In							
695500 Transfers In	12,500	0	0	0	0	0	0
	12,500	0	0	0	0	0	0
Proceeds from Issuance of Debt							
	0	0	0	0	0	0	0
Other Financing Sources	12,500	0	0	0	0	0	0
Grand Total Revenues	87,179,927	79,823,916	81,505,509	81,505,509	85,295,280	86,251,493	86,382,130

Expenditures

Personnel

Salaries

702010 Salaries Regular	72,379	85,297	85,297	85,297	87,856	89,613	90,509
702030 Holiday	3,812	0	0	0	0	0	0
702050 Annual Leave	7,005	0	0	0	0	0	0
702080 Sick Leave	1,412	0	0	0	0	0	0
702100 Retroactive	87	0	0	0	0	0	0
702140 Other Miscellaneous Salaries	1,000	0	0	0	0	0	0
702240 Salary Adjustments	(0)	0	0	0	0	0	0
712020 Overtime	322	1,000	1,000	1,000	1,000	1,000	1,000
	86,017	86,297	86,297	86,297	88,856	90,613	91,509

Fringe Benefits

Department:	Water Resources Commissioner	OAKLAND COUNTY, MICHIGAN						
Funds:	Water and Sewer Trust	FY2015 AND FY2016 AND FY2017 Adopted Budget						

Account Number/Description	FY 2013 Actual	FY 2014			FY 2015 Adopted	FY 2016 Adopted	FY 2017 Adopted
		Adopted Budget	Amended Budget As Of 6/30	Estimated Actual			
722750 Workers Compensation	190	192	192	192	198	201	204
722760 Group Life	258	265	265	265	274	278	281
722770 Retirement	29,414	28,889	28,889	28,889	23,189	23,575	23,836
722780 Hospitalization	29,987	28,126	28,126	28,126	28,488	28,962	29,283
722790 Social Security	6,191	6,567	6,567	6,567	6,759	6,872	6,948
722800 Dental	2,020	1,572	1,572	1,572	1,625	1,652	1,671
722810 Disability	1,204	1,243	1,243	1,243	1,279	1,301	1,315
722820 Unemployment Insurance	314	275	275	275	283	287	290
722850 Optical	185	221	221	221	195	199	201
	69,763	67,350	67,350	67,350	62,290	63,327	64,029
	155,780	153,647	153,647	153,647	151,146	153,940	155,538

Personnel

Operating Expenses

Contractual Services

730037 Adj Prior Years Exp	80,697	0	0	0	0	0	0
730044 Adj Prior Years Revenue	4,339	0	0	0	0	0	0
730058 Administration	1,192,741	1,200,000	1,200,000	1,200,000	1,300,000	1,300,000	1,300,000
730065 Administrative Overhead	(4,551,828)	(3,800,000)	(3,800,000)	(3,800,000)	(4,600,000)	(4,600,000)	(4,600,000)
730121 Bank Charges	84,033	85,000	85,000	85,000	86,000	86,000	86,000
730240 Cash Shortage	204	0	0	0	0	0	0
730247 Charge Card Fee	54,589	60,000	60,000	60,000	60,000	60,000	60,000
730289 Claims Paid	11,217	0	0	0	12,000	12,000	12,000
730373 Contracted Services	10,484,305	8,200,000	7,667,473	7,667,473	8,173,225	8,173,225	8,173,225
730562 Electrical Service	1,026,229	1,200,000	1,200,000	1,200,000	1,200,000	1,200,000	1,200,000
730639 Engineering Services-Other	40,836	70,000	70,000	70,000	70,000	70,000	70,000
730646 Equipment Maintenance	5,964	0	0	0	6,000	6,000	6,000
730653 Equipment Rental	1,674	3,000	3,000	3,000	2,000	2,000	2,000
730660 Equipment Repair	0	2,000	2,000	2,000	1,000	1,000	1,000
730730 Filing Fees	20	0	0	0	0	0	0
730772 Freight and Express	3,143	500	500	500	500	500	500
730786 Garbage and Rubbish Disposal	0	100	100	100	100	100	100
730926 Indirect Costs	227,517	246,000	246,000	246,000	260,000	260,000	260,000
730930 Industrial Waste Control Exp	827,383	810,000	810,000	810,000	900,000	900,000	900,000
730940 Insurance	153,363	200,000	200,000	200,000	200,000	200,000	200,000
730970 Interest Expense	3,488	61,000	61,000	61,000	3,500	3,500	3,500
731045 Land Application	120,145	200,000	200,000	200,000	200,000	200,000	200,000
731073 Legal Services	20,846	30,000	30,000	30,000	30,000	30,000	30,000
731115 Licenses and Permits	29,919	0	0	0	0	0	0
731164 Maintenance Vehicles	361,286	0	0	0	0	0	0
731213 Membership Dues	4,523	4,200	4,200	4,200	4,200	4,200	4,200
731241 Miscellaneous	20	0	0	0	0	0	0

Department:	Water Resources Commissioner	OAKLAND COUNTY, MICHIGAN						
Funds:	Water and Sewer Trust	FY2015 AND FY2016 AND FY2017 Adopted Budget						

Account Number/Description	FY 2013 Actual	FY 2014			FY 2015 Adopted	FY 2016 Adopted	FY 2017 Adopted
		Adopted Budget	Amended Budget As Of 6/30	Estimated Actual			
731269 Natural Gas	150,349	230,000	230,000	230,000	230,000	230,000	230,000
731339 Periodicals Books Publ Sub	66	300	300	300	300	300	300
731346 Personal Mileage	2,710	3,000	3,000	3,000	3,000	3,000	3,000
731388 Printing	5,913	16,000	16,000	16,000	16,000	16,000	16,000
731430 Prof Svc-Accounting Svc	1,252,672	1,246,353	1,246,353	1,246,353	1,248,854	1,246,060	1,244,462
731458 Professional Services	62,812	60,000	60,000	60,000	60,000	60,000	60,000
731486 Protective Clothing and Equip	0	100	100	100	100	100	100
731563 Recording Fees	1,024	0	0	0	0	0	0
731577 Refund Prior Years Revenue	4,433	0	0	0	0	0	0
731626 Rent	58,594	62,925	62,925	62,925	62,925	62,925	62,925
731724 Sewage Disposal Services	9,498,810	10,482,779	10,482,779	10,482,779	10,600,000	10,800,000	10,800,000
731850 State of Michigan Fees	11,830	12,000	12,000	12,000	12,000	12,000	12,000
731941 Training	790	1,000	1,000	1,000	1,000	1,000	1,000
731969 Transfer to Reserve	390,650	480,000	480,000	480,000	480,000	480,000	480,000
732018 Travel and Conference	14,553	10,000	10,000	10,000	10,000	10,000	10,000
732102 Water and Sewage Charges	46,085	35,000	35,000	35,000	35,000	35,000	35,000
732109 Water Purchases	20,701,554	25,500,000	25,500,000	25,500,000	22,606,383	23,106,383	23,106,383
	42,389,498	46,711,257	46,178,730	46,178,730	43,274,087	43,971,293	43,969,695

Non-Departmental

740044 Drain Assessments Current	139,508	0	0	0	0	0	0
	139,508	0	0	0	0	0	0

Commodities

750007 Alum	35,388	50,000	50,000	50,000	40,000	40,000	40,000
750028 Chlorination Supplies	0	500	500	500	0	0	0
750035 Chlorine Gas	0	500	500	500	0	0	0
750140 Employee Footwear	2,783	1,500	1,500	1,500	3,500	3,500	3,500
750154 Expendable Equipment	0	1,000	1,000	1,000	0	0	0
750170 Other Expendable Equipment	0	1,000	1,000	1,000	0	0	0
750175 Ferric Chloride	50,797	100,000	100,000	100,000	80,000	80,000	80,000
750287 Maintenance Supplies	83	0	0	0	0	0	0
750294 Material and Supplies	1,141,535	2,300,000	2,300,000	2,300,000	1,500,000	1,500,000	1,500,000
750385 Merchandise	27,280	7,000	7,000	7,000	20,000	20,000	20,000
750392 Metered Postage	12,844	12,900	12,900	12,900	12,900	12,900	12,900
750399 Office Supplies	17,565	15,000	15,000	15,000	15,000	15,000	15,000
750406 Paper Printing	0	1,550	1,550	1,550	1,550	1,550	1,550
750413 Parts and Accessories	5,377	0	0	0	2,000	2,000	2,000
750441 Polymer	45,124	45,000	45,000	45,000	45,000	45,000	45,000
750448 Postage-Standard Mailing	92,823	70,000	70,000	70,000	90,000	90,000	90,000
750497 Shop Supplies	304	300	300	300	300	300	300
750525 Sulfur Dioxide	0	300	300	300	300	300	300

Department:	Water Resources Commissioner	OAKLAND COUNTY, MICHIGAN					
Funds:	Water and Sewer Trust	FY2015 AND FY2016 AND FY2017 Adopted Budget					

Account Number/Description	FY 2013 Actual	FY 2014			FY 2015 Adopted	FY 2016 Adopted	FY 2017 Adopted
		Adopted Budget	Amended Budget As Of 6/30	Estimated Actual			
750581 Uniforms	43,987	65,000	65,000	65,000	65,000	65,000	65,000
	1,475,890	2,671,550	2,671,550	2,671,550	1,875,550	1,875,550	1,875,550
<u>Depreciation</u>							
761063 Depreciation Storm Sewers	114	0	0	0	4,286	4,286	4,286
761077 Depreciation Water and Sewer	3,311,988	595,141	595,141	595,141	3,350,000	3,350,000	3,350,000
761121 Depreciation Equipment	7,634	0	0	0	24,203	24,203	24,203
	3,319,736	595,141	595,141	595,141	3,378,489	3,378,489	3,378,489
<u>Intergovernmental</u>							
762011 Transfer to Municipalities	13,633,253	10,500,000	10,500,000	10,500,000	13,700,000	13,700,000	13,700,000
	13,633,253	10,500,000	10,500,000	10,500,000	13,700,000	13,700,000	13,700,000
<u>Interest on Debt</u>							
765031 Interest Expense	444,034	0	0	0	445,000	445,000	445,000
	444,034	0	0	0	445,000	445,000	445,000
Operating Expenses	61,401,920	60,477,948	59,945,421	59,945,421	62,673,126	63,370,332	63,368,734
<u>Internal Support</u>							
<u>Internal Services</u>							
771637 Drain Equip Materials	792,602	1,000,000	1,000,000	1,000,000	900,000	900,000	900,000
771638 Drain Equip Labor	11,150,185	13,421,916	13,955,474	13,955,474	17,159,323	17,415,536	17,546,173
771639 Drain Equipment	3,327,307	4,200,000	5,078,874	5,078,874	3,857,405	3,857,405	3,857,405
773630 Info Tech Development	44,566	65,729	65,729	65,729	65,729	65,729	65,729
774636 Info Tech Operations	26,991	24,606	24,606	24,606	3,683	3,683	3,683
774677 Insurance Fund	279,546	287,071	287,071	287,071	285,000	285,000	285,000
775754 Maintenance Department Charges	147,574	145,000	145,000	145,000	145,000	145,000	145,000
778675 Telephone Communications	45,352	47,999	47,999	47,999	54,868	54,868	54,868
	15,814,124	19,192,321	20,604,753	20,604,753	22,471,008	22,727,221	22,857,858
Internal Support	15,814,124	19,192,321	20,604,753	20,604,753	22,471,008	22,727,221	22,857,858
<u>Transfers/Other Sources (Uses)</u>							
<u>Transfers Out</u>							
788001 Transfers Out	12,500	0	801,688	801,688	0	0	0
	12,500	0	801,688	801,688	0	0	0
Transfers/Other Sources (Uses)	12,500	0	801,688	801,688	0	0	0
Grand Total Expenditures	77,384,324	79,823,916	81,505,509	81,505,509	85,295,280	86,251,493	86,382,130

Fund:	67700 - Building Liability Insurance	OAKLAND COUNTY, MICHIGAN					
		FY2015 AND FY2016 AND FY2017 Adopted Budget					

Account Number/Description	FY 2013 Actual	FY 2014			FY 2015 Adopted	FY 2016 Adopted	FY 2017 Adopted
		Adopted Budget	Amended Budget As Of 6/30	Estimated Actual			

Revenues

<u>Revenue</u>								
<u>Charges for Services</u>								
631078	Liability Insurance	972,500	972,500	972,500	972,500	973,400	973,400	973,400
631624	Property Insurance Billings	1,219,607	1,382,750	1,382,750	1,275,000	1,494,776	1,570,753	1,564,876
631687	Rebilled Charges	5,993	7,000	7,000	4,500	7,000	7,000	7,000
		2,198,100	2,362,250	2,362,250	2,252,000	2,475,176	2,551,153	2,545,276
<u>Ext ISF Charges for Services</u>								
635372	Ext Litigation Settlements	118,904	0	0	35,900	0	0	0
635530	Ext-Other Revenue	210	0	0	100	0	0	0
635692	Ext-Rebilled Charges Rev	0	0	0	15,000	16,192	17,084	17,232
		119,114	0	0	51,000	16,192	17,084	17,232
<u>Investment Income</u>								
655077	Accrued Interest Adjustments	(8,505)	0	0	4,700	0	0	0
655385	Income from Investments	175,339	150,000	150,000	313,200	150,000	150,000	150,000
655462	Increase Market Value Invest	(132,879)	0	0	0	0	0	0
		33,955	150,000	150,000	317,900	150,000	150,000	150,000
<u>Planned Use of Fund Balance</u>								
665882	Planned Use of Balance	0	1,682,746	1,693,621	0	1,661,582	1,683,696	1,694,327
		0	1,682,746	1,693,621	0	1,661,582	1,683,696	1,694,327
<u>Other Revenues</u>								
670513	Prior Years Revenue	51	0	0	300	0	0	0
670570	Refund Prior Years Expenditure	0	0	0	11,000	0	0	0
		51	0	0	11,300	0	0	0
Revenue		2,351,220	4,194,996	4,205,871	2,632,200	4,302,950	4,401,933	4,406,835
Grand Total Revenues		2,351,220	4,194,996	4,205,871	2,632,200	4,302,950	4,401,933	4,406,835

Expenditures

<u>Personnel</u>								
<u>Salaries</u>								
702010	Salaries Regular	394,264	442,516	442,516	442,516	458,503	467,673	472,349
702030	Holiday	12,218	0	0	0	0	0	0
702050	Annual Leave	14,737	0	0	0	0	0	0
702080	Sick Leave	5,880	0	0	0	0	0	0
702100	Retroactive	199	0	0	0	0	0	0
702140	Other Miscellaneous Salaries	46,939	0	0	0	0	0	0

Fund:	67700 - Building Liability Insurance	OAKLAND COUNTY, MICHIGAN						
		FY2015 AND FY2016 AND FY2017 Adopted Budget						

Account Number/Description		FY 2013 Actual	FY 2014			FY 2015 Adopted	FY 2016 Adopted	FY 2017 Adopted
			Adopted Budget	Amended Budget As Of 6/30	Estimated Actual			
712020	Overtime	2,327	6,374	6,374	6,374	6,374	6,374	6,374
712040	Holiday Overtime	465	0	0	0	0	0	0
		477,029	448,890	448,890	448,890	464,877	474,047	478,723
Fringe Benefits								
722750	Workers Compensation	2,471	1,296	1,296	1,296	1,401	1,401	1,401
722760	Group Life	1,100	1,320	1,320	1,320	1,410	1,410	1,410
722770	Retirement	141,866	161,279	161,279	161,279	138,967	138,967	138,967
722780	Hospitalization	57,958	88,188	88,188	88,188	75,917	75,917	75,917
722790	Social Security	30,539	33,163	33,163	33,163	35,400	35,400	35,400
722800	Dental	3,844	5,263	5,263	5,263	6,240	6,240	6,240
722810	Disability	4,894	6,213	6,213	6,213	6,640	6,640	6,640
722820	Unemployment Insurance	1,750	1,372	1,372	1,372	1,467	1,467	1,467
722850	Optical	344	558	558	558	640	640	640
722900	Fringe Benefit Adjustments	0	9,706	9,706	9,706	0	3,567	5,387
		244,765	308,358	308,358	308,358	268,082	271,649	273,469
Personnel		721,795	757,248	757,248	757,248	732,959	745,696	752,192
Operating Expenses								
Contractual Services								
730037	Adj Prior Years Exp	51	0	0	300	0	0	0
730289	Claims Paid	963,007	46,000	46,000	95,000	46,900	46,900	46,900
730296	Claims Paid-Attorneys	127,500	42,500	42,500	110,000	42,500	42,500	42,500
730373	Contracted Services	0	0	0	300	0	0	0
730611	Employees Medical Exams	5,993	7,000	7,000	4,500	7,000	7,000	7,000
730660	Equipment Repair	0	0	0	200	0	0	0
730926	Indirect Costs	151,695	180,407	180,407	153,400	180,400	180,400	180,400
730940	Insurance	1,245,504	2,355,250	2,355,250	1,275,000	2,483,468	2,560,337	2,554,608
731073	Legal Services	617,304	550,000	550,000	2,223,300	550,000	550,000	550,000
731213	Membership Dues	555	1,000	1,000	800	1,000	1,000	1,000
731241	Miscellaneous	396	500	500	500	500	500	500
731339	Periodicals Books Publ Sub	254	300	300	500	300	300	300
731346	Personal Mileage	2,692	2,800	2,800	3,700	2,800	2,800	2,800
731388	Printing	269	800	800	600	800	800	800
731458	Professional Services	80,186	145,000	145,000	124,000	145,000	145,000	145,000
732018	Travel and Conference	2,801	4,500	4,500	4,500	4,500	4,500	4,500
		3,198,207	3,336,057	3,336,057	3,996,600	3,465,168	3,542,037	3,536,308
Commodities								
750154	Expendable Equipment	3,748	1,000	9,000	9,000	6,000	8,000	10,000
750182	Film and Processing	0	200	200	200	200	200	200

Fund:		67700 - Building Liability Insurance		OAKLAND COUNTY, MICHIGAN				
				FY2015 AND FY2016 AND FY2017 Adopted Budget				
Account Number/Description		FY 2013 Actual	FY 2014			FY 2015 Adopted	FY 2016 Adopted	FY 2017 Adopted
			Adopted Budget	Amended Budget As Of 6/30	Estimated Actual			
750294	Material and Supplies	260	0	0	0	0	0	0
750301	Medical Supplies	9,153	0	2,875	5,500	1,125	3,125	5,125
750392	Metered Postage	815	1,056	1,056	700	1,056	1,056	1,056
750399	Office Supplies	5,490	4,000	4,000	1,500	4,000	4,000	4,000
		19,466	6,256	17,131	16,900	12,381	16,381	20,381
Operating Expenses		3,217,673	3,342,313	3,353,188	4,013,500	3,477,549	3,558,418	3,556,689
Internal Support								
Internal Services								
770631	Bldg Space Cost Allocation	26,355	31,555	31,555	31,555	26,696	31,737	31,872
770667	Convenience Copier	1,557	2,351	2,351	2,351	0	0	0
773535	Info Tech CLEMIS	13,758	13,588	13,588	13,588	14,268	14,268	14,268
773630	Info Tech Development	709	2,417	2,417	2,417	2,417	2,417	2,417
774636	Info Tech Operations	21,035	19,931	19,931	19,931	19,701	19,701	19,701
774637	Info Tech Managed Print Svcs	0	0	0	0	5,834	5,834	5,834
775754	Maintenance Department Charges	357	2,000	2,000	489,400	2,000	2,000	2,000
776659	Motor Pool Fuel Charges	3,151	3,686	3,686	3,686	2,660	2,996	2,996
776661	Motor Pool	10,513	11,213	11,213	11,213	9,471	9,471	9,471
778675	Telephone Communications	8,341	8,694	8,694	8,694	9,395	9,395	9,395
		85,776	95,435	95,435	582,835	92,442	97,819	97,954
Internal Support		85,776	95,435	95,435	582,835	92,442	97,819	97,954
Grand Total Expenditures		4,025,244	4,194,996	4,205,871	5,353,583	4,302,950	4,401,933	4,406,835

Fund:	63900 - Drain Equipment	OAKLAND COUNTY, MICHIGAN				
		FY2015 AND FY2016 AND FY2017 Adopted Budget				

Account Number/Description	FY 2013 Actual	FY 2014			FY 2015 Adopted	FY 2016 Adopted	FY 2017 Adopted
		Adopted Budget	Amended Budget As Of 6/30	Estimated Actual			

Revenues

<u>Revenue</u>								
<u>State Grants</u>								
615571	State Operating Grants	0	0	176,150	176,150	352,303	352,302	352,302
615572	State Capital Grants	0	0	663,017	663,017	329,365	329,365	329,365
		0	0	839,167	839,167	681,668	681,667	681,667
<u>Charges for Services</u>								
630539	Dispatch Services	6,128	6,200	6,200	6,200	6,700	6,700	6,700
630658	Equipment Rental	1,569,743	1,505,000	1,520,307	1,520,307	1,675,707	1,675,707	1,675,707
631127	Maintenance Contracts	103,752	103,500	103,500	103,500	104,100	104,100	104,100
631687	Rebilled Charges	39,040	95,000	95,000	50,000	95,000	95,000	95,000
631785	Reimb Bldg Space Cost	152,033	152,000	152,000	152,000	168,761	168,761	168,761
631827	Reimb General	1,974,381	1,500,000	2,639,810	2,639,810	2,176,717	2,184,567	2,191,588
631869	Reimb Salaries	20,447,986	23,160,554	23,670,677	21,406,513	26,381,993	26,877,154	27,095,754
632401	Vehicle Rental	2,161,998	2,211,873	2,230,335	2,230,335	2,390,803	2,390,803	2,390,803
		26,455,061	28,734,127	30,417,829	28,108,665	32,999,781	33,502,792	33,728,413
<u>Ext ISF Charges for Services</u>								
635152	Ext-Dispatch Services	3,798	6,000	6,000	0	0	0	0
635206	Ext-Equipment Rental	7,362	11,000	11,000	0	0	0	0
635422	Ext-Maint Contracts	7,632	12,000	12,000	0	0	0	0
635530	Ext-Other Revenue	0	1,000	1,000	1,000	1,000	1,000	1,000
635692	Ext-Rebilled Charges Rev	130,456	400,000	400,000	150,000	350,000	350,000	350,000
		149,248	430,000	430,000	151,000	351,000	351,000	351,000
<u>Investment Income</u>								
655077	Accrued Interest Adjustments	(683)	0	0	190	0	0	0
655385	Income from Investments	10,543	20,000	20,000	10,500	15,000	15,000	15,000
		9,860	20,000	20,000	10,690	15,000	15,000	15,000
<u>Planned Use of Fund Balance</u>								
665882	Planned Use of Balance	0	27,189	13,332	13,332	0	0	0
		0	27,189	13,332	13,332	0	0	0
<u>Other Revenues</u>								
670456	Prior Years Adjustments	0	0	0	807,361	0	0	0
670627	Sale of Equipment	2,702	0	0	0	0	0	0
		2,702	0	0	807,361	0	0	0
<u>Gain or Loss on Exchg of Asset</u>								
675354	Gain on Sale of Equip	6,250	2,500	2,500	1,000	2,500	2,500	2,500

Fund: 63900 - Drain Equipment	OAKLAND COUNTY, MICHIGAN
	FY2015 AND FY2016 AND FY2017 Adopted Budget

Account Number/Description	FY 2013 Actual	FY 2014			FY 2015 Adopted	FY 2016 Adopted	FY 2017 Adopted
		Adopted Budget	Amended Budget As Of 6/30	Estimated Actual			
675660 Gain on Sale of Vehicles	9,998	45,000	45,000	20,000	45,000	45,000	45,000
	16,248	47,500	47,500	21,000	47,500	47,500	47,500
Revenue	26,633,119	29,258,816	31,767,828	29,951,215	34,094,949	34,597,959	34,823,580
Other Financing Sources							
Transfers In							
695500 Transfers In	0	0	1,201,417	1,201,417	0	0	0
	0	0	1,201,417	1,201,417	0	0	0
Other Financing Sources	0	0	1,201,417	1,201,417	0	0	0
Grand Total Revenues	26,633,119	29,258,816	32,969,245	31,152,632	34,094,949	34,597,959	34,823,580

Expenditures

Personnel							
Salaries							
702010 Salaries Regular	9,685,446	13,292,006	13,566,398	12,228,357	15,595,457	15,887,764	16,036,821
702030 Holiday	499,849	0	0	0	0	0	0
702050 Annual Leave	718,060	0	0	0	0	0	0
702080 Sick Leave	227,780	0	0	0	0	0	0
702100 Retroactive	4,349	0	0	0	0	0	0
702120 Jury Duty	5,002	0	0	0	0	0	0
702130 Shift Premium	427	0	0	0	0	0	0
702140 Other Miscellaneous Salaries	121,695	0	0	0	0	0	0
702190 Workers Compensation Pay	29,313	0	0	0	0	0	0
702200 Death Leave	14,859	0	0	0	0	0	0
702240 Salary Adjustments	0	0	0	0	0	0	0
712020 Overtime	716,513	771,363	771,363	940,000	855,994	872,062	880,266
712040 Holiday Overtime	33,083	0	0	0	0	0	0
712090 On Call	151,173	0	0	0	0	0	0
	12,207,550	14,063,369	14,337,761	13,168,357	16,451,451	16,759,826	16,917,087
Fringe Benefits							
722740 Fringe Benefits	0	0	235,731	210,911	745,305	745,305	745,305
722750 Workers Compensation	204,822	214,417	214,417	191,841	238,744	241,538	242,963
722760 Group Life	34,109	40,648	40,648	36,369	45,913	46,450	46,723
722770 Retirement	4,399,163	4,681,569	4,681,569	4,188,648	4,200,457	4,249,622	4,274,684
722780 Hospitalization	2,817,050	3,687,742	3,687,742	3,299,460	3,998,444	4,045,246	4,069,102
722790 Social Security	892,754	1,021,268	1,021,268	913,738	1,136,583	1,149,887	1,156,667
722800 Dental	207,176	254,046	254,046	227,298	288,737	292,117	293,837
722810 Disability	154,901	193,075	193,075	172,746	215,277	217,796	219,081
722820 Unemployment Insurance	44,843	42,680	42,680	38,186	47,953	48,515	48,801

Fund:	63900 - Drain Equipment	OAKLAND COUNTY, MICHIGAN					
		FY2015 AND FY2016 AND FY2017 Adopted Budget					

Account Number/Description	FY 2013 Actual	FY 2014			FY 2015 Adopted	FY 2016 Adopted	FY 2017 Adopted
		Adopted Budget	Amended Budget As Of 6/30	Estimated Actual			
722850 Optical	19,631	26,416	26,416	23,635	30,603	30,966	31,150
	8,774,447	10,161,861	10,397,592	9,302,832	10,948,016	11,067,442	11,128,313
Personnel	20,981,997	24,225,230	24,735,353	22,471,189	27,399,467	27,827,268	28,045,400
Operating Expenses							
Contractual Services							
730037 Adj Prior Years Exp	4,819	0	0	7,114	0	0	0
730044 Adj Prior Years Revenue	0	0	0	216	0	0	0
730058 Administration	125	0	0	0	0	0	0
730114 Auction Expense	774	1,000	1,000	1,000	1,000	1,000	1,000
730373 Contracted Services	406,180	300,000	2,078,976	2,078,976	840,002	839,999	839,999
730562 Electrical Service	11,537	10,000	10,000	13,500	12,000	12,000	12,000
730646 Equipment Maintenance	17,651	27,000	27,000	15,000	22,500	22,500	22,500
730653 Equipment Rental	0	3,000	3,000	500	3,000	3,000	3,000
730660 Equipment Repair	19,837	4,000	4,000	4,000	15,000	15,000	15,000
730667 Equipment Repair Motor Vehicle	110,853	61,000	61,000	100,000	68,000	68,000	68,000
730772 Freight and Express	0	100	100	100	100	100	100
730779 Fuel Oil	96	100	100	100	100	100	100
730786 Garbage and Rubbish Disposal	731	1,000	1,000	1,000	1,000	1,000	1,000
730926 Indirect Costs	132,640	134,000	134,000	200,000	190,000	190,000	190,000
730940 Insurance	37	100	100	100	100	100	100
731108 License Plates and Title Fees	0	0	0	49	0	0	0
731150 Maintenance Contract	35,000	0	0	0	0	0	0
731157 Maintenance Equipment	0	1,000	1,000	2,000	1,000	1,000	1,000
731164 Maintenance Vehicles	0	7,000	7,000	3,000	7,000	7,000	7,000
731213 Membership Dues	40	80	80	40	80	80	80
731241 Miscellaneous	48	0	0	0	0	0	0
731269 Natural Gas	3,711	11,000	11,000	8,000	9,000	9,000	9,000
731346 Personal Mileage	0	0	0	900	0	0	0
731486 Protective Clothing and Equip	37,973	45,000	45,000	45,000	45,000	45,000	45,000
731626 Rent	5,500	5,500	5,500	5,500	5,500	5,500	5,500
731773 Software Rental Lease Purchase	185,180	0	0	0	0	0	0
731780 Software Support Maintenance	12,086	12,000	12,000	10,000	12,000	12,000	12,000
731934 Towing and Storage Fees	420	500	500	700	500	500	500
731948 Training Related	11,820	0	0	0	0	0	0
732018 Travel and Conference	0	1,000	1,000	1,000	1,000	1,000	1,000
732102 Water and Sewage Charges	1,821	1,200	1,200	2,000	2,000	2,000	2,000
796500 Budgeted Equity Adjustments	0	0	1,299,411	0	400,000	399,999	399,999
	998,880	625,580	3,703,967	2,499,795	1,635,882	1,635,878	1,635,878

Commodities

Fund:	63900 - Drain Equipment	OAKLAND COUNTY, MICHIGAN						
		FY2015 AND FY2016 AND FY2017 Adopted Budget						

Account Number/Description		FY 2013 Actual	FY 2014			FY 2015 Adopted	FY 2016 Adopted	FY 2017 Adopted
			Adopted Budget	Amended Budget As Of 6/30	Estimated Actual			
750049	Computer Supplies	14,980	20,000	20,000	16,000	20,000	20,000	20,000
750154	Expendable Equipment	19,722	30,000	30,000	30,000	30,000	30,000	30,000
750170	Other Expendable Equipment	6,309	6,000	6,000	20,000	6,000	6,000	6,000
750210	Gasoline Charges	59	100	100	100	100	100	100
750280	Laboratory Supplies	7,347	3,500	3,500	3,500	3,500	3,500	3,500
750287	Maintenance Supplies	0	500	500	500	500	500	500
750294	Material and Supplies	1,017,736	900,000	900,000	870,000	1,100,000	1,100,000	1,100,000
750399	Office Supplies	17,698	13,200	13,200	13,200	15,200	15,200	15,200
750448	Postage-Standard Mailing	0	100	100	100	100	100	100
750497	Shop Supplies	217	2,900	2,900	2,900	2,900	2,900	2,900
750504	Small Tools	30,387	16,200	16,200	25,000	30,000	30,000	30,000
		1,114,455	992,500	992,500	981,300	1,208,300	1,208,300	1,208,300
<u>Depreciation</u>								
761084	Depreciation Buildings	21,722	21,722	28,840	28,840	38,483	38,483	38,483
761093	Depreciation Structures	16,827	16,828	16,828	16,828	16,828	16,828	16,828
761114	Depreciation Computer Software	209,386	208,650	208,650	208,650	208,650	208,650	208,650
761121	Depreciation Equipment	78,009	55,000	55,000	88,000	81,255	81,255	81,255
761128	Depreciation Furniture	2,852	1,355	1,355	1,800	0	0	0
761156	Depreciation Vehicles	255,004	205,000	223,462	223,462	344,430	344,430	344,430
		583,801	508,555	534,135	567,580	689,646	689,646	689,646
<u>Intergovernmental</u>								
762011	Transfer to Municipalities	0	0	67,700	67,700	0	0	0
		0	0	67,700	67,700	0	0	0
<u>Interest on Debt</u>								
765031	Interest Expense	11,203	18,000	18,000	8,000	15,000	15,000	15,000
		11,203	18,000	18,000	8,000	15,000	15,000	15,000
Operating Expenses		2,708,339	2,144,635	5,316,302	4,124,375	3,548,828	3,548,824	3,548,824
<u>Internal Support</u>								
<u>Internal Services</u>								
771637	Drain Equip Materials	3,301	5,500	5,500	4,500	5,500	5,500	5,500
771638	Drain Equip Labor	626,585	693,330	693,330	520,000	777,302	777,302	783,824
771639	Drain Equipment	90,408	100,000	100,000	72,000	100,000	100,000	100,000
773630	Info Tech Development	16,634	7,000	7,000	7,000	17,000	17,000	17,000
774636	Info Tech Operations	626,647	608,442	634,681	634,681	686,280	686,280	686,280
774637	Info Tech Managed Print Svcs	0	0	0	200	0	0	0
774677	Insurance Fund	16,273	17,150	17,150	17,150	23,309	24,290	25,257
775754	Maintenance Department Charges	9,926	17,000	17,000	10,000	17,000	17,000	17,000
776659	Motor Pool Fuel Charges	488,573	465,846	465,846	500,000	487,947	549,389	549,389

Fund:	63900 - Drain Equipment	OAKLAND COUNTY, MICHIGAN					
		FY2015 AND FY2016 AND FY2017 Adopted Budget					

Account Number/Description	FY 2013 Actual	FY 2014			FY 2015 Adopted	FY 2016 Adopted	FY 2017 Adopted
		Adopted Budget	Amended Budget As Of 6/30	Estimated Actual			
776661 Motor Pool	833,653	736,994	736,994	850,000	841,410	841,410	841,410
777560 Radio Communications	0	500	500	0	0	0	0
778675 Telephone Communications	184,806	210,000	212,400	212,400	203,696	203,696	203,696
	<u>2,896,807</u>	<u>2,861,762</u>	<u>2,890,401</u>	<u>2,827,931</u>	<u>3,146,654</u>	<u>3,221,867</u>	<u>3,229,356</u>
Internal Support	2,896,807	2,861,762	2,890,401	2,827,931	3,146,654	3,221,867	3,229,356
Transfers/Other Sources (Uses)							
<u>Transfers Out</u>							
788001 Transfers Out	0	27,189	27,189	27,189	0	0	0
	<u>0</u>	<u>27,189</u>	<u>27,189</u>	<u>27,189</u>	<u>0</u>	<u>0</u>	<u>0</u>
Transfers/Other Sources (Uses)	0	27,189	27,189	27,189	0	0	0
Grand Total Expenditures	<u>26,587,143</u>	<u>29,258,816</u>	<u>32,969,245</u>	<u>29,450,684</u>	<u>34,094,949</u>	<u>34,597,959</u>	<u>34,823,580</u>

CAPITAL BUDGET PLAN FOR DRAIN EQUIPMENT FUND 63900

ASSET CATEGORY	TOTAL ASSETS	DEPRECIATION THRU	BOOK VALUE	CAPITAL ADDITIONS	DEPRECIATION						TOTAL
		04/30/14	04/30/14		Remaining 2014	2015	2016	2017	2018	FUTURE	
BUILDINGS	\$ 1,194,544	\$ 276,881	\$ 917,663	\$ 344,792	\$ 16,035	\$ 38,483	\$ 38,483	\$ 38,483	\$ 38,483	1,092,487	\$ 1,539,336
STRUCTURES	673,098	127,608	545,490	-	7,011	16,827	16,827	16,827	16,827	471,169	673,098
COMPUTER SOFTWARE	2,092,811	1,258,211	834,600	-	86,937	208,650	208,650	208,650	121,712	0	2,092,811
EQUIPMENT	1,326,665	979,909	346,756	20,400	36,293	81,255	68,161	48,318	39,220	93,908	1,347,065
FURNITURE	190,369	190,283	86	-	86	-	-	-	-	-	190,369
VEHICLES	2,329,361	1,439,923	889,438	617,700	135,603	344,430	255,409	148,927	118,441	504,328	2,947,061
LAND	130,000	-	130,000	-	-	-	-	-	-	-	-
TOTAL ASSETS	7,936,848	4,272,815	3,664,033	982,892	281,965	689,646	587,531	461,206	334,684	2,161,892	8,789,740

FISCAL

YR	CAPITAL ACQUISITION										
2015	Maintenance Equipment			235,301	-	47,060	47,060	47,060	47,060	47,060	235,301
2015	Software - SCADA Common to All			2,400,000	-	120,000	240,000	240,000	240,000	1,560,000	2,400,000
2015	Speciality Vehicles - CCTV Truck			250,000	-	25,000	25,000	25,000	25,000	150,000	250,000
2016	Maintenance Equipment			161,953	-	32,391	32,391	32,391	32,391	64,781	161,953
2016	Speciality Vehicles - Crane Truck			90,000	-	-	9,000	9,000	9,000	63,000	90,000
2016	Speciality Vehicles - TV Van			250,000	-	-	25,000	25,000	25,000	175,000	250,000
2016	Speciality Vehicles - Dump Truck			100,000	-	-	10,000	10,000	10,000	70,000	100,000
2017	Maintenance Equipment			176,000	-	-	-	35,200	35,200	105,600	176,000
2017	Speciality Vehicles - Crane Truck			115,000	-	-	-	11,500	11,500	92,000	115,000
2017	Speciality Vehicles - Vactor			120,000	-	-	-	12,000	12,000	96,000	120,000
2017	Speciality Vehicles - Dump Truck			115,000	-	-	-	11,500	11,500	92,000	115,000
2017	Speciality Vehicles - Dump Truck			102,000	-	-	-	10,200	10,200	81,600	102,000
2018	Maintenance Equipment			143,736	-	-	-	-	28,747	114,989	143,736
2018	Speciality Vehicles - Dump Truck			50,000	-	-	-	-	5,000	45,000	50,000
2018	Speciality Vehicles - Vactor			420,000	-	-	-	-	42,000	378,000	420,000
TOTAL CAPITAL ACQUISITION				4,728,990		192,060	388,451	468,851	544,598	3,135,030	4,728,990
GRAND TOTAL	\$7,936,848	\$4,272,815	\$3,664,033	\$5,711,882	\$281,965	\$881,706	\$975,982	\$930,056	\$879,282	\$5,296,922	\$13,518,730

NOTES:

Capitalization Threshold = \$5,000

Useful Life of Assets:

- Vehicles 4 years
- Specialty Vehicles (Vactor Trucks, Sewer Jet Trucks, TV Vans, etc) Varies - 5 to 10 years
- Maintenance Equipment 5 years
- Technology Systems (GIS, SCADA) 10 years
- Buildings 40 years
- Land Not depreciated

Fund:	63100 - Facilities Maint and Operation	OAKLAND COUNTY, MICHIGAN					
		FY2015 AND FY2016 AND FY2017 Adopted Budget					

Account Number/Description	FY 2013 Actual	FY 2014			FY 2015 Adopted	FY 2016 Adopted	FY 2017 Adopted
		Adopted Budget	Amended Budget As Of 6/30	Estimated Actual			

Revenues

<u>Revenue</u>								
<u>Charges for Services</u>								
631134	Maintenance Dept Charges	1,071,196	1,167,500	1,167,500	1,656,200	1,172,200	1,172,200	1,172,200
631386	Office Space Rental GF GP	21,577,695	23,550,981	23,527,143	23,527,143	19,793,005	23,469,114	23,566,961
631393	Office Space Rental Non GF GP	2,197,997	2,336,192	2,336,192	2,336,192	1,848,155	2,191,409	2,200,545
		24,846,889	27,054,673	27,030,835	27,519,535	22,813,360	26,832,723	26,939,706
<u>Ext ISF Charges for Services</u>								
635017	Ext-Agencies Revenue	160,113	116,700	140,538	140,538	140,500	140,500	140,500
635530	Ext-Other Revenue	285,079	193,000	193,000	406,800	193,000	193,000	193,000
		445,192	309,700	333,538	547,338	333,500	333,500	333,500
<u>Investment Income</u>								
655077	Accrued Interest Adjustments	(5,910)	0	0	0	0	0	0
655385	Income from Investments	108,190	100,000	100,000	175,000	100,000	100,000	100,000
		102,279	100,000	100,000	175,000	100,000	100,000	100,000
<u>Planned Use of Fund Balance</u>								
665882	Planned Use of Balance	0	1,306,900	2,592,579	2,592,579	3,846,154	0	0
		0	1,306,900	2,592,579	2,592,579	3,846,154	0	0
<u>Other Revenues</u>								
670570	Refund Prior Years Expenditure	11,634	0	0	0	0	0	0
670627	Sale of Equipment	948	0	0	0	0	0	0
		12,582	0	0	0	0	0	0
<u>Gain or Loss on Exchg of Asset</u>								
675354	Gain on Sale of Equip	8,950	0	0	0	0	0	0
		8,950	0	0	0	0	0	0
Revenue		25,415,892	28,771,273	30,056,952	30,834,452	27,093,014	27,266,223	27,373,206
<u>Other Financing Sources</u>								
<u>Transfers In</u>								
695500	Transfers In	193,293	0	0	70,863	0	0	0
		193,293	0	0	70,863	0	0	0
Other Financing Sources		193,293	0	0	70,863	0	0	0
Grand Total Revenues		25,609,185	28,771,273	30,056,952	30,905,315	27,093,014	27,266,223	27,373,206

Expenditures

Personnel

Fund:	63100 - Facilities Maint and Operation	OAKLAND COUNTY, MICHIGAN					
		FY2015 AND FY2016 AND FY2017 Adopted Budget					

Account Number/Description	FY 2013 Actual	FY 2014			FY 2015 Adopted	FY 2016 Adopted	FY 2017 Adopted
		Adopted Budget	Amended Budget As Of 6/30	Estimated Actual			
Salaries							
702010 Salaries Regular	5,846,790	7,212,658	7,224,115	6,924,115	7,542,998	7,693,858	7,770,797
702030 Holiday	279,483	0	0	0	0	0	0
702050 Annual Leave	436,007	0	0	0	0	0	0
702080 Sick Leave	126,460	0	0	0	0	0	0
702100 Retroactive	2,871	0	0	0	0	0	0
702120 Jury Duty	1,764	0	0	0	0	0	0
702130 Shift Premium	60,435	0	0	0	0	0	0
702140 Other Miscellaneous Salaries	73,620	0	0	0	0	0	0
702190 Workers Compensation Pay	9,194	0	0	0	0	0	0
702200 Death Leave	14,525	0	0	0	0	0	0
712020 Overtime	142,027	225,000	225,000	225,000	225,000	225,000	225,000
712040 Holiday Overtime	59,360	62,000	62,000	62,000	62,000	62,000	62,000
712090 On Call	41,915	45,000	45,000	45,000	45,000	45,000	45,000
	7,094,452	7,544,658	7,556,115	7,256,115	7,874,998	8,025,858	8,102,797
Fringe Benefits							
722740 Fringe Benefits	0	0	1,106	1,106	0	0	0
722750 Workers Compensation	214,795	214,278	214,278	214,278	223,761	223,761	223,761
722760 Group Life	19,159	20,968	20,968	20,968	22,009	22,009	22,009
722770 Retirement	2,317,739	2,534,678	2,534,678	2,259,678	2,109,441	2,155,310	2,178,703
722780 Hospitalization	1,618,247	1,891,820	1,891,820	1,691,820	1,939,775	1,939,775	1,939,775
722790 Social Security	495,836	566,267	566,267	566,267	585,380	598,317	604,914
722800 Dental	119,726	136,242	136,242	136,242	149,181	149,181	149,181
722810 Disability	88,563	98,697	98,697	98,697	103,210	103,210	103,210
722820 Unemployment Insurance	25,989	22,597	22,597	22,597	23,747	23,747	23,747
722850 Optical	11,418	13,636	13,636	13,636	14,694	14,694	14,694
722900 Fringe Benefit Adjustments	0	0	1,931	1,931	0	0	0
	4,911,472	5,499,183	5,502,220	5,027,220	5,171,198	5,230,004	5,259,994
Personnel	12,005,924	13,043,841	13,058,335	12,283,335	13,046,196	13,255,862	13,362,791
Operating Expenses							
Contractual Services							
730037 Adj Prior Years Exp	5,791	0	0	0	0	0	0
730114 Auction Expense	403	500	500	500	500	500	500
730562 Electrical Service	2,232,779	2,750,000	2,750,000	2,100,000	2,750,000	2,750,000	2,750,000
730585 Employee License-Certification	0	4,000	4,000	4,000	4,000	4,000	4,000
730611 Employees Medical Exams	379	600	600	600	600	600	600
730646 Equipment Maintenance	92,439	70,000	70,000	70,000	70,000	70,000	70,000
730779 Fuel Oil	1,352	0	0	50,000	50,000	50,000	50,000
730786 Garbage and Rubbish Disposal	85,615	109,100	109,100	109,100	109,100	109,100	109,100

Fund:	63100 - Facilities Maint and Operation	OAKLAND COUNTY, MICHIGAN					
		FY2015 AND FY2016 AND FY2017 Adopted Budget					

Account Number/Description	FY 2013 Actual	FY 2014			FY 2015 Adopted	FY 2016 Adopted	FY 2017 Adopted
		Adopted Budget	Amended Budget As Of 6/30	Estimated Actual			
730926 Indirect Costs	1,047,901	1,085,100	1,085,100	1,210,300	1,129,101	1,129,101	1,129,101
731059 Laundry and Cleaning	43,511	46,000	46,000	46,000	46,000	46,000	46,000
731115 Licenses and Permits	6,978	10,000	10,000	10,000	10,000	10,000	10,000
731213 Membership Dues	3,187	3,000	3,000	3,000	3,000	3,000	3,000
731241 Miscellaneous	3,679	7,500	7,500	7,500	7,500	7,500	7,500
731269 Natural Gas	1,025,400	1,600,000	1,600,000	1,650,000	1,600,000	1,600,000	1,600,000
731339 Periodicals Books Publ Sub	956	2,000	2,000	2,000	2,000	2,000	2,000
731346 Personal Mileage	285	1,300	1,300	1,300	1,300	1,300	1,300
731388 Printing	204	2,600	2,600	2,600	2,600	2,600	2,600
731626 Rent	15,704	21,600	21,600	21,600	11,600	11,600	11,600
731773 Software Rental Lease Purchase	6,000	20,000	20,000	20,000	20,000	20,000	20,000
731780 Software Support Maintenance	0	12,000	12,000	12,000	12,000	12,000	12,000
731878 Sublet Repairs	4,044,817	3,368,015	3,368,015	3,568,015	4,521,365	4,474,730	4,474,739
732018 Travel and Conference	2,985	5,000	5,000	5,000	5,000	5,000	5,000
732020 Travel Employee Taxable Meals	55	0	0	0	0	0	0
732046 Uncollectable Accts Receivable	37	0	0	0	0	0	0
732102 Water and Sewage Charges	929,645	900,000	900,000	900,000	1,200,000	1,200,000	1,200,000
	9,550,101	10,018,315	10,018,315	9,793,515	11,555,666	11,509,031	11,509,040
<u>Commodities</u>							
750063 Custodial Supplies	207,998	217,550	217,550	217,550	217,550	217,550	217,550
750119 Dry Goods and Clothing	9,182	10,000	10,000	10,000	10,000	10,000	10,000
750140 Employee Footwear	1,191	0	0	0	0	0	0
750154 Expendable Equipment	9,022	20,000	20,000	20,000	20,000	20,000	20,000
750210 Gasoline Charges	17,722	14,000	14,000	14,000	14,000	14,000	14,000
750224 Grounds Supplies	46,416	55,600	55,600	55,600	55,600	55,600	55,600
750287 Maintenance Supplies	449,562	459,400	459,400	459,400	459,400	459,400	459,400
750294 Material and Supplies	114,821	125,000	125,000	125,000	150,000	150,000	150,000
750399 Office Supplies	19,935	23,100	23,100	23,100	23,100	23,100	23,100
750448 Postage-Standard Mailing	2,097	2,000	2,000	2,000	2,000	2,000	2,000
750485 Road Salt	58,935	100,000	100,000	100,000	125,000	125,000	125,000
750490 Security Supplies	200,604	200,000	200,000	200,000	300,000	300,000	300,000
750497 Shop Supplies	9,842	6,000	6,000	6,000	6,000	6,000	6,000
750504 Small Tools	11,544	12,000	12,000	12,000	12,000	12,000	12,000
	1,158,871	1,244,650	1,244,650	1,244,650	1,394,650	1,394,650	1,394,650
<u>Depreciation</u>							
761014 Depreciation Drains Intrcpters	13,752	0	0	0	0	0	0
761028 Depreciation Gas Lines	932	0	0	0	0	0	0
761121 Depreciation Equipment	34,577	63,000	63,000	63,000	63,000	63,000	63,000
761156 Depreciation Vehicles	9,997	0	0	0	0	0	0

Fund:		63100 - Facilities Maint and Operation		OAKLAND COUNTY, MICHIGAN				
				FY2015 AND FY2016 AND FY2017 Adopted Budget				
Account Number/Description		FY 2013 Actual	FY 2014			FY 2015 Adopted	FY 2016 Adopted	FY 2017 Adopted
			Adopted Budget	Amended Budget As Of 6/30	Estimated Actual			
		59,259	63,000	63,000	63,000	63,000	63,000	63,000
Operating Expenses		10,768,231	11,325,965	11,325,965	11,101,165	13,013,316	12,966,681	12,966,690
Internal Support								
Internal Services								
770667	Convenience Copier	3,575	7,320	7,320	7,320	0	0	0
771639	Drain Equipment	20,377	17,500	17,500	17,500	17,500	17,500	17,500
773535	Info Tech CLEMIS	0	0	0	0	4,970	5,154	5,154
773630	Info Tech Development	47,771	15,000	15,000	90,000	45,000	45,000	45,000
774636	Info Tech Operations	353,837	319,504	319,504	419,504	298,576	298,576	298,576
774637	Info Tech Managed Print Svcs	0	0	0	0	8,900	8,900	8,900
774677	Insurance Fund	87,276	84,885	84,885	84,885	98,107	99,203	99,248
776659	Motor Pool Fuel Charges	68,779	70,081	70,997	70,997	70,667	79,565	79,565
776661	Motor Pool	266,360	249,803	252,475	302,475	273,657	273,657	273,657
777560	Radio Communications	8,269	7,357	7,357	45,357	79,994	79,994	79,994
778675	Telephone Communications	129,624	130,017	130,017	130,017	136,131	136,131	136,131
		985,868	901,467	905,055	1,168,055	1,033,502	1,043,680	1,043,725
Internal Support		985,868	901,467	905,055	1,168,055	1,033,502	1,043,680	1,043,725
Transfers/Other Sources (Uses)								
Transfers Out								
788001	Transfers Out	2,338,762	3,500,000	4,767,597	4,811,726	0	0	0
		2,338,762	3,500,000	4,767,597	4,811,726	0	0	0
Transfers/Other Sources (Uses)		2,338,762	3,500,000	4,767,597	4,811,726	0	0	0
Grand Total Expenditures		26,098,785	28,771,273	30,056,952	29,364,281	27,093,014	27,266,223	27,373,206

**FACILITIES MAINTENANCE & OPERATIONS - FUND #63100
FY 2015 - FY 2017 BUDGET - BY BUILDING**

Building	Gross Square Footage	FY 2015 Total Billable Operations	FY 2016 Total Billable Operations	FY 2017 Total Billable Operations	FY 2015 Rate Per Square Ft.	FY 2016 Rate Per Square Ft.	FY 2017 Rate Per Square Ft.
Childrens' Village/Building A	18,602	\$242,965	\$288,852	\$290,073	\$13.06	\$15.53	\$15.59
Childrens' Village/Building B	8,599	102,567	121,939	122,454	11.93	14.18	14.24
Childrens' Village/Building C	8,599	100,524	119,510	120,015	11.69	13.90	13.96
Childrens' Village/Building D	8,599	88,930	105,726	106,173	10.34	12.30	12.35
Childrens' Village/Building G	11,874	110,739	131,654	132,210	9.33	11.09	11.13
Childrens' Village/Building H	19,392	192,983	229,431	230,401	9.95	11.83	11.88
Childrens' Village/Building J	64,081	614,007	729,972	733,058	9.58	11.39	11.44
Childrens' Village/Building K	3,447	127,117	151,125	151,764	36.88	43.85	44.03
Childrens' Village School	26,367	227,801	270,824	271,970	8.64	10.27	10.31
L Building	5,102	28,153	33,471	33,612	5.52	6.56	6.59
D Building	3,164	35,616	42,342	42,521	11.26	13.38	13.44
North Office Building	37,572	335,196	398,503	400,188	8.92	10.61	10.65
Jail East Annex (formerly Work Release)	61,138	614,470	730,522	733,611	10.05	11.95	12.00
Executive Office Building (41W)	105,358	1,367,128	1,625,330	1,632,203	12.98	15.43	15.49
Central Services Building	19,020	87,951	104,561	105,004	4.62	5.50	5.52
Courthouse	415,100	6,127,451	7,284,713	7,315,516	14.76	17.55	17.62
Storage Building	1,485	7,029	8,357	8,392	4.73	5.63	5.65
Law Enforcement Complex	267,978	3,583,917	4,260,794	4,278,811	13.37	15.90	15.97
Administrative Annex I	29,799	348,348	414,139	415,890	11.69	13.90	13.96
Public Works Building	67,831	688,483	818,513	821,974	10.15	12.07	12.12
North Oakland Health Center (34E)	84,054	569,626	677,209	680,072	6.78	8.06	8.09
Administrative Annex II	34,157	115,355	137,142	137,722	3.38	4.02	4.03
Central Garage	32,838	142,355	169,241	169,956	4.34	5.15	5.18
Child Care Center	12,552	169,329	201,310	202,161	13.49	16.04	16.11
Health Center/Pontiac	23,675	198,307	235,760	236,757	8.38	9.96	10.00
Golden Oaks Lab (MCF/CHM)	2,985	113,182	134,559	135,128	37.92	45.08	45.27
Sheriff's Administration Facility	61,891	704,329	837,352	840,893	11.38	13.53	13.59
IT Center	81,540	766,662	911,458	915,315	9.40	11.18	11.23
Oakland Pointe - East	38,016	298,067	354,360	355,858	7.84	9.32	9.36
Oakland Pointe - West	38,080	349,800	415,863	417,622	9.19	10.92	10.97
Medical Examiner Facility	38,680	474,525	564,146	566,532	12.27	14.58	14.65
Materials Management	20,835	144,259	171,505	172,230	6.92	8.23	8.27
57 West Office Bldg	9,393	110,463	131,326	131,881	11.76	13.98	14.04
Total Service Center	1,661,800	\$19,187,634	\$22,811,509	\$22,907,967	\$11.55	\$13.73	\$13.79
Trusty Camp	29,524	\$101,793	\$121,018	\$121,530	\$3.45	\$4.10	\$4.12
Boot Camp	10,108	24,832	29,522	29,647	2.46	2.92	2.93
Trusty Camp Inmate Housing	18,023	211,355	251,272	252,335	11.73	13.94	14.00
South Oakland Office Building	54,675	419,736	499,009	501,119	7.68	9.13	9.17
Southfield Health Center	37,995	423,251	503,188	505,316	11.14	13.24	13.30
Rochester Hills District Court	53,612	388,843	462,282	464,237	7.25	8.62	8.66
West Oakland Office Building	-	-	-	-	-	-	-
Animal Center	23,151	524,216	623,223	625,858	22.64	26.92	27.03
Total Other Buildings	227,089	\$2,094,026	\$2,489,514	\$2,500,042	\$9.22	\$10.96	\$11.01
Total County Buildings	1,888,888	\$21,281,660	\$25,301,023	\$25,408,006	\$11.27	\$13.39	\$13.45
Direct Billings:							
Service Center Grounds		\$500,000	\$500,000	\$500,000			
Maintenance Department Charges		1,000,000	1,000,000	1,000,000			
External Agencies		193,000	193,000	193,000			
Water & Sewer Trust Fund Safety Alarms		162,200	162,200	162,200			
Parks & Recreation Safety Alarms		10,000	10,000	10,000			
Total Direct Billings		\$1,865,200	\$1,865,200	\$1,865,200			
Investment Income		100,000	100,000	100,000			
Total Fund Revenue		\$23,246,860	\$27,266,223	\$27,373,206			
Planned Use of Balance		3,846,154	-	-			
Total Fund		\$27,093,014	\$27,266,223	\$27,373,206			

OAKLAND COUNTY
FY 2015 - FY 2017 BUDGET
FACILITIES MAINTENANCE & OPERATIONS - FUND #63100
BUILDING SPACE COST ALLOCATION

FUNCTION/DEPARTMENT/DIVISION GENERAL FUND/GENERAL PURPOSE FUNDS:	FY 2014 BUDGET			FY 2015 BUDGET			FY 2016 BUDGET			FY 2017 BUDGET		
	GROSS SQUARE FOOTAGE	RATE PER SQ/FT	ANNUAL RENTAL AMOUNT	GROSS SQUARE FOOTAGE	RATE PER SQ/FT	ANNUAL RENTAL AMOUNT	GROSS SQUARE FOOTAGE	RATE PER SQ/FT	ANNUAL RENTAL AMOUNT	GROSS SQUARE FOOTAGE	RATE PER SQ/FT	ANNUAL RENTAL AMOUNT
ADMINISTRATION OF JUSTICE												
RHC ROCHESTER HILLS DISTRICT COURT - 52/3	47,366	\$8.32	\$393,919	47,366	\$7.25	\$343,539	47,366	\$8.62	\$408,422	47,366	\$ 8.66	\$410,149
PROBATE COURT DEPT												
CTH Estates & Mental Health (Courthouse)	9,012	\$17.50	\$157,681	9,012	\$14.76	\$133,033	9,012	\$17.55	\$158,158	9,012	\$ 17.62	\$158,827
CTH Judicial (Courthouse)	11,338	17.50	198,381	11,338	14.76	167,370	11,338	17.55	198,981	11,338	17.62	199,822
Total Probate Court	20,351		\$356,062	20,351		\$300,403	20,351		\$357,139	20,351		\$358,649
CIRCUIT COURT DEPT												
CTH Judicial Administration	15,832	\$17.50	\$276,995	15,832	\$14.76	\$233,696	15,832	\$17.55	\$277,833	15,832	\$ 17.62	\$279,008
CTH Business Operations	3,927	17.50	68,706	3,927	14.76	57,966	3,927	17.55	68,914	3,927	17.62	69,206
CTH General Jurisdiction	86,462	17.50	1,512,769	86,462	14.76	1,276,299	86,462	17.55	1,517,347	86,462	17.62	1,523,763
CTH Assignment	3,914	17.50	68,481	3,914	14.76	57,776	3,914	17.55	68,688	3,914	17.62	68,978
CTH Jury Operations	6,826	17.50	119,427	6,826	14.76	100,758	6,826	17.55	119,788	6,826	17.62	120,295
SO Court Services/Casework Serv. (S. Oakland Office Bldg)	5,102	8.50	43,377	5,102	7.68	39,168	5,102	9.13	46,566	5,102	9.17	46,763
CTH Court Services/Clinical Services	2,422	17.50	42,381	2,422	14.76	35,757	2,422	17.55	42,510	2,422	17.62	42,689
CTH Court Services/Youth Assistance	2,798	17.50	48,948	2,798	14.76	41,296	2,798	17.55	49,096	2,798	17.62	49,304
CTH Probate Cl/Ct Desk & Waiting	1,659	17.50	29,030	1,659	14.76	24,492	1,659	17.55	29,118	1,659	17.62	29,241
CTH Family Division	16,200	17.50	283,448	16,200	14.76	239,140	16,200	17.55	284,306	16,200	17.62	285,508
CTH Family Division/Judges	18,703	17.50	327,234	18,703	14.76	276,082	18,703	17.55	328,224	18,703	17.62	329,612
Total Circuit Court	163,845		\$2,820,796	163,845		\$2,382,430	163,845		\$2,832,390	163,845		\$2,844,367
TOTAL ADMINISTRATION OF JUSTICE	231,561		\$3,570,777	231,561		\$3,026,372	231,561		\$3,597,951	231,561		\$3,613,165
LAW ENFORCEMENT												
CTH PROSECUTING ATTORNEY DEPT	58,571	\$17.50	\$1,024,773	58,571	\$14.76	\$864,585	58,571	\$17.55	\$1,027,875	58,571	\$ 17.62	\$1,032,221
SHERIFF DEPT												
SADM Sheriff (Administration)	19,280	\$13.13	\$253,143	19,495	\$11.38	\$221,855	19,495	\$ 13.53	\$263,756	19,495	\$ 13.59	\$264,871
LEC Sheriff (Law Enforcement Complex)	267,368	15.82	4,229,458	267,368	13.37	3,575,754	267,368	15.90	4,251,089	267,368	15.97	4,269,065
TC Sheriff (Trusty Camp Inmate Housing)												
TC Sheriff Marine Storage (Trusty Camp)	8,707	4.82	41,930	8,707	3.45	30,021	8,707	4.10	35,691	8,707	4.12	35,842
CTH Sheriff Detention (Courthouse)	12,974	17.50	226,989	12,974	14.76	191,507	12,974	17.55	227,676	12,974	17.62	228,639
RHC Sheriff (Rochester Hills District Court))	5,720	8.32	47,567	5,720	7.25	41,484	5,720	8.62	49,319	5,720	8.66	49,527
SADM Sheriff (Training/Media Rooms)	937	13.13	12,296	937	11.38	10,658	937	13.53	12,670	937	13.59	12,724
JEA Sheriff Work Release (Jail East Annex)	61,138	11.52	704,232	61,138	10.05	614,470	61,138	11.95	730,522	61,138	12.00	733,611
OP2 Sheriff (Court Security)	523	9.45	4,942	537	7.84	4,210	537	9.32	5,005	537	9.36	5,026
AAI Sheriff (Operations)	7,416	15.03	111,503	7,416	11.69	86,697	7,416	13.90	103,071	7,416	13.96	103,507
SADM Sheriff (Patrol Services)	4,685	13.13	61,508	0	11.38	-	0	13.53	-	0	13.59	-
WOB/57 W Sheriff (Patrol Services)	-	-	-	5,710	11.76	67,147	5,710	13.98	79,829	5,710	14.04	80,166
SADM Sheriff (Detective Bureau)	27,390	13.13	359,622	27,403	11.38	311,851	27,403	13.53	370,749	27,403	13.59	372,317
SO Sheriff (Taskforce Office)	351	8.50	2,982	351	7.68	2,693	351	9.13	3,202	351	9.17	3,215
AAI Sheriff (Admin. Annex I - "A")	5,806	15.03	87,297	5,806	11.69	67,876	5,806	13.90	80,696	5,806	13.96	81,037
OP1 Sheriff Drug Testing	1,049	10.79	11,318	1,053	9.19	9,675	1,053	10.92	11,502	1,053	10.97	11,551
SADM Sheriff (Crime Lab)	9,600	13.13	126,046	14,056	11.38	159,960	14,056	13.53	190,171	14,056	13.59	190,976
Total Sheriff Department	432,942		\$6,280,833	438,670		\$5,395,857	438,670		\$6,414,947	438,670		\$6,442,073
TOTAL LAW ENFORCEMENT	491,513		\$7,305,606	497,240		\$6,260,442	497,240		\$7,442,821	497,240		\$7,474,294

**OAKLAND COUNTY
FY 2015 - FY 2017 BUDGET
FACILITIES MAINTENANCE & OPERATIONS - FUND #63100
BUILDING SPACE COST ALLOCATION**

FUNCTION/DEPARTMENT/DIVISION	FY 2014 BUDGET			FY 2015 BUDGET			FY 2016 BUDGET			FY 2017 BUDGET			
	GROSS SQUARE FOOTAGE	RATE PER SQ/FT	ANNUAL RENTAL AMOUNT	GROSS SQUARE FOOTAGE	RATE PER SQ/FT	ANNUAL RENTAL AMOUNT	GROSS SQUARE FOOTAGE	RATE PER SQ/FT	ANNUAL RENTAL AMOUNT	GROSS SQUARE FOOTAGE	RATE PER SQ/FT	ANNUAL RENTAL AMOUNT	
GENERAL GOVERNMENT & LEGISLATIVE													
CLERK/REGISTER OF DEEDS DEPT													
CTH	County Clerk	17,888	\$17.50	\$312,973	17,888	\$14.76	\$264,050	17,888	\$ 17.55	\$313,920	17,888	\$ 17.62	\$315,247
CTH	Elections Division	12,175	17.50	213,023	12,175	14.76	179,724	12,175	17.55	213,668	12,175	17.62	214,571
CTH	Register of Deeds	9,746	17.50	162,331	9,746	14.76	135,678	9,746	17.55	162,847	9,746	17.62	163,571
CTH	Jury Commission	1,653	17.50	28,920	1,653	14.76	24,399	1,653	17.55	29,007	1,653	17.62	29,130
CTH	Micrographics	3,295	17.50	57,657	3,295	14.76	48,645	3,295	17.55	57,832	3,295	17.62	58,076
IT	Micrographics (IT Center)	1,106	12.30	13,613	1,106	9.40	10,402	1,106	11.18	12,366	1,106	11.23	12,419
CTH	Administration	1,784	17.50	31,217	1,784	14.76	26,337	1,784	17.55	31,311	1,784	17.62	31,444
	Total Clerk/Register of Deeds	47,648		\$819,734	47,648		\$689,235	47,648		\$820,952	47,648		\$824,458
CTH	COUNTY TREASURER DEPT	9,834	\$17.50	\$172,063	9,834	\$14.76	\$145,166	9,834	\$ 17.55	\$172,583	9,834	\$ 17.62	\$173,313
BOARD OF COMMISSIONERS DEPT													
CTH	Board of Commissioners	5,870	\$17.50	\$102,700	5,870	\$14.76	\$86,646	5,870	\$ 17.55	\$103,011	5,870	\$ 17.62	\$103,446
SO	Board of Commissioners (South Office Bldg.)	583	8.50	4,958	583	7.68	4,477	583	9.13	5,323	583	9.17	5,345
CTH	Program Evaluation	2,387	17.50	41,766	2,387	14.76	35,237	2,387	17.55	41,892	2,387	17.62	42,069
CTH	Library Board Admin. (Consolidated Library)	21,356	17.50	373,656	21,356	14.76	315,247	21,356	17.55	374,786	21,356	17.62	376,371
	Total Board of Commissioners	30,196		\$523,079	30,196		\$441,608	30,196		\$525,012	30,196		\$527,232
WATER RESOURCES COMMISSIONER DEPT													
PWB	Water Resources Commissioner	40,142	\$12.51	\$502,091	40,142	\$10.15	\$407,444	40,142	\$ 12.07	\$484,395	40,142	\$ 12.12	\$486,443
AAII	Water Resources Comm. (Cross Connection)	4,557	4.17	18,983	4,557	3.38	15,388	4,557	4.02	18,295	4,557	4.03	18,372
NOB	Water Resources Commissioner	875	10.08	8,822	875	8.92	8,780	875	10.61	10,438	875	10.65	10,482
	Total Water Resources Commissioner	45,574		\$529,896	45,583		\$431,612	45,583		\$513,128	45,583		\$515,297
	TOTAL GENERAL GOV'T & LEGISLATIVE	133,252		\$2,044,773	133,361		\$1,707,620	133,361		\$2,031,675	133,361		\$2,040,301
COUNTY EXECUTIVE													
EXECUTIVE OFFICE DEPT													
EOB/41W	Audit Division	443	\$15.33	\$6,795	443	\$ 12.98	\$5,751	443	\$ 15.43	\$6,837	443	\$ 15.49	\$6,866
EOB/41W	Purchasing Division	6,990	15.33	107,160	6,986	12.98	90,656	6,986	15.43	107,778	6,986	15.49	108,233
CTH	Corporation Counsel	6,512	17.50	113,936	6,512	14.76	96,126	6,512	17.55	114,281	6,512	17.62	114,764
EOB/41W	Administration (Executive Support)	1,099	15.33	16,842	1,098	12.98	14,249	1,098	15.43	16,940	1,098	15.49	17,012
EOB/41W	Administration	16,703	15.33	256,073	16,695	12.98	216,635	16,695	15.43	257,550	16,695	15.49	258,639
	Total Executive's Office	31,747		\$500,805	31,735		\$423,417	31,735		\$503,386	31,735		\$505,514
MANAGEMENT & BUDGET DEPT													
EOB/41W	Fiscal Services (Budget)	23,505	\$15.33	\$360,356	23,505	\$ 12.98	\$305,006	23,505	\$ 15.43	\$362,611	23,505	\$ 15.49	\$364,144
CTH	Fiscal Services (Reimbursement)	6,649	17.50	116,337	6,649	14.76	98,151	6,649	17.55	116,689	6,649	17.62	117,182
EOB/41W	Purchasing Division												
OP1	Equalization (Oakland Pointe I)	18,190	10.79	196,311	15,873	9.19	145,809	15,873	10.92	173,347	15,873	10.97	174,080
EOB/41W	Administration	971	15.33	14,879	970	12.98	12,587	970	15.43	14,964	970	15.49	15,027
	Total Management & Budget	49,315		\$687,883	46,997		\$561,553	46,997		\$667,610	46,997		\$670,433
CENTRAL SERVICES DEPT													
MM	Materials Management (Materials Mgt. Ctr.)	6,690	\$8.36	\$55,956	6,690	\$6.92	\$46,321	6,690	\$ 8.23	\$55,069	6,690	\$ 8.27	\$55,302
MM	Mail Room	6,404	8.36	53,559	6,404	6.92	44,337	6,404	8.23	52,711	6,404	8.27	52,934
MM	Print Shop												
MM	Record Retention	5,040	8.36	42,154	5,040	6.92	34,896	5,040	8.23	41,486	5,040	8.27	41,662
CTH	Record Retention	13,179	17.50	230,586	13,179	14.76	194,542	13,179	17.55	231,284	13,179	17.62	232,262
AAII	Record Retention (Administrative Annex II)	28,198	4.17	117,476	28,198	3.38	95,230	28,198	4.02	113,216	28,198	4.03	113,695
CTH	Courthouse Cafeteria	10,734	17.50	187,801	10,734	14.76	158,444	10,734	17.55	188,369	10,734	17.62	189,165
EOB/41W	Administration	412	15.33	6,313	412	12.98	5,344	412	15.43	6,353	412	15.49	6,380
	Total Central Services	70,656		\$693,845	70,656		\$579,113	70,656		\$688,488	70,656		\$691,399

**OAKLAND COUNTY
FY 2015 - FY 2017 BUDGET
FACILITIES MAINTENANCE & OPERATIONS - FUND #63100
BUILDING SPACE COST ALLOCATION**

FUNCTION/DEPARTMENT/DIVISION	FY 2014 BUDGET			FY 2015 BUDGET			FY 2016 BUDGET			FY 2017 BUDGET		
	GROSS SQUARE FOOTAGE	RATE PER SQ/FT	ANNUAL RENTAL AMOUNT	GROSS SQUARE FOOTAGE	RATE PER SQ/FT	ANNUAL RENTAL AMOUNT	GROSS SQUARE FOOTAGE	RATE PER SQ/FT	ANNUAL RENTAL AMOUNT	GROSS SQUARE FOOTAGE	RATE PER SQ/FT	ANNUAL RENTAL AMOUNT
FACILITIES MANAGEMENT DEPT												
PWB Administration	590	\$12.51	\$7,382	590	\$10.15	\$5,991	590	\$12.07	\$7,122	590	\$12.12	\$7,152
PWB Facilities Engineering	2,248	12.51	28,123	2,248	10.15	22,821	2,248	12.07	27,131	2,248	12.12	27,246
Total Facilities Management	2,839		\$35,505	2,839		\$28,812	2,839		\$34,253	2,839		\$34,398
HUMAN RESOURCES DEPT												
EOB/41W Administration/ Labor Relations	2,402	\$15.33	\$36,829	2,402	\$12.98	\$31,172	2,402	\$15.43	\$37,060	2,402	\$15.49	\$37,216
EOB/41W HR Recruitment & Workforce Plan. Admin.	7,554	15.33	115,803	7,550	12.98	97,969	7,550	15.43	116,472	7,550	15.49	116,965
EOB/41W HR Benefits Admin.	10,390	15.33	159,286	10,385	12.98	134,754	10,385	15.43	160,204	10,385	15.49	160,881
Total Personnel	20,346		\$311,918	20,337		\$263,895	20,337		\$313,736	20,337		\$315,062
HUMAN SERVICES DEPT												
HEALTH DIVISION:												
HCP Health Div. (Pontiac Health Center)	5,136	\$11.22	\$57,602	5,136	\$8.38	\$43,018	5,136	\$9.96	\$51,142	5,136	\$10.00	\$51,359
SHC Health Div. (South Oakland Health Center)	35,437	14.24	504,607	35,437	11.14	394,758	35,437	13.24	469,314	35,437	13.30	471,298
NHC/34E Health Div. (North Oakland Health Center)	82,387	8.27	681,419	82,394	6.78	558,376	82,394	8.06	663,834	82,394	8.09	666,640
MCF Health Div. (Lab)	2,955	39.03	115,315	2,985	37.91	113,182	2,985	45.07	134,559	2,985	45.26	135,128
MM Health Div. (Materials Management Bldg.)	2,702	8.36	22,596	2,702	6.92	18,706	2,702	8.23	22,238	2,702	8.27	22,332
SO Health Div. (South Oakland Office Bldg.)	4,066	8.50	34,568	4,066	7.68	31,214	4,066	9.13	37,110	4,066	9.17	37,267
WO Health Div. (W. Oakland Office Building)		11.40	0		0.00	0		0.00	0		0.00	0
Total Health Department (All Funds)	132,682		\$1,416,107	132,720		\$1,159,253	132,720		\$1,378,197	132,720		\$1,384,024
Total Health Dept.(General Fund/General Purpose)			\$1,159,876			\$996,946			\$1,185,236			\$1,190,247
CHILDREN'S VILLAGE:												
CVA Building A	18,602	\$14.44	\$268,553	18,602	\$13.06	\$242,965	18,602	\$15.53	\$288,852	18,602	\$15.59	\$290,073
CVB Building B	8,599	13.12	112,777	8,599	11.93	102,567	8,599	14.18	121,939	8,599	14.24	122,454
CVC Building C	8,599	13.73	118,090	8,599	11.69	100,524	8,599	13.90	119,510	8,599	13.96	120,015
CVD Building D	8,599	11.53	99,170	8,599	10.34	88,930	8,599	12.30	105,726	8,599	12.35	106,173
CVG Building G	11,874	10.82	128,419	11,874	9.33	110,739	11,874	11.09	131,654	11,874	11.13	132,210
CVH Building H	19,392	11.35	220,084	19,392	9.95	192,983	19,392	11.83	229,431	19,392	11.88	230,401
CVJ Building J	64,081	11.40	730,265	64,081	9.58	614,007	64,081	11.39	729,972	64,081	11.44	733,058
NHC/34E Children's Village (North Oakland Health Center)	367	8.27	3,033	366	6.78	2,482	366	8.06	2,951	366	8.09	2,964
WO/57 W Training	-	-	-	2,650	11.76	31,170	2,650	13.98	37,057	2,650	14.04	37,214
CVK Building K	3,447	43.66	150,465	3,447	36.88	127,117	3,447	43.85	151,125	3,447	44.03	151,764
CVS CV School	26,367	10.24	269,982	26,367	8.64	227,801	26,367	10.27	270,824	26,367	10.31	271,970
Total Children's Village	169,925		\$2,100,838	172,575		\$1,841,285	172,575		\$2,189,041	172,575		\$2,198,295
AA1 Homeland Security (formerly Emer. Response & Prepar.)	9,369	15.03	140,864	9,369	11.69	109,526	9,369	13.90	130,212	9,369	13.96	130,763
NHC/34E Administration	817	8.27	6,759	814	6.78	5,516	814	8.06	6,557	814	8.09	6,585
Total Human Services	312,794		\$3,408,337	315,478		\$2,953,274	315,478		\$3,511,047	315,478		\$3,525,890
PUBLIC SERVICES DEPT												
VETERANS' SERVICES:												
NOB Veterans' Services (North Office Bldg.)	4,711	\$10.08	\$47,485	5,388	\$8.92	\$48,069	5,388	\$10.61	\$57,148	5,388	\$10.65	\$57,390
SO Veterans' Services (South Office Bldg.)	3,930	8.50	33,413	3,930	7.68	30,171	3,930	9.13	35,869	3,930	9.17	36,021
Total Veterans' Services	8,641		\$80,898	9,318		\$78,240	9,318		\$93,017	9,318		\$93,411
NOB MSU Extension	12,295	\$10.08	\$123,936	13,824	\$8.92	\$123,332	13,824	\$10.61	\$146,626	13,824	\$10.65	\$147,246
MEF Medical Examiner	38,680	14.49	560,488	38,680	12.27	474,525	38,680	14.58	564,146	38,680	14.65	566,532
CIRCUIT COURT PROBATION												
NOB Circuit Court Probation (North Office Bldg.)	19,470	\$10.08	\$196,261	17,128	\$8.92	\$152,805	17,128	\$10.61	\$181,664	17,128	\$10.65	\$182,432
CTH Circuit Court Probation (Courthouse)	3,785	17.50	66,220	3,785	14.76	55,869	3,785	17.55	66,421	3,785	17.62	66,701
SO Circuit Court Probation (South Office Bldg.)	20,649	8.50	175,553	20,649	7.68	158,522	20,649	9.13	188,461	20,649	9.17	189,258
Total Circuit Court Probation	43,904		\$438,034	41,562		\$367,195	41,562		\$436,546	41,562		\$438,391
SO Community Corrections (South Office Bldg.)	6,166	8.50	52,419	6,166	7.68	47,334	6,166	9.13	56,273	6,166	9.17	56,511
OP1 Community Corrections (Oakland Pointe)	13,140	10.79	132,604	13,202	9.19	112,071	13,202	10.92	134,975	13,202	10.97	135,585
LEC Community Corrections (Pre-Trial Services)	610	15.82	9,656	610	13.37	8,163	610	15.90	9,705	610	15.97	9,746
AC Animal Control	19,323	27.71	535,451	19,323	22.64	437,529	19,323	26.92	520,163	19,323	27.03	522,362
EOB/41W Public Services Administration	431	15.33	6,601	430	12.98	5,585	430	15.43	6,640	430	15.49	6,668
Total Public Services	143,189		\$1,940,088	143,115		\$1,653,974	143,115		\$1,968,091	143,115		\$1,976,452

OAKLAND COUNTY
FY 2015 - FY 2017 BUDGET
FACILITIES MAINTENANCE & OPERATIONS - FUND #63100
BUILDING SPACE COST ALLOCATION

FUNCTION/DEPARTMENT/DIVISION	FY 2014 BUDGET			FY 2015 BUDGET			FY 2016 BUDGET			FY 2017 BUDGET		
	GROSS SQUARE FOOTAGE	RATE PER SQ/FT	ANNUAL RENTAL AMOUNT	GROSS SQUARE FOOTAGE	RATE PER SQ/FT	ANNUAL RENTAL AMOUNT	GROSS SQUARE FOOTAGE	RATE PER SQ/FT	ANNUAL RENTAL AMOUNT	GROSS SQUARE FOOTAGE	RATE PER SQ/FT	ANNUAL RENTAL AMOUNT
ECONOMIC DEVEL. & COMMUNITY AFFAIRS DEPT												
EOB/41W Planning & Economic Development Services	17,552	\$15.33	\$269,090	17,544	\$12.98	\$227,648	17,544	\$ 15.43	\$270,643	17,544	\$ 15.49	\$271,787
EOB/41W Marketing & Communications	1,698	15.33	26,036	1,698	12.98	22,037	1,698	15.43	26,199	1,698	15.49	26,310
NHC/34E Marketing & Communications	483	8.27	3,993	481	6.78	3,259	481	8.06	3,875	481	8.09	3,891
EOB/41W PEDS/ Waste Resource Management	2,083	15.33	31,931	2,082	12.98	27,014	2,082	15.43	32,115	2,082	15.49	32,251
AAI PEDS/ U. S. Dept. of Commerce Import/Export	3,707	15.03	55,734	3,707	11.69	43,336	3,707	13.90	51,517	3,707	13.96	51,735
EOB/41W Administration	750	15.33	11,500	750	12.98	9,733	750	15.43	11,572	750	15.49	11,621
Total Economic Development & Community Affairs	26,273		\$398,285	26,262		\$333,027	26,262		\$395,920	26,262		\$397,595
TOTAL COUNTY EXECUTIVE	657,158		\$7,976,665	657,419		\$6,797,065	657,419		\$8,082,531	657,419		\$8,116,745
NON - DEPARTMENTAL												
CTH Courthouse Auditorium	9,000	\$17.50	\$157,471	9,000	\$14.76	\$132,855	9,000	\$ 17.55	\$157,947	9,000	\$ 17.62	\$158,615
CTH Courthouse	9,251	17.50	161,855	9,251	14.76	136,555	9,251	17.55	162,345	9,251	17.62	163,031
CTH Facilities Maintenance & Operations	7,355	17.50	128,677	7,355	14.76	108,563	7,355	17.55	129,066	7,355	17.62	129,612
CTH Press Rooms	1,188	17.50	20,782	1,188	14.76	17,534	1,188	17.55	20,845	1,188	17.62	20,933
RHC Facilities Maintenance & Operations	527	8.32	4,381	527	7.25	3,821	527	8.62	4,542	527	8.66	4,562
CCC Central Heating & L Building	5,102	7.46	38,075	5,102	5.52	28,153	5,102	6.56	33,471	5,102	6.59	33,612
AC Animal Control Center	3,828	27.71	106,086	3,828	22.64	86,685	3,828	26.92	103,057	3,828	27.03	103,493
NOB North Office Bldg.	220	10.08	2,222	248	8.92	2,211	248	10.61	2,628	248	10.65	2,639
PWB Facilities Maintenance & Operations	24,850	12.51	310,819	24,850	10.15	252,228	24,850	12.07	299,864	24,850	12.12	301,132
SB Storage Building	1,485	7.40	10,984	1,485	4.73	7,029	1,485	5.63	8,357	1,485	5.65	8,392
AAII Admin. Annex II	1,403	4.17	5,843	1,403	3.38	4,737	1,403	4.02	5,632	1,403	4.03	5,655
SO South Office Bldg.	2,826	8.50	24,029	2,826	7.68	21,698	2,826	9.13	25,796	2,826	9.17	25,905
SO Facilities Maintenance & Operations	2,260	8.50	19,216	2,260	7.68	17,352	2,260	9.13	20,629	2,260	9.17	20,717
WO West Oakland Office Building	16,939	11.42	193,357	0	0.00	0	0	0.00	0	0	0.00	0
CSB Central Services Bldg.	1,326	5.58	7,400	1,326	4.62	6,132	1,326	5.50	7,290	1,326	5.52	7,320
CSB FM & O Central Services Bldg.	17,694	5.58	98,746	17,694	4.62	81,819	17,694	5.50	97,271	17,694	5.52	97,683
EOB/41W Executive Office Bldg. (former Oakland Schools Bldg.)	6,784	15.33	104,006	6,832	12.98	88,648	6,832	15.43	105,391	6,832	15.49	105,837
HCP Pontiac Health Center	18,540	11.22	207,935	18,540	8.38	155,289	18,540	9.96	184,618	18,540	10.00	185,398
MCF Medical Care Facility	-	-	0	-	-	0	-	-	0	-	-	0
WOB/57 W Retirement Committee	-	-	-	1,033	11.76	12,145	1,033	13.98	14,439	1,033	14.04	14,500
D D Building	3,164	15.11	47,792	3,164	11.26	35,616	3,164	13.38	42,342	3,164	13.44	42,521
TC Trusty Camp Inmate Housing (Greenan Bldg)	18,023	17.27	311,263	18,023	11.73	211,355	18,023	13.94	251,272	18,023	14.00	252,335
TC Trusty Camp	20,817	4.82	100,242	20,817	3.45	71,772	20,817	4.10	85,327	20,817	4.12	85,688
TC Boot Camp	10,108	3.45	34,914	10,108	2.46	24,832	10,108	2.92	29,522	10,108	2.93	29,647
Maintenance Department Charges			800,000			800,000			800,000			800,000
Service Center Grounds			500,000			500,000			500,000			500,000
Total Non-Departmental	182,689		\$3,396,097	166,858		\$2,807,028	166,858		\$3,091,652	166,858		\$3,099,229
TOTAL GENERAL FUND/GENERAL PURPOSE FUNDS	1,696,173		\$24,293,918	1,686,439		\$20,598,527	1,686,439		\$24,246,631	1,686,439		\$24,343,732

**OAKLAND COUNTY
FY 2015 - FY 2017 BUDGET
FACILITIES MAINTENANCE & OPERATIONS - FUND #63100
BUILDING SPACE COST ALLOCATION**

FUNCTION/DEPARTMENT/DIVISION	FY 2014 BUDGET			FY 2015 BUDGET			FY 2016 BUDGET			FY 2017 BUDGET		
	GROSS SQ/FT	RATE PER SQ/FT	ANNUAL RENTAL AMOUNT	GROSS SQ/FT	RATE PER SQ/FT	ANNUAL RENTAL AMOUNT	GROSS SQ/FT	RATE PER SQ/FT	ANNUAL RENTAL AMOUNT	GROSS SQ/FT	RATE PER SQ/FT	ANNUAL RENTAL AMOUNT
SPECIAL REVENUE/ PROPRIETARY FUNDS:												
EOB/41W Risk Management	3,087	\$15.33	\$47,332	3,087	\$12.98	\$40,062	3,087	\$ 15.43	\$47,629	3,087	\$ 15.49	\$47,830
CG Central Services - Garage	22,271	6.36	141,559	26,962	4.34	116,883	26,962	5.15	138,959	26,962	5.18	139,546
Total Health Division (Special Revenue Funds)			256,230			162,307			192,961			193,777
DB Community Corrections Grant			9,207			9,207			9,207			9,207
IT Information Technology (IT Center)	61,273	12.30	753,930	61,273	9.40	576,101	61,273	11.18	684,907	61,273	11.23	687,803
SOB Information Technology (South Office Bldg.)	8,741	8.50	74,316	8,741	7.68	67,106	8,741	9.13	79,780	8,741	9.17	80,118
IT Telephone Communications (IT Center)	985	12.30	12,124	985	9.40	9,264	985	11.18	11,014	985	11.23	11,060
OP1 Community & Home Improvement	5,704	10.79	61,562	5,732	9.19	52,650	5,732	10.92	62,593	5,732	10.97	62,858
EOB/41W Workforce Development	2,504	15.33	38,395	2,503	12.98	32,480	2,503	15.43	38,615	2,503	15.49	38,778
CTH Tax Roll & Deeds	4,374	17.50	76,529	4,374	14.76	64,566	4,374	17.55	76,761	4,374	17.62	77,085
IT Information Technology (CLEMIS)	6,593	12.30	81,120	6,593	9.40	61,986	6,593	11.18	73,694	6,593	11.23	74,005
AAI Information Technology (CLEMIS)	3,500	15.03	52,621	3,500	11.69	40,915	3,500	13.90	48,642	3,500	13.96	48,848
CG Voice Communications	4,426	6.36	28,133	5,876	4.34	25,472	5,876	5.15	30,282	5,876	5.18	30,410
OP2 Friend of the Court (Oakland Pointe II)	34,535	9.45	326,192	34,524	7.84	270,690	34,524	9.32	321,812	34,524	9.36	323,173
OP2 Reimbursement/Child Support	2,955	9.45	27,910	2,955	7.84	23,168	2,955	9.32	27,544	2,955	9.36	27,660
OP1 Friend of the Court (Oakland Pointe I)	-	-	-	2,220	9.19	11,182	2,220	10.92	15,033	2,220	10.97	15,136
CTH Family Support Division	5,552	17.50	97,141	5,552	14.76	81,957	5,552	17.55	97,435	5,552	17.62	97,847
SHC Parks & Recreation (South Oakland Health Center)	2,558	14.24	36,422	2,558	11.14	28,493	2,558	13.24	33,874	2,558	13.30	34,018
IT Road Commission Lease difference	5,043		69,427	5,043		49,251	5,043		54,447	5,043		54,580
CCC Child Care Center	12,552	17.17	215,469	12,552	13.49	169,329	12,552	16.04	201,310	12,552	16.11	202,161
Maintenance Dept. Charges			200,000			200,000			200,000			200,000
Total Special Revenue/ Proprietary Funds	186,654		\$2,605,619	195,029		\$2,093,070	195,029		\$2,446,499	195,029		\$2,455,900
TOTAL COUNTY - ALL FUNDS	1,882,827		\$26,899,537	1,881,468		\$22,691,597	1,881,468		\$26,693,129	1,881,468		\$26,799,633
EXTERNAL SOURCES												
IT Oakland County Road Commission Lease	6,540	\$12.30	\$80,475	6,540	\$9.40	\$ 68,634	6,540	\$ 11.18	\$ 83,966	6,540	\$ 11.23	\$ 84,380
CTH Oakland County Bar Association (Courthouse)	896	17.50	15,680	896	14.76	13,229	896	17.55	15,728	896	17.62	15,794
AAI U.S. Dept. of Commerce/Import/Export (Adm. Annex 1)												
Title Company Leases			8,181			8,200			8,200			8,200
Outside Agencies Maintenance Charges			193,000			193,000			193,000			193,000
Water & Sewer Trust Fund (safety alarms)			157,500			162,200			162,200			162,200
Parks & Recreation (safety alarms)			10,000			10,000			10,000			10,000
Income from Investments			100,000			100,000			100,000			100,000
Total External Sources	7,436		\$564,836	7,436		\$555,263	7,436		\$573,094	7,436		\$573,574
GRAND TOTAL	1,890,262		\$27,464,373	1,888,888		\$23,246,860	1,888,888		\$27,266,223	1,888,888		\$27,373,206
Planned Use of Balance			1,306,900			3,846,154			-			-
Facilities Maintenance & Operations Fund Total			\$ 28,771,273			\$ 27,093,014			\$ 27,266,223			\$ 27,373,206

Building Space Cost Allocation

The Facilities Maintenance and Operations Fund accumulates the costs of operating and maintaining the County's buildings, grounds and utilities. The building space rates are calculated by taking the costs by building (tracked through the Operating Unit chartfield), adding admin/overhead costs, and then dividing by the building square footage to get the cost per square foot for each building. The occupants of the buildings are then charged by taking the building square footage rate and multiplying it by the assigned square footage. These amounts are used for the budget and for the amount billed to the customers/departments; which means that there is usually no variance between budget and actual charges for building space. The costs/rates are reviewed on an annual basis and adjusted in the following fiscal year.

CAPITAL BUDGET PLAN FOR FACILITIES MAINTENANCE AND OPERATIONS FUND 63100

GL#	ASSET CATEGORY	EST. ASSETS	EST. DEPRECIATION	EST. BOOK	Capital Additions	DEPRECIATION						TOTAL
		9/30/2013	THRU 9/30/2014	VALUE 9/30/2014		2015	2016	2017	2018	2019	FUTURE	
163100	Buildings	\$525,283	\$525,283	0	0	0	0	0	0	0	0	\$525,283
162400	Telephone Installations	46,335	46,335	0	0	0	0	0	0	0	0	46,335
165200	Equipment	2,091,694	1,905,231	186,463	0	57,450	45,098	44,299	26,429	6,449	6,738	2,091,694
162140	Gas Lines	45,397	43,299	2,098	0	908	908	282	0	0	0	45,397
162180	Light & Power Installations	614,862	614,862	0	0	0	0	0	0	0	0	614,862
162340	Steam Lines	938,167	938,167	0	0	0	0	0	0	0	0	938,167
162380	Storm Sewers	97,295	97,295	0	0	0	0	0	0	0	0	97,295
162280	Roads & Parking Lots	501,363	501,363	0	0	0	0	0	0	0	0	501,363
162480	Water & Sewer Systems	926,264	799,055	127,209	0	18,525	18,525	18,525	18,525	18,525	34,584	926,264
TOTAL ASSETS		5,786,660	5,470,890	315,770	0	76,883	64,531	63,106	44,954	24,974	41,322	5,786,660

FISCAL YR CAPITAL ACQUISITION

2014	4 - 72" Zero Turn Mowers				80,000	13,000	13,000	13,000	13,000	13,000	15,000	80,000
2015	1 -Center articulated small wheel loader (grounds)				75,000	7,500	15,000	15,000	15,000	15,000	7,500	75,000
2016	1 - Ven-Trac multi use 4wd mower				35,000	0	3,500	7,000	7,000	7,000	10,500	35,000
2016	2 - RTV Trucksters				32,000	0	3,200	6,400	6,400	6,400	9,600	32,000
TOTAL CAPITAL ACQUISITION		0	0	0	222,000	20,500	34,700	41,400	41,400	41,400	42,600	222,000
GRAND TOTAL		\$ 5,786,660	\$ 5,470,890	\$ 315,770	\$ 222,000	\$ 97,383	\$ 99,231	\$ 104,506	\$ 86,354	\$ 66,374	\$ 83,922	\$ 6,008,660

NOTES:

Capitalization Threshold for Equipment = \$5,000

Capitalization Threshold for Newly Acquired Software = \$250,000

Capitalization Threshold for Software Upgrades = \$100,000

Useful Life of Assets:

Telephone Installations	10 years
Equipment	Varies-4 to 10 years
Gas Lines	50 years
Light & Power Installations	30 years
Steam Lines	30 years
Storm Sewers	30 years
Roads & Parking Lots	30 years
Water & Sewer Systems	50 years
Software	5 years

**FACILITIES MAINTENANCE & OPERATIONS - FUND #63100
FY - 2015 MAINTENANCE (M) PROJECTS**

<u>BUILDINGS</u>	<u>DESCRIPTION</u>	<u>COST</u>
052/Service Center	Concrete Walk and Curb Repairs	\$95,000
052/Service Center	Asphalt Crack Seal and Maintenance Program	100,000
037/Information Technology	Chiller Replacement - Phase 2	300,000
025/Courthouse	Cooling Tower Piping Replacement	150,000
026/Rochester District Court	Chiller Compressor Replacement	25,000
010/Executive Office Building	Waterproof Foundation and Install Yard Drainage	25,000
031/South Oakland Health Center	Installation of Yard Drainage	25,000
044/Public Work Building	Masonry Restoration	20,000
037/Information Technology	Exterior Caulk Replacement	35,000
028/Pontiac Health Center	Chiller Replacement	200,000
026/Rochester Hills District Court	Masonry Restoration	105,000
Various	Arc Flash - Phase 5	30,000
Various	Security Equipment Replacement	500,000
008/Oakland Pointe West	Exterior Caulk Replacement	70,000
006/008 Oakland Pointe Offices	Ongoing Replacement of Roof Top HVAC Units	45,000
012/Children's Village A	Masonry Restoration	35,000
019/Children's Village J	Masonry Restoration	30,000
010/Executive Office Building	Conference Center - Replace AV System Touch Pad	35,000

**FACILITIES MAINTENANCE & OPERATIONS - FUND #63100
FY - 2015 MAINTENANCE (M) PROJECTS**

<u>BUILDINGS</u>	<u>DESCRIPTION</u>	<u>COST</u>
044/Public Work Building	Loading Dock Reconstruction	35,000
038/Annex I	Replace Front Entrance Doors	15,000
033/Law Enforcement Complex	Concrete Vehicular Ramp Replacement	175,000
033/Law Enforcement Complex	Ongoing Plumbing Fixture Replacement	20,000
207/Central Heating Plant	Upgrade Boiler Controls	100,000
052/Service Center	DVR Replacement Program - Phase 2	50,000
102/Central Garage	Repaint Shop and Garage Areas	30,000
044/Public Work Building	Repaint FM&O Garage	25,000
044/Public Work Building	Repaint WRC Garage	25,000
019/Children's Village J	Bathroom Renovations	70,000
Various	Emergency Generator Program - Phase 1	315,000
Various	Lighting Replacement Program	100,000
052/Service Center	Misc. Exterior Campus Sign Upgrades - Phase 2	25,000
025/Courthouse	West Wing Extension Carpet Replacement	250,000
049/South Oakland Office Building	Carpet Replacement - Phase 2	50,000
Various	Misc. Carpet Replacement - Phase 2	350,000
025/Courthouse	Courtroom Carpet Replacement	40,000
Total FY 2015 Maintenance (M) Projects		<u>\$3,500,000</u>

Fund:	67800 - Fringe Benefits	OAKLAND COUNTY, MICHIGAN					
		FY2015 AND FY2016 AND FY2017 Adopted Budget					

Description	FY 2013 Actual	FY 2014			FY 2015 Adopted	FY 2016 Adopted	FY 2017 Adopted
		Adopted Budget	Amended Budget As Of 6/30	Estimated Actual			

REVENUES (CHARGES TO DEPARTMENTS)

RETIREMENT ALLOCATION							
RETIREES MEDICAL - VEBA DEBT	49,383,555	48,281,100	48,333,200	48,133,200	33,998,500	33,999,100	34,000,700
RETIREMENT ADMINISTRATION	2,451,703	2,243,500	2,383,500	2,241,000	2,511,900	2,635,300	2,653,900
RETIREMENT ADMINISTRATION - PTNE	41,396	300,000	160,000	186,000	160,000	160,000	160,000
DEFINED CONTRIBUTION PLAN	14,157,540	14,600,000	14,600,000	14,800,000	14,700,000	14,800,000	14,900,000
DEFINED CONTRIBUTION PLAN - PTNE	187,227	200,000	200,000	189,000	200,000	200,000	200,000
DEFERRED COMPENSATION - COUNTY	0	0	0	0	0	0	0
EMPLOYEES IN-SERVICE TRAINING	1,384,361	1,356,000	1,356,000	1,356,000	1,351,200	1,363,500	1,371,900
EMPLOYEE BENEFITS UNIT	871,239	840,700	840,700	840,700	833,700	841,300	845,200
FLEX BENEFIT PLAN	204,010	200,000	200,000	190,000	200,000	200,000	200,000
WELLNESS UNIT	507,829	500,000	500,000	500,000	701,900	703,600	704,500
ACCOUNTING SERVICES	98,812	95,900	95,900	95,900	94,000	95,800	96,700
TUITION REIMBURSEMENT	264,699	260,000	260,000	260,000	460,000	460,000	460,000
RETIREMENT HEALTH SAVINGS	826,423	1,000,000	1,000,000	1,066,000	1,200,000	1,400,000	1,600,000
TOTAL RETIREMENT ALLOCATION	70,378,795	69,877,200	69,929,300	69,857,800	56,411,200	56,858,600	57,192,900
GROUP LIFE							
GROUP LIFE	538,541	550,000	550,000	550,000	555,000	555,000	555,000
SOCIAL SECURITY							
SOCIAL SECURITY	14,279,236	14,600,000	14,600,000	14,600,000	14,600,000	14,600,000	14,600,000
MEDICAL INSURANCE							
MEDICAL INSURANCE	29,385,883	34,120,000	34,120,000	31,086,000	34,551,000	36,401,000	38,275,000
PRESCRIPTION COVERAGE INSURANCE							
PRESCRIPTION COVERAGE INSURANCE	9,285,536	10,000,000	10,000,000	9,300,000	9,590,000	10,190,000	10,840,000
DENTAL INSURANCE							
DENTAL INSURANCE	2,859,828	3,316,000	3,316,000	3,066,000	3,038,000	3,038,000	3,038,000
VISION INSURANCE							
VISION INSURANCE	259,101	216,500	216,500	278,000	217,500	217,500	217,500
DISABILITY INSURANCE							
DISABILITY INSURANCE	2,452,496	2,500,000	2,500,000	2,515,000	2,530,000	2,530,000	2,530,000
SHORT-TERM DISABILITY							
SHORT-TERM DISABILITY	13,117	0	0	0	0	0	0
WORKERS COMPENSATION							
WORKERS COMPENSATION	2,897,444	2,936,200	2,936,200	2,936,200	3,009,800	3,137,300	3,307,600
UNEMPLOYMENT COMPENSATION							
UNEMPLOYMENT COMPENSATION	750,148	700,000	700,000	650,000	700,000	700,000	700,000
INVESTMENT INCOME							
INVESTMENT INCOME	408,037	391,700	391,700	391,700	319,600	351,600	352,400
EXT-FLEX BENEFIT MEDICAL - EMPLOYEE							
EXT-FLEX BENEFIT MEDICAL - EMPLOYEE	4,949,734	5,000,000	5,000,000	4,900,000	5,000,000	5,000,000	5,000,000
EXT-MEDICAL INSURANCE							
EXT-MEDICAL INSURANCE	186,366	280,000	280,000	186,000	280,000	280,000	280,000
EXT-PRESCRIPTION DRUG REBATES							
EXT-PRESCRIPTION DRUG REBATES	621,613	800,000	800,000	730,000	700,000	700,000	700,000
EXT-DENTAL INSURANCE							
EXT-DENTAL INSURANCE	16,549	25,000	25,000	20,000	25,000	25,000	25,000
EXT-VISION INSURANCE							
EXT-VISION INSURANCE	4,709	2,500	2,500	1,200	1,500	1,500	1,500
EXT-FLEXIBLE BENEFIT DEDUCTIONS - LIFE							
EXT-FLEXIBLE BENEFIT DEDUCTIONS - LIFE	344,197	350,000	350,000	350,000	355,000	355,000	355,000
EXT-FLEXIBLE BENEFIT DEDUCTIONS - DENTAL							
EXT-FLEXIBLE BENEFIT DEDUCTIONS - DENTAL	96,660	115,000	115,000	110,000	115,000	115,000	115,000
EXT-FLEXIBLE BENEFIT DEDUCTIONS - VISION							
EXT-FLEXIBLE BENEFIT DEDUCTIONS - VISION	107,102	105,000	105,000	110,000	105,000	105,000	105,000
EXT-FORFEITURE OF DEPOSITS							
EXT-FORFEITURE OF DEPOSITS	921,800	20,000	20,000	15,000	20,000	20,000	20,000
EXT-PREMIUM ADJUSTMENT							
EXT-PREMIUM ADJUSTMENT	5,840	0	0	5,300	0	0	0
EXT-TRAINING							
EXT-TRAINING	2,780	0	0	1,700	0	0	0
EXT-WELLNESS PROGRAM							
EXT-WELLNESS PROGRAM	12,427	0	0	900	0	0	0
EXT-OTHER REVENUE							
EXT-OTHER REVENUE	592,641	150,000	150,000	356,000	150,000	150,000	150,000
TRANSFERS IN							
TRANSFERS IN	5,400,095	5,771,000	5,771,000	5,771,000	4,555,000	1,500,000	0
TOTAL FRINGE BENEFITS FUND	146,770,673	151,826,100	151,878,200	147,787,800	136,828,600	136,830,500	138,359,900

Fund: 67800 - Fringe Benefits	OAKLAND COUNTY, MICHIGAN
	FY2015 AND FY2016 AND FY2017 Adopted Budget

Description	FY 2013 Actual	FY 2014			FY 2015 Adopted	FY 2016 Adopted	FY 2017 Adopted
		Adopted Budget	Amended Budget As Of 6/30	Estimated Actual			

EXPENSES (PAYMENTS TO TRUSTS & OUTSIDE VENDORS)

RETIREMENT ALLOCATION							
RETIREES MEDICAL - VEBA DEBT PRINCIPAL	20,520,000	21,500,000	21,500,000	21,500,000	21,410,000	22,200,000	23,020,000
RETIREES MEDICAL - VEBA DEBT INTEREST	28,041,688	26,781,100	26,833,200	26,833,200	12,588,500	11,799,100	10,980,700
RETIREMENT ADMINISTRATION	2,059,184	2,543,500	2,543,500	2,321,200	2,671,900	2,795,300	2,813,900
DEFINED CONTRIBUTION PLAN	14,157,540	14,600,000	14,600,000	14,800,000	14,700,000	14,800,000	14,900,000
DEFINED CONTRIBUTION PLAN - PTNE	187,227	200,000	200,000	189,000	200,000	200,000	200,000
DEFERRED COMPENSATION - COUNTY	0	0	0	0	0	0	0
EMPLOYEES IN-SERVICE TRAINING	761,985	1,006,000	1,006,000	906,600	1,001,200	1,013,500	1,021,900
IN-SERVICE TRAINING - INFO TECH	221,908	350,000	350,000	350,000	350,000	350,000	350,000
EMPLOYEE BENEFITS UNIT	787,304	840,700	840,700	950,600	912,246	919,846	923,746
FLEXIBLE BENEFIT PAYMENTS	105,595	200,000	200,000	100,000	200,000	200,000	200,000
WELLNESS PROGRAM	440,026	500,000	500,000	445,400	701,900	703,600	704,500
ACCOUNTING SERVICES	94,444	95,900	95,900	95,900	94,000	95,800	96,700
TUITION REIMBURSEMENT	123,232	260,000	260,000	150,000	460,000	460,000	460,000
RETIREMENT HEALTH SAVINGS	826,423	1,000,000	1,000,000	3,177,900	1,200,000	1,400,000	1,600,000
TOTAL RETIREMENT ALLOCATION	68,326,555	69,877,200	69,929,300	71,819,800	56,489,746	56,937,146	57,271,446
GROUP LIFE	884,517	900,000	900,000	908,000	910,000	910,000	910,000
SOCIAL SECURITY	14,280,626	14,600,000	14,600,000	14,600,000	14,600,000	14,600,000	14,600,000
MEDICAL INSURANCE	28,920,526	39,400,000	39,084,000	36,880,000	38,921,454	40,921,454	42,921,454
MEDICARE REIMBURSEMENT	0	0	0	0	0	0	0
PRESCRIPTION COVERAGE	9,259,926	10,800,000	10,711,400	9,500,000	10,200,000	10,800,000	11,450,000
DENTAL INSURANCE	3,002,652	3,456,000	3,427,000	3,174,000	3,150,000	3,150,000	3,150,000
VISION INSURANCE	267,805	324,000	324,000	267,000	324,000	324,000	324,000
DISABILITY INSURANCE	2,481,903	2,500,000	2,500,000	2,520,000	2,530,000	2,530,000	2,530,000
PENSION CONTRIBUTION EXP	5,400,095	5,771,000	5,771,000	5,771,000	4,555,000	1,500,000	0
PROFESSIONAL SERVICES	119,527	0	0	77,300	0	0	0
FEDERAL/STATE HEALTH TAXES	7,880	0	433,600	475,500	949,000	799,000	673,000
WORKERS COMPENSATION	2,835,656	2,936,200	2,936,200	2,096,100	3,009,800	3,137,300	3,307,600
UNEMPLOYMENT COMPENSATION	488,128	700,000	700,000	500,000	700,000	700,000	700,000
CHILD CARE FACILITY	244,178	261,700	261,700	261,700	209,600	241,600	242,400
ADJUSTMENT TO PRIOR YEAR EXPENSE	150,010	0	0	0	0	0	0
INDIRECT COSTS	250,413	300,000	300,000	297,800	280,000	280,000	280,000
TOTAL FRINGE BENEFITS FUND	136,920,398	151,826,100	151,878,200	149,148,200	136,828,600	136,830,500	138,359,900
TRANSFERS OUT	0	0	0	0	0	0	0
TOTAL RESOURCES OVER (UNDER) EXPENSES FRINGE BENEFITS FUND	9,850,275	0	0	(1,360,400)	0	0	0

Fund:	63600 - Information Technology	OAKLAND COUNTY, MICHIGAN				
		FY2015 AND FY2016 AND FY2017 Adopted Budget				

Account Number/Description	FY 2013 Actual	FY 2014			FY 2015 Adopted	FY 2016 Adopted	FY 2017 Adopted
		Adopted Budget	Amended Budget As Of 6/30	Estimated Actual			

Revenues

Revenue							
Charges for Services							
630266	CLEMIS Operations Outside	202,934	201,436	201,436	153,253	201,436	201,436
630658	Equipment Rental	1,248,417	1,471,226	1,472,612	755,577	907,028	907,028
631137	Managed Print Services	0	0	0	320,214	729,018	729,018
631302	Non Governmental Development	1,030,403	1,536,405	1,536,405	1,632,446	1,536,405	1,536,405
631309	Non Governmental Operating	3,436,910	3,467,952	3,494,191	2,890,294	3,531,952	3,531,952
631365	OC Depts Development Support	3,468,364	5,346,050	5,346,050	2,457,128	5,326,050	5,326,050
631372	OC Depts Operations	12,507,235	13,047,501	13,047,501	9,527,605	13,047,501	13,047,501
		21,894,263	25,070,570	25,098,195	17,736,517	25,279,390	25,279,390
Ext ISF Charges for Services							
635017	Ext-Agencies Revenue	228,425	220,000	226,060	165,810	220,000	220,000
635098	Ext-Defer Land File Tax Bills	77,473	59,000	59,000	60,431	59,000	59,000
635179	Ext-Enhanced Access Fees Rev	842,133	548,492	548,492	588,938	721,000	742,630
635530	Ext-Other Revenue	550	500	500	150	500	500
635719	Ext-Reimb of Equalization Serv	15,223	16,000	16,000	15,266	16,000	16,000
		1,163,805	843,992	850,052	830,595	1,016,500	1,038,130
Investment Income							
655077	Accrued Interest Adjustments	(4,487)	0	0	(1,173)	0	0
655385	Income from Investments	85,602	100,000	100,000	136,534	100,000	100,000
		81,115	100,000	100,000	135,361	100,000	100,000
Planned Use of Fund Balance							
665882	Planned Use of Balance	0	2,414,719	2,374,127	0	1,701,832	2,778,960
		0	2,414,719	2,374,127	0	1,701,832	2,778,960
Other Revenues							
670627	Sale of Equipment	14,603	5,000	5,000	6,877	5,000	5,000
		14,603	5,000	5,000	6,877	5,000	5,000
Gain or Loss on Exchg of Asset							
675354	Gain on Sale of Equip	2,887	5,500	5,500	332	5,500	5,500
		2,887	5,500	5,500	332	5,500	5,500
Revenue		23,156,672	28,439,781	28,432,874	18,709,682	28,108,222	29,206,980
Other Financing Sources							
Capital Contributions							
690189	Capital Asset Contributions	0	0	0	0	1,310,640	400,000
		0	0	0	0	1,310,640	400,000

Fund:	63600 - Information Technology	OAKLAND COUNTY, MICHIGAN					
		FY2015 AND FY2016 AND FY2017 Adopted Budget					

Account Number/Description	FY 2013 Actual	FY 2014			FY 2015 Adopted	FY 2016 Adopted	FY 2017 Adopted
		Adopted Budget	Amended Budget As Of 6/30	Estimated Actual			
Transfers In							
695500 Transfers In	2,641,423	3,915,871	4,044,207	3,972,707	3,915,971	3,906,676	3,906,676
	2,641,423	3,915,871	4,044,207	3,972,707	3,915,971	3,906,676	3,906,676
Other Financing Sources	2,641,423	3,915,871	4,044,207	3,972,707	5,226,611	4,306,676	3,906,676
Grand Total Revenues	25,798,095	32,355,652	32,477,081	22,682,389	33,334,833	33,513,656	33,162,476

Expenditures

Personnel							
Salaries							
702010 Salaries Regular	6,242,377	9,086,927	9,086,927	5,709,372	9,646,101	9,839,411	9,937,999
702030 Holiday	326,538	0	0	0	0	0	0
702050 Annual Leave	483,108	0	0	0	0	0	0
702080 Sick Leave	131,943	0	0	0	0	0	0
702100 Retroactive	2,287	0	0	0	0	0	0
702120 Jury Duty	403	0	0	0	0	0	0
702130 Shift Premium	4,408	0	0	0	0	0	0
702140 Other Miscellaneous Salaries	48,767	0	0	0	0	0	0
702160 Summer Help	0	11,700	11,700	0	11,700	11,700	11,700
702190 Workers Compensation Pay	976	0	0	0	0	0	0
702200 Death Leave	15,039	0	0	0	0	0	0
712020 Overtime	40,163	102,770	102,770	56,796	102,770	102,770	102,770
712040 Holiday Overtime	12,426	0	0	0	0	0	0
712090 On Call	0	3,000	3,000	0	3,000	3,000	3,000
	7,308,435	9,204,397	9,204,397	5,766,168	9,763,571	9,956,881	10,055,469
Fringe Benefits							
722750 Workers Compensation	16,262	19,688	19,688	19,688	21,281	21,281	21,281
722760 Group Life	21,178	26,864	26,864	26,864	29,005	29,005	29,005
722770 Retirement	2,594,542	3,038,937	3,038,937	732,911	2,672,111	2,672,111	2,672,111
722780 Hospitalization	1,189,518	1,630,475	1,630,475	1,630,475	1,631,731	1,631,731	1,631,731
722790 Social Security	534,464	667,736	667,736	667,736	718,198	718,198	718,198
722800 Dental	86,129	108,363	108,363	108,363	114,589	114,589	114,589
722810 Disability	100,082	126,569	126,569	126,569	136,737	136,737	136,737
722820 Unemployment Insurance	26,769	28,131	28,131	28,131	30,394	30,394	30,394
722850 Optical	7,654	11,211	11,211	11,211	12,029	12,029	12,029
722900 Fringe Benefit Adjustments	0	194,137	194,137	194,137	141,780	216,977	255,327
	4,576,599	5,852,111	5,852,111	3,546,085	5,507,855	5,583,052	5,621,402
Personnel	11,885,034	15,056,508	15,056,508	9,312,253	15,271,426	15,539,933	15,676,871

Fund:	63600 - Information Technology	OAKLAND COUNTY, MICHIGAN					
		FY2015 AND FY2016 AND FY2017 Adopted Budget					

Account Number/Description	FY 2013 Actual	FY 2014			FY 2015 Adopted	FY 2016 Adopted	FY 2017 Adopted
		Adopted Budget	Amended Budget As Of 6/30	Estimated Actual			

Operating Expenses

Contractual Services

730037	Adj Prior Years Exp	19,040	0	0	0	0	0	0
730044	Adj Prior Years Revenue	11,590	0	0	0	0	0	0
730114	Auction Expense	434	2,000	2,000	166	2,000	2,000	2,000
730121	Bank Charges	12,868	9,000	9,000	11,370	9,000	9,000	9,000
730247	Charge Card Fee	123,088	105,000	105,000	137,035	105,000	105,000	105,000
730324	Communications	501,916	706,000	706,000	407,440	706,000	706,000	706,000
730373	Contracted Services	690,175	506,000	506,000	929,012	1,178,000	1,228,000	1,228,000
730387	Copier Machine Rental	80,766	409,000	409,000	24,421	0	0	0
730646	Equipment Maintenance	467,766	813,356	813,356	260,404	763,356	713,356	713,356
730660	Equipment Repair	2,177	0	0	0	0	0	0
730772	Freight and Express	14,307	10,000	10,000	5,397	10,000	10,000	10,000
730786	Garbage and Rubbish Disposal	1,960	6,500	6,500	866	6,500	6,500	6,500
730926	Indirect Costs	1,126,505	1,684,425	1,684,425	1,062,066	1,684,425	1,684,425	1,684,425
731150	Maintenance Contract	128,495	212,143	212,143	123,247	212,143	212,143	212,143
731213	Membership Dues	1,087	10,760	10,760	1,049	10,760	10,760	10,760
731339	Periodicals Books Publ Sub	0	0	0	30	0	0	0
731346	Personal Mileage	3,994	11,600	11,600	2,344	11,600	11,600	11,600
731388	Printing	221	2,635	2,635	335	2,635	2,635	2,635
731458	Professional Services	4,506,131	3,673,845	3,777,162	4,051,085	3,673,845	3,773,845	3,673,845
731773	Software Rental Lease Purchase	530,947	407,000	407,000	577,316	407,000	407,000	407,000
731780	Software Support Maintenance	3,529,277	3,219,545	3,222,939	2,602,493	3,610,545	3,610,545	3,610,545
732018	Travel and Conference	52,329	90,000	90,000	24,156	90,000	90,000	90,000
732020	Travel Employee Taxable Meals	26	0	0	0	0	0	0
732046	Uncollectable Accts Receivable	569	0	0	594	0	0	0
732165	Workshops and Meeting	48	0	0	60	0	0	0
		11,805,717	11,878,809	11,985,520	10,220,886	12,482,809	12,582,809	12,482,809

Commodities

750049	Computer Supplies	9,477	20,000	20,000	8,356	20,000	20,000	20,000
750154	Expendable Equipment	0	1,650,000	1,650,000	610,686	1,650,000	1,650,000	1,650,000
750170	Other Expendable Equipment	355,472	0	13,332	21,654	0	0	0
750392	Metered Postage	106	910	910	138	910	910	910
750399	Office Supplies	10,682	20,000	20,000	11,207	20,000	20,000	20,000
750406	Paper Printing	1,955	40,000	40,000	0	40,000	40,000	40,000
750413	Parts and Accessories	70,299	62,599	62,599	55,886	62,599	62,599	62,599
750455	Printing Supplies	7,317	25,000	25,000	4,678	25,000	25,000	25,000
		455,308	1,818,509	1,831,841	712,605	1,818,509	1,818,509	1,818,509

Depreciation

Fund:		63600 - Information Technology		OAKLAND COUNTY, MICHIGAN				
		FY2015 AND FY2016 AND FY2017 Adopted Budget						
Account Number/Description		FY 2013 Actual	FY 2014			FY 2015 Adopted	FY 2016 Adopted	FY 2017 Adopted
			Adopted Budget	Amended Budget As Of 6/30	Estimated Actual			
761107	Depreciation Computer Equip	416,225	0	0	250,390	0	0	0
761114	Depreciation Computer Software	1,056,208	0	0	792,156	0	0	0
761121	Depreciation Equipment	610,633	2,435,524	2,436,910	432,848	2,778,950	2,464,256	2,073,126
		2,083,066	2,435,524	2,436,910	1,475,394	2,778,950	2,464,256	2,073,126
Operating Expenses		14,344,091	16,132,842	16,254,271	12,408,885	17,080,268	16,865,574	16,374,444
Internal Support								
Internal Services								
770631	Bldg Space Cost Allocation	827,039	828,246	828,246	621,185	643,207	764,687	767,921
770667	Convenience Copier	4,636	5,977	5,977	738	0	0	0
774677	Insurance Fund	79,721	82,861	82,861	59,018	73,731	75,716	75,494
775754	Maintenance Department Charges	23,385	26,548	26,548	17,207	26,548	26,548	26,548
776659	Motor Pool Fuel Charges	11,498	12,310	12,310	10,376	12,272	13,817	13,817
776661	Motor Pool	42,607	43,293	43,293	37,241	45,095	45,095	45,095
778675	Telephone Communications	164,441	167,067	167,067	135,785	182,286	182,286	182,286
		1,153,326	1,166,302	1,166,302	881,550	983,139	1,108,149	1,111,161
Internal Support		1,153,326	1,166,302	1,166,302	881,550	983,139	1,108,149	1,111,161
Grand Total Expenditures		27,382,452	32,355,652	32,477,081	22,602,688	33,334,833	33,513,656	33,162,476

CAPITAL BUDGET PLAN FOR INFORMATION TECHNOLOGY FUND 63600

Asset Category	Cost 03/31/2014	Accum Deprec 03/31/2014	Net Book Value 03/31/2014	Capital Additions	Projected Depreciation			
					Remaining FY 2014	FY 2015	FY 2016	FY 2017
CIP	\$ -	\$ -	\$ -	\$ -	\$ -	\$ -	\$ -	\$ -
Subtotal CIP (GL 161600)	\$ -	\$ -	\$ -	\$ -	\$ -	\$ -	\$ -	\$ -
Equipment (GL 165100 & 165200)								
Acorn I	\$ 62,352	\$ 62,352	\$ -	\$ -	\$ -	\$ -	\$ -	\$ -
Acorn II	785,004	785,004	-	-	-	-	-	-
CLEMIS	5,713	5,713	-	-	-	-	-	-
Gigabit Infrastructure Upgrade	866,873	866,873	-	-	-	-	-	-
GIS	68,019	68,019	-	-	-	-	-	-
Lan Vbased Imaging	399,862	399,862	-	-	-	-	-	-
Mainframe	2,217,821	2,217,821	-	-	-	-	-	-
Mugshot	41,325	41,325	-	-	-	-	-	-
Office Automation	5,033,140	3,599,192	1,433,948	-	503,314	930,634	-	-
People Soft PH I	457,034	457,034	-	-	-	-	-	-
People Soft PH II	6,512,275	6,512,275	-	-	-	-	-	-
Thin Client PH I	268,373	268,373	-	-	-	-	-	-
WAN/OakNet	2,710,494	2,710,494	-	-	-	-	-	-
General Office Equipment	6,454,807	5,282,566	1,172,241	-	272,521	545,042	354,678	-
Subtotal Assets (GL 165100 & 165200)	\$ 25,883,092	\$ 23,276,903	\$ 2,606,189	\$ -	\$ 775,835	\$ 1,475,676	\$ 354,678	\$ -
Intangible/Computer Software Assets (GL 165150)								
HRFIS	\$ 7,293,478	\$ 7,293,478	\$ -	\$ -	\$ -	\$ -	\$ -	\$ -
Data Warehouse	521,247	521,247	-	-	-	-	-	-
Y2K Services	1,950,704	1,950,704	-	-	-	-	-	-
Oracle	655,456	655,456	-	-	-	-	-	-
Oracle 9i	448,386	448,386	-	-	-	-	-	-
Interwoven	250,100	250,100	-	-	-	-	-	-
ELVIS	1,578,578	1,578,578	-	-	-	-	-	-
Road Centerline	189,280	189,280	-	-	-	-	-	-
Digital Orth Photos	636,308	636,308	-	-	-	-	-	-
Digital Orth Framework	1,272,615	1,272,615	-	-	-	-	-	-
OakNet Fiber	2,935,603	2,935,603	-	-	-	-	-	-
OakNet Eng Installs	1,000,000	1,000,000	-	-	-	-	-	-
OakNet Proj Mgmt	345,000	345,000	-	-	-	-	-	-
Websphere	82,661	82,661	-	-	-	-	-	-
Thin Client PH I	186,396	186,396	-	-	-	-	-	-
People Soft PH I	5,639,509	5,639,509	-	-	-	-	-	-
OakNet Fiber	546,545	546,545	-	-	-	-	-	-
BSA Tax Receivable Migration	1,371,646	1,371,646	-	-	-	-	-	-
Jail Management System	3,830,086	1,479,276	2,350,810	-	383,009	766,017	766,017	435,767
Subtotal for Intangible/Computer Software (GL 165150)	\$ 30,733,598	\$ 28,382,788	\$ 2,350,810	\$ -	\$ 383,009	\$ 766,017	\$ 766,017	\$ 435,767

CAPITAL BUDGET PLAN FOR INFORMATION TECHNOLOGY FUND 63600

Asset Category	Cost 03/31/2014	Accum Deprec 03/31/2014	Net Book Value 03/31/2014	Capital Additions	Projected Depreciation			
					Remaining FY 2014	FY 2015	FY 2016	FY 2017
Future Acquisitions: (allocated over the next 5 years)								
Managed Print Services	\$ -	\$ -	\$ -	\$ 1,408,051	\$ 176,006	\$ 234,675	\$ 234,675	\$ 234,675
Servers	-	-	-	1,588,030	130,943	263,743	396,543	398,400
Data Center Infrastructure	-	-	-	599,200	19,973	39,947	39,947	39,947
Mainframe Replacement	-	-	-	570,740	-	190,247	190,247	190,246
Network Replacement	-	-	-	1,149,118	146,857	170,690	302,357	242,357
Server Upgrade	-	-	-	55,000	9,167	18,333	18,333	9,167
Firewall Upgrade	-	-	-	78,475	9,746	26,159	26,159	16,411
Building Fiber Improvements SOOB	-	-	-	70,000	-	4,667	4,667	4,667
Backup Solution	-	-	-	257,566	27,477	54,953	54,953	50,653
Storage Solution	-	-	-	380,886	38,089	76,177	76,177	76,177
Mail & ACE Servers	-	-	-	300,000	20,000	100,000	100,000	80,000
Reference Architecture Project Mgmt Svcs	-	-	-	305,424	50,904	101,808	101,808	50,904
Subtotal Future Acquisitions	\$ -	\$ -	\$ -	\$ 6,762,490	\$ 629,162	\$ 1,281,399	\$ 1,545,866	\$ 1,393,604
GRAND TOTAL OF ALL ASSETS	\$ 56,616,690	\$ 51,659,691	\$ 4,956,999	\$ 6,762,490	\$ 1,788,006	\$ 3,523,092	\$ 2,666,561	\$ 1,829,371

Useful Life of Assets:
 Fiber (OakNet) and Structured Cabling 15 yrs
 Digital Ortho Framework (2/3 proj) 10 yrs
 Racks (New Storage System) 10 yrs
 Thin Client 6 yrs
 Equipment over \$50,000 (Servers & Back Up Solution) 5 yrs
 Intangible Assets (proj services, software) 5 yrs

Note: Subject to change upon determination of on-going technology needs

Fund: 66100 - Motor Pool	OAKLAND COUNTY, MICHIGAN
	FY2015 AND FY2016 AND FY2017 Adopted Budget

Account Number/Description	FY 2013 Actual	FY 2014			FY 2015 Adopted	FY 2016 Adopted	FY 2017 Adopted
		Adopted Budget	Amended Budget As Of 6/30	Estimated Actual			

Revenues

<u>Revenue</u>							
<u>Charges for Services</u>							
630196	Car Wash	1,266	700	700	700	700	700
630833	Gasoline Oil Grease Charges	2,221,551	2,121,220	2,138,238	2,240,238	2,191,806	2,676,806
631071	Leased Equipment	5,053,277	4,389,273	4,427,299	5,228,299	4,844,358	4,844,358
631463	Parts and Accessories	172,098	125,000	125,000	217,800	150,000	150,000
631610	Productive Labor	301,218	255,000	255,000	310,000	255,000	255,000
632198	Sublet Repairs	8,743	15,330	15,330	29,130	15,330	15,330
		7,758,153	6,906,523	6,961,567	8,026,167	7,457,194	7,942,194
<u>Ext ISF Charges for Services</u>							
635530	Ext-Other Revenue	61,182	50,000	50,000	53,000	50,000	50,000
635557	Ext-Parts and Accessories Rev	424	2,000	2,000	2,000	2,000	2,000
635665	Ext-Productive Labor Rev	28,204	7,500	7,500	23,200	7,500	7,500
635854	Ext-Warranty Reimbursements	57,669	40,000	40,000	26,600	40,000	40,000
		147,479	99,500	99,500	104,800	99,500	99,500
<u>Investment Income</u>							
655077	Accrued Interest Adjustments	(1,029)	0	0	0	0	0
655385	Income from Investments	28,684	35,000	35,000	40,000	35,000	35,000
		27,655	35,000	35,000	40,000	35,000	35,000
<u>Planned Use of Fund Balance</u>							
665882	Planned Use of Balance	0	623,376	503,423	0	331,177	20,982
		0	623,376	503,423	0	331,177	20,982
<u>Other Revenues</u>							
670570	Refund Prior Years Expenditure	98	0	0	0	0	0
670627	Sale of Equipment	81,615	0	0	28,300	0	0
670741	Sale of Scrap	2,121	0	0	3,500	0	0
		83,835	0	0	31,800	0	0
<u>Gain or Loss on Exchg of Asset</u>							
675660	Gain on Sale of Vehicles	256,247	150,000	150,000	215,400	200,000	200,000
675661	Loss on Sale of Vehicles	(13,445)	0	0	(25,200)	0	0
		242,801	150,000	150,000	190,200	200,000	200,000
Revenue		8,259,922	7,814,399	7,749,490	8,392,967	8,122,871	8,297,676
<u>Other Financing Sources</u>							
<u>Transfers In</u>							
695500	Transfers In	148,051	23,000	142,299	167,299	23,500	0

Fund:	66100 - Motor Pool	OAKLAND COUNTY, MICHIGAN				
		FY2015 AND FY2016 AND FY2017 Adopted Budget				

Account Number/Description	FY 2013 Actual	FY 2014			FY 2015 Adopted	FY 2016 Adopted	FY 2017 Adopted
		Adopted Budget	Amended Budget As Of 6/30	Estimated Actual			
	148,051	23,000	142,299	167,299	23,500	0	0
Other Financing Sources	148,051	23,000	142,299	167,299	23,500	0	0
Grand Total Revenues	8,407,973	7,837,399	7,891,789	8,560,266	8,146,371	8,297,676	8,502,880

Expenditures

Personnel							
Salaries							
702010	Salaries Regular	553,362	682,340	692,084	665,184	721,584	777,559
702030	Holiday	29,897	0	0	0	0	0
702050	Annual Leave	45,332	0	0	0	0	0
702080	Sick Leave	12,646	0	0	0	0	0
702130	Shift Premium	3,659	0	0	0	0	0
702140	Other Miscellaneous Salaries	7,000	0	0	0	0	0
702190	Workers Compensation Pay	3,473	0	0	0	0	0
702200	Death Leave	643	0	0	0	0	0
712020	Overtime	15,653	30,000	30,000	30,000	30,000	30,000
712040	Holiday Overtime	448	0	0	0	0	0
712090	On Call	25,462	26,500	26,500	26,500	26,500	26,500
		697,574	738,840	748,584	721,684	778,084	834,059
Fringe Benefits							
722750	Workers Compensation	19,995	19,378	19,510	19,510	19,555	19,555
722760	Group Life	1,980	2,097	2,126	2,126	2,130	2,130
722770	Retirement	246,967	255,638	259,068	244,068	201,150	201,150
722780	Hospitalization	183,617	200,021	204,475	178,475	188,082	188,082
722790	Social Security	51,642	56,600	57,345	57,345	55,043	55,043
722800	Dental	12,054	13,308	13,562	13,562	13,926	13,926
722810	Disability	9,531	9,880	10,013	10,013	9,977	9,977
722820	Unemployment Insurance	2,596	2,182	2,213	2,213	2,204	2,204
722850	Optical	1,274	1,387	1,424	1,424	1,397	1,397
722900	Fringe Benefit Adjustments	0	0	0	0	28,862	43,189
		529,656	560,491	569,736	528,736	522,326	536,653
Personnel		1,227,230	1,299,331	1,318,320	1,250,420	1,300,410	1,370,712
Operating Expenses							
Contractual Services							
730114	Auction Expense	18,874	13,000	13,000	13,000	13,000	13,000
730233	Car Wash	51,478	60,000	60,000	47,000	60,000	60,000
730585	Employee License-Certification	300	0	0	0	0	0
730772	Freight and Express	0	500	500	500	500	500

Fund:	66100 - Motor Pool	OAKLAND COUNTY, MICHIGAN					
		FY2015 AND FY2016 AND FY2017 Adopted Budget					

Account Number/Description	FY 2013 Actual	FY 2014			FY 2015 Adopted	FY 2016 Adopted	FY 2017 Adopted
		Adopted Budget	Amended Budget As Of 6/30	Estimated Actual			
730786 Garbage and Rubbish Disposal	0	300	300	300	300	300	300
730926 Indirect Costs	415,510	396,483	396,483	535,083	437,072	437,072	437,072
730940 Insurance	264,293	300,000	300,000	295,500	300,000	300,000	300,000
730947 Insurance Reserve Expense	167,479	175,000	175,000	183,100	175,000	175,000	175,000
731059 Laundry and Cleaning	4,709	5,000	5,000	5,000	5,000	5,000	5,000
731108 License Plates and Title Fees	2,433	33,100	33,100	2,800	33,100	33,100	33,100
731150 Maintenance Contract	18,323	17,500	17,500	17,500	17,500	17,500	17,500
731213 Membership Dues	0	1,300	1,300	1,300	1,300	1,300	1,300
731311 Oil Grease and Solvents	28,470	29,000	29,000	29,000	29,000	29,000	29,000
731339 Periodicals Books Publ Sub	1,346	0	0	0	0	0	0
731388 Printing	0	500	500	500	500	500	500
731878 Sublet Repairs	72,634	80,000	80,000	161,600	80,000	80,000	80,000
731920 Tool Allowance	2,000	3,150	3,150	3,150	3,150	3,150	3,150
731934 Towing and Storage Fees	250	662	662	662	662	662	662
731941 Training	0	1,000	1,000	1,000	1,000	1,000	1,000
732018 Travel and Conference	4,983	7,500	7,500	2,000	7,500	7,500	7,500
	1,053,081	1,123,995	1,123,995	1,298,995	1,164,584	1,164,584	1,164,584
<u>Commodities</u>							
750063 Custodial Supplies	4,243	3,000	3,000	3,000	3,000	3,000	3,000
750119 Dry Goods and Clothing	598	1,900	1,900	1,900	1,900	1,900	1,900
750140 Employee Footwear	212	0	0	0	0	0	0
750154 Expendable Equipment	244,398	122,500	122,500	366,000	198,000	126,000	126,000
750210 Gasoline Charges	2,665,246	2,548,537	2,565,555	2,697,255	2,605,828	2,605,828	2,605,828
750392 Metered Postage	612	700	700	700	700	700	700
750399 Office Supplies	1,900	2,122	2,122	2,122	2,122	2,122	2,122
750413 Parts and Accessories	417,784	439,321	439,321	499,321	434,455	434,455	434,455
750497 Shop Supplies	43,953	40,000	40,000	53,200	40,000	40,000	40,000
750553 Tires and Tubes	195,659	170,000	170,000	188,300	170,000	170,000	170,000
	3,574,603	3,328,080	3,345,098	3,811,798	3,456,005	3,384,005	3,384,005
<u>Depreciation</u>							
761121 Depreciation Equipment	0	0	0	700	0	0	0
761156 Depreciation Vehicles	1,776,544	1,716,571	1,734,954	1,942,054	1,879,297	2,043,397	2,214,397
	1,776,544	1,716,571	1,734,954	1,942,754	1,879,297	2,043,397	2,214,397
Operating Expenses	6,404,229	6,168,646	6,204,047	7,053,547	6,499,886	6,591,986	6,762,986
<u>Internal Support</u>							
<u>Internal Services</u>							
770631 Bldg Space Cost Allocation	122,165	141,559	141,559	141,559	116,883	138,959	139,546
770667 Convenience Copier	933	1,220	1,220	1,220	0	0	0

Fund:	66100 - Motor Pool	OAKLAND COUNTY, MICHIGAN					
		FY2015 AND FY2016 AND FY2017 Adopted Budget					

Account Number/Description	FY 2013 Actual	FY 2014			FY 2015 Adopted	FY 2016 Adopted	FY 2017 Adopted
		Adopted Budget	Amended Budget As Of 6/30	Estimated Actual			
773630 Info Tech Development	0	18,393	18,393	18,393	18,393	18,393	18,393
774636 Info Tech Operations	38,148	35,619	35,619	35,619	37,440	37,440	37,440
774677 Insurance Fund	165,142	165,358	165,358	165,358	165,246	165,747	165,690
775754 Maintenance Department Charges	153	500	500	500	500	500	500
777560 Radio Communications	1,921	1,828	1,828	1,828	2,318	2,318	2,318
778675 Telephone Communications	4,568	4,945	4,945	4,945	5,295	5,295	5,295
	333,030	369,422	369,422	369,422	346,075	368,652	369,182
Internal Support							
Transfers/Other Sources (Uses)							
Transfers Out							
788001 Transfers Out	1,274,544	0	0	0	0	0	0
	1,274,544	0	0	0	0	0	0
Transfers/Other Sources (Uses)	1,274,544	0	0	0	0	0	0
Grand Total Expenditures	9,239,033	7,837,399	7,891,789	8,673,389	8,146,371	8,297,676	8,502,880

		2011	2012	2013	2014	2015	2016	2017
		Rates	Rates	Rates	Rates	Rates	Rates	Rates
Lease Rate 2008 model & older	Lease Rate Per Mile (1,000 mile min)							
	Intermediate (000)	0.38	0.38	0.38	0.38	0.38	0.38	0.38
	Patrol Tahoe (100)	0.49	0.49	0.49	0.49	0.49	0.49	0.49
	Patrol Cars (200 & 300)	0.43	0.43	0.43	0.43	0.43	0.43	0.43
	Full size (400)	0.39	0.39	0.39	0.39	0.39	0.39	0.39
	Suburban/Tahoe/Yukon (500)	0.43	0.43	0.43	0.43	0.43	0.43	0.43
	Pick ups (600)	0.38	0.38	0.38	0.38	0.38	0.38	0.38
	Vans (700)	0.41	0.41	0.41	0.41	0.41	0.41	0.41
	Special Rate (800)							
Lease Rate 2009 Model & Newer	Maintenance Rate Per Mile	0.30	0.30	0.30	0.20	0.20	0.20	0.20
	Liability Insurance (adjusts annually)							
	Flat Monthly Rate	\$ 55.45	\$ 33.14	\$ 35.69	\$ 39.43	\$ 43.25	\$ 43.25	\$ 43.25
Depreciation Schedule	Intermediate (000)	60 Months	60 Months	60 Months	60 Months	60 Months	60 Months	60 Months
	Patrol Tahoe (100)	30 Months	30 Months	30 Months	30 Months	30 Months	30 Months	30 Months
	Patrol Cars (200 & 300)	30 Months	30 Months	30 Months	30 Months	30 Months	30 Months	30 Months
	Full size (400)	60 Months	60 Months	60 Months	60 Months	60 Months	60 Months	60 Months
	Suburban/Tahoe/Yukon (500)	60 Months	60 Months	60 Months	60 Months	60 Months	60 Months	60 Months
	Pick ups (600)	60 Months	60 Months	60 Months	60 Months	60 Months	60 Months	60 Months
	Vans (700)	60 Months	60 Months	60 Months	60 Months	60 Months	60 Months	60 Months
	Sheriff Used	36 Months	36 Months	36 Months	36 Months	36 Months	36 Months	36 Months
Loaner Vehicle Daily Rental	Intermediate (000)	21.00	21.00	21.00	21.00	21.00	21.00	21.00
	Pick ups (600)	23.00	23.00	23.00	23.00	23.00	23.00	23.00
	Vans (700)	20.50	20.50	20.50	20.50	20.50	20.50	20.50
Equipment Installation	Performed on time & material basis							
	Digital Radio	\$256	\$256	\$256	\$256	\$256	\$256	\$256
	MDC	\$351	\$351	\$351	\$351	\$351	\$351	\$351
	Scanner	\$69	\$69	\$69	\$69	\$69	\$69	\$69
	Camera	\$237	\$237	\$237	\$237	\$237	\$237	\$237
Equipment Strip	Performed on time & material basis							
	Digital Radio	\$96	\$96	\$96	\$96	\$96	\$96	\$96
	MDC	\$106	\$106	\$106	\$106	\$106	\$106	\$106
	Scanner	\$70	\$70	\$70	\$70	\$70	\$70	\$70
	Camera	\$89	\$89	\$89	\$89	\$89	\$89	\$89
Garage Services	Productive Labor (per hour)	\$65.11	\$65.11	\$65.11	\$65.11	\$65.11	\$65.11	\$65.11
	Gasoline	.10 gallon	.10 gallon	.10 gallon	.10 gallon	.10 gallon	.10 gallon	.10 gallon
	Parts & Accessories	25%	25%	25%	25%	25%	25%	25%
	Tires & Tubes	25%	25%	25%	25%	25%	25%	25%

**OAKLAND COUNTY VEHICLE OPERATIONS
FIVE YEAR CAPITAL REPLACEMENT PLAN**

Passenger cars,trucks,vans replaced at 99,000 miles, Patrol Cars 99,000 miles, Patrol Tahoe 120,000 miles

	Acq Cost	FY2015 Qty	FY2015 Cost	FY2016 Qty	FY2016 Cost	FY2017 Qty	FY2017 Cost	FY2018 Qty	FY2018 Cost	FY2019 Qty	FY2019 Cost
Intermediate (000)	\$ 19,000	18	\$ 342,000	15	\$ 285,000	9	\$ 171,000	7	\$ 133,000	7	\$ 133,000
Patrol Tahoe (100)	\$ 34,500	11	\$ 379,500	8	\$ 276,000	4	\$ 138,000	6	\$ 207,000	5	\$ 172,500
Patrol Tahoe 2wd	\$ 31,300	4	\$ 125,200	2	\$ 62,600	1	\$ 31,300	2	\$ 62,600	2	\$ 62,600
Patrol Impala (300)	\$ 21,000	37	\$ 777,000	37	\$ 777,000	37	\$ 777,000	37	\$ 777,000	37	\$ 777,000
Full Size (400)	\$ 28,000	0	\$ -	0	\$ -	0	\$ -	0	\$ -	0	\$ -
Suburban/Tahoe/Yukon (500)	\$ 34,000	0	\$ -	0	\$ -	0	\$ -	0	\$ -	0	\$ -
Pick Ups (600)	\$ 24,000	26	\$ 624,000	20	\$ 480,000	10	\$ 240,000	9	\$ 216,000	8	\$ 192,000
Vans/SUV (700)	\$ 23,100	15	\$ 346,500	13	\$ 300,300	10	\$ 231,000	12	\$ 277,200	8	\$ 184,800
Used Vehicles	\$ 18,000	11	\$ 198,000	7	\$ 126,000	7	\$ 126,000	5	\$ 90,000	7	\$ 126,000
Parks Topkick			\$ 60,000								
Total		122	\$ 2,852,200	102	\$ 2,306,900	78	\$ 1,714,300	78	\$ 1,762,800	74	\$ 1,647,900
Utility Bodies	\$5,550	14	\$77,700	7	\$38,850	6	\$33,300	1	\$5,550	1	\$5,550
Utility Bodies	\$5,500	5	\$27,500								
Roll Top Covers	\$3,000	2	\$6,000								
Canopy Covers	\$1,000	10	\$10,000								
Snow Plows	\$5,000	10	\$50,000								
			\$ 3,023,400		\$ 2,345,750		\$ 1,747,600		\$ 1,768,350		\$ 1,653,450
2015 Shop Equipment											
Chrysler Scan Tools	\$10,000										
Total	\$10,000										

five year plan15

CAPITAL BUDGET PLAN FOR MOTORPOOL FUND 66100

ASSET CATEGORY	TOTAL ASSETS	ACCUMULATED DEPRECIATION THRU 04/30/14	SALVAGE VALUE	BOOK VALUE AS OF 04/30/14	CAPITAL ADDITIONS	REMAINING 2014	DEPRECIATION						TOTAL	
							2015	2016	2017	2018	2019	FUTURE		
Vehicles	4,751,624	3,838,390	911,803	913,234		1,431	-	-	-	-	-	-	4,751,624	
Patrol Vehicles	157,215	125,772	31,443	31,443			-	-	-	-	-	-	157,215	
Patrol Vehicles - 24 mths	343,781	275,025	68,756	68,756			-	-	-	-	-	-	343,781	
Vehicles - \$50K+	170,683	65,097	-	105,586		8,890	21,335	21,335	21,335	21,335	11,356	-	170,683	
Light Duty Vehicles	49,770	9,237	-	40,533		3,025	7,260	7,260	7,260	7,260	7,260	1,208	49,770	
Vehicles - No Salvage Value	4,921,980	2,277,310	-	2,644,670		395,741	840,944	683,098	486,063	214,492	24,332	-	4,921,980	
Patrol Veh.- 30 mths No Salvage Value	4,539,193	3,362,949	-	1,176,244		346,804	614,064	215,376	-	-	-	-	4,539,193	
TOTAL ASSETS	14,934,246	9,953,780	1,012,002	4,980,466	-	755,891	1,483,603	927,069	514,658	243,087	42,948	1,208	14,934,246	
FISCAL														
YR	CAPITAL ACQUISITION													
2015	Vehicles	-				1,483,700	148,370	296,740	296,740	296,740	296,740	148,370	1,483,700	
2015	Patrol Vehicles	-				1,281,700	256,340	512,680	512,680	-	-	-	1,281,700	
2015	Parks Topkick	-				60,000	3,750	7,500	7,500	7,500	7,500	26,250	60,000	
2016	Vehicles	-				1,104,150		110,415	220,830	220,830	220,830	331,245	1,104,150	
2016	Patrol Vehicles	-				1,115,600		223,120	446,240	446,240	-	-	1,115,600	
2017	Vehicles	-				675,300			67,530	135,060	135,060	337,650	675,300	
2017	Patrol Vehicles	-				946,300			189,260	378,520	378,520	-	946,300	
2018	Vehicles	-				631,750				63,175	126,350	442,225	631,750	
2018	Patrol Vehicles	-				1,046,600				209,320	418,640	418,640	1,046,600	
2019	Vehicles	-				515,350					51,535	463,815	515,350	
2019	Patrol Vehicles	-				1,012,100					202,420	809,680	1,012,100	
TOTAL CAPITAL ACQUISITION		-	-	-	9,872,550	-	408,460	1,150,455	1,740,780	1,757,385	1,837,595	2,977,875	9,872,550	
GRAND TOTAL		14,934,246	9,953,780	1,012,002	4,980,466	9,872,550	755,891	1,892,063	2,077,524	2,255,438	2,000,472	1,880,543	2,979,083	24,806,796

Fund:	67500 - Telephone Communications	OAKLAND COUNTY, MICHIGAN					
		FY2015 AND FY2016 AND FY2017 Adopted Budget					

Account Number/Description	FY 2013 Actual	FY 2014			FY 2015 Adopted	FY 2016 Adopted	FY 2017 Adopted
		Adopted Budget	Amended Budget As Of 6/30	Estimated Actual			

Revenues

<u>Revenue</u>							
<u>Charges for Services</u>							
631071	Leased Equipment	6,488	14,000	14,000	4,499	14,000	14,000
632009	Sale of Phone Service Internal	2,682,418	2,800,000	2,802,400	2,063,311	2,814,952	2,814,952
		<u>2,688,906</u>	<u>2,814,000</u>	<u>2,816,400</u>	<u>2,067,810</u>	<u>2,828,952</u>	<u>2,828,952</u>
<u>Ext ISF Charges for Services</u>							
635746	Ext-Sale of Phone Services Rev	11,240	30,000	30,000	7,323	30,000	30,000
		<u>11,240</u>	<u>30,000</u>	<u>30,000</u>	<u>7,323</u>	<u>30,000</u>	<u>30,000</u>
<u>Investment Income</u>							
655077	Accrued Interest Adjustments	(1,537)	0	0	(809)	0	0
655385	Income from Investments	29,435	30,000	30,000	50,759	30,000	30,000
		<u>27,898</u>	<u>30,000</u>	<u>30,000</u>	<u>49,950</u>	<u>30,000</u>	<u>30,000</u>
<u>Planned Use of Fund Balance</u>							
665882	Planned Use of Balance	0	425,915	425,915	0	418,486	426,311
		<u>0</u>	<u>425,915</u>	<u>425,915</u>	<u>0</u>	<u>418,486</u>	<u>426,311</u>
<u>Other Revenues</u>							
670627	Sale of Equipment	350	0	0	0	0	0
		<u>350</u>	<u>0</u>	<u>0</u>	<u>0</u>	<u>0</u>	<u>0</u>
Revenue		<u>2,728,394</u>	<u>3,299,915</u>	<u>3,302,315</u>	<u>2,125,083</u>	<u>3,307,438</u>	<u>3,315,263</u>
<u>Other Financing Sources</u>							
<u>Transfers In</u>							
695500	Transfers In	3,544	0	0	0	0	0
		<u>3,544</u>	<u>0</u>	<u>0</u>	<u>0</u>	<u>0</u>	<u>0</u>
Other Financing Sources		<u>3,544</u>	<u>0</u>	<u>0</u>	<u>0</u>	<u>0</u>	<u>0</u>
Grand Total Revenues		<u>2,731,938</u>	<u>3,299,915</u>	<u>3,302,315</u>	<u>2,125,083</u>	<u>3,307,438</u>	<u>3,318,356</u>

Expenditures

<u>Personnel</u>							
<u>Salaries</u>							
702010	Salaries Regular	161,548	199,256	199,256	131,865	215,061	221,556
702030	Holiday	8,569	0	0	7,664	0	0
702050	Annual Leave	14,385	0	0	6,645	0	0
702080	Sick Leave	2,739	0	0	2,488	0	0
702100	Retroactive	874	0	0	0	0	0

Fund:	67500 - Telephone Communications	OAKLAND COUNTY, MICHIGAN					
		FY2015 AND FY2016 AND FY2017 Adopted Budget					

Account Number/Description	FY 2013 Actual	FY 2014			FY 2015 Adopted	FY 2016 Adopted	FY 2017 Adopted
		Adopted Budget	Amended Budget As Of 6/30	Estimated Actual			
702140 Other Miscellaneous Salaries	1,500	0	0	0	0	0	0
702200 Death Leave	0	0	0	780	0	0	0
712020 Overtime	702	1,000	1,000	0	1,000	1,000	1,000
	190,316	200,256	200,256	149,442	216,061	220,362	222,556
<u>Fringe Benefits</u>							
722750 Workers Compensation	423	421	421	335	482	482	482
722760 Group Life	576	577	577	459	662	662	662
722770 Retirement	70,482	68,357	68,357	53,321	62,282	62,282	62,282
722780 Hospitalization	47,086	50,619	50,619	34,350	47,472	47,472	47,472
722790 Social Security	14,124	14,378	14,378	11,128	16,452	16,452	16,452
722800 Dental	3,296	3,554	3,554	2,603	3,772	3,772	3,772
722810 Disability	2,711	2,721	2,721	2,164	3,114	3,114	3,114
722820 Unemployment Insurance	696	601	601	478	688	688	688
722850 Optical	357	384	384	281	409	409	409
722900 Fringe Benefit Adjustments	0	5,154	5,154	0	354	2,027	2,880
	139,751	146,766	146,766	105,119	135,687	137,360	138,213
Personnel	330,067	347,022	347,022	254,561	351,748	357,722	360,769
<u>Operating Expenses</u>							
<u>Contractual Services</u>							
730324 Communications	1,053,389	1,214,000	1,216,400	882,214	1,228,952	1,228,952	1,228,952
730646 Equipment Maintenance	23,979	25,000	25,000	13,041	25,000	25,000	25,000
730926 Indirect Costs	231,606	297,450	297,450	80,347	297,450	297,450	297,450
731157 Maintenance Equipment	221,427	240,000	240,000	165,795	240,000	240,000	240,000
731213 Membership Dues	0	150	150	0	150	150	150
731346 Personal Mileage	0	200	200	0	200	200	200
731458 Professional Services	6,500	8,000	8,000	0	8,000	8,000	8,000
731780 Software Support Maintenance	29,222	57,910	57,910	22,939	57,910	57,910	57,910
731878 Sublet Repairs	7,983	80,000	80,000	5,519	80,000	80,000	80,000
731927 Tower Charges	6,403	14,000	14,000	2,484	14,000	14,000	14,000
732018 Travel and Conference	0	5,000	5,000	0	5,000	5,000	5,000
732095 Voice Mail	12,562	2,000	2,000	9,646	2,000	2,000	2,000
	1,593,070	1,943,710	1,946,110	1,181,985	1,958,662	1,958,662	1,958,662
<u>Commodities</u>							
750154 Expendable Equipment	69,294	175,000	175,000	75,621	175,000	175,000	175,000
750399 Office Supplies	0	111	111	0	111	111	111
750448 Postage-Standard Mailing	0	111	111	0	111	111	111
	69,294	175,222	175,222	75,621	175,222	175,222	175,222

Depreciation

Fund:	67500 - Telephone Communications	OAKLAND COUNTY, MICHIGAN					
		FY2015 AND FY2016 AND FY2017 Adopted Budget					

Account Number/Description	FY 2013 Actual	FY 2014			FY 2015 Adopted	FY 2016 Adopted	FY 2017 Adopted
		Adopted Budget	Amended Budget As Of 6/30	Estimated Actual			
761121 Depreciation Equipment	123,641	336,300	336,300	80,498	336,300	336,300	336,300
	123,641	336,300	336,300	80,498	336,300	336,300	336,300
Operating Expenses	1,786,005	2,455,232	2,457,632	1,338,104	2,470,184	2,470,184	2,470,184
Internal Support							
Internal Services							
770631 Bldg Space Cost Allocation	12,284	12,124	12,124	9,093	9,264	11,014	11,060
774636 Info Tech Operations	504,988	479,346	479,346	378,174	469,744	469,744	469,744
774677 Insurance Fund	219	219	219	164	219	219	219
775754 Maintenance Department Charges	0	1,000	1,000	0	1,000	1,000	1,000
776659 Motor Pool Fuel Charges	810	703	703	638	803	904	904
776661 Motor Pool	4,466	4,269	4,269	3,690	4,476	4,476	4,476
	522,766	497,661	497,661	391,759	485,506	487,357	487,403
Internal Support	522,766	497,661	497,661	391,759	485,506	487,357	487,403
Grand Total Expenditures	2,638,838	3,299,915	3,302,315	1,984,424	3,307,438	3,315,263	3,318,356

CAPITAL BUDGET PLAN FOR TELEPHONE COMMUNICATIONS FUND 67500

<u>Asset Category</u>	<u>Cost</u> 3/31/2014	<u>Accumulated</u> <u>Depreciation</u>	<u>Net Book</u> <u>Value</u> 3/31/2014	<u>Capital</u> <u>Additions</u> FY2015	<u>Projected Depreciation</u>			
					<u>Remaining</u> FY 2014	<u>FY 2015</u>	<u>FY 2016</u>	<u>FY 2017</u>
Equipment > \$5,000	\$ 3,891,675	\$ 3,817,427	\$ 74,248	\$ 1,815,000	\$ 20,758	\$ 391,828	\$ 364,051	\$ 364,051
Software	947,284	750,286	196,998	-	31,105	62,210	62,210	10,368
	\$ 4,838,959	\$ 4,567,713	\$ 271,246	\$ 1,815,000	\$ 51,863	\$ 454,038	\$ 426,261	\$ 374,419

<u>Capital Program</u>	<u>Projected Capital Acquisitions</u>			
	<u>Remaining</u> <u>FY 2014</u>	<u>FY 2015</u>	<u>FY 2016</u>	<u>FY 2017</u>
PBX Replacement	\$ -	\$ 700,000	\$ -	\$ -
County Voice Systems Replacement	\$ -	\$ 940,000	\$ -	\$ -
Public Safety Voice Replacement	\$ -	\$ 175,000	\$ -	\$ -

Useful life of assets:

Technology equipment (over \$5,000)	3 years
Equipment over \$50,000	5 years
Intangible assets such as software	3 - 15 years
SL-100	10 years
PBX Cable, Fiber, & Installations	15 years

APPENDIX

OAKLAND COUNTY
2015-2017 TRIENNIAL BUDGET
COUNTY SHARE OF CURRENT INDEBTEDNESS PAYMENTS
PERIOD ENDING: September 30, 2014

DEBT TYPE	YEAR 2015			YEAR 2016			YEAR 2017		
	PRINCIPAL	INTEREST	TOTAL	PRINCIPAL	INTEREST	TOTAL	PRINCIPAL	INTEREST	TOTAL
Sewage Bonds - LIMITED UNTAXED									
Evergreen-Farmington SDS, series 2010	145,000.00	219,092.50	364,092.50	150,000.00	213,440.00	363,440.00	155,000.00	206,803.75	361,803.75
Total	145,000.00	219,092.50	364,092.50	150,000.00	213,440.00	363,440.00	155,000.00	206,803.75	361,803.75

DRAINS BONDS - LIMITED UNTAXED									
Korzon D.D., Series 1994N	4,838.40	684.29	5,522.69	5,529.60	364.95	5,894.55	-	-	0.00
Franklin Subwatershed, Series 2005H	35,625.81	19,431.65	55,057.46	37,852.43	18,071.75	55,924.18	40,079.04	16,560.44	56,639.48
Franklin Subwatershed, Series 2006C	11,774.00	7,336.31	19,110.31	11,774.00	6,874.18	18,648.18	13,245.75	6,373.78	19,619.53
Franklin Subwatershed, Series 2008A	8,830.50	6,104.08	14,934.58	10,302.25	5,491.47	15,793.72	10,302.25	4,796.07	15,098.32
Donohue D.D., Series 2010A	3,752.00	3,278.04	7,030.04	4,288.00	3,158.65	7,446.65	4,288.00	3,013.93	7,301.93
Total	64,820.71	36,834.37	101,655.08	69,746.28	33,961.00	103,707.28	67,915.04	30,744.22	98,659.26

REFUNDING DRAIN BONDS - LIMITED UNTAXED									
Bldg. Vill. CSO D.D. Ref., Ser. 2001-E	40,767.50	2,589.62	43,357.12	14,180.00	673.55	14,853.55	0.00	0.00	0.00
Robert A. Reid D.D. Ref., Ser. 2005	151,956.00	16,956.70	168,912.70	187,600.00	10,543.12	198,143.12	180,096.00	3,489.36	183,585.36
George Kuhn Series 2007	13,734.42	6,025.98	19,760.40	14,436.75	5,427.34	19,864.09	15,139.08	4,798.85	19,937.93
B'ham CSO D. D. Ref., Ser. 2008B	899.00	69.60	968.60	841.00	33.64	874.64	0.00	0.00	0.00
Bldg. Vill. CSO D.D. Ref., Ser. 2009	122,302.50	6,168.30	128,470.80	83,307.50	2,499.22	85,806.72	0.00	0.00	0.00
B'ham CSO D.D. Ref. Ser., 2009	2,291.00	109.18	2,400.18	1,348.50	40.45	1,388.95	0.00	0.00	0.00
Jacobs D.D. Ref. Ser. 2013A	135,000.00	35,193.76	170,193.76	135,000.00	32,493.76	167,493.76	155,000.00	29,593.76	184,593.76
Total	466,950.42	67,113.14	534,063.56	436,713.75	51,711.08	488,424.83	350,235.08	37,881.97	388,117.05

DRAIN BONDS - LIMITED TAXABLE									
Bloomfield Twp. CSO D.D. Federal Taxable	25,610.20	35,568.49	61,178.69	25,610.20	34,761.77	60,371.97	26,774.30	33,811.29	60,585.59
Oakland-Macomb Interceptor D.D. Fed. Taxable	121,250.00	145,935.29	267,185.29	126,100.00	141,479.35	267,579.35	130,950.00	136,561.45	267,511.45
Total	146,860.20	181,503.78	328,363.98	151,710.20	176,241.12	327,951.32	157,724.30	170,372.74	328,097.04

MICHIGAN BOND AUTHORITY DRAIN BONDS									
Birmingham CSO D.D., Series 1994P	739.50	29.87	769.37	754.00	15.08	769.08	-	-	0.00
Bldg. Vill. CSO D.D., Series 1994Q	31,905.00	1,276.20	33,181.20	31,905.00	638.10	32,543.10	-	-	0.00
George Kuhn, Series 2000C	14,670.89	3,025.87	17,696.76	15,061.07	2,654.22	17,715.29	15,451.26	2,272.82	17,724.08
George Kuhn, Series 2001H	64,302.22	17,203.19	81,505.41	65,940.99	15,575.15	81,516.14	67,579.76	13,906.14	81,485.90
George Kuhn, Series 2006E	1,716.81	455.61	2,172.42	1,794.84	411.71	2,206.55	1,794.84	366.84	2,161.68
Oakland-Macomb Interceptor, Series 2010B	531,075.02	271,569.70	802,644.72	545,625.02	258,110.95	803,735.97	560,175.02	244,288.44	804,463.46
Oakland-Macomb Interceptor, Series 2012A	497,125.01	224,676.24	721,801.25	509,250.02	212,096.55	721,346.57	521,375.02	199,213.74	720,588.76
City of Pontiac WWTF D.D., Series 2013C	45,000.00	24,375.00	69,375.00	45,000.00	23,250.00	68,250.00	45,000.00	22,125.00	67,125.00
City of Pontiac WWTF D.D., Series 2013D	85,000.00	38,888.60	123,888.60	90,000.00	36,701.30	126,701.30	90,000.00	34,451.30	124,451.30
City of Pontiac WWTF D.D., Series 2013E	410,000.00	184,350.58	594,350.58	420,000.00	173,975.58	593,975.58	430,000.00	163,350.58	593,350.58
City of Pontiac WWTF D.D., Series 2013F	20,000.00	9,408.38	29,408.38	20,000.00	8,908.38	28,908.38	20,000.00	8,408.38	28,408.38
City of Pontiac WWTF D.D., Series 2013G	380,000.00	212,195.90	592,195.90	390,000.00	202,695.90	592,695.90	395,000.00	192,945.90	587,945.90
Oakland-Macomb Interceptor D. D., Series 2013I	1,299,800.04	216,349.63	1,516,149.67	1,326,475.04	190,353.63	1,516,828.67	1,353,150.04	163,824.13	1,516,974.17
Total	3,381,334.49	1,203,804.77	4,585,139.26	3,461,805.98	1,125,386.55	4,587,192.53	3,499,525.94	1,045,153.27	4,544,679.21

**OAKLAND COUNTY
2015-2017 TRIENNIAL BUDGET
COUNTY SHARE OF CURRENT INDEBTEDNESS PAYMENTS
PERIOD ENDING: September 30, 2014**

DEBT TYPE	YEAR 2015			YEAR 2016			YEAR 2017		
	PRINCIPAL	INTEREST	TOTAL	PRINCIPAL	INTEREST	TOTAL	PRINCIPAL	INTEREST	TOTAL
MICHIGAN BOND AUTHORITY SEWAGE DISPOSAL									
EFSDS 8 Mile Pumping Station, Series 2012H	100,000.00	53,684.60	153,684.60	100,000.00	51,184.60	151,184.60	105,000.00	48,684.70	153,684.70
EFSDS Middlebelt Transport, Series 2014D	-	-	0.00	-	-	0.00	1,326,377.00	-	1,326,377.00
Total	100,000.00	53,684.60	153,684.60	100,000.00	51,184.60	151,184.60	1,431,377.00	48,684.70	1,480,061.70
BUILDING AUTHORITY BONDS - LIMITED UNTAXED									
Oakland Int'l Airport Terminal, Series 2010	250,000.00	246,312.50	496,312.50	250,000.00	238,187.50	488,187.50	250,000.00	229,750.00	479,750.00
CMHA Project, Series 2012J	575,000.00	402,750.00	977,750.00	600,000.00	385,500.00	985,500.00	600,000.00	367,500.00	967,500.00
Facilities and IT Capital, Series 2012K	1,825,000.00	476,250.00	2,301,250.00	1,850,000.00	421,500.00	2,271,500.00	1,900,000.00	366,000.00	2,266,000.00
Total	2,650,000.00	1,125,312.50	3,775,312.50	2,700,000.00	1,045,187.50	3,745,187.50	2,750,000.00	963,250.00	3,713,250.00
REFUNDING BUILDING AUTHORITY BONDS - LIMITED UNTAXED									
CMHA Project Ref., Series 2014B	250,000.00	93,320.83	343,320.83	250,000.00	80,950.00	330,950.00	245,000.00	74,775.00	319,775.00
Rochester District Court Ref., Series 2010	900,000.00	423,000.00	1,323,000.00	950,000.00	378,000.00	1,328,000.00	980,000.00	330,500.00	1,310,500.00
Work Release Facility, 2011B	1,195,000.00	412,050.00	1,607,050.00	1,220,000.00	376,200.00	1,596,200.00	1,255,000.00	327,400.00	1,582,400.00
Office Bld Purchase & Renovation, Series 2011C	1,030,000.00	360,006.26	1,390,006.26	1,040,000.00	329,106.26	1,369,106.26	1,080,000.00	297,906.26	1,377,906.26
Building Authority Ref. Bonds, Series 2012D	1,035,000.00	194,612.50	1,229,612.50	1,085,000.00	173,912.50	1,258,912.50	1,095,000.00	152,212.50	1,247,212.50
Total	4,410,000.00	1,482,989.59	5,892,989.59	4,545,000.00	1,338,168.76	5,883,168.76	4,655,000.00	1,182,793.76	5,837,793.76
DELINQUENT TAX NOTES - LIMITED TAXABLE									
Delinquent Tax Notes, Series 2014*	12,625,000.00	11,755.90	12,636,755.90	-	-	-	-	-	-
Total	12,625,000.00	11,755.90	12,636,755.90	0.00	0.00	0.00	0.00	0.00	0.00
*Estimated interest rate due to variable rate on bonds									
GOLT RETIREES HEALTH CARE BONDS - LIMITED TAXABLE									
Retirees Healthcare Ref., Series 2013A	21,410,000.00	11,051,679.00	32,461,679.00	22,200,000.00	10,262,338.00	32,462,338.00	23,020,000.00	9,443,856.00	32,463,856.00
Retirees Healthcare, Series 2013B	-	1,536,800.00	1,536,800.00	-	1,536,800.00	1,536,800.00	-	1,536,800.00	1,536,800.00
Total	21,410,000.00	12,588,479.00	33,998,479.00	22,200,000.00	11,799,138.00	33,999,138.00	23,020,000.00	10,980,656.00	34,000,656.00
Grand Total	45,399,965.82	16,970,570.15	62,370,535.97	33,814,976.21	15,834,418.61	49,649,394.82	36,086,777.36	14,666,340.41	50,753,117.77

Statutory Limit - 10% of Current State Equalized Value
Less: Outstanding Debt Credit (9-30-2014)
Available Balance

\$ 5,508,460,729.30
732,357,739.00
\$ 4,776,102,990.30

Oakland County, Michigan
 FY 2015 through FY 2017
 BUILDING AUTHORITY BOND AND INTEREST REDEMPTION FUNDS

<u>Rochester Hills Sheriff Substation #31420</u>	<u>FY 2012 Actual</u>	<u>FY 2013 Actual</u>	<u>FY 2014 Est. Actual</u>	<u>FY 2015 Adopted Budget</u>	<u>FY 2016 Adopted Budget</u>	<u>FY 2017 Adopted Budget</u>
Fund Balance - October 1	\$ 1,936	\$ -	\$ -	\$ -	\$ -	\$ -
Revenue:						
Transfers from Municipalities	357,243	-	-	-	-	-
Issuance of Refunding Bonds	2,260,000	-	-	-	-	-
Premium on Bonds Sold	36,146	-	-	-	-	-
Interest Income	342	-	-	-	-	-
Total Revenue	<u>2,653,731</u>	<u>-</u>	<u>-</u>	<u>-</u>	<u>-</u>	<u>-</u>
Expenditures:						
Principal Payments	250,000	-	-	-	-	-
Payment to Bond Escrow Agent	2,280,000	-	-	-	-	-
Bond Issuance Cost	16,146	-	-	-	-	-
Interest Payments	107,556	-	-	-	-	-
Paying Agent Fees	275	-	-	-	-	-
Adj Prior Years Revenue	-	-	-	-	-	-
Transfer Out	1,690	-	-	-	-	-
Total Expenditures	<u>2,655,667</u>	<u>-</u>	<u>-</u>	<u>-</u>	<u>-</u>	<u>-</u>
Incr/(Decr) Fund Balance	(1,936)	-	-	-	-	-
Fund Balance - September 30	<u>\$ -</u>	<u>\$ -</u>	<u>\$ -</u>	<u>\$ -</u>	<u>\$ -</u>	<u>\$ -</u>

<u>New Office Building Renovation #31415</u> (Series 2003 & 2004A - 2004A ref in 2011)	<u>FY 2012 Actual</u>	<u>FY 2013 Actual</u>	<u>FY 2014 Est. Actual</u>	<u>FY 2015 Adopted Budget</u>	<u>FY 2016 Adopted Budget</u>	<u>FY 2017 Adopted Budget</u>
Fund Balance - October 1	\$ 279	\$ 4	\$ -	\$ -	\$ -	\$ -
Revenue:						
Transfers In	574,576	-	-	-	-	-
Issuance of Refunding Bonds	4,800,000	-	-	-	-	-
Premium of Refunding Bonds	76,764	-	-	-	-	-
Interest Income	-	-	-	-	-	-
Total Revenue	<u>5,451,340</u>	<u>-</u>	<u>-</u>	<u>-</u>	<u>-</u>	<u>-</u>
Expenditures:						
Principal Payments	350,000	-	-	-	-	-
Payment to Bond Escrow Agent	4,835,000	-	-	-	-	-
Bond Issuance Cost	41,764	-	-	-	-	-
Interest Payments	224,576	-	-	-	-	-
Paying Agent Fees	275	-	-	-	-	-
Transfer Out	-	4	-	-	-	-
Total Expenditures	<u>5,451,615</u>	<u>4</u>	<u>-</u>	<u>-</u>	<u>-</u>	<u>-</u>
Incr/(Decr) Fund Balance	(275)	(4)	-	-	-	-
Fund Balance - September 30	<u>\$ 4</u>	<u>\$ -</u>	<u>\$ -</u>	<u>\$ -</u>	<u>\$ -</u>	<u>\$ -</u>

Oakland County, Michigan
 FY 2015 through FY 2017
 BUILDING AUTHORITY BOND AND INTEREST REDEMPTION FUNDS

<u>Airport T-Hangar #31417</u>	<u>FY 2012 Actual</u>	<u>FY 2013 Actual</u>	<u>FY 2014 Est. Actual</u>	<u>FY 2015 Adopted Budget</u>	<u>FY 2016 Adopted Budget</u>	<u>FY 2017 Adopted Budget</u>
Fund Balance - October 1	\$ 1,102	\$ 1,247	\$ -	\$ -	\$ -	\$ -
Revenue:						
Transfers In	495,151	-	-	-	-	-
Issuance of Refunding Bonds	4,585,000	-	-	-	-	-
Premium of Refunding Bonds	73,410	-	-	-	-	-
Interest Income	259	-	-	-	-	-
Total Revenue	<u>5,153,820</u>	<u>-</u>	<u>-</u>	<u>-</u>	<u>-</u>	<u>-</u>
Expenditures:						
Principal Payments	290,000	-	-	-	-	-
Payment to Bond Escrow Agent	4,620,000	-	-	-	-	-
Bond Issuance Cost	38,410	-	-	-	-	-
Interest Payments	205,265	-	-	-	-	-
Paying Agent Fees	-	-	-	-	-	-
Adj Prior Years Revenue	-	918	-	-	-	-
Transfer Out	-	329	-	-	-	-
Total Expenditures	<u>5,153,675</u>	<u>1,247</u>	<u>-</u>	<u>-</u>	<u>-</u>	<u>-</u>
Incr/(Decr) Fund Balance	145	(1,247)	-	-	-	-
Fund Balance - September 30	<u>\$ 1,247</u>	<u>\$ -</u>	<u>\$ -</u>	<u>\$ -</u>	<u>\$ -</u>	<u>\$ -</u>

<u>Pontiac Phoenix Center #31440</u>	<u>FY 2012 Actual</u>	<u>FY 2013 Actual</u>	<u>FY 2014 Est. Actual</u>	<u>FY 2015 Adopted Budget</u>	<u>FY 2016 Adopted Budget</u>	<u>FY 2017 Adopted Budget</u>
Fund Balance - October 1	\$ 1,001	\$ (560)	\$ -	\$ -	\$ -	\$ -
Revenue:						
Transfers from Municipalities	929,256	9,633,363	-	-	-	-
Interest Income	(930)	1,125	-	-	-	-
Total Revenue	<u>928,326</u>	<u>9,634,488</u>	<u>-</u>	<u>-</u>	<u>-</u>	<u>-</u>
Expenditures:						
Principal Payments	425,000	9,150,000	-	-	-	-
Payment to Bond Escrow Agent	-	-	-	-	-	-
Interest Payments	504,612	483,362	-	-	-	-
Paying Agent Fees	275	-	-	-	-	-
Transfer Out	-	566	-	-	-	-
Total Expenditures	<u>929,887</u>	<u>9,633,928</u>	<u>-</u>	<u>-</u>	<u>-</u>	<u>-</u>
Incr/(Decr) Fund Balance	(1,561)	560	-	-	-	-
Fund Balance - September 30	<u>\$ (560)</u>	<u>\$ -</u>	<u>\$ -</u>	<u>\$ -</u>	<u>\$ -</u>	<u>\$ -</u>

Oakland County, Michigan
FY 2015 through FY 2017
BUILDING AUTHORITY BOND AND INTEREST REDEMPTION FUNDS

<u>Pontiac Phoenix Ctr Refunding #31441</u>	<u>FY 2012</u>	<u>FY 2013</u>	<u>FY 2014</u>	<u>FY 2015</u>	<u>FY 2016</u>	<u>FY 2017</u>
	<u>Actual</u>	<u>Actual</u>	<u>Est. Actual</u>	<u>Adopted Budget</u>	<u>Adopted Budget</u>	<u>Adopted Budget</u>
Fund Balance - October 1	\$ 600	\$ 123	\$ -	\$ -	\$ -	\$ -
Revenue:						
Transfers from Municipalities	386,338	8,105,276	-	-	-	-
Transfers In		565	-	-	-	-
Interest Income	(240)	(137)	-	-	-	-
Total Revenue	<u>386,098</u>	<u>8,105,704</u>	<u>-</u>	<u>-</u>	<u>-</u>	<u>-</u>
Expenditures:						
Principal Payments	50,000	7,760,000	-	-	-	-
Bond Issuance Cost		10,900	-	-	-	-
Payment to Bond Escrow Agent	-	-	-	-	-	-
Transfers to Municipalities		434	-	-	-	-
Interest Payments	336,300	334,218	-	-	-	-
Paying Agent Fees	275	275	-	-	-	-
Total Expenditures	<u>386,575</u>	<u>8,105,827</u>	<u>-</u>	<u>-</u>	<u>-</u>	<u>-</u>
Incr/(Decr) Fund Balance	(477)	(123)	-	-	-	-
Fund Balance - September 30	<u>\$ 123</u>	<u>\$ -</u>	<u>\$ -</u>	<u>\$ -</u>	<u>\$ -</u>	<u>\$ -</u>

<u>CMHA Housing Project #31418</u>	<u>FY 2012</u>	<u>FY 2013</u>	<u>FY 2014</u>	<u>FY 2015</u>	<u>FY 2016</u>	<u>FY 2017</u>
	<u>Actual</u>	<u>Actual</u>	<u>Est. Actual</u>	<u>Adopted Budget</u>	<u>Adopted Budget</u>	<u>Adopted Budget</u>
Fund Balance - October 1	\$ 1,281	\$ 1,278	\$ 1,339	\$ 2,739	\$ -	\$ -
Revenue:						
Transfers from Community Mental Health Auth.	378,612	369,737	385,178	-	-	-
Issuance of Refunding Bonds			2,875,000	-	-	-
Premium of Refunding Bonds			206,732	-	-	-
Transfers In	-	-	-	-	-	-
Interest Income	216	155	427	-	-	-
Total Revenue	<u>378,828</u>	<u>369,892</u>	<u>3,467,337</u>	<u>-</u>	<u>-</u>	<u>-</u>
Expenditures:						
Principal Payments	225,000	225,000	250,000	-	-	-
Payment to Bond Escrow Agent			3,025,000	-	-	-
Bond Issuance Cost	-	-	56,732	-	-	-
Interest Payments	153,556	144,556	135,056	-	-	-
Paying Agent Fees	275	275	-	2,739	-	-
Adj Prior Years Revenue	-	-	(1,156)	-	-	-
Transfers Out	-	-	305	-	-	-
Total Expenditures	<u>378,831</u>	<u>369,831</u>	<u>3,465,937</u>	<u>2,739</u>	<u>-</u>	<u>-</u>
Incr/(Decr) Fund Balance	(3)	61	1,400	(2,739)	-	-
Fund Balance - September 30	<u>\$ 1,278</u>	<u>\$ 1,339</u>	<u>\$ 2,739</u>	<u>\$ -</u>	<u>\$ -</u>	<u>\$ -</u>

Oakland County, Michigan
 FY 2015 through FY 2017
 BUILDING AUTHORITY BOND AND INTEREST REDEMPTION FUNDS

<u>Rochester (52-3) Dist Ct Refunding #31549</u>	<u>FY 2012 Actual</u>	<u>FY 2013 Actual</u>	<u>FY 2014 Est. Actual</u>	<u>FY 2015 Adopted Budget</u>	<u>FY 2016 Adopted Budget</u>	<u>FY 2017 Adopted Budget</u>
Fund Balance - October 1	\$ 5	\$ 10	\$ 5	\$ 5	\$ 5	\$ 5
Revenue:						
Transfers In	542,605	1,305,795	1,315,800	1,323,300	1,328,300	1,310,800
Interest Income	-	-	-	-	-	-
Total Revenue	<u>542,605</u>	<u>1,305,795</u>	<u>1,315,800</u>	<u>1,323,300</u>	<u>1,328,300</u>	<u>1,310,800</u>
Expenditures:						
Principal Payments	20,000	800,000	850,000	900,000	950,000	980,000
Payment to Bond Escrow Agent	-	-	-	-	-	-
Interest Payments	522,300	505,500	465,500	423,000	378,000	330,500
Paying Agent Fees	300	300	300	300	300	300
Transfers Out	-	-	-	-	-	-
Total Expenditures	<u>542,600</u>	<u>1,305,800</u>	<u>1,315,800</u>	<u>1,323,300</u>	<u>1,328,300</u>	<u>1,310,800</u>
Incr/(Decr) Fund Balance	<u>5</u>	<u>(5)</u>	<u>-</u>	<u>-</u>	<u>-</u>	<u>-</u>
Fund Balance - September 30	<u>\$ 10</u>	<u>\$ 5</u>	<u>\$ 5</u>	<u>\$ 5</u>	<u>\$ 5</u>	<u>\$ 5</u>

<u>Airport Terminal Building #31422</u>	<u>FY 2012 Actual</u>	<u>FY 2013 Actual</u>	<u>FY 2014 Est. Actual</u>	<u>FY 2015 Adopted Budget</u>	<u>FY 2016 Adopted Budget</u>	<u>FY 2017 Adopted Budget</u>
Fund Balance - October 1	\$ 143	\$ 164	\$ 154	\$ 154	\$ 154	\$ 154
Revenue:						
Transfers In	489,650	510,073	503,988	497,112	488,988	480,550
Interest Income	108	155	-	-	-	-
Total Revenue	<u>489,758</u>	<u>510,228</u>	<u>503,988</u>	<u>497,112</u>	<u>488,988</u>	<u>480,550</u>
Expenditures:						
Principal Payments	225,000	250,000	250,000	250,000	250,000	250,000
Payment to Bond Escrow Agent	-	-	-	-	-	-
Interest Payments	263,937	259,438	253,188	246,312	238,188	229,750
Paying Agent Fees	800	800	800	800	800	800
Total Expenditures	<u>489,737</u>	<u>510,238</u>	<u>503,988</u>	<u>497,112</u>	<u>488,988</u>	<u>480,550</u>
Incr/(Decr) Fund Balance	<u>21</u>	<u>(10)</u>	<u>-</u>	<u>-</u>	<u>-</u>	<u>-</u>
Fund Balance - September 30	<u>\$ 164</u>	<u>\$ 154</u>	<u>\$ 154</u>	<u>\$ 154</u>	<u>\$ 154</u>	<u>\$ 154</u>

Oakland County, Michigan
FY 2015 through FY 2017
BUILDING AUTHORITY BOND AND INTEREST REDEMPTION FUNDS

<u>Keego Harbor #31442</u>	<u>FY 2012</u>	<u>FY 2013</u>	<u>FY 2014</u>	<u>FY 2015</u>	<u>FY 2016</u>	<u>FY 2017</u>
	<u>Actual</u>	<u>Actual</u>	<u>Est. Actual</u>	<u>Adopted Budget</u>	<u>Adopted Budget</u>	<u>Adopted Budget</u>
Fund Balance - October 1	\$ (66)	\$ (60)	\$ (94)	\$ -	\$ -	\$ -
Revenue:						
Transfers from Municipalities	67,181	66,648	66,331	65,737	65,238	67,188
Issuance of Bonds	-	-	-	-	-	-
Interest Income	63	55	-	-	-	-
Total Revenue	<u>67,244</u>	<u>66,703</u>	<u>66,331</u>	<u>65,737</u>	<u>65,238</u>	<u>67,188</u>
Expenditures:						
Principal Payments	25,000	25,000	25,000	25,000	25,000	25,000
Payment to Bond Escrow Agent	-	-	-	-	-	-
Bond Issuance Cost	-	-	-	-	-	-
Interest Payments	41,938	41,437	40,937	40,437	39,938	39,188
Transfers to Municipalities	-	-	-	-	-	-
Paying Agent Fees	300	300	300	300	300	3,000
Total Expenditures	<u>67,238</u>	<u>66,737</u>	<u>66,237</u>	<u>65,737</u>	<u>65,238</u>	<u>67,188</u>
Incr/(Decr) Fund Balance	<u>6</u>	<u>(34)</u>	<u>94</u>	<u>-</u>	<u>-</u>	<u>-</u>
Fund Balance - September 30	<u>\$ (60)</u>	<u>\$ (94)</u>	<u>\$ -</u>	<u>\$ -</u>	<u>\$ -</u>	<u>\$ -</u>

<u>Work Rel/Video/Jail Mgmt Refunding #31550</u>	<u>FY 2012</u>	<u>FY 2013</u>	<u>FY 2014</u>	<u>FY 2015</u>	<u>FY 2016</u>	<u>FY 2017</u>
	<u>Actual</u>	<u>Actual</u>	<u>Est. Actual</u>	<u>Adopted Budget</u>	<u>Adopted Budget</u>	<u>Adopted Budget</u>
Fund Balance - October 1	\$ 5	\$ 5	\$ 5	\$ 5	\$ 5	\$ 5
Revenue:						
Transfers In	1,619,050	1,620,900	1,591,700	1,607,350	1,596,500	1,582,700
Issuance of Bonds	-	-	-	-	-	-
Interest Income	-	-	-	-	-	-
Total Revenue	<u>1,619,050</u>	<u>1,620,900</u>	<u>1,591,700</u>	<u>1,607,350</u>	<u>1,596,500</u>	<u>1,582,700</u>
Expenditures:						
Principal Payments	1,105,000	1,140,000	1,145,000	1,195,000	1,220,000	1,255,000
Payment to Bond Escrow Agent	-	-	-	-	-	-
Bond Issuance Cost	-	-	-	-	-	-
Interest Payments	513,750	480,600	446,400	412,050	376,200	327,400
Paying Agent Fees	300	300	300	300	300	300
Total Expenditures	<u>1,619,050</u>	<u>1,620,900</u>	<u>1,591,700</u>	<u>1,607,350</u>	<u>1,596,500</u>	<u>1,582,700</u>
Incr/(Decr) Fund Balance	<u>-</u>	<u>-</u>	<u>-</u>	<u>-</u>	<u>-</u>	<u>-</u>
Fund Balance - September 30	<u>\$ 5</u>	<u>\$ 5</u>	<u>\$ 5</u>	<u>\$ 5</u>	<u>\$ 5</u>	<u>\$ 5</u>

Oakland County, Michigan
FY 2015 through FY 2017
BUILDING AUTHORITY BOND AND INTEREST REDEMPTION FUNDS

<u>Office Building Refunding #31551</u>	<u>FY 2012 Actual</u>	<u>FY 2013 Actual</u>	<u>FY 2014 Est. Actual</u>	<u>FY 2015 Adopted Budget</u>	<u>FY 2016 Adopted Budget</u>	<u>FY 2017 Adopted Budget</u>
Fund Balance - October 1	\$ -	\$ 4,030	\$ 10	\$ 5	\$ 5	\$ 5
Revenue:						
Transfers In	1,366,411	1,869,430	1,873,745	1,871,000	1,862,100	1,877,500
Issuance of Bonds	-	-	-	-	-	-
Interest Income	4,025	-	-	-	-	-
Total Revenue	<u>1,370,436</u>	<u>1,869,430</u>	<u>1,873,745</u>	<u>1,871,000</u>	<u>1,862,100</u>	<u>1,877,500</u>
Expenditures:						
Principal Payments	920,000	1,350,000	1,395,000	1,430,000	1,460,000	1,515,000
Payment to Bond Escrow Agent	-	-	-	-	-	-
Bond Issuance Cost	-	-	-	-	-	-
Interest Payments	446,106	523,150	478,450	440,700	401,800	362,200
Paying Agent Fees	300	300	300	300	300	300
Total Expenditures	<u>1,366,406</u>	<u>1,873,450</u>	<u>1,873,750</u>	<u>1,871,000</u>	<u>1,862,100</u>	<u>1,877,500</u>
Incr/(Decr) Fund Balance	<u>4,030</u>	<u>(4,020)</u>	<u>(5)</u>	<u>-</u>	<u>-</u>	<u>-</u>
Fund Balance - September 30	<u>\$ 4,030</u>	<u>\$ 10</u>	<u>\$ 5</u>	<u>\$ 5</u>	<u>\$ 5</u>	<u>\$ 5</u>

<u>Oak Park #31419</u>	<u>FY 2012 Actual</u>	<u>FY 2013 Actual</u>	<u>FY 2014 Est. Actual</u>	<u>FY 2015 Adopted Budget</u>	<u>FY 2016 Adopted Budget</u>	<u>FY 2017 Adopted Budget</u>
Fund Balance - October 1	\$ -	\$ 113,039	\$ 111,796	\$ 5	\$ 5	\$ 5
Revenue:						
Transfers In		8				
Transfers from Municipalities	140,872	153,562	41,382	151,423	153,798	151,923
Accrued Interest on Bonds Sold	950	-	-	-	-	-
Interest Income	16	109	-	-	-	-
Total Revenue	<u>141,838</u>	<u>153,679</u>	<u>41,382</u>	<u>151,423</u>	<u>153,798</u>	<u>151,923</u>
Expenditures:						
Principal Payments	-	70,000	70,000	70,000	75,000	75,000
Interest Payments	28,499	84,622	82,873	81,123	78,498	76,623
Paying Agent Fees	300	300	300	300	300	300
Total Expenditures	<u>28,799</u>	<u>154,922</u>	<u>153,173</u>	<u>151,423</u>	<u>153,798</u>	<u>151,923</u>
Incr/(Decr) Fund Balance	<u>113,039</u>	<u>(1,243)</u>	<u>(111,791)</u>	<u>-</u>	<u>-</u>	<u>-</u>
Fund Balance - September 30	<u>\$ 113,039</u>	<u>\$ 111,796</u>	<u>\$ 5</u>	<u>\$ 5</u>	<u>\$ 5</u>	<u>\$ 5</u>

Oakland County, Michigan
FY 2015 through FY 2017
BUILDING AUTHORITY BOND AND INTEREST REDEMPTION FUNDS

<u>Airport T-Hangar Refunding #31553</u>	<u>FY 2012 Actual</u>	<u>FY 2013 Actual</u>	<u>FY 2014 Est. Actual</u>	<u>FY 2015 Adopted Budget</u>	<u>FY 2016 Adopted Budget</u>	<u>FY 2017 Adopted Budget</u>
Fund Balance - October 1	\$ -	\$ 3,888	\$ 364	\$ 364	\$ 364	\$ 364
Revenue:						
Transfers In	-	432,528	426,919	430,119	433,119	430,919
Issuance of Bonds	-	-	-	-	-	-
Interest Income	3,888	43	-	-	-	-
Total Revenue	<u>3,888</u>	<u>432,571</u>	<u>426,919</u>	<u>430,119</u>	<u>433,119</u>	<u>430,919</u>
Expenditures:						
Principal Payments	-	335,000	340,000	350,000	360,000	365,000
Payment to Bond Escrow Agent	-	-	-	-	-	-
Bond Issuance Cost	-	-	-	-	-	-
Interest Payments	-	101,095	86,619	79,819	72,819	65,619
Paying Agent Fees	-	-	300	300	300	300
Total Expenditures	<u>-</u>	<u>436,095</u>	<u>426,919</u>	<u>430,119</u>	<u>433,119</u>	<u>430,919</u>
Incr/(Decr) Fund Balance	3,888	(3,524)	-	-	-	-
Fund Balance - September 30	<u>\$ 3,888</u>	<u>\$ 364</u>	<u>\$ 364</u>	<u>\$ 364</u>	<u>\$ 364</u>	<u>\$ 364</u>

<u>Rochester Hills Sheriff Substn Refunding #31552</u>	<u>FY 2012 Actual</u>	<u>FY 2013 Actual</u>	<u>FY 2014 Est. Actual</u>	<u>FY 2015 Adopted Budget</u>	<u>FY 2016 Adopted Budget</u>	<u>FY 2017 Adopted Budget</u>
Fund Balance - October 1	\$ -	\$ 1,883	\$ 288	\$ 288	\$ 288	\$ 288
Revenue:						
Transfers In	-	312,403	330,150	319,400	333,650	317,550
Issuance of Bonds	-	-	-	-	-	-
Interest Income	1,883	219	-	-	-	-
Total Revenue	<u>1,883</u>	<u>312,622</u>	<u>330,150</u>	<u>319,400</u>	<u>333,650</u>	<u>317,550</u>
Expenditures:						
Principal Payments	-	265,000	290,000	285,000	305,000	295,000
Payment to Bond Escrow Agent	-	-	-	-	-	-
Bond Issuance Cost	-	-	-	-	-	-
Interest Payments	-	48,967	39,900	34,100	28,400	22,300
Paying Agent Fees	-	250	250	250	250	250
Total Expenditures	<u>-</u>	<u>314,217</u>	<u>330,150</u>	<u>319,350</u>	<u>333,650</u>	<u>317,550</u>
Incr/(Decr) Fund Balance	1,883	(1,595)	-	-	-	-
Fund Balance - September 30	<u>\$ 1,883</u>	<u>\$ 288</u>	<u>\$ 288</u>	<u>\$ 288</u>	<u>\$ 288</u>	<u>\$ 288</u>

Oakland County, Michigan
FY 2015 through FY 2017
BUILDING AUTHORITY BOND AND INTEREST REDEMPTION FUNDS

<u>Fac Infrastructure - IT Projects #31423</u>	<u>FY 2012 Actual</u>	<u>FY 2013 Actual</u>	<u>FY 2014 Est. Actual</u>	<u>FY 2015 Adopted Budget</u>	<u>FY 2016 Adopted Budget</u>	<u>FY 2017 Adopted Budget</u>
Fund Balance - October 1	\$ -	\$ -	\$ 5	\$ 5	\$ 5	\$ 5
Revenue:						
Transfers In	-	335,472	2,229,925	2,251,550	2,274,175	2,244,050
Issuance of Bonds	-	-	-	-	-	-
Interest Income	-	3,220	-	-	-	-
Total Revenue	-	338,692	2,229,925	2,251,550	2,274,175	2,244,050
Expenditures:						
Principal Payments	-	-	1,675,000	1,775,000	1,825,000	1,850,000
Payment to Bond Escrow Agent	-	-	-	-	-	-
Bond Issuance Cost	-	-	-	-	-	-
Interest Payments	-	338,187	554,625	502,875	448,875	393,750
Paying Agent Fees	-	500	300	300	300	300
Total Expenditures	-	338,687	2,229,925	2,278,175	2,274,175	2,244,050
Incr/(Decr) Fund Balance	-	5	-	-	-	-
Fund Balance - September 30	\$ -	\$ 5	\$ 5	\$ 5	\$ 5	\$ 5

<u>CMHA Bldg Renovation Project #31424</u>	<u>FY 2012 Actual</u>	<u>FY 2013 Actual</u>	<u>FY 2014 Est. Actual</u>	<u>FY 2015 Adopted Budget</u>	<u>FY 2016 Adopted Budget</u>	<u>FY 2017 Adopted Budget</u>
Fund Balance - October 1	\$ -	\$ -	\$ 712,012	\$ -	\$ -	\$ -
Revenue:						
Transfers from Municipalities	-	957,540	207,538	983,800	969,425	976,800
Accrued Interest on Bonds Sold	-	2,357	-	-	-	-
Transfers In	-	-	-	-	-	-
Issuance of Bonds	-	-	-	-	-	-
Interest Income	-	94	-	-	-	-
Total Revenue	-	959,991	207,538	983,800	969,425	976,800
Expenditures:						
Principal Payments	-	-	500,000	575,000	575,000	600,000
Payment to Bond Escrow Agent	-	-	-	-	-	-
Bond Issuance Cost	-	-	-	-	-	-
Interest Payments	-	247,479	419,250	408,500	394,125	376,500
Paying Agent Fees	-	500	300	300	300	300
Total Expenditures	-	247,979	919,550	983,800	969,425	976,800
Incr/(Decr) Fund Balance	-	712,012	(712,012)	-	-	-
Fund Balance - September 30	\$ -	\$ 712,012	\$ -	\$ -	\$ -	\$ -

Oakland County, Michigan
 FY 2015 through FY 2017
 BUILDING AUTHORITY BOND AND INTEREST REDEMPTION FUNDS

<u>CMHA Housing Proj Refunding #31518</u>	<u>FY 2012</u> <u>Actual</u>	<u>FY 2013</u> <u>Actual</u>	<u>FY 2014</u> <u>Est. Actual</u>	<u>FY 2015</u> <u>Adopted Budget</u>	<u>FY 2016</u> <u>Adopted Budget</u>	<u>FY 2017</u> <u>Adopted Budget</u>
Fund Balance - October 1	\$ -	\$ -	\$ -	\$ 3,499	\$ 5	\$ 5
Revenue:						
Transfers In			305			
Transfers from Municipalities	-	-	-	340,127	331,250	320,075
Issuance of Bonds	-	-	-	-	-	-
Interest Income	-	-	3,194	-	-	-
Total Revenue	-	-	3,499	340,127	331,250	320,075
Expenditures:						
Principal Payments	-	-	-	250,000	250,000	245,000
Payment to Bond Escrow Agent	-	-	-	-	-	-
Bond Issuance Cost	-	-	-	-	-	-
Interest Payments	-	-	-	93,321	80,950	74,775
Paying Agent Fees	-	-	-	300	300	300
Total Expenditures	-	-	-	343,621	331,250	320,075
Incr/(Decr) Fund Balance	-	-	3,499	(3,494)	-	-
Fund Balance - September 30	\$ -	\$ -	\$ 3,499	\$ 5	\$ 5	\$ 5

OAKLAND COUNTY
BOARD OF COMMISSIONERS
MINUTES

September 18, 2014

Meeting called to order by Chairperson Michael Gingell at 9:37 a.m. in the Courthouse Auditorium, 1200 N. Telegraph Road, Pontiac, Michigan.

Roll called.

PRESENT: Bosnic, Crawford, Dwyer, Gershenson, Gingell, Gosselin, Hoffman, Jackson, Long, Matis, McGillivray, Middleton, Quarles, Runestad, Scott, Spisz, Taub, Weipert, Woodward, Zack. (20)
EXCUSED ABSENCE WITH NOTICE: Hatchett. (1)

Quorum present.

Invocation given by Bill Dwyer

Pledge of Allegiance to the Flag.

Moved by Hoffman supported by McGillivray the minutes of the September 4, 2014 Board Meeting be approved.

A sufficient majority having voted in favor, the minutes were approved as printed.

Moved by Taub supported by Gershenson the agenda be amended as follows:

ITEMS NOT ON BOARD AGENDA
GENERAL GOVERNMENT COMMITTEE

- d. Health & Human Services Department (DHHS)/Health Division – Transfer of Office of Substance Abuse Services (OSAS) to Oakland County Community Mental Health Authority (OCCMHA) and Deletion of Associated Positions

Reason for suspension Waiver of Rule III – Resolution was taken up by the Human Resources Committee immediately prior to today's meeting. (Was Direct Referral from General Government to both Human Resources Committee and Finance Committee.)

Vote on Agenda, as amended:

AYES: Crawford, Dwyer, Gershenson, Gingell, Gosselin Hoffman, Jackson, Long, Matis, McGillivray, Middleton, Quarles, Runestad, Scott, Spisz, Taub, Weipert, Woodward, Zack, Bosnic. (20)
NAYS: None. (0)

A sufficient majority having voted in favor, the agenda, as amended, was approved.

Chairperson Michael Gingell addressed the Board to inquire if there were any communications.

Commissioners Minutes Continued. September 18, 2014

Oakland County Clerk – Register of Deeds, Lisa Brown read a communication from County Executive, L. Brooks Patterson re-appointing Jeffery Hauswirth and the Honorable Julie A. Nicholson effective as of May 1, 2014 to the Oakland County Zoological Authority Board for the next two year term; and Richard Strenger and Jody McLeod will continue as alternate representatives. There were no objections the appointments were confirmed.

The following people addressed the Board during public comment: Jeanne Towar, Jody Rockamello, Maria Smith, Tim Smith and Rohnda Rockamello.

Moved by Spisz supported by Woodward the resolutions (with fiscal notes attached) on the amended Consent Agenda be adopted (with accompanying reports being accepted). The vote for this motion appears on page 507. The resolutions on the amended Consent Agenda follow (annotated by an asterisk (*)):

***MISCELLANEOUS RESOLUTION #14213**

BY: Finance Committee, Tom Middleton, Chairperson

IN RE: DEPARTMENT OF MANAGEMENT AND BUDGET - FISCAL YEAR 2014 THIRD QUARTER FINANCIAL FORECAST AND BUDGET AMENDMENTS

To the Oakland County Board of Commissioners

Chairperson, Ladies and Gentlemen:

WHEREAS Public Act 621 of 1978, the Uniform Budgeting and Accounting Act for Local Units of Government, provides for adjustments to the adopted budget; and

WHEREAS in accordance with Oakland County General Appropriations Act Section 22, which authorizes budget amendments for variances between the budgeted revenue and actual revenue, and Section 23, which authorizes budget amendments for variance between estimated revenue and projected expenditures, amendments are required; and

WHEREAS the Fiscal Year (FY) 2014 Third Quarter Financial Forecast Report has identified several variances and budget amendments are recommended; and

WHEREAS a budget amendment of \$26,724 is recommended to transfer funding from Sheriff Restricted funds Law Enforcement (LE) Enhance Sheriff (#21341) to the Sheriff General Fund General Purpose (GFGP) budget to cover the additional cost for the helicopter Air - 2 gear box overhaul; and

WHEREAS a budget amendment of \$294,000 is recommended to transfer \$194,000 of funding from the Sheriff LE Enhance Lab Fees Restricted Fund to Sheriff's Office GF/GP budget, Investigative/Forensic Service and to reallocate \$100,000 from Sheriff's Office Corrective Services Contracted Services to cover Forensic Lab/DNA Lab Enhancements; and

WHEREAS the Sheriff's Office receipt of forfeiture/enhancement funds were previously posted to a liability account (deferred revenue) within the General Fund; due to the implementation of GASB 63, the deferred revenue account can no longer be used for this activity and these funds were moved to separate restricted funds that will require a transfer to the General Fund for use of the monies. Transfers In from the various restricted funds in the amount of \$100,738 is being recognized for K-9 Program dog acquisition, eligible forensic lab, dispatch, officer's training, and Correction Officer Training Fund costs; and

WHEREAS a budget amendment is recommended in the Sheriff's Office to transfer \$10,926 from Contracted Services to the Project Work Order Fund for the relocation of the Results Office to the South Oakland Building; and

WHEREAS a budget amendment is recommended to move Commissions Contract revenue budget of \$650,000 from Sheriff's Administrative Services division to Sheriff's Office Corrective Services division to reflect actual receipts; and

WHEREAS a budget amendment is recommended to transfer \$55,000 from the Animal Control Legacy Fund (#21310) to the Public Services/Animal Control General Fund Budget to cover expenditures in various line items; and

WHEREAS a budget amendment of \$5,204 is recommended in Economic Development & Community Affairs for operating revenues and expenditures related to the Elite 40 under 40 Conference; and

WHEREAS a budget amendment of \$18,526 is recommended in Economic Development & Community Affairs for operating revenues and expenditures related to the Fire and Ice Festival; and

WHEREAS the Economic Development & Community Affairs received \$24,000 for operating expenditures for the Business Roundtable and requests an amendment to accept this contribution; and WHEREAS a budget amendment is recommended to transfer \$2,400 from the Circuit Court Special Projects account to the Emergency Salaries Reserve account in Non-Departmental to cover the costs of an Emergency Salary position (Senior Systems Analyst) that is assisting with data mapping and conversion in an effort to move the Juvenile Court operations from the County's mainframe system to the State's Trial Court System (TCS) case management system; and WHEREAS a budget amendment totaling \$8,000 is recommended to reallocate funds from the Circuit Court General Jurisdiction's Civil Mediation Payments account (GL #240201) to the Judicial Administration's Professional Services expense account to partially offset expenses by the Oakland County Bar Association related to their assistance for case evaluation; and WHEREAS a budget amendment of \$18,798 is recommended for the FY 2014 Secondary Road Patrol Grant to reallocate line item budgets to reflect Amendment #1 within 15% of grant award; and WHEREAS a budget amendment of \$600 is recommended for the 2014 Michigan Drug Court Grant Fund (#27151) to reallocate line item budgets to reflect Amendment #1 within 15% of the current grant award; and WHEREAS a budget amendment of \$101,526 is recommended to Friend of the Court's Cooperative Reimbursement Program to recognize Amendment #1 within 15% of original agreement; and WHEREAS a budget amendment of \$4,600 is recommended for the Community Corrections Comprehensive Plan Grant (#27370) to reallocate line item budgets to reflect Amendment #1 within 15% of grant agreement; and WHEREAS a budget amendment of \$10,000 is recommended for the Community Corrections Comprehensive Plan Grant (#27370) to reallocate line item budgets to reflect Amendment #2 within 15% of the current grant award; and WHEREAS a budget amendment is recommended to recognize that the Health Division has received additional funding Amendment #4 from MDCH through the Comprehensive Planning, Budgeting and Contracting (CPBC) Agreement in the amount of \$181,215 which is less than fifteen percent of the original agreement required to accept each of the amendments via separate resolution; and WHEREAS a budget amendment is recommended to recognize that the Health Division has received additional funding Amendment #5 from MDCH through the Comprehensive Planning, Budgeting and Contracting (CPBC) Agreement in the amount of \$7,700 which is less than fifteen percent of the original agreement required to accept each of the amendments via separate resolution; and WHEREAS a budget amendment is recommended to recognize that the Health Division has received additional funding from MDCH through the Substance Use Disorder Grant Agreement Amendment #3 in the amount of \$39,020 which is less than fifteen percent of the original agreement required to accept each of the amendments via separate resolution; and WHEREAS a budget amendment is recommended to recognize that the Health Division has received additional funding from MDCH through the Substance Use Disorder Grant Agreement Amendment #4 in the amount of \$16,323 which is less than fifteen percent of the original agreement required to accept each of the amendments via separate resolution; and WHEREAS the Department of Information Technology has requested a budget amendment in the amount of \$1,400,000 to re-appropriate funds previously approved by the Board for various IT projects such as, Medical Examiner's, E-health, IT Print Management Services, Cyber Security and Collaborative Asset Management System (CAMS); funding is available in the IT Fund Net Assets-Designated for Projects; and WHEREAS a budget amendment of \$8,986 is recommended to transfer fund from the Health HIV Surveillance Grant (#28558) to the Project Work Order Fund (#40400) to cover costs for one-time installation of an entrance door, telephone lines and connectivity per MR #13247 for the relocation of the State's HIV office to the Oakland County South Oakland Health Center; and WHEREAS a budget amendment is recommended for the Fringe Benefit Fund to increase the budget for Retirement Health Saving Expense \$2,132,875 based on the number of employees who voluntarily elected to irrevocably convert from the VEBA Plan to the RHS Plan (MR #14055) and Professional Services expense due to the Dependent Eligibility Audit \$86,560, 2014 Special Medical Plan Open Enrollment \$12,000 and Independent Audit of Blue Cross Blue Shield (BCBS) Claims \$25,000; and

WHEREAS a Parks and Recreation budget amendment is recommended to transfer Building Maintenance funds in the amount of \$213,293 from the Facilities Maintenance cost center to various cost centers incurred during the third quarter of FY 2014; and WHEREAS the Parks and Recreation Commission has one (1) check unable to be processed due to insufficient funds amounting to \$30.00 and recommends that the amount due and Non-Sufficient Fund Fees (NSF) for these checks be written off and deemed uncollectible; and WHEREAS Parks & Recreation received donations totaling \$17 for various programs; and WHEREAS Health and Human Services Department received \$500 donation which will be used to purchase produce for low-income families and Children's Village received a donation of 2,017 new and gently used books, valued at \$12,001. NOW THEREFORE BE IT RESOLVED that the Board of Commissioners accepts the Fiscal Year 2014 Third Quarter Financial Report. BE IT FURTHER RESOLVED that \$8,000 be transferred in FY 2014 from the Circuit Court General Jurisdiction's Civil Mediation Payments account (#10100-3010301-121150-240201) to the Judicial Administration's Professional Services account to partially offset expenses by the Oakland County Bar Association related to their assistance for case evaluation.

GENERAL FUND (#10100)

<u>Revenues</u>			
3010301-121150-630245	Cir Crt Gen Jur – Civil Mediation Payments		FY 2014
	Total Revenues		<u>\$ 8,000</u>
<u>Expenditures</u>			
3010101-121100-731458	Professional Services		<u>\$ 8,000</u>
	Total Expenditures		<u>\$ 8,000</u>

BE IT FURTHER RESOLVED that the uncollectible debts, as recommended by the Department of Management and Budget and detailed in the attached schedules are authorized to be written off. BE IT FURTHER RESOLVED that the donations be recognized in the Parks and Recreation Department and the Health and Human Services Department. BE IT FURTHER RESOLVED that the FY 2014 Budget is amended pursuant to Schedules A and B. Chairperson, on behalf of the Finance Committee, I move the adoption of the foregoing resolution.
FINANCE COMMITTEE

Copy of Correspondence from Laurie Van Pelt, Director, Management and Budget, Letter of Transmittal – Fiscal Year 2014 Third Quarter Forecast on file in County Clerk's office.

(The vote for this motion appears on page 507.)

***MISCELLANEOUS RESOLUTION #14214**

BY: Finance Committee, Tom Middleton, Chairperson
IN RE: BOARD OF COMMISSIONERS – PROPOSED CITY OF AUBURN HILLS DOWNTOWN DEVELOPMENT AUTHORITY-TAX CAPTURE-“OPT OUT”
 To the Oakland County Board of Commissioners
 Chairperson, Ladies and Gentlemen:
 WHEREAS the Oakland County Board of Commissioners strongly supports the economic growth of Oakland County; and
 WHEREAS one of the tools used to promote this economic growth is tax increment financing used in conjunction with Downtown Development Authorities (DDAs) and Local Development Finance Authorities (LDFAs); and
 WHEREAS to review requests from the County's cities, villages and townships to establish DDAs and LDFAs, the Board of Commissioners, pursuant to Miscellaneous Resolution #99010, established the Tax Increment Financing (TIF) District Review Policy Ad Hoc Committee (Ad Hoc Committee) to evaluate and recommend to the Finance Committee on the County's participation in these proposed authorities; and
 WHEREAS the DDA is currently in the process of amending its boundaries to halt property value deterioration and increase property tax valuation to promote economic growth; and
 WHEREAS the City and DDA held a public hearing on August 11, 2014, concerning the amended boundaries of the plan; and

WHEREAS the DDA and the City appeared before the Ad Hoc Committee on September 4, 2014, to present the proposed plan; and
 WHEREAS faced with the legal mandate that the County act on the issue of tax capture exemption within 60 days of the August 11, 2014, public hearing, the Ad Hoc Committee recommends to the Finance Committee that the County exempt its taxes from capture by the proposed revised DDA; and
 WHEREAS the Ad Hoc Committee further recommends that the County, through its Corporation Counsel, attempt to negotiate a contract consistent with the DDA's presentation to the Ad Hoc Committee on September 4, 2014.
 NOW THEREFORE BE IT RESOLVED that pursuant to Section Three (3) of 1975 Public Act 197, as amended, MCLA 125.1653(3), the Oakland County Board of Commissioners hereby exempts its taxes from capture by the Proposed Modifications to the TIF and City of Auburn Hills Downtown Development Plan.
 BE IT FURTHER RESOLVED that the County, through its Corporation Counsel, will negotiate a contract with the City and the DDA consistent with the concepts presented to the Ad Hoc Committee on September 4, 2014.
 BE IT FURTHER RESOLVED that when a contract is successfully negotiated, the County may revise its decision to exempt its taxes from capture by the DDA.
 Chairperson, on behalf of the Finance Committee, I move the adoption of the foregoing resolution.
 FINANCE COMMITTEE

(The vote for this motion appears on page 507.)

***MISCELLANEOUS RESOLUTION #14215**

BY: Finance Committee, Tom Middleton, Chairperson
IN RE: BOARD OF COMMISSIONERS – 2014 HURON-CLINTON METROPOLITAN AUTHORITY TAX LEVY
 To the Oakland County Board of Commissioners
 Chairperson, Ladies and Gentlemen:
 WHEREAS the Huron-Clinton Metropolitan Authority (HCMA) has requested that the Oakland County Board of Commissioners apportion a 0.2146 mill property tax rate, consistent with Michigan Law (MCL 211.34d(16)) the Headlee "amendment"; and
 WHEREAS the Finance Committee recommends the 2014 Huron-Clinton Metropolitan Authority rate be set at 0.2146 mills, the maximum allowable tax rate; and
 WHEREAS this rate will produce an estimated levy of \$10,721,459 based on a final 2014 Taxable Value of \$49,960,199,257.
 NOW THEREFORE BE IT RESOLVED that each Supervisor of the various townships and Assessing Officers of the several cities of Oakland County are authorized and directed to spread on their respective township or city tax rolls for the year 2014 a tax rate of 0.2146 mills for the Huron-Clinton Metropolitan Authority, to be applied to the 2014 Taxable Value of all property located within their respective jurisdictions.
 Chairperson, on behalf of the Finance Committee, I move adoption of the foregoing resolution.
 FINANCE COMMITTEE

Copy of Correspondence from Rebecca L. Franchock, Controller, Huron-Clinton Metroparks and 2014 Tax Rate Request on file in County Clerk's office.

(The vote for this motion appears on page 507.)

***MISCELLANEOUS RESOLUTION #14216**

BY: General Government Committee, Christine Long, Chairperson
IN RE: ESTABLISHMENT OF A SUBSTANCE USE DISORDER OVERSIGHT POLICY BOARD AGREEMENT BETWEEN THE COUNTY OF OAKLAND AND OAKLAND COUNTY COMMUNITY MENTAL HEALTH AUTHORITY
 To The Oakland County Board of Commissioners
 Chairperson, Ladies and Gentlemen:

WHEREAS effective October 1, 2014, Public Act 500 of 2012 amended Public Act 258 of 1974, MCL 330.1287(5), and changed the designated substance abuse coordinating agency from the Oakland County Health & Human Services Department(DHHS)/Health Division to the Oakland County Community Mental Health Authority (OCCMHA); and
 WHEREAS the designation as the community mental health entity to assume the responsibilities of providing substance use disorder services requires OCCMHA to establish the Substance Use Disorder Oversight Policy Board, and by this Agreement OCCMHA and Oakland County intend to comply with that requirement; and
 WHEREAS the Oakland County Board of Commissioners shall appoint no more than two members to serve on the Substance Use Disorder Oversight Policy Board. The Board of Commissioners may appoint any combination of county commissioners or others as allowed by Michigan law that it deems best represents the interests of the County; and
 WHEREAS the previous Substance Abuse Advisory Council is thereby dissolved effective September 30, 2014; and
 NOW THEREFORE BE IT RESOLVED that the Oakland County Board of Commissioners hereby approves the Substance Use Disorder Oversight Policy Board agreement between the County of Oakland and the Oakland County Community Mental Health Authority.
 BE IT FURTHER RESOLVED there are no fiscal implications to Oakland County for these appointments.
 BE IT FURTHER RESOLVED that the Board Chairperson is authorized to execute the Amendments on behalf of Oakland County and thereby accept and bind Oakland County to the terms and conditions of the Agreement.
 Chairperson, on behalf of the General Government Committee, I move the adoption of the foregoing resolution.
 GENERAL GOVERNMENT COMMITTEE

Copy of Agreement to Create Substance Use Disorder Oversight Policy Board Between Oakland County and the Oakland County Community Mental Health Authority Incorporated by Reference. Original on file in County Clerk's office.

(The vote for this motion appears on page 507.)

***MISCELLANEOUS RESOLUTION # 14217**

BY: General Government Committee, Christine Long, Chairperson
IN RE: DEPARTMENT OF HEALTH AND HUMAN SERVICES/HEALTH DIVISION – AMENDMENT #5 AND #6 TO THE INTERLOCAL AGREEMENT BETWEEN THE COUNTY OF OAKLAND AND THE OAKLAND COUNTY COMMUNITY MENTAL HEALTH AUTHORITY
 To The Oakland County Board of Commissioners
 Chairperson, Ladies and Gentlemen:
 WHEREAS Oakland County and the Oakland County Community Mental Health Authority (OCCMHA) have entered into a contract to provide substance abuse services to Medicaid recipients; and
 WHEREAS an Interlocal Agreement between the County of Oakland and the Oakland County Community Mental Health Authority was approved by the Oakland County Board of Commissioners in 2010 by Miscellaneous Resolution #10236; and
 WHEREAS as of October 1, 2014, Public Act 500 of 2012 amended Public Act 258 of 1974, MCL 330.1287(5), and changed the designated substance abuse coordinating agency from the Oakland County Health & Human Services Department(DHHS)/Health Division to the Oakland County Community Mental Health Authority (OCCMHA); and
 WHEREAS the OCCMHA now as the designated substance abuse coordinating agency wishes to amend the Interlocal agreement to remove Medicaid services and include Prior Authorization and Central Evaluation (PACE) and Substance Abuse Disorder Health Education services; and
 WHEREAS pursuant to the Urban Cooperation Act of 1967, 1967 PA 7, MCL 124.501 et seq., and the Intergovernmental Contracts between Municipal Corporations Act, 1951 PA 35, MCL 124.1, et seq., the agreement and subsequent amendments for provision of the assessments and compensation for the assessments must be an Intergovernmental Agreement; and
 WHEREAS Amendment #5 provides for the change in services to be provided by the County and the payment to be made by OCCMHA; and

WHEREAS Amendment #6 provides for the changes to the sublease agreement between Oakland County and OCCMHA; and
 NOW THEREFORE BE IT RESOLVED that the Oakland County Board of Commissioners hereby approves Amendment #5 and Amendment #6 to the Interlocal Agreement between the County of Oakland and the Oakland County Community Mental Health Authority.
 BE IT FURTHER RESOLVED that the future level of service be contingent upon the level of funding for this program.
 BE IT FURTHER RESOLVED that the Board Chairperson is authorized to execute the Amendments on behalf of Oakland County and thereby accept and bind Oakland County to the terms and conditions of the Agreement.
 Chairperson, on behalf of the General Government Committee, I move the adoption of the foregoing resolution.

GENERAL GOVERNMENT COMMITTEE

Copy of Oakland County Interlocal Agreement between Oakland County and the Oakland County Community Mental Health Authority Incorporated by Reference. Original on file in County Clerk's office.

FISCAL NOTE (MISC. #14217)

BY: Finance Committee, Tom Middleton, Chairperson
 IN RE: DEPARTMENT OF HEALTH AND HUMAN SERVICES/HEALTH DIVISION – AMENDMENT #5 AND #6 TO THE INTERLOCAL AGREEMENT BETWEEN THE COUNTY OF OAKLAND AND THE OAKLAND COUNTY COMMUNITY MENTAL HEALTH AUTHORITY

To the Oakland County Board of Commissioners
 Chairperson, Ladies and Gentlemen:
 Pursuant to Rule XII-C of this Board, the Finance Committee has reviewed the above-referenced resolution and finds:

1. The resolution approves Amendment #5 and Amendment #6 to the Interlocal Agreement between the County of Oakland and Oakland County Community Mental Health Authority (OCCMHA).
2. Public Act 500 of 2012 amended Public Act 258 of 1974, MCL 330.1287(5), and changed the designated substance abuse coordinating agency from the Oakland County Health & Human Services Department (DHHS)/Health Division to the OCCMHA.
3. The funding and services amend the initial FY 2010 Inter-Governmental contract (approved per MR #10236) with an allocation of \$851,835 for PACE Services, \$204,463 for Health Education Services, and \$49,960 to provide a Substance Abuse Prevention Coordinator for a total of \$1,106,258 in funding for this agreement.
4. Future level of services is contingent upon level of funding for this program.
5. The FY 2015, FY 2016 and FY 2017 Special Revenue budgets are amended as follows:

OSAS ADULT BENEFIT WAIVER FUND (#28227)

Budget Reference 2014/GR0000000272

	FY 2015 – FY 2017 <u>Amendment</u>
<u>Revenues</u>	
1060261-134790-610313 Federal Operating Grants	(\$ 61,302)
1060261-134790-615571 State Operating Grants	<u>(30,193)</u>
Total Revenues	(\$ 91,495)
<u>Expenditures</u>	
1060261-134800-702010 Salaries	(\$ 46,850)
1060261-134800-722740 Fringe Benefits	(29,963)
1060261-134800-730366 Contract Administration	(7,659)
1060261-134800-730926 Indirect Costs	<u>(7,023)</u>
Total Expenditures	(\$ 91,495)

CMH OSAS MEDICAID FUND (#28565)

Budget Reference 2014/GR0000000208

Revenues

1060261-134790-610313 Federal Operating Grants	(\$ 551,712)
1060261-134790-615571 State Operating Grants	<u>(271,738)</u>
Total Revenues	(\$ 823,450)

Expenditures

1060261-134800-702010 Salaries	(\$ 421,646)
1060261-134800-722740 Fringe Benefits	(269,665)
1060261-134800-730366 Contract Administration	(68,934)
1060261-134800-730926 Indirect Costs	<u>(63,205)</u>
Total Expenditures	(\$ 823,450)

HEALTH MDPH OSAS FUND (#28249)

Budget Reference 2014/GR0000000203

Revenues

1060261-134790-610313 Federal Operating Grants	(\$ 259,612)
1060261-134790-615571 State Operating Grants	(53,174)
1060261-134795-610313 Federal Operating Grants	204,463
1060261-134796-610313 Federal Operating Grants	49,960
1060261-134800-610313 Federal Operating Grants	<u>851,835</u>
Total Revenues	\$ 793,472

Expenditures

1060261-133405-730373 Contracted Services	(\$ 225,034)
1060261-133960-702010 Salaries	(30,837)
1060261-133960-722740 Fringe Benefits	(1,776)
1060261-133960-730366 Contract Administration	(6,057)
1060261-133960-730926 Indirect Costs	(4,622)
1060261-134795-702010 Salaries	101,980
1060261-134795-722740 Fringe Benefits	70,542
1060261-134795-730926 Indirect Costs	15,287
1060261-134795-731346 Personal Mileage	3,673
1060261-134795-731213 Membership Dues	450
1060261-134795-731388 Printing	5,000
1060261-134795-732018 Travel and Conference	1,327
1060261-134795-750245 Incentives	300
1060261-134795-750294 Materials and Supplies	400
1060261-134795-750392 Metered Postage	1,500
1060261-134795-750399 Office Supplies	600
1060261-134795-750567 Training-Educational Supplies	2,500
1060261-134795-770631 Bldg Space Cost Allocation	904
1060261-134796-702010 Salaries	(5,203)
1060261-134796-722740 Fringe Benefits	10,733
1060261-134796-730926 Indirect Costs	(780)
1060261-134796-732018 Travel and Conference	350
1060261-134796-731346 Personal Mileage	400
1060261-134800-702010 Salaries	468,496
1060261-134800-722740 Fringe Benefits	299,628
1060261-134800-730926 Indirect Costs	70,228
1060261-134800-731346 Personal Mileage	467
1060261-134800-731388 Printing	500
1060261-134800-731997 Client Transportation	100
1060261-134800-732018 Travel and Conference	1,500
1060261-134800-750392 Metered Postage	1,133

FY 2015 – FY 2017
Amendment

FY 2015 – FY 2017
Amendment

1060261-134800-750567 Training-Educational Supplies	1,200
1060261-134800-774637 Info Tech Managed Print Svcs	300
1060261-134800-774677 Insurance Fund	1,850
1060261-134800-778575 Telephone Communications	6,433
Total Expenditures	\$ 793,472

FINANCE COMMITTEE

(The vote for this motion appears on page 507.)

***MISCELLANEOUS RESOLUTION #14218**

BY: General Government Committee, Christine Long, Chairperson

IN RE: DEPARTMENT OF HEALTH AND HUMAN SERVICES/HEALTH DIVISION - FISCAL YEAR 2014/2015 FAMILY CENTER FOR CHILDREN AND YOUTH WITH SPECIAL HEALTH CARE NEEDS GRANT ACCEPTANCE

To the Oakland County Board of Commissioners

Chairperson, Ladies and Gentlemen:

WHEREAS the Family Center for Children and Youth with Special Health Care Needs (FCCYSHCN)/Southeastern Michigan Health Association (SEMHA), has awarded a grant to the Oakland County Health Division for outreach efforts, parent input and feedback, and family involvement into the Children's Special Health Care Services (CSHCS) local health department policy and procedure process; and

WHEREAS the grant period is for one year beginning September 1, 2014 through August 31, 2015; and WHEREAS grant funding is in amount of \$7,355; and

WHEREAS no personnel have been requested to carry out this program; and

WHEREAS this Grant Agreement has been submitted through the County Executive's Contract Review Process and is recommended for approval with negotiated modifications.

NOW THEREFORE BE IT RESOLVED that the Oakland County Board of Commissioners accepts the FCCYSHCN/SEMHA Agreement in the amount of \$7,355, beginning September 1, 2014 through August 31, 2015.

BE IT FURTHER RESOLVED that the Board Chairperson is authorized to execute the Grant Agreement and approve changes and extensions not to exceed fifteen percent (15%), which is consistent with the agreement as originally approved.

Chairperson, on behalf of the General Government Committee, I move the adoption of the foregoing resolution.

GENERAL GOVERNMENT COMMITTEE

Copy of Grant Review Sign Off – Health Division Incorporated by Reference. Original on file in County Clerk's office.

FISCAL NOTE (MISC. #14218)

BY: Finance Committee, Tom Middleton, Chairperson

IN RE: DEPARTMENT OF HEALTH AND HUMAN SERVICES/HEALTH DIVISION - FISCAL YEAR 2014/2015 FAMILY CENTER FOR CHILDREN AND YOUTH WITH SPECIAL HEALTH CARE NEEDS GRANT ACCEPTANCE

To the Oakland County Board of Commissioners

Chairperson, Ladies and Gentlemen:

Pursuant to Rule XII-G of this Board, the Finance Committee has reviewed the above referenced resolution and finds:

1. The Children's Special Health Care Services (CSHCS)/Southeastern Michigan Health Association (SEMHA) has awarded the Oakland County Health Division funding in the amount of \$7,355 to improve communication and obtain satisfaction and program improvement suggestions by implementing a systematic process of gathering email addresses.
2. This is the first year for the application.
3. The grant funding period is September 1, 2014 through August 31, 2015.
4. Funding will be used for outreach efforts to families regarding the (CSHCS) program and benefits,

as well as, increase parent input and obtain feedback from families in the community regarding improvements in the system of care and how to more successfully involve, support and incorporate family involvement into the Local Health Department (LHD) policy and procedure process.

5. No County match is required with this grant.

6. The application and acceptance of this grant does not obligate the county to any future commitment and continuation of the grant is contingent upon future levels of grant funding.

7. The following budget amendment is recommended to the FY 2015 Budget:

GENERAL FUND (#10100)

<u>Revenues</u>		<u>FY 2015 Amendment</u>
1060231-134420-631799	Reimb Contracts	\$ 7,355
9010101-196030-665882	Planned Use of Balance	(<u>7,355</u>)
	Total Revenues	<u>-0-</u>

FINANCE COMMITTEE

(The vote for this motion appears on page 507.)

***REPORT (MISC. #14219)**

BY: Human Resources Committee, John Scott, Chairperson

IN RE: HEALTH & HUMAN SERVICES DEPARTMENT (DHHS)/HEALTH DIVISION – TRANSFER OF OFFICE OF SUBSTANCE ABUSE SERVICES (OSAS) TO OAKLAND COUNTY COMMUNITY MENTAL HEALTH AUTHORITY (OCCMHA) AND DELETION OF ASSOCIATED POSITIONS

To the Oakland County Board of Commissioners

Chairperson, Ladies and Gentlemen:

The Human Resources Committee, having reviewed the above referenced resolution on September 18, 2014 reports with the recommendation that the resolution be adopted.

Chairperson, on behalf of the Human Resources Committee, I move the acceptance of the foregoing report.

HUMAN RESOURCES COMMITTEE

MISCELLANEOUS RESOLUTION #14219

BY: General Government Committee, Christine Long, Chairperson

IN RE: HEALTH & HUMAN SERVICES DEPARTMENT (DHHS)/HEALTH DIVISION – TRANSFER OF OFFICE OF SUBSTANCE ABUSE SERVICES (OSAS) TO OAKLAND COUNTY COMMUNITY MENTAL HEALTH AUTHORITY (OCCMHA) AND DELETION OF ASSOCIATED POSITIONS

To The Oakland County Board of Commissioners

Chairperson, Ladies and Gentlemen:

WHEREAS Public Act 500 of 2012 amended Public Act 258 of 1974, MCL 330.1287(5), changing the designated substance abuse coordinating agency from the Oakland County Health & Human Services Department (DHHS)/Health Division to the Oakland County Community Mental Health Authority (OCCMHA); and

WHEREAS MCL 330.1287(8) states "Being no later than October 1, 2014, or at the time of implementation of the changes in this chapter are complete, whichever is sooner, department-designated community mental health entities are coordinating agencies for purposes of receiving any funds statutorily required to be distributed to coordinating agencies."; and

WHEREAS the Prior Authorization and Central Evaluation (PACE) function will remain within the DHHS/Health Division; and

WHEREAS the Substance Abuse Disorder Health Education function will also remain within the DHHS/Health Division; and

WHEREAS functions related to the administration of substance abuse disorder services will transition to OCCMHA; and

WHEREAS the positions associated with the administration of substance abuse disorder services within the DHHS/Health Division shall be deleted; and

WHEREAS these changes shall be effective September 30, 2014.

NOW THEREFORE BE IT RESOLVED that the Oakland County Board of Commissioners recognizes that the department designated community mental health entity is now Oakland County Community Mental Health Authority (OCCMHA).

BE IT FURTHER RESOLVED to delete the following Oakland County positions:

Position Number	Classification	Funding
1060261-01942	Account Clerk II	SR
1060261-02963	Office Supervisor I	GF/GP
1060261-07153	Technical Assistant	SR
1060261-07398	Substance Abuse Program Analyst	SR
1060261-07499	Substance Abuse Program Analyst	SR

BE IT FURTHER RESOLVED that these changes shall be effective September 30, 2014.

Chairperson, on behalf of the General Government Committee, I move the adoption of the foregoing resolution.

GENERAL GOVERNMENT COMMITTEE

FISCAL NOTE (MISC. #14219)

BY: Finance Committee, Tom Middleton, Chairperson

IN RE: HEALTH & HUMAN SERVICES DEPARTMENT (DHHS)/HEALTH DIVISION – TRANSFER OF OFFICE OF SUBSTANCE ABUSE SERVICES (OSAS) TO OAKLAND COUNTY COMMUNITY MENTAL HEALTH AUTHORITY (OCCMHA) AND DELETION OF ASSOCIATED POSITIONS

To the Oakland County Board of Commissioners

Chairperson, Ladies and Gentlemen:

Pursuant to Rule XII-C of this Board, the Finance Committee has reviewed the above-referenced resolution and finds:

- Public Act 500 of 2012 amended Public Act 258 of 1974, MCL 330.1287(5) changing the designated substance abuse coordinating agency from the Oakland County Health & Human Services Department (DHHS)/Health Division to the Oakland County Mental Health Authority (OCCMHA).
- MCL 330.1287(8) states that effective no later than October 1, 2014 "department-designated community mental health entities are coordinating agencies for purposes of receiving any funds statutorily required to be distributed to coordinating agencies".
- Previous years General Appropriations Act resolutions included that 50% of convention facility tax revenues distributed by the State to Oakland County under the authority of the State Convention Facility Development Act, PA 106 of 1985 be earmarked for substance abuse programs.
- Effective FY 2015 the General Appropriations Act resolution be amended to reflect that "the proceeds received by the taxing unit shall be distributed to the designated coordinating agency pursuant to section 6226 of the public health code, 1978 PA 368, MCL 333.6226, and used only for substance abuse prevention and treatment programs in the county from which the proceeds originated". Such language has been incorporated into the *Fiscal Year 2015 General Appropriations Act and 2015 County General Property Tax Rates* resolution scheduled for the September 18, 2014 Board of Commissioners meeting agenda.
- The Oakland County restricted fund balance for substance abuse prevention and treatment programs (GL #381352) is \$4,366,139.67 and does not reflect the complete FY 2014 activity.
- Effective October 1, 2014 the County will transfer \$3,866,139.67 of the \$4,366,139.67 substance abuse restricted fund balance to OCCMHA, as the substance abuse coordinating agency, to be used for substance abuse prevention and treatment programs in Oakland County.
- The remaining \$500,000 substance abuse restricted fund balance will be withheld until the FY 2014 year-end close is completed with any additional payments due to OCCMHA, and applicable budget amendments, to be included in the FY 2014 Year-End Report.
- Effective with FY 2015 convention facility tax revenue distributions, the County will pay 50% of the distribution to OCCMHA after the County receives the payment from the State of Michigan; such distribution to OCCMHA will be based on a mutually agreed upon timeframe between Oakland County and OCCMHA.
- With the change of the designated substance abuse coordinating agency from the Oakland County Health & Human Services Department (DHHS)/Health Division to the Oakland County Mental Health Authority (OCCMHA) one (1) GF/GP Office Supervisor I position (#1060261-

02963); one (1) SR Account Clerk II position (#1060261-01942); one (1) SR Technical Assistant position (#1060261-07153); and two (2) SR Substance Abuse Program Analyst positions (#1060261-07398 and 07499) will be deleted effective September 30, 2014 in the SA Admin Treatment and PACE units of the Health Division.

- The SR positions were not included in the FY 2015 – FY 2017 County Executive Recommended Budget therefore no budget amendment is required.
- The FY 2015, FY 2016 and FY 2017 budgets are amended as follows:

GENERAL FUND (#10100)	FY2015 Amendment	FY 2016 – FY 2017 Amendment
Revenues		
9010101-196030-665882 Planned Use of Balance	\$ 3,866,140	\$ 0
Total Revenues	\$ 3,866,140	\$ 0
Expenditures		
1060261-134790-731682 Satellite Centers	(\$ 1,820,000)	(\$ 1,820,000)
9010101-134790-740160 Substance Abuse Coord Agency	5,686,140	1,820,000
Total Expenditures	\$ 3,866,140	\$ 0

GENERAL FUND (#10100)	FY 2015 Amendment	FY 2016 – FY 2017 Amendment
Revenues		
9010101-196030-665882 Planned Use of Balance	(\$ 80,917)	(\$ 80,917)
Total Revenues	(\$ 80,917)	(\$ 80,917)
Expenditures		
1060261-134790-702010 Salaries	(\$ 46,378)	(\$ 46,378)
1060261-134790-722750 Workers Comp	(104)	(104)
1060261-134790-722760 Group Life	(143)	(143)
1060261-134790-722770 Retirement	(9,721)	(9,721)
1060261-134790-722780 Hospitalization	(18,597)	(18,597)
1060261-134790-722790 Social Security	(3,548)	(3,548)
1060261-134790-722800 Dental	(1,460)	(1,460)
1060261-134790-722810 Disability	(672)	(672)
1060261-134790-722820 Unemployment Insurance	(148)	(148)
1060261-134790-722850 Optical	(146)	(146)
Total Expenditures	(\$ 80,917)	(\$ 80,917)

FINANCE COMMITTEE

(The vote for this motion appears on page 507.)

*MISCELLANEOUS RESOLUTION #14206

BY: Human Resources Committee, John Scott, Chairperson

IN RE: HUMAN RESOURCES DEPARTMENT/HEALTH & HUMAN SERVICES DEPARTMENT – NEW CLASSIFICATION AND POSITION OF LACTATION SPECIALIST

To the Oakland County Board of Commissioners

Chairperson, Ladies and Gentlemen:

WHEREAS the Comprehensive Planning Budgeting and Contracting (CPBC) grant, MR #13270, amendment #4, was received with approval from the Oakland County Health & Human Services Department; and

WHEREAS the amendment is intended to allow the Health & Human Services Department to provide lactation support services to pregnant and breastfeeding clients of the Woman, Infant and Children (WIC) program; and

WHEREAS this would be accomplished by staff providing support, encouragement, and knowledge on common breastfeeding practices and concerns to approximately 930-950 pregnant and breastfeeding WIC clients, including traveling approximately 8 hours per month to hospitals, human service agencies or providers locations; and

WHEREAS to aid in providing this service, the Human Resources Department proposes to create a new classification and position of Lactation Specialist, Full Time Eligible at a flat rate of \$13.00 per hour within in the Health & Human Services Department; and
WHEREAS the position of Lactation Specialist would be 100% grant funded through the CBPC grant including the salary, wages, travel, and all incidentals to complete the job; and
WHEREAS this funding is available from Amendment #4 and will be reflected in the 3rd Quarter Forecast from Fiscal Services.

NOW THEREFORE BE IT RESOLVED that the Oakland County Board of Commissioners approves to create a new classification of Lactation Specialist, excluded from the Salary Administration Plan, with a flat rate of \$13.00 per hour.

BE IT FURTHER RESOLVED to create one (1) SR funded, Full Time Eligible Lactation Specialist position in Health and Human Services Department, Health Division, Unit number 1060284.

BE IT FURTHER RESOLVED that continuation of this position would be contingent upon future grant funding.

Chairperson, on behalf of the Human Resources Committee, I move the adoption of the foregoing resolution.

HUMAN RESOURCES COMMITTEE

FISCAL NOTE (MISC. #14206)

BY: Finance Committee, Tom Middleton, Chairperson

IN RE: HUMAN RESOURCES DEPARTMENT/HEALTH & HUMAN SERVICES DEPARTMENT NEW - CLASSIFICATION AND POSITION OF LACTATION SPECIALIST

To the Oakland County Board of Commissioners

Chairperson, Ladies and Gentlemen:

Pursuant to Rule XII-G of this Board, the Finance Committee has reviewed the above referenced resolution and finds:

1. The Michigan Department of Community Health (MDCH) through the Comprehensive Planning, Budgeting and Contracting (CPBC) grant is anticipated to award the Oakland County Health Division funding in the amount of \$141,259 under the WIC (Women, Infants and Children) Breastfeeding program.
2. The Oakland County Health Division is proposing the creation of one (1) Special Revenue funded, full time eligible Lactation Specialist position to provide lactation support services to pregnant and breastfeeding clients of the Women, Infants and Children (WIC) program.
3. The Lactation Specialist will also provide support, encouragement, and knowledge on common breastfeeding practices and concerns to clients of the WIC program through routine contact during their breastfeeding experience, including visits at hospitals, clinics, and human service agencies.
4. The annual cost of the position is \$27,040.00 in salaries and \$25,628 in fringe benefits, for a total annual cost of \$52,668.
5. An amendment is included in the FY 2014 3rd Quarter Forecast resolution which provides funding to perform these services for the remainder of FY 2014 using Contracted Services.
6. The position will not be filled until the FY 2015 CPBC grant allocation is awarded and accepted by the Board of Commissioners. A budget amendment will be included with the grant acceptance.
7. The future level of service, including personnel, will be contingent upon the level of funding available from the State.

FINANCE COMMITTEE

(The vote for this motion appears on page 507.)

***MISCELLANEOUS RESOLUTION #14207**

BY: Human Resources Committee, John Scott, Chairperson

IN RE: HUMAN RESOURCES DEPARTMENT – POSITION CHANGES

To the Oakland County Board of Commissioners

Chairperson, Ladies and Gentlemen:

WHEREAS as a result of improvements in the economy, an increase in the filling of vacant positions and changes from federal and state regulations that impact employee benefits, the Human Resources Department has examined its operations and future personnel requirements; and
WHEREAS several position changes are needed to align staff with department needs; and
WHEREAS we are experiencing an increase in the requests to fill County positions, thus increasing the workload of the Recruitment and Workforce Planning area of the Human Resources Department; and
WHEREAS a need has been identified for a position to market the County as an employer of choice in order to attract and retain a qualified workforce; and
WHEREAS in addition to marketing, this position will also focus on creating materials for job fairs and advertising, coordinating the onboarding of new employees and an exit interview program and efforts to retain current employees; and

WHEREAS an Office Assistant II is currently under-filling a Human Resources Analyst II position in the Recruitment and Workforce Planning Unit; and
WHEREAS is it proposed to create one (1) full-time eligible GF/GP Office Assistant II position in the Workforce Management Division, Recruitment & Workforce Planning Unit (#1050402), at the three year step, to continue to provide clerical support to the Recruitment function of the division, thus freeing up the Human Resources Analyst II position to perform Recruitment and Workforce Planning duties; and

WHEREAS it has also been determined that a working supervisor is now needed to oversee the daily workflow of the compensation and classification area due to the increasing demands of the Recruitment area that currently shares a supervisor position; and
WHEREAS it is requested to create a new classification titled Compensation & Classification Supervisor at a salary grade 14, overtime exempt; and
WHEREAS the Employee Benefits Unit in the Benefits Administration Division has a need for a Human Resources Analyst I position to provide analytical support to the unit because of implementation and changes as a result of State of MI PA 152 of 2011 and the Affordable Care Act; and
WHEREAS it is important for the County to ensure compliance with regulations in order to avoid fees and penalties, as well as continue to offer a benefits package that is competitive with the local labor market; and

WHEREAS it is proposed to create one (1) PR funded full-time eligible Human Resources Analyst I position in the Benefits Unit (#1050520); and
WHEREAS a recent Miscellaneous Resolution from a Management and Budget reorganization has savings that can be applied to the GF/GP funded Human Resources position changes; and
WHEREAS these changes result in no extra GF/GP funding needed and PR funding is available within the Fringe Benefit Fund.

NOW THEREFORE BE IT RESOLVED that the Oakland County Board of Commissioners authorizes the Human Resources Department to create a new classification titled Compensation & Classification Supervisor, at a salary grade 14, overtime exempt.

BE IT FURTHER RESOLVED to create one (1) GF/GP full-time eligible Office Assistant II position, at the three year step, in the Workforce Planning Division, Recruitment and Workforce Planning Unit (#1050402).

BE IT FURTHER RESOLVED to create one (1) PR funded full-time eligible Human Resources Analyst I position in the Benefits Administration Division, Employee Benefits Unit (#1050520).

Chairperson, on behalf of the Human Resources Committee, I move the adoption of the foregoing resolution.

HUMAN RESOURCES COMMITTEE

FISCAL NOTE (MISC. #14207)

BY: Finance Committee, Tom Middleton, Chairperson

IN RE: HUMAN RESOURCES DEPARTMENT – POSITION CHANGES

To the Oakland County Board of Commissioners

Chairperson, Ladies and Gentlemen:

Pursuant to Rule XII-C of this Board, the Finance Committee has reviewed the above referenced resolution and finds:

1. The Human Resources Department has examined its operations and future personnel requirements and a need for a position to market the County as an employer of choice in order to attract and retain a qualified workforce has been identified.

2. This position will also focus on creating materials for job fairs and advertising, coordinating the onboarding of new employees and an exit interview program and efforts to retain current employees.
3. It is proposed to create one (1) full-time eligible GF/GP Office Assistant II position in the Workforce Management Division, Recruitment & Workforce Planning Unit (#1050402), at the three year step, to continue to provide clerical support to the Recruitment function of the division.
4. The Employee Benefits Unit in the Benefits Administration Division has a need for a Human Resources Analyst I position to provide analytical support to the unit because of implementation and changes as a result of State of MI PA 152 of 2011 and the Affordable Care Act.
5. It is proposed to create one (1) PR funded full-time eligible Human Resources Analyst I position in the Benefits Unit (#1050520).
6. It is also proposed to increase the HR Workforce Recruitment line item by \$4,200 due to a need for additional recruitment funding.
7. It has also been determined that a working supervisor is now needed to oversee the daily workflow of the compensation and classification area due to the increasing demands of the Recruitment area that currently shares a supervisor position and it is requested to create a new classification titled Compensation & Classification Supervisor at a salary grade 14, overtime exempt.
8. Miscellaneous Resolution #14191 titled Department of Management and Budget Position Modifications contained savings of \$67,275 that can be applied toward the GF/GP Human Resource position and Recruitment Expense line item changes totaling \$67,249; resulting in no additional GF/GP funding being required.
9. Funding for the PR funded Human Resources Analyst I position is available within the Fringe Benefit Fund.
10. The FY 2015-2017 Budget is amended as follows:

<u>GENERAL FUND (#10100)</u>	<u>FY 2015-FY 2017</u>
<u>Revenues</u>	
10100 9010101 196030 665882 Planned Use of Balance	\$ 67,249
Total Revenue	<u>\$ 67,249</u>
<u>Expenditures</u>	
10100 1050402 183020 702010 Salaries	\$ 34,509
10100 1050402 183020 722900 Fringe Benefit Adjustments	\$ 28,540
10100 1050402 183020 731570 Recruitment Expense	<u>\$ 4,200</u>
Total Expenditures	<u>\$ 67,249</u>
 <u>FRINGE BENEFIT FUND (#67800)</u>	
<u>Expenditures</u>	
67800 1050520 183160 702010 Salaries	\$ 45,660
67800 1050520 183160 722900 Fringe Benefit Adjustments	\$ 32,886
67800 9011501 183190 730870 Hospitalization	(\$ 78,546)
Total Expenditures	<u>\$ 0</u>

FINANCE COMMITTEE

(The vote for this motion appears on page 507.)

***REPORT (MISC. #14208)**

BY: Finance Committee, Tom Middleton, Chairperson

IN RE: FACILITIES MANAGEMENT/PARKS AND RECREATION COMMISSION – INDEPENDENCE OAKS – WONCH LEASE

To the Oakland County Board of Commissioners

Chairperson, Ladies and Gentlemen:

The Finance Committee, having reviewed the above referenced resolution, recommends the following amendment:

Change the 3rd WHEREAS paragraph:

WHEREAS, it is the desire of the Oakland County Parks and Recreation Commission to lease said house located at 10275 Sashabaw Road, Waterford, Clarkston, MI 48348 to Cecilia Wonch and Tyler Williams for a period commencing August ~~September~~ **September 1**, 2014 through December 31, 2019; and

Under the 4th WHEREAS paragraph, correct the beginning date of the 2014/2015 lease period: August ~~September~~ **September 1, 2014 – December 31, 2015**

Include after the last BE IT FURTHER RESOLVED paragraph: Chairperson, on behalf of the Planning and Building Committee, I move the adoption of the foregoing resolution.

Chairperson, on behalf of the Finance Committee, I move the acceptance of the foregoing report.
FINANCE COMMITTEE

MISCELLANEOUS RESOLUTION #14208

BY: Planning and Building Committee, Jim Runestad, Chairperson

IN RE: FACILITIES MANAGEMENT/PARKS AND RECREATION COMMISSION – INDEPENDENCE OAKS – WONCH LEASE

To the Oakland County Board of Commissioners

Chairperson, Ladies and Gentlemen:

WHEREAS the County of Oakland is the owner of Independence Oaks County Park; and WHEREAS a 1368-square foot house, identified as 10275 Sashabaw Road, Clarkston, MI 48348, is located on the grounds of Independence Oaks County Park; and

WHEREAS it is the desire of the Oakland County Parks and Recreation Commission to lease said house located at 10275 Sashabaw Road, Waterford, MI 48348 to Cecilia Wonch and Tyler Williams for a period commencing August 1, 2014 through December 31, 2019; and

WHEREAS under the terms and conditions of the attached Lease Agreement Cecilia Wonch and Tyler Williams will pay rent as follows:

August 1, 2014 – December 31, 2015	\$638.00 per month
January 1, 2016 – December 31, 2016	\$650.00 per month
January 1, 2017 – December 31, 2017	\$663.00 per month
January 1, 2018 – December 31, 2018	\$677.00 per month
January 1, 2019 – December 31, 2019	\$690.00 per month

each month and pay all utility costs; and

WHEREAS the Departments of Facilities Management and Corporation Counsel have reviewed and/or prepared all necessary documents related to the attached lease agreement; and

WHEREAS it is the recommendation of the Oakland County Parks and Recreation Commission and the Department of Facilities Management that the Oakland County Board of Commissioners accepts and approves the terms and conditions of the attached Lease Agreement.

NOW THEREFORE BE IT RESOLVED that the Oakland County Board of Commissioners hereby approves and authorizes the attached Lease Agreement between the County of Oakland and Cecilia Wonch and Tyler Williams.

BE IT FURTHER RESOLVED that the rent amount received be deposited in the Oakland County Parks and Recreation Rental House Revenue fund line item.

BE IT FURTHER RESOLVED that the Oakland County Board of Commissioners hereby directs its Chairperson or his designee to execute the attached Lease Agreement and all other related documents between the County of Oakland and Cecilia Wonch and Tyler Williams, which may be required.

PLANNING AND BUILDING COMMITTEE

Copy of Parks and Recreation Resolution, Residential Lease Agreement Incorporated by Reference. Original on file in County Clerk's Office Incorporated by Reference. Original on file in County Clerk's office.

FISCAL NOTE (MISC. #14208)

BY: Finance Committee, Tom Middleton, Chairperson

IN RE: FACILITIES MANAGEMENT/PARKS AND RECREATION COMMISSION – INDEPENDENCE OAKS-WONCH LEASE

To the Oakland County Board of Commissioners
Chairperson, Ladies and Gentlemen:

Pursuant to Rule XII-C of this Board, the Finance Committee has reviewed the above-referenced resolution and finds:

1. The County of Oakland is owner of Independence Oaks County Park.
2. It is the desire of the Oakland County Parks and Recreation Commission to lease a 1,368-square foot house, identified as 10275 Sashabaw Road, Clarkston, Michigan, to Cecilia Wonch and Tyler Williams.
3. Lease period runs from September 1, 2014 through December 31, 2019.
4. Attached Lease Agreement specifies the rent to be paid Oakland County from Cecilia Wonch and Tyler Williams.
5. No budget amendment is required as revenues for this rental are included in the FY 2014 – FY 2016 budget.

FINANCE COMMITTEE

(The vote for this motion appears on page 507.)

***REPORT (MISC. #14209)**

BY: Finance Committee, Tom Middleton, Chairperson

IN RE: FACILITIES MANAGEMENT/PARKS AND RECREATION COMMISSION – WATERFORD OAKS - ROWLAND LEASE

To the Oakland County Board of Commissioners
Chairperson, Ladies and Gentlemen:

The Finance Committee, having reviewed the above referenced resolution, recommends the following amendments:

Change the 2nd WHEREAS Paragraph:

WHEREAS a 759-square foot house, identified as 2866 Watkins Lake Road, Waterford, MI 48386 **48328**, is located on the grounds of Waterford Oaks County Park; and

Change the 3rd WHEREAS paragraph:

WHEREAS it is the desire of the Oakland County Parks and Recreation Commission to lease said house located at 2866 Watkins Lake Road, Waterford, MI 48386 **48328** to Ila Rowland for a period commencing January 1, 2015 through December 31, 2019; and

Include after the last BE IT FURTHER RESOLVED paragraph:

Chairperson, on behalf of the Planning and Building Committee, I move the adoption of the foregoing resolution.

Chairperson, on behalf of the Finance Committee, I move the acceptance of the foregoing report.

FINANCE COMMITTEE

MISCELLANEOUS RESOLUTION #14209

BY: Planning and Building Committee, Jim Runestad, Chairperson

IN RE: FACILITIES MANAGEMENT/PARKS AND RECREATION COMMISSION – WATERFORD OAKS – ROWLAND LEASE

To the Oakland County Board of Commissioners
Chairperson, Ladies and Gentlemen:

WHEREAS the County of Oakland is the owner of Waterford Oaks County Park; and

WHEREAS a 759-square foot house, identified as 2866 Watkins Lake Road, Waterford, MI 48386, is located on the grounds of Waterford Oaks County Park; and

WHEREAS it is the desire of the Oakland County Parks and Recreation Commission to lease said house located at 2866 Watkins Lake Road, Waterford, MI 48386 to Ila Rowland for a period commencing January 1, 2015 through December 31, 2019; and

WHEREAS under the terms and conditions of the attached Lease Agreement Ila Rowland will pay rent as follows:

January 1, 2015 – December 31, 2015	\$776.00 per month
January 1, 2016 – December 31, 2016	\$791.00 per month
January 1, 2017 – December 31, 2017	\$807.00 per month
January 1, 2018 – December 31, 2018	\$823.00 per month

January 1, 2019 – December 31, 2019 \$840.00 per month

each month and pay all utility costs; and

WHEREAS the Departments of Facilities Management and Corporation Counsel have reviewed and/or prepared all necessary documents related to the attached lease agreement; and

WHEREAS it is the recommendation of the Oakland County Parks and Recreation Commission and the Department of Facilities Management that the Oakland County Board of Commissioners accepts and approves the terms and conditions of the attached Lease Agreement.

NOW THEREFORE BE IT RESOLVED that the Oakland County Board of Commissioners hereby approves and authorizes the attached Lease Agreement between the County of Oakland and Ila Rowland.

BE IT FURTHER RESOLVED that the rent amount received be deposited in the Oakland County Parks and Recreation Rental House Revenue fund line item.

BE IT FURTHER RESOLVED that the Oakland County Board of Commissioners hereby directs its Chairperson or his designee to execute the attached Lease Agreement and all other related documents between the County of Oakland and Ila Rowland, which may be required.

PLANNING AND BUILDING COMMITTEE

Copy of Parks and Recreation Resolution, Residential Lease Agreement Incorporated by Reference. Original on file in County Clerk's Office.

FISCAL NOTE (MISC. #14209)

BY: Finance Committee, Tom Middleton, Chairperson

IN RE: FACILITIES MANAGEMENT/PARKS AND RECREATION COMMISSION – WATERFORD OAKS-ROWLAND LEASE

To the Oakland County Board of Commissioners

Chairperson, Ladies and Gentlemen:

Pursuant to Rule XII-C of this Board, the Finance Committee has reviewed the above-referenced resolution and finds:

1. The County of Oakland is owner of Waterford Oaks County Park.
2. It is the desire of the Oakland County Parks and Recreation Commission to lease a 759-square foot house, identified as 2866 Watkins Lake Road, Waterford, Michigan, to Ila Rowland.
3. Lease period runs from January 1, 2015 through December 31, 2019.
4. Attached Lease Agreement specifies the rent to be paid Oakland County from Ila Rowland.
5. No budget amendment is required as revenues for this rental are included in the FY 2014 – FY 2016 budget.

FINANCE COMMITTEE

(The vote for this motion appears on page 507.)

***REPORT (MISC. #14210)**

BY: Finance Committee, Tom Middleton, Chairperson

IN RE: FACILITIES MANAGEMENT/PARKS AND RECREATION COMMISSION – WHITE LAKE OAKS – RATLEDGE LEASE

To the Oakland County Board of Commissioners

Chairperson, Ladies and Gentlemen:

The Finance Committee, having reviewed the above referenced resolution, recommends the following amendments:

Include after the last BE IT FURTHER RESOLVED paragraph:

Chairperson, on behalf of the Planning and Building Committee, I move the adoption of the foregoing resolution.

Chairperson, on behalf of the Finance Committee, I move the acceptance of the foregoing report.

FINANCE COMMITTEE

MISCELLANEOUS RESOLUTION #14210

BY: Planning and Building Committee, Jim Runestad, Chairperson
IN RE: FACILITIES MANAGEMENT/PARKS AND RECREATION COMMISSION – WHITE LAKE OAKS – RATLEDGE LEASE

To the Oakland County Board of Commissioners
Chairperson, Ladies and Gentlemen:

WHEREAS the County of Oakland is the owner of White Lake Oaks County Park; and
WHEREAS a 600-square foot house, identified as 1540 Orchard Street, White Lake, MI 48386, is located on the grounds of White Lake Oaks County Park; and
WHEREAS it is the desire of the Oakland County Parks and Recreation Commission to lease said house located at 1540 Orchard Street, White Lake, MI 48386 to Brian Ratledge for a period commencing January 1, 2015 through December 31, 2019; and
WHEREAS under the terms and conditions of the attached Lease Agreement Brian Ratledge will pay rent as follows:

January 1, 2015 – December 31, 2015	\$446.00 per month
January 1, 2016 – December 31, 2016	\$455.00 per month
January 1, 2017 – December 31, 2017	\$464.00 per month
January 1, 2018 – December 31, 2018	\$474.00 per month
January 1, 2019 – December 31, 2019	\$483.00 per month

each month and pay all utility costs; and
WHEREAS the Departments of Facilities Management and Corporation Counsel have reviewed and/or prepared all necessary documents related to the attached lease agreement; and
WHEREAS it is the recommendation of the Oakland County Parks and Recreation Commission and the Department of Facilities Management that the Oakland County Board of Commissioners accepts and approves the terms and conditions of the attached Lease Agreement.

NOW THEREFORE BE IT RESOLVED that the Oakland County Board of Commissioners hereby approves and authorizes the attached Lease Agreement between the County of Oakland and Brian Ratledge.

BE IT FURTHER RESOLVED that the rent amount received be deposited in the Oakland County Parks and Recreation Rental House Revenue fund line item.

BE IT FURTHER RESOLVED that the Oakland County Board of Commissioners hereby directs its Chairperson or his designee to execute the attached Lease Agreement and all other related documents between the County of Oakland and Brian Ratledge, which may be required.

PLANNING AND BUILDING COMMITTEE

Copy of Parks and Recreation Resolution, Residential Lease Agreement Incorporated by Reference. Original on file in County Clerk's office.

FISCAL NOTE (MISC. #14210)

BY: Finance Committee, Tom Middleton, Chairperson
IN RE: FACILITIES MANAGEMENT/PARKS AND RECREATION COMMISSION – WHITE LAKE OAKS – RATLEDGE LEASE

To the Oakland County Board of Commissioners
Chairperson, Ladies and Gentlemen:

Pursuant to Rule XII-C of this Board, the Finance Committee has reviewed the above-referenced resolution and finds:

1. The County of Oakland is owner of White Lake Oaks County Park.
2. It is the desire of the Oakland County Parks and Recreation Commission to lease a 600-square foot house, identified as 1540 Orchard Street, White Lake, Michigan, to Brian Ratledge.
3. Lease period runs from January 1, 2015 through December 31, 2019.
4. Attached Lease Agreement specifies the rent to be paid Oakland County from Brian Ratledge.
5. No budget amendment is required as revenues for this rental are included in the FY 2014 – FY 2016 budget.

FINANCE COMMITTEE

(The vote for this motion appears on page 507.)

*MISCELLANEOUS RESOLUTION #14211

BY: Public Services Committee, Bill Dwyer, Chairperson
IN RE: CIRCUIT COURT – FAMILY DIVISION – OAKLAND COUNTY CHILD CARE FUND BUDGET 2014-2015

To the Oakland County Board of Commissioners
Chairperson, Ladies and Gentlemen:

WHEREAS pursuant to provisions of Act 280 of the Public Acts of 1975, Oakland County is required to develop and submit a plan and budget for the provision of funding of foster care services to the Bureau of Juvenile Justice, Department of Human Services, annually; and
WHEREAS the Oakland County Circuit Court - Family Division, County of Oakland, and the Oakland County Department of Health and Human Services have developed the attached foster care services budget for the State's fiscal year, October, 1, 2014 through September 30, 2015; and
WHEREAS the Public Services Committee has reviewed this budget and recommends its submission to the State Office.

NOW THEREFORE BE IT RESOLVED that the Oakland County Board of Commissioners authorizes submission of the 2014-2015 Oakland County Child Care Fund Budget to the Bureau of Juvenile Justice's Child Care Fund Unit, Department of Human Services.
Chairperson on behalf of the Public Services Committee, I move the adoption of the foregoing resolution.
PUBLIC SERVICES COMMITTEE

Copy of County Child Care Budget Summary Michigan Department of Human Services (DHS) Child and Family Services on file in Clerk's office.

FISCAL NOTE (MISC. #14211)

BY: Finance Committee, Tom Middleton, Chairperson
IN RE: CIRCUIT COURT/FAMILY DIVISION - OAKLAND COUNTY CHILD CARE FUND BUDGET 2014-2015

To the Oakland County Board of Commissioners
Chairperson, Ladies and Gentlemen:

Pursuant to the Rule XII-C of this Board, the Finance Committee has reviewed the above-referenced resolution and finds:

1. Under the provisions of Act 280 of the Public Acts of 1975, Oakland County is required to develop and submit a plan and budget for funding foster care services to the Child and Family Services Office of the Bureau of Juvenile Justice, Department of Human Services annually.
2. The Circuit Court/Family Division and the Oakland County Department of Human Services have developed the budget for foster care services covering the period of October 1, 2014 through September 30, 2015.
3. The application reflects \$35,655,292 in gross expenditures and \$2,300,000 in offsetting revenues, leaving a net expenditure of \$33,355,292. The Child Care fund reimburses 50% for all Child Care Fund eligible expenditures of \$33,355,292, rendering a State reimbursement of \$16,677,646 should the State approve the budget and the County expend all funds listed in the application.
4. The application reflects an approximate .17% increase from last year's application totaling \$57,581.
5. The figures provided are estimates for State Child Care Fund budgeting purposes only, based on current available data and may not reflect the eventual adopted budget and/or expenditures for this program. The application expenditures exceed the FY 2015 Finance Committee Recommendation by approximately 11.58% or \$1,929,813.
6. If necessary, a budget amendment will be recommended at the time of the contract agreement.

FINANCE COMMITTEE

Vote on Consent Agenda:

AYES: Dwyer, Gershenson, Gingell, Gosselin, Hoffman, Jackson, Long, Matis, McGillivray, Middleton, Runestad, Scott, Spisz, Taub, Weipert, Woodward, Zack, Bosnic, Crawford. (19)
 NAYS: None. (0)

A sufficient majority having voted in favor, the resolutions (with fiscal notes attached) on the amended Consent Agenda were adopted (with accompanying reports being accepted).

There were no items to report on the Regular Agenda for the Finance Committee.

MISCELLANEOUS RESOLUTION #14220

BY: General Government Committee, Christine Long, Chairperson

IN RE: DEPARTMENT OF HEALTH & HUMAN SERVICES - HOMELAND SECURITY DIVISION - OUTDOOR WARNING SYSTEM EXPANSION - THE TOWNSHIP OF HOLLY

To the Oakland County Board of Commissioners

Chairperson, Ladies and Gentlemen:

WHEREAS the Oakland County Board of Commissioners by Miscellaneous Resolution No.'s 7865, 7971, and 8664 accepted federal grants to defray a portion of the costs in purchasing sirens to be utilized within the Oakland County Outdoor Warning System; and

WHEREAS the County share of the costs will remain at twenty-five percent as has been the policy previously established by the Board of Commissioners by various Miscellaneous Resolutions, whereby local units pay seventy-five percent with the County being responsible for the maintenance and electrical costs for the sirens purchased; and

WHEREAS The Township of Holly, has executed the attached Interlocal Agreement Amendment; and WHEREAS The Township of Holly has agreed to pay seventy-five percent of the total estimated cost of two sirens; and

WHEREAS consistent with the Original Interlocal Agreement (reference Miscellaneous Resolution #12300), The Township of Holly agrees that Oakland County will retain ownership of the sirens and will be responsible for the maintenance and the electrical costs for said sirens purchased under this agreement; and

NOW THEREFORE BE IT RESOLVED that the Oakland County Board of Commissioners approves the attached Severe Weather Warning System Interlocal Agreement Amendment with the Township of Holly and authorizes the Board Chairperson to execute the agreement on behalf of Oakland County.

BE IT FURTHER RESOLVED that the expenditure of this appropriation is contingent upon the execution of the attached written agreement between the County and The Township of Holly.

Chairperson, on behalf of the General Government Committee, I move the adoption of the foregoing resolution.

GENERAL GOVERNMENT COMMITTEE

**THE TOWNSHIP OF HOLLY
 TORNADO SIRENS**

BUDGET SUMMARY

Purchase of two warning sirens:

THE TOWNSHIP OF HOLLY (75%)	\$34,500.00
OAKLAND COUNTY (25%)	<u>\$11,500.00</u>
TOTAL COST OF TWO SIRENS:	<u>\$46,000.00</u>
Breakdown of siren costs:	
One Siren- Pole Mounted	\$17,500.00
Siren Model 2001 2-Way	
Siren Controls	
Batteries	
Cable	
Transformer, Rectifier	

Decoder	
Installation	<u>\$5,500.00</u>
Antenna	
Battery Warmers	
Total	\$23,000.00 each

The above costs are based on quotes submitted by Federal Signal Corporation and West Shore Services.

Copy of Amendment #1 to Severe Weather Warning System Interlocal Agreement between Oakland County and Holly Township, Holly Township Board of Trustees August 20, 2014 Regular Meeting Synopsis, Oakland County Outdoor Warning Sirens map and 2012 Severe Weather Warning System Interlocal Agreement between Oakland County and Holly Township Incorporated by Reference. Original on file in County Clerk's office.

The Chairperson referred the resolution to the Finance Committee. There were no objections.

There were no items to report on the Regular Agenda for the Human Resources Committee.

MISCELLANEOUS RESOLUTION #14221

BY: Planning and Building Committee, Jim Runestad, Chairperson

IN RE: WATER RESOURCES COMMISSIONER - 2014 LAKE LEVEL ASSESSMENTS FOR OPERATION AND MAINTENANCE

To the Oakland County Board of Commissioners

Chairperson, Ladies and Gentlemen:

WHEREAS in accordance with the provisions of Part 307 of Act 451 of 1994, as amended, Inland Lake Levels, the Oakland County Water Resources Commissioner operates and maintains 35 lake level control devices/structures and 7 lake augmentation pumps that regulate the legally established water level of 53 lakes located within Oakland County; and

WHEREAS the Water Resources Commissioner incurs costs for such operation and maintenance that are recoverable via assessments against the various benefiting properties and government entities comprising the assessment rolls of the respective Lake Level Districts; and

WHEREAS Section 30722(4) of Act No. 59 requires that the Water Resources Commissioner obtain approval from the Board of Commissioners prior to levying any lake level assessment in excess of \$10,000 annually; and

WHEREAS for the year 2014, the Water Resources Commissioner proposes to assess 29 separate Lake Level Districts for the total aggregate amount of \$432,600.00 for operation, maintenance and repair purposes, as itemized on the listing attached hereto, of which 19 of the proposed assessments are in excess of the said \$10,000 limit, thereby requiring the Board of Commissioners authorization.

NOW THEREFORE BE IT RESOLVED, that the Oakland County Board of Commissioners hereby authorizes the Water Resources Commissioner to assess, levy and collect for the year 2014, for the purpose of operating and maintaining the level of various lakes located in Oakland County, the total aggregate amount of \$432,600.00, being the sum total of assessments for the said year to be assessed against the benefiting properties and government entities comprising the assessment rolls of 29 separate Lake Level Districts itemized on the listing hereto, including 19 assessments in excess of \$10,000.

Chairperson, on behalf of the Planning and Building Committee, I move the adoption of the foregoing resolution.

PLANNING AND BUILDING COMMITTEE

Copy of Oakland County Water Resources Commissioner Memorandum from Steven A. Korth, P.E., Manager, Oakland County Water Resources Commissioner 2014 Lake Levels Detail Summary by Community, Oakland County Water Resources Commissioner 2014 Lake Level Drain Assessments for Maintenance and Operation and Oakland County Water Resources Commissioner 2014 Lake Levels Detail Summary by Project on file in County Clerk's office.

FISCAL NOTE (MISC. #14221)

BY: Finance Committee, Tom Middleton, Chairperson

Commissioners Minutes Continued. September 18, 2014

IN RE: WATER RESOURCES COMMISSIONER - 2014 LAKE LEVEL ASSESSMENTS FOR OPERATION AND MAINTENANCE

To the Oakland County Board of Commissioners
Chairperson, Ladies and Gentlemen:

Pursuant to Rule XII-C of this Board, the Finance Committee has reviewed the above referenced resolution and finds:

1. The resolution authorizes the Water Resources Commissioner to assess, levy, and collect \$432,600.00 for the year 2014 against all benefiting properties and government entities comprising the assessment rolls, for the purpose of operating and maintaining 29 lake levels located within Oakland County.
2. Oakland County's share of the assessments for operations and maintenance of lake levels is \$1,260.65 for roads at large.
3. Funding is available in the General Fund Non-Departmental account - Drain Assessments. No budget amendments are recommended.

FINANCE COMMITTEE

The Chairperson stated the resolution be laid over for 30 days until the October 23, 2014, Board meeting. There were no objections.

MISCELLANEOUS RESOLUTION #14222

BY: Planning and Building Committee, Jim Runestad, Chairperson

IN RE: WATER RESOURCES COMMISSIONER - 2014 CHAPTER 4 DRAIN MAINTENANCE ASSESSMENT RESOLUTION

To the Oakland County Board of Commissioners
Chairperson, Ladies and Gentlemen:

WHEREAS in accordance with the provisions of Chapter 4 of Act No. 40 of the Public Acts of 1956, as amended, also known as the Michigan Drain Code, the Oakland County Water Resources Commissioner operates and maintains a number of open ditch or enclosed drains at various locations throughout Oakland County; and

WHEREAS the Water Resources Commissioner incurs costs for such operation and maintenance that are recoverable via assessments against the various benefiting properties and government entities comprising the assessment rolls of the respective Drainage Districts; and

WHEREAS Chapter 8 of the said Drain Code permits the Water Resources Commissioner to levy assessments against the Drainage District of drains established in accordance with said Chapter 4, for operation, maintenance, clean out and repair purposes; and

WHEREAS for the year 2014, the Water Resources Commissioner proposes to assess 56 Drainage Districts the total aggregate amount of \$412,188.13 for the maintenance, operation, clean out and repair of 56 drains.

NOW THEREFORE BE IT RESOLVED that the Oakland County Board of Commissioners hereby authorizes the Water Resources Commissioner to assess, levy and collect for the year 2014, for the purpose of operating, maintaining, cleaning out and repairing 56 drains located in Oakland County, the total aggregate amount of \$412,188.13, being the sum total of assessments for the said year to be assessed against all of the benefiting properties and government entities comprising the assessment rolls of 56 Drainage Districts itemized on the listing attached hereto.

Chairperson, on behalf of the Planning and Building Committee, I move the adoption of the foregoing resolution.

PLANNING AND BUILDING COMMITTEE

Copy of Oakland County Water Resources Commissioner Memorandum from Steven A. Korth, P.E., Manager, Oakland County Water Resources Commissioner 2014 Chapter 4 Drains Detail Summary by Community, Oakland County Water Resources Commissioner 2014 Chapter 4 Drain Assessments for Maintenance and Operation and Oakland County Water Resources Commissioner 2014 Chapter 4 Drains Detail Summary by Project on file in County Clerk's office.

FISCAL NOTE (MISC. 14222)

BY: Finance Committee, Tom Middleton, Chairperson

509

Commissioners Minutes Continued. September 18, 2014

IN RE: WATER RESOURCES COMMISSIONER - 2014 CHAPTER 4 DRAIN MAINTENANCE ASSESSMENT RESOLUTION

To the Oakland County Board of Commissioners
Chairperson, Ladies and Gentlemen:

Pursuant to Rule XII-C of this Board, the Finance Committee has reviewed the above referenced resolution and finds:

1. The resolution authorizes the Water Resources Commissioner to assess, levy, and collect \$412,188.13 for the year 2014 against all benefiting properties and government entities comprising the assessment rolls, for the purpose of maintaining, cleaning, and repairing 56 Chapter 4 drains located within Oakland County.
2. Oakland County's share of the assessments for maintenance of Chapter 4 drains is \$30,744.93 for roads at large.
3. Funding is available in the General Fund Non-Departmental account - Drain Assessments. No budget amendments are recommended.

FINANCE COMMITTEE

The Chairperson stated the resolution be laid over for 30 days until the October 23, 2014, Board meeting. There were no objections.

MISCELLANEOUS RESOLUTION #14223

BY: Planning and Building Committee, Jim Runestad, Chairperson

IN RE: WATER RESOURCES COMMISSIONER - 2014 CHAPTER 18 DRAIN MAINTENANCE ASSESSMENT RESOLUTION

To the Oakland County Board of Commissioners
Chairperson, Ladies and Gentlemen:

WHEREAS in accordance with the provisions of Chapter 18 of Act No. 40 of the Public Acts of 1956, as amended, also known as the Michigan Drain Code, the Oakland County Water Resources Commissioner operates and maintains a number of open ditch and/or enclosed drains at various locations in Oakland and West Bloomfield Townships; and

WHEREAS existing private drains established as County Drains in accordance with Chapter 18 of the Michigan Drain Code shall be the same as if originally laid out and designated, located, established and constructed by procedures set forth in other sections of the Michigan Drain Code; and

WHEREAS the Water Resources Commissioner incurs costs for the operation and maintenance of these Drains that are recoverable via assessments against the various benefiting properties and government entities comprising the assessment rolls of the respective Drainage Districts; and

WHEREAS Chapter 18 of the said Drain Code permits the Water Resources Commissioner to levy assessments against Drainage District of Drains established in accordance with said Chapter 18, for operation, maintenance, clean out and repair purposes; and

WHEREAS for the year 2014, the Water Resources Commissioner proposes to assess 55 Drainage Districts the total aggregate amount of \$211,300.00 for the maintenance, operation, cleanout and repair of 55 drains.

NOW THEREFORE BE IT RESOLVED that the Oakland County Board of Commissioners hereby authorizes the Water Resources Commissioner to assess, levy and collect for the year 2014, for the purpose of operating, maintaining, cleaning out and repairing 55 drains located in Oakland County, the total aggregate amount of \$211,300.00, being the sum total of assessments for the said year to be assessed against all of the benefiting properties and government entities comprising the assessment rolls of 55 Drainage Districts itemized on the listing attached hereto.

Chairperson, on behalf of the Planning and Building Committee, I move the adoption of the foregoing resolution.

PLANNING AND BUILDING COMMITTEE

Copy of Oakland County Water Resources Commissioner Memorandum from Steven A. Korth, P.E., Manager, Oakland County Water Resources Commissioner 2014 Chapter 18 Drains Detail Summary by Community, Oakland County Water Resources Commissioner 2014 Chapter 18 Drain Assessments for Maintenance and Operation and Oakland County Water Resources Commissioner 2014 Chapter 18 Drains Detail Summary by Project on file in County Clerk's office.

510

FISCAL NOTE (MISC. #14223)

BY: Finance Committee, Tom Middleton, Chairperson
IN RE: WATER RESOURCES COMMISSIONER - 2014 CHAPTER 18 DRAIN MAINTENANCE ASSESSMENT RESOLUTION

To the Oakland County Board of Commissioners
Chairperson, Ladies and Gentlemen:

Pursuant to Rule XII-C of this Board, the Finance Committee has reviewed the above referenced resolution and finds:

1. The resolution authorizes the Water Resources Commissioner to assess, levy, and collect \$211,300.00 for the year 2014 against all benefiting properties and government entities comprising the assessment rolls, for the purpose of operating, maintaining, cleaning, and repairing 55 Chapter 18 drains located within Oakland County.
2. Oakland County's share of the assessments for maintenance of Chapter 18 drains is \$30,874.46 for roads at large.
3. Funding is available in the General Fund Non-Departmental account - Drain Assessments. No budget amendments are recommended.

FINANCE COMMITTEE

The Chairperson stated the resolution be laid over for 30 days until the October 23, 2014, Board meeting. There were no objections.

There were no items to report on the Regular Agenda for the Public Services Committee.

Chairperson Michael Gingell made the following statement: "A Public Hearing is now called on the FY 2015 General Appropriations ACT. Is there anyone present who wishes to speak?" No one requested to speak and the Chairperson declared the Public Hearing closed.

REPORT (MISC. #14224)

BY: Finance Committee, Thomas Middleton, Chairperson
IN RE: FISCAL YEAR 2015 SALARY RECOMMENDATIONS

To the Oakland County Board of Commissioners
Chairperson, Ladies and Gentlemen:

The Finance Committee, having reviewed the Fiscal Year 2015 Salary Recommendations Report from the Human Resources Committee recommends the following amendment:

Insert as 4a. the following:

- 4a. NOW THEREFORE BE IT RESOLVED currently elected and serving County Board of Commission Members Jeff Matis, John Scott, (add additional Commissioners as desired), if elected to a new term of office for the years 2015 and 2016, hereby commit to freezing any compensation paid for their service as Oakland County Commissioners at the level paid for calendar year 2014 and state that they shall immediately donate and return to the County of Oakland any compensation established for the Office of Oakland County Commissioner that exceeds the level established and paid for the office of County Commissioner for calendar year 2014.

Chairperson, on behalf of the Finance Committee, I move the acceptance of the foregoing report.

FINANCE COMMITTEE

REPORT (MISC. #14224)

BY: Human Resources Committee, John Scott, Chairperson
IN RE: FISCAL YEAR 2015 SALARY RECOMMENDATIONS

To The Finance Committee and Oakland County Board of Commissioners
Chairperson, Ladies and Gentlemen:

The Human Resources Committee recommends the following actions:

1. Increase the current salary ranges for salary grades 1-21 by a 3.0% general salary increase for Fiscal Year 2015, which begins September 20, 2014.
2. Increase the current salary ranges for all remaining classifications not represented by bargaining units by a 3% general salary increase for Fiscal Year 2015, including appointed officials, classes

designated as exceptions to salary grades 1-21, part-time and hourly classes, students, and summer and seasonal classes but excluding:

- a. Circuit, Probate and District Court Judges which are currently at the maximum rate allowed
 - b. Oakland County Road Commission members
 - c. Board of Commissioners and all other elected officials whose salaries are addressed below
3. Provide a 3% salary adjustment to the County Executive, Prosecuting Attorney, County Clerk/Register of Deeds, Water Resources Commissioner, Sheriff, and County Treasurer effective September 20, 2014.
 4. Provide a 3% adjustment for County Commissioners effective January 1, 2015, and a 2% salary adjustment effective January 1, 2016.

Create the following new classifications:

- Chief – CHPIS
- Chief – P&R Business Strategy & Development
- Emergency Management Operations Supervisor

Delete the following classifications:

- Supervisor Golf Revenue & Operations
- Increase annual Tuition Reimbursement maximums from \$800 to \$1,400 per semester, and from \$2,400 to \$4,200 annually.

Further that no transfer of fund is required for these increases since sufficient funds have been budgeted. Chairperson, on behalf of the Human Resources Committee, I move the acceptance of the foregoing report.

HUMAN RESOURCES COMMITTEE

COUNTY OF OAKLAND
FISCAL YEAR 2015 BUDGET
GENERAL APPROPRIATIONS ACT

MISCELLANEOUS RESOLUTION #14224

BY: Finance Committee, Tom Middleton, Chairperson
IN RE: FISCAL YEAR 2015 GENERAL APPROPRIATIONS ACT AND 2015 COUNTY GENERAL PROPERTY TAX RATES

To the Oakland County Board of Commissioners
Chairperson, Ladies and Gentlemen:

WHEREAS in accordance with the provisions of Public Act 139 of 1973, the Unified Form of County Government Act, and Public Act 621 of 1978 (as amended by P.A. 493 of 2000), the Uniform Budgeting and Accounting Act for Local Government, it is the responsibility of the Oakland County Board of Commissioners to establish and adopt the annual County Budget and work program; and

WHEREAS the Finance Committee received budget requests from all County Departments, and has reviewed in detail the County Executive's Fiscal Year 2015 Budget Recommendation; and

WHEREAS the Finance Committee, after due deliberation, has formulated a Recommended General Appropriations Act balancing total appropriations with available resources at \$801,860,013 for Fiscal Year 2015, a summary of which was included in the Notice of Public Hearing published in newspapers of general circulation; and

WHEREAS the further intent of this resolution is to maintain a budgetary system for the County of Oakland on the same basis of accounting (generally accepted accounting principles) as the actual financial information is maintained; to define the powers and duties of the County's officers in relation to that system; to designate the Chief Administrative Officer and Fiscal Officer; and to provide that the Board of Commissioners and committees thereof, as well as the Fiscal Officer, shall be furnished with information by the departments, boards, commissions and offices relating to their financial needs, revenues and expenditures/expenses, and general affairs; to prescribe a disbursement procedure, to provide for an allotment system; and to provide remedies for refusal or neglect to comply with the requirements of this resolution; and

WHEREAS the Circuit Court Mediation Fund (Miscellaneous Resolution #90177) is used to cover the total cost of Attorney Mediators, with the balance to be used for enhancement of Court operations as requested by the Court and approved by the Board of Commissioners; and WHEREAS the Board of Commissioners supports the concept of cultural diversity training for Oakland County employees and requires all supervisory, division manager and director level employees to attend cultural diversity training.

NOW THEREFORE BE IT RESOLVED the Oakland County Board of Commissioners does hereby adopt and amend the Fiscal Year 2015 General Appropriations Act recommended by the Finance Committee as advertised and placed in the Clerk's Office for public inspection.

BE IT FURTHER RESOLVED that \$48,000 of Cigarette Tax Revenue distributed by the State to Oakland County under the authority of the Health and Safety Fund Act, P.A. 264 of 1987, be divided between the Health Division (12/17 or \$34,080) and the Sheriff's Department (5/17 or \$13,920).

BE IT FURTHER RESOLVED that funds from the Civil Mediation Account (10100-240201) be utilized to cover the total costs incurred in Fiscal Year 2015 for the Civil Mediation Program.

BE IT FURTHER RESOLVED that the following policy be established regarding administration of the Delinquent Tax Revolving Fund:

- 1) The Delinquent Tax Revolving Fund (DTRF) was established in accordance with the provisions of Public Act 206 of 1893 (as amended) for the purpose of paying local taxing units within the County their respective shares of delinquent ad valorem real property taxes, in anticipation of the collection of those taxes by the County Treasurer. This policy statement, which encompasses the precept of self-funding, ensures that utilization of unrestricted DTRF funds does not impair the functional intent or operational success of the DTRF as originally established.
- 2) To that end, at no time shall funds be diverted from the DTRF that would cause the unrestricted balance to fall below a level that would assure a prompt payment of all current and future outstanding General Obligation Limited Tax Notes, as well as assure the continued operation of the DTRF as specified in the preceding paragraph.
- 3) Penalties and investment interest generated by the DTRF may be transferred, in whole or in part, to the General Fund of the County upon majority vote of the Board of Commissioners so long as such transfer(s) meets the provisions of paragraph #2 above.
- 4) Any and all appropriations from unrestricted DTRF funds, excepting penalties and investment interest, shall be limited to one-time expenditures, as opposed to recurring operations.
- 5) Unless otherwise specified, appropriations from the DTRF shall be considered long- or short-term advances (with specific time frames detailed in the authorizing resolution), to be repaid with interest as specified below.
- 6) Any appropriations from unrestricted DTRF funds, excepting penalties and investment interest, not considered advances to be repaid within a time certain shall require a two-thirds majority vote of the Board of Commissioners.
- 7) All appropriations from unrestricted DTRF funds considered to be advances to be repaid within a time certain shall require a majority vote of the Board of Commissioners.
- 8) Terms and conditions of any and all advances from the DTRF shall be specified in the authorizing resolution, including interest obligations detailed as follows:
 - a. Interest on each payment will be based on the average monthly rate paid during the term of the agreement by the agent of the DTRF for that year's outstanding borrowing, or
 - b. In the event no borrowing occurs for the DTRF, principal and interest payments will be made in accordance with the previously established "Loan of County Funds Policy" (Miscellaneous Resolution #89276) which requires Board approval of repayment terms at an interest rate no less than the prevailing six-month Treasury Bill rate and that such rates shall be computed and compounded quarterly.

BE IT FURTHER RESOLVED that \$10,800,000 in DTRF interest earnings will be transferred to the General Fund to support General Fund/General Purpose activities.

BE IT FURTHER RESOLVED that an indirect cost charges will be billed by the General Fund to the DTRF, in accordance with Oakland County's approved Central Services Indirect Cost Allocation Plan.

BE IT FURTHER RESOLVED that \$1,820,000, or one-half of the \$3,640,000 convention facility tax revenues distributed by the State to Oakland County under the authority of the State Convention Facility Development Act, P.A. 106 of 1985, be earmarked for substance abuse programs. The proceeds received by the taxing unit shall be distributed to the designated coordinating agency pursuant to section

6226 of the public health code, 1978 PA 368, MCL 333.6226, and used only for substance abuse prevention and treatment programs in the county from which the proceeds originated.

BE IT FURTHER RESOLVED that the Oakland County Board of Commissioners, in accordance with the requirements of Public Act 214 of 1899, as amended, authorizes that .0004 mills Current Property Tax Levy be designated for the purpose of funding Veterans' Services Soldier Relief.

BE IT FURTHER RESOLVED that each Supervisor of the various townships and Assessing Officers of the several cities of Oakland County are authorized and directed to spread on their respective township of city tax rolls for the year 2015 a County General Property Tax Levy of 4.1900 Mills to be applied to the 2015 Taxable Value of all property located within their respective jurisdictions.

BE IT FURTHER RESOLVED that the Manager - Equalization perform the function of Equalization Director including the examination of the assessment rolls of the several townships and cities within Oakland County to ascertain whether the real and personal property in the respective townships and cities has been equally and uniformly assessed at 50% of true cash value and to make recommendation to that fact to the County Board of Commissioners.

BE IT FURTHER RESOLVED that:

1. The County Executive is hereby designated the Chief Administrative Officer of the County of Oakland and, further, that the Director of Management and Budget shall perform the duties of the Fiscal Officer as specified in this resolution.
2. The Fiscal Officer shall provide an orientation session and written instructions for preparing department budget requests. These instructions shall include information that the Fiscal Officer determines to be useful and necessary to assure that the budgetary estimates of the agencies are prepared in a consistent manner and the needs of the Board of Commissioners and Committees are met.
3. Any offices, departments, commissions and boards of the County of Oakland financed in whole or in part by the County of Oakland shall transmit to the Fiscal Officer their estimates of the amounts of money required for each activity in their respective agencies, as well as their estimate of revenues that will be generated from charges for services. They shall also submit any other information deemed relevant by the Fiscal Officer and/or the Board of Commissioners and committees thereof.
4. The Fiscal Officer shall prescribe forms to be used by the offices, departments, commissions and boards of the County of Oakland in submitting their budget estimates and shall prescribe the rules and regulations the Fiscal Officer deems necessary for the guidance of officials in preparing such budget estimates. The Fiscal Officer may require that the estimates be calculated on the basis of various assumptions regarding level of service. The Fiscal Officer may also require a statement for any proposed expenditure and a justification of the services financed.
5. The Fiscal Officer shall prepare estimates of revenue for each budgeted fund, classified to show in detail the amount expected to be received from each source. Estimates of expenditures and revenues shall also be classified by character, object, function and activity consistent with the accounting system classification.
6. The Fiscal Officer shall review the agency estimates with a representative from each agency of the County of Oakland that has submitted such estimates. The purpose of the review shall be to clarify the estimates, ensure the accuracy, and to determine their adherence to the policies previously enumerated by the Fiscal Officer and the Board of Commissioners or committees thereof as herein required.
7. The Fiscal Officer shall consolidate the estimates received from the various agencies together with the amounts of expected revenues and shall make recommendations relating to those estimates which shall assure that the total of estimated expenditures including an accrued deficit does not exceed the total of expected revenues including an unappropriated surplus.
8. The recommended budget shall include at least the following:
 - (a) Expenditure data for the most recently completed fiscal year and estimated expenditures, or amended budget, for the current fiscal year,
 - (b) An estimate of the expenditure amounts required to conduct, the government of Oakland County, including its budgetary centers,
 - (c) Revenue data for the most recently completed fiscal year and estimated revenues, or amended budget, for the current fiscal year,

- (d) An estimate of revenues, by source, to be raised or received by Oakland County in the ensuing fiscal years.
 - (e) The amount of surplus or deficit from prior fiscal years, together with an estimate of the amount of surplus or deficit expected in the current fiscal year.
 - (f) An estimate of the amount needed for deficiency, contingent or emergency purposes and the amounts needed to pay and discharge the principal and interest of the debt of Oakland County due in the ensuing fiscal years.
 - (g) The amount of proposed capital outlay expenditures, except those financed by enterprise, capital projects, or internal service funds, including the estimated total costs and proposed method of financing of each capital construction project and the projected additional annual operating cost and the method of financing the operating costs of each capital construction project for three (3) years beyond the fiscal year covered by the budget.
 - (h) An informational summary of projected revenues and expenditures/expenses of any capital projects, internal service, and enterprise funds.
 - (i) A comparison of the revenue and expenditure amounts in the recommended budget to the most recently approved budget—adopted by the Board of Commissioners with appropriate explanation of the variances.
 - (j) Any other data relating to fiscal conditions that the Fiscal Officer or the Board of Commissioners or committees thereof consider to be useful in evaluating the financial needs of the County.
9. Not less than ninety (90) days before the next succeeding fiscal year, the County Executive shall transmit the recommended budget to the County Board of Commissioners. The recommended budget shall be accompanied by:
- (a) A proposed general appropriations measure, consistent with the budget, which shall set forth the anticipated revenue and requested expenditure/expense authority in such form and in such detail deemed appropriate by the Board of Commissioners or committees thereof. No appropriations measure shall be submitted to the Board of Commissioners in, which estimated total expenditures/expenses, including an accrued deficit, exceed estimated total revenues, including an available surplus.
 - (b) A budget message which shall explain the reasons for increases or decreases in budgeted items compared with the current fiscal year, the policy of the County Executive as it relates to important budgetary items, and any other information that the County Executive determines to be useful to the Board of Commissioners in its consideration of proposed appropriations.
 - (c) A comparison of the recommended budget to the most recently approved current year budget, together with an analysis and explanation of the variances there from, such variances being divided to show the portion attributable to the current year budget amendments and the portion resulting from the recommended budget.
10. The County Board of Commissioners, or any committee thereof, may direct the County Executive and/or other elected officials to submit any additional information it deems relevant in its consideration of the budget and proposed appropriations measure. The Board of Commissioners or the committees thereof may conduct budgetary reviews with the Fiscal Officer, and/or County departments and divisions or agencies, etc., for the purpose of clarification or justification of proposed budgetary items.
11. The County Board of Commissioners may revise, alter, or substitute for the proposed general appropriations measure in any way, except that it may not change it in a way that would cause total appropriations, including an accrued deficit, to exceed total estimated revenues, including an unappropriated surplus. An accrued deficit shall be the first item to be resolved in the general appropriations measure.
12. The County Board of Commissioners shall fix the time and place of a public hearing to be held on the budget and proposed appropriations measure. The Clerk/Register shall then have published, in a newspaper of general circulation within the County of Oakland, notice of the hearing and an indication of the place at which the budget and proposed appropriations measure may be inspected by the public. This notice must be published at least seven days before the date of the hearing.

13. No later than September 30, the Board of Commissioners shall pass a general appropriations measure providing the authority to make expenditures and incur obligations on behalf of the County of Oakland. The supporting budgetary data to the general appropriations measure shall include at least the following:
- (a) Expenditure data for the most recently completed fiscal year,
 - (b) The expenditures budget as originally adopted by the Board of Commissioners for the current fiscal year,
 - (c) The amended current year appropriations,
 - (d) An estimate of the expenditure amounts required to conduct, the government of Oakland County, including its budgetary centers,
 - (e) Revenue data for the most recently completed fiscal year and estimated revenues, or amended budget, for the current fiscal year,
 - (f) Budgeted revenue estimates as originally adopted by the Board of Commissioners for the current fiscal year,
 - (g) The amended current year Budgeted revenues,
 - (h) An estimate of revenues, by source, to be raised or received by Oakland County in the ensuing fiscal year,
 - (i) The amount of surplus or deficit from prior fiscal years, together with an estimate of the amount of surplus or deficit expected in the current fiscal year,
 - (j) An estimate of the amount needed for deficiency, contingent on emergency purposes, and the amounts needed to pay and to discharge the principal and interest of the debt of Oakland County due in the ensuing fiscal year,
 - (k) The amount of proposed capital outlay expenditures, except those financed by enterprise, capital project, or internal service funds, including the estimated total costs and proposed method of financing of each capital construction project and the projected additional annual operating cost and the method of financing the operating costs of each capital construction project for three (3) years beyond the fiscal year covered by the budget.
 - (l) An informational summary of projected revenues and expenditures/expenses of capital projects, internal service, and enterprise funds,
 - (m) Any other data relating to fiscal conditions that the Board of Commissioners considers to be useful in considering the financial needs of the County,
 - (n) Printed copies of the Board of Commissioners Adopted Budget, Financial Plan or any facsimile thereof shall contain all of the above data unless otherwise approved by the Board of Commissioners.
14. The Board of Commissioners may authorize transfers between appropriation items by the County Executive or Fiscal Officer within limits stated in the appropriations measure. In no case, however, may such limits exceed those provided for in paragraph #22 and #23 of this resolution.
15. A deviation from the original general appropriations measure shall not be made without first amending the general appropriations measure through action by the Board of Commissioners, except within those limits provided for in paragraph #16 of this resolution.
16. Appropriations accumulated at the following three summary levels of expenditure within each County Department will be deemed maximum authorization to incur expenditures: Personnel Expenditures, Operating Expenditures, and Internal Support Expenditures. The County Executive or the Fiscal Officer shall exercise supervision and control of all budgeted expenditures within these limits, holding expenditures below individual line-item appropriations or allowing overruns in individual line-items providing that at no time shall the net expenditures exceed the total appropriation for Personnel and Operating Expenses, respectively, for each department as originally authorized or amended by the Board of Commissioners. Further, Personnel Expenses are authorized only for positions specifically authorized pursuant to this Act as adopted and amended by Board of Commissioner resolution, and appropriated overtime, holiday overtime, on-call pay, shift premium summer help, emergency salaries, and any adjustments required by collective bargaining agreements. The Fiscal Officer shall submit to the Finance Committee a quarterly listing of new governmental funded appropriations and internal service fund line items created administratively which were not properly classifiable. Line-item detail, division, unit or cost center detail and allotments, which provide a monthly calendarization of annual

- appropriations, as deemed necessary by the Fiscal Officer shall be maintained and utilized as an administrative tool for management information and cost control. The Fiscal Officer shall not approve any expenditure beyond that necessary to accomplish stated program or work objectives authorized in the general appropriation measure as originally approved unless amended, in which case the amendment takes precedence.
17. In order to amend the General Appropriations Act the amendment must specifically identify the fund, department, division, unit, program and account affected by the amendment. Additionally, if the amendment increases an appropriation, the source of funding for that additional appropriation, whether an increase in revenue or an offsetting decrease in expenditure, must be presented as part of the amendment.
 18. The Fiscal Officer shall maintain, for all budgeted funds, appropriation ledger accounts in which are to be recorded such expenditure encumbrances and obligations for the future payment of appropriated funds as the Fiscal Officer may approve.
 19. Each purchase order, voucher or contract of Oakland County shall specify the funds and appropriation designated by number assigned in the accounting system classification from which it is payable and shall be paid from no other fund or appropriation. The necessary amount of the appropriation from such account shall be transferred pursuant to the provisions of this resolution to the appropriate general appropriation account and the expenditure then charged thereto.
 20. No obligation shall be incurred against, and no payment shall be made from, any appropriation account unless there is a sufficient unencumbered balance in the appropriation and sufficient funds are or will be available to meet the obligation. All capital projects funded from the Capital Improvement Fund shall require approval of the Board of Commissioners on recommendation of the appropriate liaison committee (Planning and Building Committee) prior to initiation of the project. Any obligation incurred or payment authorized in violation of this resolution shall be void and any payment so made illegal except those otherwise ordered by court judgment or decree.
 21. The Fiscal Officer, after the end of each quarter, shall transmit to the Board of Commissioners a report depicting the financial condition of budgeted operations, including, but not limited to:
 - (a) A forecast of actual revenues by major source compared with budgeted revenues accompanied by an explanation of any significant variances,
 - (b) A forecast of actual expenditures and encumbrances by department compared with authorized appropriations accompanied by an explanation of any significant variances, and
 - (c) A forecast of actual expenditures, encumbrances and transfers from each of the several non-departmental appropriations accounts compared with authorized appropriations accompanied by an explanation of any significant variances.
 22. Direct expenditure and/or transfers of any unencumbered balance or any portion thereof in any appropriation for transfer account to any other appropriations account may not be made without amendment of the general appropriation measure as provided for in this resolution, except that transfers within and between budgeted funds and departments may be made by the Fiscal Officer in the following instances:
 - (a) Transfers may be made from the non-departmental overtime account and fringe benefit adjustment account to the appropriate departmental budget as specific overtime requests are reviewed and approved by the Fiscal Services Division. Additionally, overtime appropriations may be transferred between divisions within a department at the request of the Department Head, if authorized by the Fiscal Officer or his/her designee.
 - (b) Transfers may be made from the non-departmental appropriation accounts for Maintenance Department Charges and Miscellaneous Capital Outlay to the appropriate departmental budget as specific requests for these items are reviewed and approved by the Fiscal Officer or his/her designee.
 - (c) Transfers may be made from the non-departmental appropriation accounts Emergency Salaries and Summer Help as specific requests for these items are reviewed and approved by the Human Resources Department.
 - (d) Transfers may be made from salary and fringe benefit savings, resulting from use of Merit System Administrative Leave without Pay provisions, from departmental budgets to a non-departmental Administrative Leave account. Quarterly reports identifying such

- transfers and detailing the status of the non-departmental Administrative Leave account shall be provided to the appropriate Board committees.
- (e) Fringe benefit rates shall be established annually in the budget process to charge all General Fund/General Purpose, Special Revenue and Proprietary funds for actual employer fringe benefit costs. Such rates shall be sufficient to meet all fringe benefit costs including sick leave and annual leave accumulations, tuition reimbursement, employee training, retirees' medical, required debt service on the Intermediate Retiree Medical Benefit Trust established pursuant to MR #07147, and retirement administration. All funds collected for Retirement, Tuition Reimbursement, Social Security (FICA), Medical for active and retired employees, Disability, Dental, Optical, and Life and Accident Insurance shall be transferred to the Employee Fringe Benefit Fund as established by Miscellaneous Resolution #81-312. Sufficient funds shall be maintained in the Employee Fringe Benefit Fund liability account for sick leave and annual leave to cover the accumulated liability at an amount equal to 50% of the sick leave accumulation and 100% of the annual leave accumulation, including applicable Social Security (FICA) taxes thereon. All funds collected by Workers' Compensation and Unemployment Compensation shall be transferred to the Fringe Benefit Fund as established by Miscellaneous Resolution #81012 and modified by Miscellaneous Resolution #96024.
 - (f) The transfer of funds to the Capital Improvement Fund and Building Fund shall not be made prior to September 30, without approval from the Finance Committee of the Board of Commissioners.
 - (g) Transfers (advances) may be made as necessary from the Drain Revolving Fund to Drain Construction Funds and Drain Maintenance Funds as short term advances for costs incurred such as preliminary engineering fees and ongoing maintenance costs. Costs incurred by Drain Maintenance Funds and Drain Construction Funds will be repaid by the Drain Fund through assessments. Specific requests will be reviewed and approved by the Fiscal Officer or his/her designee.
 - (h) A transfer of any or all of the appropriation allocated under the Non-Departmental account for Legislative Expense (#10100-9090101-196030-731080) shall not be made to any departmental budget without adoption of an Oakland County Board of Commissioners resolution.
23. The Board of Commissioners may make supplemental appropriations by amending this general appropriations measure as provided by this resolution, provided that revenues in excess of those anticipated in the original general appropriations measure become available due to:
 - (a) An unobligated surplus from prior years becoming available;
 - (b) Current year revenue exceeding original estimate in amounts sufficient enough to finance increased appropriations. The Board of Commissioners may make a supplemental appropriation by increasing the dollar amount of an appropriation item in the original general appropriations measure or by adding additional items. At the same time the estimated amount from the source of revenue to which the increase in revenue may be attributed shall be increased, or other source and amount added in a sum sufficient to equal the supplemental expenditure amount. In no case may such appropriations cause total estimated expenditures, including an accrued deficit, to exceed total estimated revenues, including an unappropriated surplus.
 24. Whenever it appears to the County Executive or the Board of Commissioners that actual and probable revenues in any fund will be less than the estimated revenues upon which appropriations from such fund were based, the County Executive shall present to the Board of Commissioners recommendations which, if adopted, will prevent expenditures from exceeding available revenues for the current fiscal year. Such recommendations shall include proposals for reducing appropriations, increasing revenues, or both. After receiving the recommendations of the County Executive for bringing appropriations into balance with estimated revenues, the Board of Commissioners shall amend the general appropriations measure to reduce appropriations or shall approve such measures necessary to provide revenues sufficient to equal appropriations, or both.
 25. All appropriations are annual and the unexpended portion shall lapse at year-end. Encumbrances and appropriations carried forward shall be recorded as an assigned fund

balance, and the subsequent year's budget amended to provide authority to complete these transactions. Appropriations shall not be carried forward for more than six (6) months into the budget year following the year in which they were originally appropriated. A status report on Appropriations Carried Forward, as required by Miscellaneous Resolution #93156, will be incorporated as an integral part of the ensuing year's Second Quarter Financial Forecast for the purposes of determining their continuation for the remainder of the year. The recommended year-end budget amendment shall be supported with a statement of revenues and expenditures and operating surplus or deficit which shall contain the following data: (1) budget as adopted; (2) budget amendments; (3) budget as adjusted; (4) revenues and expenditures, operating surplus or deficit; (5) accrued revenue and expenditures; (6) transfers; (7) total revenues and expenditures and transfers, operating surplus or deficit, including accruals and transfers; (8) encumbrances; (9) appropriations carried forward; (10) total revenues and appropriations utilized, operating surplus or deficit, including encumbrances and appropriations carried forward; (11) balance of revenues not collected, unencumbered appropriation balance, operating surplus or deficit; (12) detail of adjustments to designated and undesignated fund balance, detail of adjustment to reserves and/or any other utilization of surplus; (13) final surplus or deficit or undesignated fund balance carried forward to the subsequent year's budget.

26. A member of the Board of Commissioners, the County Executive, any elected officer, the Fiscal Officer, any other administrative officer or employee of Oakland County shall not: (1) create a debt, incur a financial obligation on behalf of the County against an appropriation account in excess of the amount authorized, (2) apply or divert money of the County for purposes inconsistent with those specified in this general appropriations measure as approved and amended by the Board of Commissioners, nor (3) forgive a debt or write off an account receivable without appropriate authorization of the Board of Commissioners, as described in Miscellaneous Resolution #93135 (Bad Debt Write-Off Policy) and Miscellaneous Resolution #12048 (Short Sale Policy). Specifically, application of the foregoing Bad Debt Write-Off Policy shall be invoked for all amounts in excess of \$1,000; transactions of a lesser amount shall be considered within the administrative authority of the Fiscal Officer or his/her designee. Application of the foregoing Short Sale policy may be invoked to allow the County to consider less than the balance owed on an Oakland County home improvement loan in a proposed sale of property, unless prohibited by Federal Regulations, as determined by the Manager of the Oakland County Community and Home Improvement Division or his/her designee. Furthermore, the Fiscal Services Division must submit to the Board of Commissioners, as part of the quarterly financial report, a listing of all bad debt write offs (including short sales) occurring during the preceding three months. In addition, transactions relating to Inmate Prisoner Billings which are billed in excess of ability to pay, as determined by the Fiscal Services Division, are hereby authorized to be adjusted in accordance with Public Act 212 of 1994 with the resultant amount of the write-off subsequently reported to the Board of Commissioners as part of the Quarterly Financial Report. Also, within the administrative authority of the Fiscal Officer and with the general approval of the Court, Circuit Court and Probate Court financial orders for \$2,500 or less may be reduced and amended by the Fiscal Services Division based on an individual's ability to pay. Waiver of fees in excess of \$2,500 shall require the approval of the Court. Except as otherwise stated in the General Appropriations Act, funds shall not be expended without specific appropriation or other appropriate action by the Board of Commissioners from reserved, designated or undesignated fund equity; from balance sheet accounts for the purchase of fixed assets not cited in paragraph 26 of the General Appropriations Act, non-routine prepaid items or non-routine obligations related to a specific appropriation; or from funds not budgeted.
27. All Internal Service Fund budgets that have depreciable assets shall have a capital budget with detail supporting the amount of annual depreciation therein included, as well as a fiscal plan for replacing, upgrading or disposing of those assets.
28. The budgetary system shall be maintained on the same basis of accounting (generally accepted accounting principles) as the actual financial information is maintained.
29. Any violation of the general appropriations measure by the County Executive, the Fiscal Officer, any administrative officer, employee or member of the Board of Commissioners detected through application of generally accepted accounting procedures utilized by Oakland County or disclosed in an audit of the financial records and accounts of the County shall be filed with the State

Treasurer and reported by the State Treasurer to the Attorney General. Pursuant to Public Act 621 of 1978, the Uniform Budgeting Act, the Attorney General shall review the report and initiate appropriate action against the person or persons in violation. For use and benefit of the County of Oakland, the Attorney General or Prosecuting Attorney may institute a civil and/or criminal action in a court of competent jurisdiction for the recovery of County funds disclosed by an examination to have been illegally expended or collected as a result of malfeasance, and for the recovery of public property disclosed to have been converted or misappropriated.

30. The provisions of this act shall be applied to the General Fund and all Special Revenue and Proprietary Funds of the County, including Enterprise Funds and Internal Service Funds.

BE IT FURTHER RESOLVED that as a condition of continuing debt covenants the Department of Management and Budget and Treasurer's Office are hereby directed to take any and all ministerial actions that may be necessary to facilitate the payment of the principal and interest on all debt obligations that have been authorized through separate action by the Board of Commissioners and the payment of all other obligations.

FINANCE COMMITTEE

Moved by Middleton supported Woodward the resolution be adopted.

Moved by Middleton supported by Jackson the Finance Committee and the Human Resources Committee Reports be accepted.

A sufficient majority having voted in favor, the report was accepted.

Moved by Middleton supported by Jackson the resolution be amended to coincide with the recommendation in the Finance Committee Report.

A sufficient majority having voted in favor, the amendment carried.

Discussion followed.

Moved by Spisz supported by Scott the resolution be amended as follows:

Please amend line item 4., on the Human Resources Committee Report as follows:

4. Provide a **3% 0%** adjustment for County Commissioners effective January 1, 2015, and a **2% 0%** salary adjustment effective January 1, 2016.

Vote on amendment:

AYES: Gosselin, Long, Runestad, Scott, Spisz, Weipert, Bosnic, Dwyer. (8)

NAYS: Gershenson, Gingell, Hoffman, Jackson, Matis, McGillivray, Middleton, Taub, Woodward, Zack, Crawford. (11)

A sufficient majority having not voted in favor, the amendment failed.

Discussion followed.

Chairperson Michael Gingell addressed the Board and stated that the following amendment is Bipartisan as follows:

Moved by Woodward, Zack, Taub and Dwyer; and supported by Middleton and Gershenson the resolution be amended as follows:

Oakland County Emergency/Crisis Funding

The Oakland County Board of Commissioners authorizes the creation of an emergency/crisis line item for the FY 2015 budget. This shall be a unique line item within the County Executive's budget that will be funded as part of the closing process of the current fiscal year in an amount of \$300,000.

Discussion followed.

Vote on amendment:

AYES: Gingell, Gosselin, Hoffman, Jackson, Long, Matis, McGillivray, Middleton, Runestad, Scott, Spisz, Taub, Weipert, Woodward, Zack, Bosnic, Crawford, Dwyer, Gershenson. (19)
NAYS: None. (0)

A sufficient majority having voted in favor, the amendment carried.

Vote on resolution, as amended:

AYES: Gosselin, Hoffman, Jackson, Long, Matis, McGillivray, Middleton, Runestad, Scott, Spisz, Taub, Weipert, Woodward, Zack, Bosnic, Crawford, Dwyer, Gershenson, Gingell. (19)
NAYS: None. (0)

A sufficient majority having voted favor, the resolution, as amended, was adopted.

MISCELLANEOUS RESOLUTION #14225

BY: Commissioners Shelley Goodman Taub, District #12; Michael Spisz, District #3; Bill Dwyer, District #14; Marcia Gershenson, District #13; Helaine Zack, District #18

IN RE: BOARD OF COMMISSIONERS – ANALYSIS OF ANIMAL CONTROL SHELTER/PET ADOPTION CENTER AND ASSESSMENT OF FACILITY NEEDS

To the Oakland County Board of Commissioners

Chairperson, Ladies and Gentlemen:

WHEREAS the current Oakland County Animal Control Shelter and Pet Adoption Center was purchased from the Michigan Humane Society in 1980; and

WHEREAS the population of animals in Oakland County has grown over the last several decades; and WHEREAS Oakland County has taken over the responsibility of providing animal control services for significantly more local communities over the past several years; and

WHEREAS the Board of Commissioners desires to ensure the staff and volunteers at the Animal Control Shelter and Pet Adoption Center have the best possible environment in order to encourage the adoption of healthy pets.

NOW THEREFORE BE IT RESOLVED that the Oakland County Board of Commissioners requests Facilities Management to initiate a facility needs and assessment analysis for the Animal Control and Pet Adoption facilities.

BE IT FURTHER RESOLVED that the Board of Commissioners requests that the report include, but not be limited to:

- An assessment of the current facilities and their ability to meet requirements for the current and likely future intake of animals, their care, adequate housing and treatment.
- An overall evaluation of the existing shelter site, constraints on the facilities, investments that may be necessary to provide an improved environment for staff, visitors and animals, technological or any upgrades otherwise recommended by staff.
- An analysis of requirements (i.e. cost estimates) and potential sites for the construction of a new shelter and adoption center.

BE IT FURTHER RESOLVED that the Board of Commissioners requests that the results of this analysis be presented within six months of the adoption of this resolution.

Chairperson, I move the adoption of the foregoing Resolution.

SHELLEY TAUB, MICHAEL SPISZ, BILL DWYER, MARCIA GERSHENSON, HELAINE ZACK, GARY MCGILLIVRAY, TOM MIDDLETON, DAVE WOODWARD, KATHY CRAWFORD, PHIL WEIPERT, JANET JACKSON

The Chairperson referred the resolution to the Planning and Building Committee. There were no objections.

Commissioner Spisz gave notice that he plans to discharge Miscellaneous Resolution #14202, entitled Board of Commissioners – Support of Rerouting the Proposed ET Rover Pipeline at the next regular Board meeting on October 8, 2014.

MISCELLANEOUS RESOLUTION #14226

BY: Commissioners Marcia Gershenson, District #13; Helaine Zack, District #18; Mattie McKinney Hatchett, District #10; John Scott, District #5; Bill Dwyer, District #14; Gary McGillivray, District #20; Janet Jackson, District #21; Nancy Quarles, District #17

IN RE: BOARD OF COMMISSIONERS – MEDICAID REBASING AND GENERAL FUND REDUCTIONS THAT ARE BEING IMPOSED UPON OAKLAND COUNTY COMMUNITY MENTAL HEALTH AUTHORITY (OCCMHA) BY THE MICHIGAN DEPARTMENT OF COMMUNITY HEALTH (MDCH)

To the Oakland County Board of Commissioners

Chairperson, Ladies and Gentlemen:

WHEREAS the Oakland County Community Mental Health Authority and its network of core provider service agencies offer support to more than 23,000 Oakland County residents; and

WHEREAS by helping the individuals it serves, lead independent and self-directed lives, OCCMHA also impacts the lives of their family members, friends, classmates, and colleagues, totaling approximately 500,000 people, nearly half of Oakland County's population; and

WHEREAS the reduction of vital funding to Oakland County's public mental health system has a direct and negative impact on the services received by individuals who have a developmental disability, mental illness, substance use disorder, or serious emotional disturbance; and

WHEREAS the Oakland County Community Mental Health Authority received \$14 million in reduced Medicaid funding in 2014; and

WHEREAS the Oakland County Community Mental Health Authority was given a \$20 million General Fund reduction in support from the State of Michigan; and

WHEREAS these reductions have not been replaced with funds from Healthy Michigan as promised, causing \$8 million General Fund budget gap in the Oakland County Community Mental Health Authority budget; and

WHEREAS more than 60% of Medicaid recipients live in Macomb, Oakland, or Wayne County, yet these three counties are getting a disproportionately smaller distribution of Medicaid dollars and rebasing; and

WHEREAS during a recent community forum, an announcement was made by the MDCH's Bureau Director of Community Based Services that another Medicaid rebasing will occur for fiscal year 2014/2015; and

WHEREAS many legislators who supported increases in Medicaid funding are unaware that the rebasing is creating a funding decrease for Oakland County; and

WHEREAS false assumptions regarding the number of citizens who would sign up for the Healthy Michigan program combined with steep cutbacks to local mental health programs in the state budget are putting critical human services at risk.

NOW THEREFORE BE IT RESOLVED that the Oakland County Board of Commissioners supports OCCMHA, its service providers, and the community at large in their efforts to encourage MDCH to reconsider and reevaluate its decision to reduce valuable funding that inspires hope, empowers people, and strengthens communities in Oakland County and across the state.

BE IT FURTHER RESOLVED that the Oakland County Board of Commissioners calls on the members of the Michigan Legislature and Governor Snyder to take action to change MDCH's unfair rebasing formula which is causing severe cutbacks to mental health care in Oakland County and throughout the region.

BE IT FURTHER RESOLVED that the Oakland County Board of Commissioners calls on the members of the Michigan Legislature and Governor Snyder to restore adequate funding to mental health programs until the anticipated savings are realized from new enrollments in the Healthy Michigan program.

BE IT FURTHER RESOLVED that the Oakland County Clerk/Register of Deeds is requested to forward copies of this adopted resolution to Governor Rick Snyder, the Oakland County delegation to the Michigan Legislature, the Michigan Association of Counties; the Michigan Press Association and the Oakland County legislative lobbyists.

Chairperson, I move the adoption of the foregoing Resolution.

MARCIA GERSHENSON, JOHN SCOTT, BILL DWYER, GARY MCGILLIVRAY, JANET

JACKSON, NANCY QUARLES, MICHAEL
SPISZ, KATHY CRAWFORD, PHIL WEIPERT,
JIM RUNESTAD, MIKE BOSNIC, TOM
MIDDLETON

The Chairperson referred the resolution to the General Government Committee. There were no objections.

MISCELLANEOUS RESOLUTION #14227

BY: Commissioner Marcia Gershenson, District #13

IN RE: BOARD OF COMMISSIONERS – TRANSFER OF FUNDS TO PROVIDE ADMINISTRATIVE SERVICES CONTRACT FOR WOMEN’S ADVISORY BOARD

To the Oakland County Board of Commissioners

Chairperson, Ladies and Gentlemen:

WHEREAS the Women’s Advisory Board for Oakland County was established with the adoption of Miscellaneous Resolution #07236 for the purpose of conducting public forums and studying matters concerning women in Oakland County, the results of which were reported to the Oakland County Board of Commissioners; and

WHEREAS the Women’s Advisory Board for Oakland County has provided educational forums, participated in community outreach projects and presented two annual reports addressing the status and needs of women, girls and families in Oakland County; and

WHEREAS “**OPERATION: SUCCESS**” a one-day Women Veterans Job and Networking Fair held in May provided valuable information for women veterans seeking access to services for career and employment opportunities; and

WHEREAS extensive opportunities exist to provide additional programs to enhance access for women in Oakland County; and

WHEREAS the lack of administrative support is hampering the ability of the Women’s Advisory Board to fulfill their potential and a limited contract for services would remedy this situation; and

WHEREAS generous donations in support of the efforts of the Women’s Advisory Board’s efforts have accrued in the Women’s Advisory Board Donation Fund; and

WHEREAS this use of the funds in Women’s Advisory Board Donation Fund would add no cost to county taxpayers

NOW THEREFORE BE IT RESOLVED that the Board of Commissioners authorizes the use of \$7,100 of funds in the Women’s Advisory Board Donation Fund for contractual services to provide administrative support.

BE IT FURTHER RESOLVED that the Board of Commissioners authorizes the transfer of funds from the Women’s Advisory Board Donation Fund to Board of Commissioners Special Projects line item.

Chairperson, we move the adoption of the foregoing resolution.

MARCIA GERSHENSON, DAVE WOODWARD,
GARY MCGILLIVRAY, JANET JACKSON,
NANCY QUARLES, PHIL WEIPERT, HELAINE
ZACK, BILL DWYER

The Chairperson referred the resolution to the Finance Committee. There were no objections.

MISCELLANEOUS RESOLUTION #14228

BY: Commissioners Dave Woodward, District #19; Mike Bosnic, District #16

IN RE: BOARD OF COMMISSIONERS – SUPPORT FOR SENATE BILL 1023 TO RETURN CONTROL FOR THE REGULATION OF FIREWORKS TO LOCAL GOVERNMENTS

To the Oakland County Board of Commissioners

Chairperson, Ladies and Gentlemen:

WHEREAS prior to the enactment of PA 256 of 2011, Michigan granted broad powers to local governments to regulate the ignition and discharge of fireworks; and

WHEREAS the preemption clause of PA 256 of 2011 prohibits local governments from providing effective appropriate regulations that citizens are requesting; and

WHEREAS lack of respect of local control has created a situation where the lack of appropriate regulation has caused serious problems, especially in urbanized areas; and

WHEREAS noise related complaints from fireworks are creating serious problems for citizens, such as sleep deprivation and decreased productivity, and local governments are unable to provide adequate remedies; and

WHEREAS the City of Auburn Hills experienced an 88% increase in fireworks related complaints since the adoption of PA 256; and

WHEREAS municipalities throughout Oakland County are reporting significant numbers of fireworks related complaints; and

WHEREAS a “one size fits all” approach to fireworks regulation is clearly not working and a return to local control would allow appropriate conduct for varying environments to be taken into account.

NOW THEREFORE BE IT RESOLVED that the Oakland County Board of Commissioners expresses its support for Senate Bill 1023 to return control of fireworks regulation to local governments.

BE IT FURTHER RESOLVED that the Oakland County Clerk/Register of Deeds is requested to forward copies of this adopted resolution to Governor Rick Snyder, the Oakland County delegation to the Michigan Legislature, the Michigan Association of Counties; the Michigan Press Association and the Oakland County legislative lobbyists.

Chairperson, I move the adoption of the foregoing Resolution.

DAVE WOODWARD, MIKE BOSNIC, GARY
MCGILLIVRAY, MARCIA GERSHENSON,
HELAINE ZACK, NANCY QUARLES, MICHAEL
SPISZ, JANET JACKSON

Moved by Woodward supported by Zack to suspend the rules and vote on Miscellaneous Resolution #14228 – Board of Commissioners – Support for Senate Bill 1023 to Return Control for the Regulation of Fireworks to Local Governments.

Vote on motion to suspend the rules:

AYES: Hoffman, Jackson, McGillivray, Spisz, Weipert, Woodward, Zack, Bosnic, Dwyer, Gershenson. (10)

NAYS: Long, Matis, Middleton, Runestad, Scott, Taub, Crawford, Gingell, Gosselin. (9)

A sufficient majority having not voted in favor, the motion to suspend the rules and vote on Miscellaneous Resolution #14228 – Board of Commissioners – Support for Senate Bill 1023 to Return Control for the Regulation of fireworks to Local Governments failed.

Commissioner Woodward addressed the Board and requested that the Resolution be referred to the General Government Committee.

The Chairperson referred the resolution to the General Government Committee. There were no objections.

MISCELLANEOUS RESOLUTION #14229

BY: Commissioner Michael Gingell, District #1

IN RE: BOARD OF COMMISSIONERS – ADOPTION OF ARTICLES OF INCORPORATION ESTABLISHING THE GREAT LAKES WATER AUTHORITY

To the Oakland County Board of Commissioners

Chairperson, Ladies and Gentlemen:

WHEREAS on March 1, 2013 the City of Detroit was declared to be in a state of financial emergency, on March 14, 2013 an emergency manager was appointed to oversee Detroit’s financial operations and on July 18, 2013, the City filed for bankruptcy protection under Chapter 9 of the Bankruptcy Code; and

WHEREAS as part of the bankruptcy process the City’s Emergency Manager approached Oakland, Wayne and Macomb County with a proposal to create a regional water and sewer authority to lease the assets of the Detroit Water and Sewer Department (DWSD), a system then serving some 4 million residents and thousands of businesses in southeast Michigan; and

WHEREAS 1955 PA 233 (Act 233) authorizes any 2 or more municipalities to incorporate an authority for the purpose of acquiring, owning, improving, enlarging, extending, and operating a sewage disposal system, a water supply system, or a combination of systems by the adoption of articles of incorporation by the legislative bodies of each of the municipalities; and

WHEREAS after 15 months of negotiation, including five months of Federal Court-ordered confidential mediation, the County Executives of Oakland, Wayne and Macomb Counties and the Mayor of the City of Detroit, with the support of the Oakland County Water Resources Commissioner, executed a Memorandum of Understanding (MOU) (incorporated herein as Exhibit 1) agreeing to submit to their respective legislative bodies the question of adopting the Articles of Incorporation (incorporated herein as Exhibit 2) to create a Great Lakes Water Authority (GLWA) for the purpose of establishing a regional authority under Act 233 to lease and operate the common-to-all and regional assets of the DWSD; and WHEREAS the provision of clean water supplies and the safe and cost effective disposal of sewage and storm water runoff is essential to the personal and economic health, safety and welfare of our community; and

WHEREAS DWSD's water system currently serves approximately 837,044 residents from 340,262 households in 35 Oakland County communities; and

WHEREAS DWSD's sewer assets serve approximately 849,962 residents from 345,513 households in 36 Oakland County communities; and

WHEREAS the County Executive asserts that the opportunity to form a regional water and sewer authority in a form consistent with the attached MOU and Articles of Incorporation is in the best interest of the residents, ratepayers and taxpayers of Oakland County, the southeast Michigan region and the State of Michigan; and

WHEREAS the GLWA as contemplated in the MOU contains the following essential elements and protections in favor of Oakland County residents:

1. The GLWA has no taxing power.
2. There is no Oakland County General fund obligation for the creation or operation of the GLWA.
3. The City of Detroit maintains responsibility for its own, local (retail) water and sewer system.
4. The GLWA will be operated by a regional 6 member Board, with 3 members representing counties, one state appointee representing areas served by DWSD outside of the City of Detroit and the Counties of Wayne, Oakland and Macomb and 2 members representing the City.
5. Ratepayers are protected by supermajority voting requirements meaning major issues require 5 out of 6 votes for approval. Major issues include appointment of an executive director, approval of rates, fees and charges and rate setting protocols, issuance of debt which shall be revenue backed debt, approval of an annual operating budget, annual approval of a rolling Five Year Capital Improvement Plan, adoption of a procurement policy, approval of the lease of systems from the City, removal of a board member for cause and the determination of any compensation for Board Members which shall be consistent with practices for other large public utilities.
6. The GLWA will lease regional assets from the City for a term of 40 years for \$50 million per year. These assets include approximately 400 miles of regional water mains, 360 miles of regional sewer pipe, 5 water filtration plants, the Jefferson Avenue Sewage Treatment Plant and a number of retention basins and pump stations.
7. All lease payments must stay within the system to fix the City's failing infrastructure. Detroit must use the \$50 million annual lease payment only for capital improvements to the system and may not use them to support payments to its general fund. The Detroit local system has suffered more than 5,000 water main breaks the last three years, and the rate of incidents is rising dramatically. The City must use these funds for the repair and rebuilding of the City's local water system under DWSD, to build more capacity for storm water events, or to contribute to the City's share of the costs of GLWA's capital improvements.
8. The lease payments can support bond issues to speed up City water and sewer system repair and rebuilding. If the City chooses to bond (rather than contract and repair on an annual basis), the GLWA lease payments will fund the debt service (principal and interest) associated with potentially \$500-800 million in bond issues to allow the City to move quickly to rebuild its deteriorating local water and sewer system.
9. The City remains solely responsible for paying its local system operating costs. Detroit retains and takes full responsibility for billing and collection for the Detroit local system, including the

inability to collect from its residents and businesses. Any collection shortfalls will be the responsibility of Detroit only, and not any other community.

10. A regional \$4.5 million Water Resources Affordability Fund (WRAP) will be created to assist those most in need throughout the entire GLWA area. The GLWA will create a WRAP with a dedicated contribution of 0.5% of revenues (a figure consistent with other water and sewer programs nationally). The first year's funding will be approximately \$4.5 million (based on FY-2015 operating budget), and is expected to grow annually as revenues increase.
11. Revenue requirement rate increases to be limited to no more than 4% a year for 10 years. Based on an extensive analysis by several financial experts, the parties believe that the savings resulting from actions taken in bankruptcy, lower financing costs, better energy usage, and more efficient operations, will allow the GLWA to make these payments **within existing and already projected revenues** and operate on annual revenue increases of no more than 4% a year for the next 10 years. Individual communities might have differing rates if they choose to make additional improvements to their local systems, use water and sewer equity in lieu of imposing rate increases, and for other causes specific to their local system. The parties have retained a consultant, Veolia, to do an independent review to validate the revenue assumption and perform other due diligence necessary to formulate a strategic plan upon the launch of the Authority. The parties have the right to opt out of the deal if the review shows that the 4% annual revenue requirement limit will not be able to be achieved.
12. All current collective bargaining contracts will be honored. Of the approximately 1,400 current DWSD employees, it is expected that approximately 500 will stay at the City's DWSD with no change in their employment status or collective bargaining agreement. Approximately 900 workers are expected to transfer to GLWA. GLWA will become a successor employer and, as is required by Michigan law, will assume and honor all DWSD collective bargaining agreements.
13. All current customer contracts will be honored. Counties, cities, villages, townships and authorities currently under contract with the DWSD will have their existing contracts honored in full and will realize the benefits of the contracts as they previously bargained for.
14. The GLWA to be up and running in 200 days. The formal start of the GLWA will occur within 200 days of its legal formation (on or about April 27, 2015), subject to the due diligence process, obtaining the necessary legal approvals, and execution of the final documents; and

WHEREAS the MOU requires approval of the proposed GLWA Articles of Incorporation by County Boards of Commissioners is by October 10, 2014; and

WHEREAS if the City and at least one other county have acted by October 10, 2014, 1955 PA 233 provides that the GLWA will be created and the Memorandum of Agreement will be in effect. If any of the counties have not acted by October 10, or if they choose to reject the Articles, the Governor will appoint the representative from that county and be subject to the provision of Act 233 that provides that the charges or rates charged for services to a non-constituent municipality may be greater than those to constituent municipalities; and

WHEREAS in order to secure the benefits provided in the MOU and Articles noted above, avoid a forced resolution crafted solely by the City Emergency Manager, and avoid the application of Section 290 of Act 233 allowing the imposition of greater rates on municipalities that do not become incorporating municipalities, the County Executive and the Oakland County Water Resources Commissioner recommend the Board of Commissioners approve the Articles of Incorporation attached hereto as Exhibit 2.

NOW THEREFORE BE IT RESOLVED the Oakland County Board of Commissioners hereby adopt the Articles of Incorporation attached hereto as Exhibit 2 creating the Great Lakes Water Authority.

BE IT FURTHER RESOLVED that the fact of adoption shall be endorsed on such articles of incorporation by the chairperson of the Oakland County Board of Commissioners and the Clerk of Oakland County in the manner provided in MCL 124.282.

BE IT FURTHER RESOLVED that the Oakland County Clerk shall cause the Articles of Incorporation shall be published at least once in the Detroit News, a Detroit Media Partnership newspaper of general circulation, and the Clerk shall cause one printed copy of the Articles of Incorporation certified as a true copy with the date and place of the publication to be filed with the secretary of state and with the Clerk of Oakland County, Wayne County and Macomb County.

Chairperson, I hereby move adoption of this resolution.

Commissioners Minutes Continued. September 18, 2014

MICHAEL GINGELL, SHELLEY TAUB,
MICHAEL SPISZ, JEFF MATIS, TOM
MIDDLETON, KATHY CRAWFORD, BOB
HOFFMAN, PHIL WEIPERT, JOHN SCOTT,
BILL DWYER, CHRISTINE LONG, MIKE
BOSNIC

Copy of Exhibit 2 Articles of Incorporation of Great Lakes Water Authority, Memorandum of Understanding Regarding the Formation of the Great Lakes Water Authority Incorporated by Reference. Original on file in County Clerk's office.

The Vice-Chairperson referred the resolution to the General Government Committee. There were no objections.

The Board adjourned at 10:20 a.m. to the call of the Chair on October 8, 2014, at 7:00 p.m.

LISA BROWN
Clerk

MICHAEL J. GINGELL
Chairperson

COPY OF RESOLUTION ADOPTED BY THE BOARD OF COUNTY ROAD COMMISSIONERS OF THE COUNTY OF OAKLAND, STATE OF MICHIGAN UNDER DATE OF SEPTEMBER 25, 2014

RESOLVED, that the revenue of the Road Commission for Oakland County Road Fund for Fiscal Year ending September 30, 2015 is estimated to be \$98,037,300 plus \$2,748,000 appropriation of fund balance. This amount is hereby budgeted and appropriated for Fiscal Year 2014/15 in the amount of \$100,785,300 to service the Operating, Road Improvement Program, and Traffic Signal Projects expenditures of the Road Commission for Oakland County.

<u>Revenue</u>	<u>2014/15 Fiscal Year Expenditure Appropriation</u>
Fuel and Vehicle Taxes	\$61,313,300
Other Federal & State Revenue	26,032,000
Revenue from Local Government	9,160,000
Fees and Other Revenue	<u>1,532,000</u>
Total Revenue	\$98,037,300
Appropriation from Fund Balance	<u>2,748,000</u>
Total Revenue & Appropriation from Fund Balance	\$100,785,300

FURTHER RESOLVED, that \$98,037,300 of anticipated revenue and \$2,748,000 of Fund Balance are hereby appropriated for the following purposes:

<u>Operating Expenditures</u>	<u>2014/15 Fiscal Year Expenditure Appropriation</u>
Board of Road Commissioners	\$149,849
Managing Director	665,159
Customer Services	951,576
Finance	985,308
Legal	602,285
Human Resources	1,021,187
Central Operations	9,901,508
Engineering	4,515,190
Planning & Environmental Concerns	1,272,679
Traffic-Safety	9,559,081
Highway Maintenance	18,254,491
Non-Departmental	<u>24,426,987</u>
Total Operating Expenditures	\$72,305,300
Road Improvement Program	25,155,000
Traffic Signal Projects	<u>3,325,000</u>
Total Expenditures	\$100,785,300

The budget appropriation for the Road Improvement Program for Fiscal Year ending September 30, 2015 is as follows:

<u>2014/15 Road Improvement Program</u>	<u>Budget Appropriation</u>	<u>2014/15 Road Improvement Program</u>
Relocate	\$1,500,000	\$1,675,000
Resurfacing, Restoration, Rehabilitation-RRR	10,000,000	11,400,000
Bridges and Bridge Restoration	1,140,000	1,265,000
Culverts	430,000	470,000
Paved Gravel Roads	2,275,000	2,700,000
Tri-Party	2,600,000	3,000,000
Other	<u>360,000</u>	<u>380,000</u>
Subtotal	\$18,305,000	\$20,890,000

**2014/15 Completion of 2013/14
Projects in Progress**

Safety Road Widening	\$5,100,000	\$5,300,000
Prior Years Contractor Payments	<u>1,750,000</u>	<u>1,750,000</u>
Subtotal	\$6,850,000	\$7,050,000

Total 2014/15 Road Improvement Program \$25,155,000 \$27,940,000

FURTHER RESOLVED, that no department, division, district, employee or official shall expend any funds or obligate the expenditure of any funds except pursuant to appropriations made by the Board of County Road Commissioners. Changes in the amounts appropriated by the Board shall require approval by the Board of County Road Commissioners.

FURTHER RESOLVED, that Budget Exhibits A-1 through A-7 of the 2014/15 Budget document are hereby adopted. Transfer of appropriations from one object of expenditure to another, within a department, may be made upon the written authorization of the Managing Director; however, no transfers shall be made between departments without approval by the Board of County Road Commissioners.

FURTHER RESOLVED, that the number of authorized positions (Budget Exhibit A-7) shall not be changed without approval by the Board of County Road Commissioners. New employees may be hired to fill vacant budgeted positions in lesser paid classifications upon written authorization by the Managing Director.

BE IT FURTHER RESOLVED, that the amount appropriated for overtime and seasonal salaries (Budget Exhibit A-5) may not be changed without approval by the Board of County Road Commissioners.

BE IT FURTHER RESOLVED, that the amount and quantities appropriated for capital outlay (See Detail of Capital Outlay) may not be changed without approval by the Board of County Road Commissioners.

BE IT FURTHER RESOLVED, that the Managing Director is hereby charged with general supervision of the execution of the Budget adopted by the Board and shall hold the department directors responsible for performance of their responsibilities within the amounts appropriated by the Board of County Road Commissioners.

I hereby certify that the above is a true and correct Copy of a resolution adopted by the Board of County Road Commissioners of the County of Oakland, State of Michigan, under date of September 25, 2014

P. Wierzbicki

Patricia Z. Wierzbicki
Deputy-Secretary/Clerk of the Board

**COPY OF RESOLUTION ADOPTED BY THE BOARD OF
COUNTY ROAD COMMISSIONERS OF THE COUNTY OF
OAKLAND, STATE OF MICHIGAN UNDER DATE OF
SEPTEMBER 25, 2014**

SPECIAL ASSESSMENT FUND

RESOLVED, that the total revenue for the Road Commission for Oakland County Special Assessment Fund for Fiscal Year ending September 30, 2015 is estimated to be \$8,475,000. This amount is hereby budgeted and appropriated for the fiscal year 2014/15 to service the Special Assessment Fund expenditures of the Road Commission for Oakland County.

<u>Revenue</u>	<u>2014/15 Fiscal Year</u>	<u>Revenue Appropriation</u>
Revenue from Special Assessment Rolls		\$3,200,000
Road Fund Contributions Net Underassessment		25,000
Interest on Assessment Rolls		200,000
Interest on Investments		50,000
Proceeds from Note Issue		5,000,000
Total Revenue		\$8,475,000

FURTHER RESOLVED, that the \$8,475,000 of anticipated revenue is hereby appropriated for the following purposes:

<u>Operating Expenditures</u>	<u>2014/15 Fiscal Year</u>	<u>Expenditure Appropriation</u>
Contractor Payments		\$4,200,000
Engineering and Administration		600,000
Principal Payment on Debt		1,000,000
Interest on Debt		123,333
Refund of Overassessments to Participants (net)		50,000
Note Payment Fees and Issue Costs		1,000
Total Expenditures		\$5,974,333
Appropriation to Fund Balance		2,500,667
Total Expenditures & Appropriation to Fund Balance		\$8,475,000

I hereby certify that the above is a true and correct
Copy of a resolution adopted by the Board of County
Road Commissioners of the County of Oakland, State
of Michigan, under date of September 25, 2014



Patricia Z. Wierzbicki
Deputy-Secretary/Clerk of the Board

**Oakland County, Michigan
FY2015 Adopted Budget
Revenue and Expenditure Summary by Fund Group with Department and Fund Detail**

Department / Fund	Fund Groups						Total Revenues	Total Expenditures
	GENERAL FUND / GENERAL PURPOSE		SPECIAL REVENUE FUNDS		PROPRIETARY FUNDS			
	Revenues	Expenditures	Revenues	Expenditures	Revenues	Expenditures		
<u>Circuit Court</u>								
General	3,562,500	37,375,556	0	0	0	0	3,562,500	37,375,556
Child Care Fund	1,175,000	12,880,098	0	0	0	0	1,175,000	12,880,098
Friend of the Court	0	0	15,101,446	14,932,229	0	0	15,101,446	14,932,229
FOC Access Visitation	0	0	14,500	14,500	0	0	14,500	14,500
Drug Court Circuit Adult SCAO	0	0	47,000	47,000	0	0	47,000	47,000
Urban Drug Court	0	0	290,320	290,320	0	0	290,320	290,320
Drug Court Circuit Juveni SCAO	0	0	43,000	43,000	0	0	43,000	43,000
Mich Mental Health SCAO	0	0	60,000	60,000	0	0	60,000	60,000
Juvenile Acct Block Grant	0	0	2,000	0	0	0	2,000	0
Local Law Enforcement Block Gr	0	0	4,860	4,860	0	0	4,860	4,860
Total Circuit Court	4,737,500	50,255,654	15,563,126	15,391,909	0	0	20,300,626	65,647,563
<u>District Court</u>								
General	12,200,385	16,121,116	0	0	0	0	12,200,385	16,121,116
Drug Court Dist 52 1 Probation	0	0	75,000	75,000	0	0	75,000	75,000
Drug Court District 52 4 SCAO	0	0	13,000	13,000	0	0	13,000	13,000
Total District Court	12,200,385	16,121,116	88,000	88,000	0	0	12,288,385	16,209,116
<u>Probate Court</u>								
General	507,600	5,976,991	0	0	0	0	507,600	5,976,991
Total Probate Court	507,600	5,976,991	0	0	0	0	507,600	5,976,991
<u>Prosecuting Attorney</u>								
General	458,000	18,851,506	0	0	0	0	458,000	18,851,506
Prosecutor Co Op Reimbursement	0	0	2,653,183	2,653,183	0	0	2,653,183	2,653,183
Drug Policy Grant	0	0	154,758	154,253	0	0	154,758	154,253
Prosecutor VOCA	0	0	86,936	86,936	0	0	86,936	86,936
Juvenile Acct Block Grant	0	0	81,613	81,613	0	0	81,613	81,613
Total Prosecuting Attorney	458,000	18,851,506	2,976,490	2,975,985	0	0	3,434,490	21,827,491

**Oakland County, Michigan
FY2015 Adopted Budget**

Revenue and Expenditure Summary by Fund Group with Department and Fund Detail

Department / Fund	Fund Groups						Total Revenues	Total Expenditures
	GENERAL FUND / GENERAL PURPOSE		SPECIAL REVENUE FUNDS		PROPRIETARY FUNDS			
	Revenues	Expenditures	Revenues	Expenditures	Revenues	Expenditures		
Sheriff								
General	53,418,978	133,840,273	0	0	0	0	53,418,978	133,840,273
Friend of the Court	0	0	916,666	1,085,883	0	0	916,666	1,085,883
ATPA Grants	0	0	866,721	866,721	0	0	866,721	866,721
Drug Policy Grant	0	0	285,798	286,303	0	0	285,798	286,303
Criminal Justice Training Grnt	0	0	150,000	150,000	0	0	150,000	150,000
Sheriff Road Patrol	0	0	688,542	688,542	0	0	688,542	688,542
Community Corrections	0	0	495,148	495,148	0	0	495,148	495,148
Local Law Enforcement Block Gr	0	0	29,784	29,784	0	0	29,784	29,784
Domestic Preparedness Equipmen	0	0	88,000	88,000	0	0	88,000	88,000
Total Sheriff	53,418,978	133,840,273	3,520,659	3,690,381	0	0	56,939,637	137,530,654
Board of Commissioners Dept								
General	21,900	4,057,406	0	0	0	0	21,900	4,057,406
Parks and Recreation	0	0	0	0	25,151,352	24,778,281	25,151,352	24,778,281
Total Board of Commissioners Dept	21,900	4,057,406	0	0	25,151,352	24,778,281	25,173,252	28,835,687
Water Resources Commissioner								
General	1,921,848	5,056,243	0	0	0	0	1,921,848	5,056,243
Water and Sewer General Admin	0	0	0	0	85,272,353	85,262,851	85,272,353	85,262,851
Highland Township Water	0	0	0	0	1,000	2,019	1,000	2,019
Pontiac Water	0	0	0	0	0	1,234	0	1,234
Walled Lake Novi WWTP	0	0	0	0	0	5,252	0	5,252
Commerce Twp WWTP	0	0	0	0	0	763	0	763
Pontiac Sewer	0	0	0	0	21,927	23,161	21,927	23,161
Evergreen Farmington SDS	0	0	0	0	39,456,264	39,456,264	39,456,264	39,456,264
SOCSDS Sewage Disposal	0	0	0	0	34,765	44,306	34,765	44,306
SOCSDS Pollution Control	0	0	0	0	0	4,356	0	4,356
Twelve Towns Drain	0	0	0	0	49,210,317	49,196,420	49,210,317	49,196,420
Clinton Oakland SDS	0	0	0	0	36,889,180	36,889,180	36,889,180	36,889,180
Huron Rouge SDS	0	0	0	0	6,380,854	6,380,854	6,380,854	6,380,854
Drain Equipment	0	0	0	0	34,094,949	34,094,949	34,094,949	34,094,949
Total Water Resources Commissioner	1,921,848	5,056,243	0	0	251,361,609	251,361,609	253,283,457	256,417,852

**Oakland County, Michigan
FY2015 Adopted Budget**

Revenue and Expenditure Summary by Fund Group with Department and Fund Detail

Department / Fund	Fund Groups						Total Revenues	Total Expenditures
	GENERAL FUND / GENERAL PURPOSE		SPECIAL REVENUE FUNDS		PROPRIETARY FUNDS			
	Revenues	Expenditures	Revenues	Expenditures	Revenues	Expenditures		
<u>County Clerk/Register of Deeds</u>								
General	12,276,350	10,215,808	0	0	0	0	12,276,350	10,215,808
Register of Deeds Automation	0	0	2,747,729	2,747,729	0	0	2,747,729	2,747,729
Clerk Survey Remonumentation	0	0	298,331	298,331	0	0	298,331	298,331
Total County Clerk/Register of Deeds	12,276,350	10,215,808	3,046,060	3,046,060	0	0	15,322,410	13,261,868
<u>Treasurers Dept</u>								
General	10,589,743	8,487,522	0	0	0	0	10,589,743	8,487,522
Delinquent Tax Revolving	0	0	0	0	20,424,034	20,424,034	20,424,034	20,424,034
Delinqt Personal Prop Tax Adm	0	0	0	0	936,038	936,038	936,038	936,038
Total Treasurers Dept	10,589,743	8,487,522	0	0	21,360,072	21,360,072	31,949,815	29,847,594
<u>County Executive</u>								
General	230,000	6,780,436	0	0	0	0	230,000	6,780,436
Total County Executive	230,000	6,780,436	0	0	0	0	230,000	6,780,436
<u>Management and Budget</u>								
General	3,733,968	18,880,613	0	0	0	0	3,733,968	18,880,613
Local Law Enforcement Block Gr	0	0	75,350	(763)	0	0	75,350	(763)
Community Develop Block Grants	0	0	94,312	80,314	0	0	94,312	80,314
Workforce Dev Undistributed	0	0	0	70,435	0	0	0	70,435
Parks and Recreation	0	0	0	0	0	373,071	0	373,071
Water and Sewer General Admin	0	0	0	0	0	0	0	0
Total Management and Budget	3,733,968	18,880,613	169,662	149,986	0	373,071	3,903,630	19,403,670
<u>Central Services</u>								
General	335,951	2,427,361	0	0	0	0	335,951	2,427,361
County Airports	0	0	0	0	6,654,963	6,654,963	6,654,963	6,654,963
Total Central Services	335,951	2,427,361	0	0	6,654,963	6,654,963	6,990,914	9,082,324
<u>Facilities Management Dept</u>								
General	0	1,226,514	0	0	0	0	0	1,226,514
Total Facilities Management Dept	0	1,226,514	0	0	0	0	0	1,226,514

**Oakland County, Michigan
FY2015 Adopted Budget**

Revenue and Expenditure Summary by Fund Group with Department and Fund Detail

Department / Fund	Fund Groups						Total Revenues	Total Expenditures
	GENERAL FUND / GENERAL PURPOSE		SPECIAL REVENUE FUNDS		PROPRIETARY FUNDS			
	Revenues	Expenditures	Revenues	Expenditures	Revenues	Expenditures		
Human Resources								
General	475	4,088,980	0	0	0	0	475	4,088,980
Total Human Resources	475	4,088,980	0	0	0	0	475	4,088,980
Health and Human Svc Dept								
General	7,751,499	32,045,120	0	0	0	0	7,751,499	32,045,120
Child Care Fund	3,165,000	28,955,568	0	0	0	0	3,165,000	28,955,568
Social Welfare Foster Care	0	2,000	0	0	0	0	0	2,000
Juvenile Acct Block Grant	0	0	13,245	15,245	0	0	13,245	15,245
Local Law Enforcement Block Gr	0	0	12,000	88,113	0	0	12,000	88,113
Health MDPH OSAS	0	0	1,106,258	1,106,258	0	0	1,106,258	1,106,258
Hlth Adolescent Screening CPBC	0	0	73,000	73,000	0	0	73,000	73,000
Health Communities Planning	0	0	159,073	159,073	0	0	159,073	159,073
Hlth Immunization Action Plan	0	0	518,833	518,833	0	0	518,833	518,833
Health FIMR	0	0	5,400	5,400	0	0	5,400	5,400
Health WIC	0	0	2,598,006	2,598,006	0	0	2,598,006	2,598,006
Health TB Outreach	0	0	60,024	60,024	0	0	60,024	60,024
Health AIDS Counseling	0	0	497,900	497,900	0	0	497,900	497,900
Health HIV Surveillance	0	0	50,000	50,000	0	0	50,000	50,000
Health Vaccines for Children	0	0	105,464	105,464	0	0	105,464	105,464
Health MCH Block	0	0	880,033	880,033	0	0	880,033	880,033
Health Bioterrorism	0	0	62,000	62,000	0	0	62,000	62,000
Hlth Nurse Family Partnership	0	0	620,970	620,970	0	0	620,970	620,970
Health PHEP	0	0	524,886	524,886	0	0	524,886	524,886
Domestic Preparedness Equipmen	0	0	630,422	630,422	0	0	630,422	630,422
Total Health and Human Svc Dept	10,916,499	61,002,688	7,917,514	7,995,627	0	0	18,834,013	68,998,315
Public Services								
General	1,445,495	16,099,835	0	0	0	0	1,445,495	16,099,835
County Veterans Trust	0	0	63,460	63,460	0	0	63,460	63,460
Community Corrections	0	0	1,205,640	1,205,640	0	0	1,205,640	1,205,640
Total Public Services	1,445,495	16,099,835	1,269,100	1,269,100	0	0	2,714,595	17,368,935

**Oakland County, Michigan
FY2015 Adopted Budget**

Revenue and Expenditure Summary by Fund Group with Department and Fund Detail

Department / Fund	Fund Groups						Total Revenues	Total Expenditures
	GENERAL FUND / GENERAL PURPOSE		SPECIAL REVENUE FUNDS		PROPRIETARY FUNDS			
	Revenues	Expenditures	Revenues	Expenditures	Revenues	Expenditures		
Information Technology								
Fire Records Management	0	0	0	0	675,076	675,076	675,076	675,076
CLEMIS	0	0	0	0	8,817,035	8,817,035	8,817,035	8,817,035
Radio Communications	0	0	0	0	9,434,128	9,434,128	9,434,128	9,434,128
Total Information Technology	0	0	0	0	18,926,239	18,926,239	18,926,239	18,926,239
Economic Develop/Comm Affairs								
General	521,640	7,608,826	0	0	0	0	521,640	7,608,826
Economic Development Corp	0	0	28,700	28,700	0	0	28,700	28,700
BFC Personnel	0	0	561,304	561,304	0	0	561,304	561,304
Art Culture and Film Grant	0	0	40,565	40,565	0	0	40,565	40,565
Community Develop Block Grants	0	0	5,537,657	5,551,655	0	0	5,537,657	5,551,655
Emergency Solutions Grants	0	0	301,785	301,785	0	0	301,785	301,785
Housing Counseling Grants	0	0	55,976	55,976	0	0	55,976	55,976
Home Investment Partner Grants	0	0	3,342,511	3,342,511	0	0	3,342,511	3,342,511
MSHDA NFMC	0	0	6,600	6,600	0	0	6,600	6,600
MSHDA COUNSELING	0	0	84,000	84,000	0	0	84,000	84,000
Neighborhood Stblztn Program	0	0	298,521	298,521	0	0	298,521	298,521
Workforce Dev Undistributed	0	0	17,058,003	16,987,568	0	0	17,058,003	16,987,568
Total Economic Develop/Comm Affairs	521,640	7,608,826	27,315,622	27,259,185	0	0	27,837,262	34,868,011
Non-Departmental Dept								
General	294,276,797	40,078,477	0	0	0	0	294,276,797	40,078,477
Child Care Fund	14,747,833	0	0	0	0	0	14,747,833	0
Social Welfare Foster Care	1,000	0	0	0	0	0	1,000	0
Total Non-Departmental Dept	309,025,630	40,078,477	0	0	0	0	309,025,630	40,078,477
Non-Departmental Transfers								
General	0	11,285,713	0	0	0	0	0	11,285,713
Total Non-Departmental Transfers	0	11,285,713	0	0	0	0	0	11,285,713
Grand Total	422,341,962	422,341,962	61,866,233	61,866,233	323,454,235	323,454,235	807,662,430	807,662,430

**Oakland County, Michigan
FY2015 Adopted Budget
Revenue and Expenditure Summary by Fund Group with Department and Division Detail**

Department / Division	Fund Groups						Total Revenues	Total Expenditures
	GENERAL FUND / GENERAL PURPOSE		SPECIAL REVENUE FUNDS		PROPRIETARY FUNDS			
	Revenues	Expenditures	Revenues	Expenditures	Revenues	Expenditures		
<u>Circuit Court</u>								
Judicial / Administration	0	8,846,860	4,860	4,860	0	0	4,860	8,851,720
Business Division	0	1,987,608	0	0	0	0	0	1,987,608
Civil / Criminal Division	2,790,500	9,211,329	397,320	397,320	0	0	3,187,820	9,608,649
Family Division	1,947,000	30,209,857	15,160,946	14,989,729	0	0	17,107,946	45,199,586
	4,737,500	50,255,654	15,563,126	15,391,909	0	0	20,300,626	65,647,563
<u>District Court</u>								
District Court Administration	0	210,883	0	0	0	0	0	210,883
Division I Novi	4,459,000	5,361,250	75,000	75,000	0	0	4,534,000	5,436,250
Division II Clarkston	1,669,000	2,752,112	0	0	0	0	1,669,000	2,752,112
Division III Rochester Hills	3,786,035	4,881,340	0	0	0	0	3,786,035	4,881,340
Division IV Troy	2,286,350	2,915,531	13,000	13,000	0	0	2,299,350	2,928,531
	12,200,385	16,121,116	88,000	88,000	0	0	12,288,385	16,209,116
<u>Probate Court</u>								
Probate Court Administration	0	2,618,162	0	0	0	0	0	2,618,162
Probate Estates and Mental Hlt	507,600	3,358,829	0	0	0	0	507,600	3,358,829
	507,600	5,976,991	0	0	0	0	507,600	5,976,991
<u>Prosecuting Attorney</u>								
Prosecuting Attorney Admin	458,000	4,451,885	(2,379)	83,636	0	0	455,621	4,535,521
Prosecuting Attorney Litigation	0	10,458,656	2,978,869	2,892,349	0	0	2,978,869	13,351,005
Prosecuting Attorney Warrants	0	2,155,744	0	0	0	0	0	2,155,744
Prosecuting Attorney Appellate	0	1,785,221	0	0	0	0	0	1,785,221
	458,000	18,851,506	2,976,490	2,975,985	0	0	3,434,490	21,827,491
<u>Sheriff</u>								
Sheriff Staff Division	106,900	2,050,950	0	0	0	0	106,900	2,050,950
Administrative Services	249,100	3,500,617	0	0	0	0	249,100	3,500,617
Corrective Services	3,100,266	45,570,821	413,608	613,383	0	0	3,513,874	46,184,204
Corrective Serv - Satellites	618,405	12,580,114	0	0	0	0	618,405	12,580,114
Emerg Resp and Prepared	1,986,502	8,375,413	267,784	267,784	0	0	2,254,286	8,643,197
Patrol Services	46,451,105	50,574,013	688,542	688,542	0	0	47,139,647	51,262,555
Technical Services	906,700	11,188,345	2,150,725	2,120,672	0	0	3,057,425	13,309,017
	53,418,978	133,840,273	3,520,659	3,690,381	0	0	56,939,637	137,530,654

**Oakland County, Michigan
FY2015 Adopted Budget**

Revenue and Expenditure Summary by Fund Group with Department and Division Detail

Department / Division	Fund Groups						Total Revenues	Total Expenditures
	GENERAL FUND / GENERAL PURPOSE		SPECIAL REVENUE FUNDS		PROPRIETARY FUNDS			
	Revenues	Expenditures	Revenues	Expenditures	Revenues	Expenditures		
<u>Board of Commissioners Dept</u>								
Board of Commissioners Div	7,900	2,722,883	0	0	0	0	7,900	2,722,883
Library Board	14,000	1,334,523	0	0	0	0	14,000	1,334,523
Parks and Recreation	0	0	0	0	25,151,352	24,778,281	25,151,352	24,778,281
	21,900	4,057,406	0	0	25,151,352	24,778,281	25,173,252	28,835,687
<u>Water Resources Commissioner</u>								
Water Resources Administration	1,921,848	5,056,243	0	0	251,361,609	251,360,109	253,283,457	256,416,352
Operations and Maintenance	0	0	0	0	0	1,500	0	1,500
	1,921,848	5,056,243	0	0	251,361,609	251,361,609	253,283,457	256,417,852
<u>County Clerk/Register of Deeds</u>								
Co Clerk Register of Deeds Adm	0	862,461	0	0	0	0	0	862,461
County Clerk	2,892,600	4,412,337	0	0	0	0	2,892,600	4,412,337
Elections	96,500	1,856,993	0	0	0	0	96,500	1,856,993
Register of Deeds	9,287,250	2,429,226	3,046,060	3,046,060	0	0	12,333,310	5,475,286
Jury Commission	0	117,835	0	0	0	0	0	117,835
Micrographics	0	536,956	0	0	0	0	0	536,956
	12,276,350	10,215,808	3,046,060	3,046,060	0	0	15,322,410	13,261,868
<u>Treasurers Dept</u>								
Treasurers Office	10,589,743	8,487,522	0	0	21,360,072	21,360,072	31,949,815	29,847,594
	10,589,743	8,487,522	0	0	21,360,072	21,360,072	31,949,815	29,847,594
<u>County Executive</u>								
County Executive	0	2,794,855	0	0	0	0	0	2,794,855
Compliance Office	230,000	1,720,887	0	0	0	0	230,000	1,720,887
Corporation Counsel	0	2,264,694	0	0	0	0	0	2,264,694
	230,000	6,780,436	0	0	0	0	230,000	6,780,436
<u>Management and Budget</u>								
Management and Budget Admin	0	236,937	0	0	0	0	0	236,937
Equalization Admin Unit	3,233,968	9,287,001	0	0	0	0	3,233,968	9,287,001
Fiscal Services	500,000	9,356,675	169,662	149,986	0	373,071	669,662	9,879,732
	3,733,968	18,880,613	169,662	149,986	0	373,071	3,903,630	19,403,670
<u>Central Services</u>								
Aviation and Transportation	0	0	0	0	6,654,963	6,654,963	6,654,963	6,654,963
Central Services Admin	0	227,501	0	0	0	0	0	227,501
Support Services	335,951	2,199,860	0	0	0	0	335,951	2,199,860
	335,951	2,427,361	0	0	6,654,963	6,654,963	6,990,914	9,082,324

**Oakland County, Michigan
FY2015 Adopted Budget**

Revenue and Expenditure Summary by Fund Group with Department and Division Detail

Department / Division	Fund Groups						Total Revenues	Total Expenditures
	GENERAL FUND / GENERAL PURPOSE		SPECIAL REVENUE FUNDS		PROPRIETARY FUNDS			
	Revenues	Expenditures	Revenues	Expenditures	Revenues	Expenditures		
<u>Facilities Management Dept</u>								
Facilities Management Admin	0	223,687	0	0	0	0	0	223,687
Facilities Engineering	0	1,002,827	0	0	0	0	0	1,002,827
	0	1,226,514	0	0	0	0	0	1,226,514
<u>Human Resources</u>								
Human Resources Administration	175	1,059,267	0	0	0	0	175	1,059,267
Human Resources General	300	2,695,068	0	0	0	0	300	2,695,068
Human Resources Comp / Benefit	0	334,645	0	0	0	0	0	334,645
	475	4,088,980	0	0	0	0	475	4,088,980
<u>Health and Human Svc Dept</u>								
Health and Human Svc Adm Div	0	8,972,419	0	0	0	0	0	8,972,419
Health Division	7,647,559	29,045,548	7,261,847	7,261,847	0	0	14,909,406	36,307,395
Children's Village	3,165,000	21,444,620	25,245	103,358	0	0	3,190,245	21,547,978
Homeland Security	103,940	1,540,101	630,422	630,422	0	0	734,362	2,170,523
	10,916,499	61,002,688	7,917,514	7,995,627	0	0	18,834,013	68,998,315
<u>Public Services</u>								
Public Services Administration	0	225,700	0	0	0	0	0	225,700
Veterans Services	0	1,896,948	63,460	63,460	0	0	63,460	1,960,408
Community Corrections	230,000	4,592,817	1,205,640	1,205,640	0	0	1,435,640	5,798,457
MSU Extension Oakland County	21,000	1,126,255	0	0	0	0	21,000	1,126,255
Medical Examiner	308,000	4,544,360	0	0	0	0	308,000	4,544,360
Animal Control	886,495	3,193,335	0	0	0	0	886,495	3,193,335
Circuit Court Probation	0	520,420	0	0	0	0	0	520,420
	1,445,495	16,099,835	1,269,100	1,269,100	0	0	2,714,595	17,368,935
<u>Information Technology</u>								
IT CLEMIS	0	0	0	0	18,926,239	18,926,239	18,926,239	18,926,239
	0	0	0	0	18,926,239	18,926,239	18,926,239	18,926,239
<u>Economic Develop/Comm Affairs</u>								
Economic Dev Comm Affairs Adm	24,000	1,618,310	40,565	40,565	0	0	64,565	1,658,875
Planning and Economic Develop	497,640	5,964,896	590,004	701,570	0	0	1,087,644	6,666,466
Community and Home Improvement	0	0	9,627,050	9,641,048	0	0	9,627,050	9,641,048
Workforce Development	0	25,620	17,058,003	16,876,002	0	0	17,058,003	16,901,622
	521,640	7,608,826	27,315,622	27,259,185	0	0	27,837,262	34,868,011

**Oakland County, Michigan
FY2015 Adopted Budget
Revenue and Expenditure Summary by Fund Group with Department and Division Detail**

Department / Division	Fund Groups						Total Revenues	Total Expenditures
	GENERAL FUND / GENERAL PURPOSE		SPECIAL REVENUE FUNDS		PROPRIETARY FUNDS			
	Revenues	Expenditures	Revenues	Expenditures	Revenues	Expenditures		
<u>Non-Departmental Dpt</u>								
Non-Departmental	309,025,630	40,078,477	0	0	0	0	309,025,630	40,078,477
	309,025,630	40,078,477	0	0	0	0	309,025,630	40,078,477
<u>Non-Departmental Transfers</u>								
Non Departmental Transfers	0	11,285,713	0	0	0	0	0	11,285,713
	0	11,285,713	0	0	0	0	0	11,285,713
Grand Total	422,341,962	422,341,962	61,866,233	61,866,233	323,454,235	323,454,235	807,662,430	807,662,430

Oakland County, Michigan
FY2016 Adopted Budget
Revenue and Expenditure Summary by Fund Group with Department and Fund Detail

Department / Fund	Fund Groups						Total Revenues	Total Expenditures
	GENERAL FUND / GENERAL PURPOSE		SPECIAL REVENUE FUNDS		PROPRIETARY FUNDS			
	Revenues	Expenditures	Revenues	Expenditures	Revenues	Expenditures		
<u>Circuit Court</u>								
General	3,562,500	37,973,998	0	0	0	0	3,562,500	37,973,998
Child Care Fund	1,175,000	12,880,098	0	0	0	0	1,175,000	12,880,098
Friend of the Court	0	0	15,163,309	14,991,638	0	0	15,163,309	14,991,638
FOC Access Visitation	0	0	14,500	14,500	0	0	14,500	14,500
Drug Court Circuit Adult SCAO	0	0	47,000	47,000	0	0	47,000	47,000
Urban Drug Court	0	0	290,320	290,320	0	0	290,320	290,320
Drug Court Circuit Juveni SCAO	0	0	43,000	43,000	0	0	43,000	43,000
Mich Mental Health SCAO	0	0	60,000	60,000	0	0	60,000	60,000
Juvenile Acct Block Grant	0	0	2,000	0	0	0	2,000	0
Local Law Enforcement Block Gr	0	0	4,860	4,860	0	0	4,860	4,860
Total Circuit Court	4,737,500	50,854,096	15,624,989	15,451,318	0	0	20,362,489	66,305,414
<u>District Court</u>								
General	12,200,385	16,195,452	0	0	0	0	12,200,385	16,195,452
Drug Court Dist 52 1 Probation	0	0	75,000	75,000	0	0	75,000	75,000
Drug Court District 52 4 SCAO	0	0	13,000	13,000	0	0	13,000	13,000
Total District Court	12,200,385	16,195,452	88,000	88,000	0	0	12,288,385	16,283,452
<u>Probate Court</u>								
General	507,600	6,034,354	0	0	0	0	507,600	6,034,354
Total Probate Court	507,600	6,034,354	0	0	0	0	507,600	6,034,354
<u>Prosecuting Attorney</u>								
General	458,000	19,024,481	0	0	0	0	458,000	19,024,481
Prosecutor Co Op Reimbursement	0	0	2,669,389	2,669,389	0	0	2,669,389	2,669,389
Drug Policy Grant	0	0	154,758	154,253	0	0	154,758	154,253
Prosecutor VOCA	0	0	86,936	86,936	0	0	86,936	86,936
Juvenile Acct Block Grant	0	0	81,613	81,613	0	0	81,613	81,613
Total Prosecuting Attorney	458,000	19,024,481	2,992,696	2,992,191	0	0	3,450,696	22,016,672

**Oakland County, Michigan
FY2016 Adopted Budget**

Revenue and Expenditure Summary by Fund Group with Department and Fund Detail

Department / Fund	Fund Groups						Total Revenues	Total Expenditures
	GENERAL FUND / GENERAL PURPOSE		SPECIAL REVENUE FUNDS		PROPRIETARY FUNDS			
	Revenues	Expenditures	Revenues	Expenditures	Revenues	Expenditures		
Sheriff								
General	53,287,291	135,100,253	0	0	0	0	53,287,291	135,100,253
Friend of the Court	0	0	917,267	1,088,938	0	0	917,267	1,088,938
ATPA Grants	0	0	866,721	866,721	0	0	866,721	866,721
Drug Policy Grant	0	0	285,798	286,303	0	0	285,798	286,303
Criminal Justice Training Grnt	0	0	150,000	150,000	0	0	150,000	150,000
Sheriff Road Patrol	0	0	690,800	690,800	0	0	690,800	690,800
Community Corrections	0	0	495,148	495,148	0	0	495,148	495,148
Local Law Enforcement Block Gr	0	0	29,784	29,784	0	0	29,784	29,784
Domestic Preparedness Equipmen	0	0	88,000	88,000	0	0	88,000	88,000
Total Sheriff	53,287,291	135,100,253	3,523,518	3,695,694	0	0	56,810,809	138,795,947
Board of Commissioners Dept								
General	21,900	4,144,630	0	0	0	0	21,900	4,144,630
Parks and Recreation	0	0	0	0	25,397,762	25,024,691	25,397,762	25,024,691
Total Board of Commissioners Dept	21,900	4,144,630	0	0	25,397,762	25,024,691	25,419,662	29,169,321
Water Resources Commissioner								
General	1,951,764	5,195,080	0	0	0	0	1,951,764	5,195,080
Water and Sewer General Admin	0	0	0	0	86,228,566	86,219,064	86,228,566	86,219,064
Highland Township Water	0	0	0	0	1,000	2,019	1,000	2,019
Pontiac Water	0	0	0	0	0	1,234	0	1,234
Walled Lake Novi WWTP	0	0	0	0	0	5,252	0	5,252
Commerce Twp WWTP	0	0	0	0	0	763	0	763
Pontiac Sewer	0	0	0	0	21,927	23,161	21,927	23,161
Evergreen Farmington SDS	0	0	0	0	39,974,349	39,974,349	39,974,349	39,974,349
SOCSDS Sewage Disposal	0	0	0	0	34,764	44,305	34,764	44,305
SOCSDS Pollution Control	0	0	0	0	0	4,538	0	4,538
Twelve Towns Drain	0	0	0	0	50,032,187	50,018,108	50,032,187	50,018,108
Clinton Oakland SDS	0	0	0	0	37,203,359	37,203,359	37,203,359	37,203,359
Huron Rouge SDS	0	0	0	0	6,481,299	6,481,299	6,481,299	6,481,299
Drain Equipment	0	0	0	0	34,597,959	34,597,959	34,597,959	34,597,959
Total Water Resources Commissioner	1,951,764	5,195,080	0	0	254,575,410	254,575,410	256,527,174	259,770,490

**Oakland County, Michigan
FY2016 Adopted Budget**

Revenue and Expenditure Summary by Fund Group with Department and Fund Detail

Department / Fund	Fund Groups						Total Revenues	Total Expenditures
	GENERAL FUND / GENERAL PURPOSE		SPECIAL REVENUE FUNDS		PROPRIETARY FUNDS			
	Revenues	Expenditures	Revenues	Expenditures	Revenues	Expenditures		
County Clerk/Register of Deeds								
General	12,327,550	10,324,524	0	0	0	0	12,327,550	10,324,524
Register of Deeds Automation	0	0	2,747,729	2,747,729	0	0	2,747,729	2,747,729
Clerk Survey Remonumentation	0	0	298,331	298,331	0	0	298,331	298,331
Total County Clerk/Register of Deeds	12,327,550	10,324,524	3,046,060	3,046,060	0	0	15,373,610	13,370,584
Treasurers Dept								
General	9,985,959	8,483,782	0	0	0	0	9,985,959	8,483,782
Delinquent Tax Revolving	0	0	0	0	19,808,481	19,808,481	19,808,481	19,808,481
Delinqt Personal Prop Tax Adm	0	0	0	0	956,143	956,143	956,143	956,143
Total Treasurers Dept	9,985,959	8,483,782	0	0	20,764,624	20,764,624	30,750,583	29,248,406
County Executive								
General	230,000	6,860,676	0	0	0	0	230,000	6,860,676
Total County Executive	230,000	6,860,676	0	0	0	0	230,000	6,860,676
Management and Budget								
General	3,733,968	18,987,216	0	0	0	0	3,733,968	18,987,216
Local Law Enforcement Block Gr	0	0	75,350	(763)	0	0	75,350	(763)
Community Develop Block Grants	0	0	94,312	80,314	0	0	94,312	80,314
Workforce Dev Undistributed	0	0	0	70,435	0	0	0	70,435
Parks and Recreation	0	0	0	0	0	373,071	0	373,071
Water and Sewer General Admin	0	0	0	0	0	0	0	0
Total Management and Budget	3,733,968	18,987,216	169,662	149,986	0	373,071	3,903,630	19,510,273
Central Services								
General	335,951	2,538,617	0	0	0	0	335,951	2,538,617
County Airports	0	0	0	0	6,622,037	6,622,037	6,622,037	6,622,037
Total Central Services	335,951	2,538,617	0	0	6,622,037	6,622,037	6,957,988	9,160,654
Facilities Management Dept								
General	0	1,150,186	0	0	0	0	0	1,150,186
Total Facilities Management Dept	0	1,150,186	0	0	0	0	0	1,150,186

**Oakland County, Michigan
FY2016 Adopted Budget**

Revenue and Expenditure Summary by Fund Group with Department and Fund Detail

Department / Fund	Fund Groups						Total Revenues	Total Expenditures
	GENERAL FUND / GENERAL PURPOSE		SPECIAL REVENUE FUNDS		PROPRIETARY FUNDS			
	Revenues	Expenditures	Revenues	Expenditures	Revenues	Expenditures		
Human Resources								
General	475	4,138,817	0	0	0	0	475	4,138,817
Total Human Resources	475	4,138,817	0	0	0	0	475	4,138,817
Health and Human Svc Dept								
General	7,744,144	32,257,372	0	0	0	0	7,744,144	32,257,372
Child Care Fund	3,165,000	29,307,133	0	0	0	0	3,165,000	29,307,133
Social Welfare Foster Care	0	2,000	0	0	0	0	0	2,000
Juvenile Acct Block Grant	0	0	13,245	15,245	0	0	13,245	15,245
Local Law Enforcement Block Gr	0	0	12,000	88,113	0	0	12,000	88,113
Health MDPH OSAS	0	0	1,106,258	1,106,258	0	0	1,106,258	1,106,258
Hlth Adolescent Screening CPBC	0	0	73,000	73,000	0	0	73,000	73,000
Health Communities Planning	0	0	159,073	159,073	0	0	159,073	159,073
Hlth Immunization Action Plan	0	0	518,833	518,833	0	0	518,833	518,833
Health FIMR	0	0	5,400	5,400	0	0	5,400	5,400
Health WIC	0	0	2,598,006	2,598,006	0	0	2,598,006	2,598,006
Health TB Outreach	0	0	60,024	60,024	0	0	60,024	60,024
Health AIDS Counseling	0	0	497,900	497,900	0	0	497,900	497,900
Health HIV Surveillance	0	0	50,000	50,000	0	0	50,000	50,000
Health Vaccines for Children	0	0	105,464	105,464	0	0	105,464	105,464
Health MCH Block	0	0	880,033	880,033	0	0	880,033	880,033
Health Bioterrorism	0	0	62,000	62,000	0	0	62,000	62,000
Hlth Nurse Family Partnership	0	0	620,970	620,970	0	0	620,970	620,970
Health PHEP	0	0	524,886	524,886	0	0	524,886	524,886
Domestic Preparedness Equipmen	0	0	630,422	630,422	0	0	630,422	630,422
Total Health and Human Svc Dept	10,909,144	61,566,505	7,917,514	7,995,627	0	0	18,826,658	69,562,132
Public Services								
General	1,445,495	16,437,111	0	0	0	0	1,445,495	16,437,111
County Veterans Trust	0	0	63,460	63,460	0	0	63,460	63,460
Community Corrections	0	0	1,205,640	1,205,640	0	0	1,205,640	1,205,640
Total Public Services	1,445,495	16,437,111	1,269,100	1,269,100	0	0	2,714,595	17,706,211

**Oakland County, Michigan
FY2016 Adopted Budget**

Revenue and Expenditure Summary by Fund Group with Department and Fund Detail

Department / Fund	Fund Groups						Total Revenues	Total Expenditures
	GENERAL FUND / GENERAL PURPOSE		SPECIAL REVENUE FUNDS		PROPRIETARY FUNDS			
	Revenues	Expenditures	Revenues	Expenditures	Revenues	Expenditures		
Information Technology								
Fire Records Management	0	0	0	0	676,418	676,418	676,418	676,418
CLEMIS	0	0	0	0	8,733,642	8,733,642	8,733,642	8,733,642
Radio Communications	0	0	0	0	9,165,548	9,165,548	9,165,548	9,165,548
Total Information Technology	0	0	0	0	18,575,608	18,575,608	18,575,608	18,575,608
Economic Develop/Comm Affairs								
General	538,774	7,687,630	0	0	0	0	538,774	7,687,630
Economic Development Corp	0	0	28,700	28,700	0	0	28,700	28,700
BFC Personnel	0	0	561,304	561,304	0	0	561,304	561,304
Art Culture and Film Grant	0	0	40,565	40,565	0	0	40,565	40,565
Community Develop Block Grants	0	0	5,537,657	5,551,655	0	0	5,537,657	5,551,655
Emergency Solutions Grants	0	0	301,785	301,785	0	0	301,785	301,785
Housing Counseling Grants	0	0	55,976	55,976	0	0	55,976	55,976
Home Investment Partner Grants	0	0	3,342,511	3,342,511	0	0	3,342,511	3,342,511
MSHDA NFMC	0	0	6,600	6,600	0	0	6,600	6,600
MSHDA COUNSELING	0	0	84,000	84,000	0	0	84,000	84,000
Neighborhood Stblztn Program	0	0	298,521	298,521	0	0	298,521	298,521
Workforce Dev Undistributed	0	0	17,058,003	16,987,568	0	0	17,058,003	16,987,568
Total Economic Develop/Comm Affairs	538,774	7,687,630	27,315,622	27,259,185	0	0	27,854,396	34,946,815
Non-Departmental Dept								
General	294,857,390	29,964,544	0	0	0	0	294,857,390	29,964,544
Child Care Fund	14,923,616	0	0	0	0	0	14,923,616	0
Social Welfare Foster Care	1,000	0	0	0	0	0	1,000	0
Total Non-Departmental Dept	309,782,006	29,964,544	0	0	0	0	309,782,006	29,964,544
Non-Departmental Transfers								
General	0	17,765,808	0	0	0	0	0	17,765,808
Total Non-Departmental Transfers	0	17,765,808	0	0	0	0	0	17,765,808
Grand Total	422,453,762	422,453,762	61,947,161	61,947,161	325,935,441	325,935,441	810,336,364	810,336,364

**Oakland County, Michigan
FY2016 Adopted Budget
Revenue and Expenditure Summary by Fund Group with Department and Division Detail**

Department / Division	Fund Groups						Total Revenues	Total Expenditures
	GENERAL FUND / GENERAL PURPOSE		SPECIAL REVENUE FUNDS		PROPRIETARY FUNDS			
	Revenues	Expenditures	Revenues	Expenditures	Revenues	Expenditures		
<u>Circuit Court</u>								
Judicial / Administration	0	8,977,012	4,860	4,860	0	0	4,860	8,981,872
Business Division	0	1,998,556	0	0	0	0	0	1,998,556
Civil / Criminal Division	2,790,500	9,482,322	397,320	397,320	0	0	3,187,820	9,879,642
Family Division	1,947,000	30,396,206	15,222,809	15,049,138	0	0	17,169,809	45,445,344
	4,737,500	50,854,096	15,624,989	15,451,318	0	0	20,362,489	66,305,414
<u>District Court</u>								
District Court Administration	0	210,883	0	0	0	0	0	210,883
Division I Novi	4,459,000	5,362,219	75,000	75,000	0	0	4,534,000	5,437,219
Division II Clarkston	1,669,000	2,758,822	0	0	0	0	1,669,000	2,758,822
Division III Rochester Hills	3,786,035	4,947,261	0	0	0	0	3,786,035	4,947,261
Division IV Troy	2,286,350	2,916,267	13,000	13,000	0	0	2,299,350	2,929,267
	12,200,385	16,195,452	88,000	88,000	0	0	12,288,385	16,283,452
<u>Probate Court</u>								
Probate Court Administration	0	2,649,773	0	0	0	0	0	2,649,773
Probate Estates and Mental Hlt	507,600	3,384,581	0	0	0	0	507,600	3,384,581
	507,600	6,034,354	0	0	0	0	507,600	6,034,354
<u>Prosecuting Attorney</u>								
Prosecuting Attorney Admin	458,000	4,618,119	(2,379)	83,636	0	0	455,621	4,701,755
Prosecuting Attorney Litigation	0	10,465,397	2,995,075	2,908,555	0	0	2,995,075	13,373,952
Prosecuting Attorney Warrants	0	2,155,744	0	0	0	0	0	2,155,744
Prosecuting Attorney Appellate	0	1,785,221	0	0	0	0	0	1,785,221
	458,000	19,024,481	2,992,696	2,992,191	0	0	3,450,696	22,016,672
<u>Sheriff</u>								
Sheriff Staff Division	106,900	2,094,641	0	0	0	0	106,900	2,094,641
Administrative Services	249,100	3,500,751	0	0	0	0	249,100	3,500,751
Corrective Services	3,100,266	46,253,613	413,608	613,383	0	0	3,513,874	46,866,996
Corrective Serv - Satellites	619,379	12,750,991	0	0	0	0	619,379	12,750,991
Emerg Resp and Prepared	1,964,000	8,393,505	267,784	267,784	0	0	2,231,784	8,661,289
Patrol Services	46,340,946	50,758,789	690,800	690,800	0	0	47,031,746	51,449,589
Technical Services	906,700	11,347,963	2,151,326	2,123,727	0	0	3,058,026	13,471,690
	53,287,291	135,100,253	3,523,518	3,695,694	0	0	56,810,809	138,795,947

**Oakland County, Michigan
FY2016 Adopted Budget**

Revenue and Expenditure Summary by Fund Group with Department and Division Detail

Department / Division	Fund Groups						Total Revenues	Total Expenditures
	GENERAL FUND / GENERAL PURPOSE		SPECIAL REVENUE FUNDS		PROPRIETARY FUNDS			
	Revenues	Expenditures	Revenues	Expenditures	Revenues	Expenditures		
<u>Board of Commissioners Dept</u>								
Board of Commissioners Div	7,900	2,746,749	0	0	0	0	7,900	2,746,749
Library Board	14,000	1,397,881	0	0	0	0	14,000	1,397,881
Parks and Recreation	0	0	0	0	25,397,762	25,024,691	25,397,762	25,024,691
	21,900	4,144,630	0	0	25,397,762	25,024,691	25,419,662	29,169,321
<u>Water Resources Commissioner</u>								
Water Resources Administration	1,951,764	5,195,080	0	0	254,575,410	254,573,910	256,527,174	259,768,990
Operations and Maintenance	0	0	0	0	0	1,500	0	1,500
	1,951,764	5,195,080	0	0	254,575,410	254,575,410	256,527,174	259,770,490
<u>County Clerk/Register of Deeds</u>								
Co Clerk Register of Deeds Adm	0	844,435	0	0	0	0	0	844,435
County Clerk	2,892,600	4,462,206	0	0	0	0	2,892,600	4,462,206
Elections	147,700	1,890,937	0	0	0	0	147,700	1,890,937
Register of Deeds	9,287,250	2,456,396	3,046,060	3,046,060	0	0	12,333,310	5,502,456
Jury Commission	0	122,443	0	0	0	0	0	122,443
Micrographics	0	548,107	0	0	0	0	0	548,107
	12,327,550	10,324,524	3,046,060	3,046,060	0	0	15,373,610	13,370,584
<u>Treasurers Dept</u>								
Treasurers Office	9,985,959	8,483,782	0	0	20,764,624	20,764,624	30,750,583	29,248,406
	9,985,959	8,483,782	0	0	20,764,624	20,764,624	30,750,583	29,248,406
<u>County Executive</u>								
County Executive	0	2,838,732	0	0	0	0	0	2,838,732
Compliance Office	230,000	1,739,095	0	0	0	0	230,000	1,739,095
Corporation Counsel	0	2,282,849	0	0	0	0	0	2,282,849
	230,000	6,860,676	0	0	0	0	230,000	6,860,676
<u>Management and Budget</u>								
Management and Budget Admin	0	239,314	0	0	0	0	0	239,314
Equalization Admin Unit	3,233,968	9,314,539	0	0	0	0	3,233,968	9,314,539
Fiscal Services	500,000	9,433,363	169,662	149,986	0	373,071	669,662	9,956,420
	3,733,968	18,987,216	169,662	149,986	0	373,071	3,903,630	19,510,273
<u>Central Services</u>								
Aviation and Transportation	0	0	0	0	6,622,037	6,622,037	6,622,037	6,622,037
Central Services Admin	0	228,639	0	0	0	0	0	228,639
Support Services	335,951	2,309,978	0	0	0	0	335,951	2,309,978
	335,951	2,538,617	0	0	6,622,037	6,622,037	6,957,988	9,160,654

**Oakland County, Michigan
FY2016 Adopted Budget**

Revenue and Expenditure Summary by Fund Group with Department and Division Detail

Department / Division	Fund Groups						Total Revenues	Total Expenditures
	GENERAL FUND / GENERAL PURPOSE		SPECIAL REVENUE FUNDS		PROPRIETARY FUNDS			
	Revenues	Expenditures	Revenues	Expenditures	Revenues	Expenditures		
<u>Facilities Management Dept</u>								
Facilities Management Admin	0	224,818	0	0	0	0	0	224,818
Facilities Engineering	0	925,368	0	0	0	0	0	925,368
	0	1,150,186	0	0	0	0	0	1,150,186
<u>Human Resources</u>								
Human Resources Administration	175	1,065,151	0	0	0	0	175	1,065,151
Human Resources General	300	2,713,571	0	0	0	0	300	2,713,571
Human Resources Comp / Benefit	0	360,095	0	0	0	0	0	360,095
	475	4,138,817	0	0	0	0	475	4,138,817
<u>Health and Human Svc Dept</u>								
Health and Human Svc Adm Div	0	8,973,460	0	0	0	0	0	8,973,460
Health Division	7,640,204	29,235,252	7,261,847	7,261,847	0	0	14,902,051	36,497,099
Children's Village	3,165,000	21,796,185	25,245	103,358	0	0	3,190,245	21,899,543
Homeland Security	103,940	1,561,608	630,422	630,422	0	0	734,362	2,192,030
	10,909,144	61,566,505	7,917,514	7,995,627	0	0	18,826,658	69,562,132
<u>Public Services</u>								
Public Services Administration	0	226,755	0	0	0	0	0	226,755
Veterans Services	0	1,912,665	63,460	63,460	0	0	63,460	1,976,125
Community Corrections	230,000	4,629,636	1,205,640	1,205,640	0	0	1,435,640	5,835,276
MSU Extension Oakland County	21,000	1,149,549	0	0	0	0	21,000	1,149,549
Medical Examiner	308,000	4,635,798	0	0	0	0	308,000	4,635,798
Animal Control	886,495	3,292,938	0	0	0	0	886,495	3,292,938
Circuit Court Probation	0	589,770	0	0	0	0	0	589,770
	1,445,495	16,437,111	1,269,100	1,269,100	0	0	2,714,595	17,706,211
<u>Information Technology</u>								
IT CLEMIS	0	0	0	0	18,575,608	18,575,608	18,575,608	18,575,608
	0	0	0	0	18,575,608	18,575,608	18,575,608	18,575,608
<u>Economic Develop/Comm Affairs</u>								
Economic Dev Comm Affairs Adm	24,000	1,624,923	40,565	40,565	0	0	64,565	1,665,488
Planning and Economic Develop	514,774	6,037,087	590,004	701,570	0	0	1,104,778	6,738,657
Community and Home Improvement	0	0	9,627,050	9,641,048	0	0	9,627,050	9,641,048
Workforce Development	0	25,620	17,058,003	16,876,002	0	0	17,058,003	16,901,622
	538,774	7,687,630	27,315,622	27,259,185	0	0	27,854,396	34,946,815

**Oakland County, Michigan
FY2016 Adopted Budget**

Revenue and Expenditure Summary by Fund Group with Department and Division Detail

Department / Division	Fund Groups						Total Revenues	Total Expenditures
	GENERAL FUND / GENERAL PURPOSE		SPECIAL REVENUE FUNDS		PROPRIETARY FUNDS			
	Revenues	Expenditures	Revenues	Expenditures	Revenues	Expenditures		
<u>Non-Departmental Dpt</u>								
Non-Departmental	309,782,006	29,964,544	0	0	0	0	309,782,006	29,964,544
	309,782,006	29,964,544	0	0	0	0	309,782,006	29,964,544
<u>Non-Departmental Transfers</u>								
Non Departmental Transfers	0	17,765,808	0	0	0	0	0	17,765,808
	0	17,765,808	0	0	0	0	0	17,765,808
Grand Total	422,453,762	422,453,762	61,947,161	61,947,161	325,935,441	325,935,441	810,336,364	810,336,364

**Oakland County, Michigan
FY2017 Adopted Budget
Revenue and Expenditure Summary by Fund Group with Department and Fund Detail**

Department / Fund	Fund Groups						Total Revenues	Total Expenditures
	GENERAL FUND / GENERAL PURPOSE		SPECIAL REVENUE FUNDS		PROPRIETARY FUNDS			
	Revenues	Expenditures	Revenues	Expenditures	Revenues	Expenditures		
<u>Circuit Court</u>								
General	3,562,500	37,987,553	0	0	0	0	3,562,500	37,987,553
Child Care Fund	1,175,000	12,880,098	0	0	0	0	1,175,000	12,880,098
Friend of the Court	0	0	15,164,890	14,993,219	0	0	15,164,890	14,993,219
FOC Access Visitation	0	0	14,500	14,500	0	0	14,500	14,500
Drug Court Circuit Adult SCAO	0	0	47,000	47,000	0	0	47,000	47,000
Urban Drug Court	0	0	290,320	290,320	0	0	290,320	290,320
Drug Court Circuit Juveni SCAO	0	0	43,000	43,000	0	0	43,000	43,000
Mich Mental Health SCAO	0	0	60,000	60,000	0	0	60,000	60,000
Juvenile Acct Block Grant	0	0	2,000	0	0	0	2,000	0
Local Law Enforcement Block Gr	0	0	4,860	4,860	0	0	4,860	4,860
Total Circuit Court	4,737,500	50,867,651	15,626,570	15,452,899	0	0	20,364,070	66,320,550
<u>District Court</u>								
General	12,200,385	16,202,834	0	0	0	0	12,200,385	16,202,834
Drug Court Dist 52 1 Probation	0	0	75,000	75,000	0	0	75,000	75,000
Drug Court District 52 4 SCAO	0	0	13,000	13,000	0	0	13,000	13,000
Total District Court	12,200,385	16,202,834	88,000	88,000	0	0	12,288,385	16,290,834
<u>Probate Court</u>								
General	507,600	6,035,864	0	0	0	0	507,600	6,035,864
Total Probate Court	507,600	6,035,864	0	0	0	0	507,600	6,035,864
<u>Prosecuting Attorney</u>								
General	458,000	19,028,827	0	0	0	0	458,000	19,028,827
Prosecutor Co Op Reimbursement	0	0	2,669,801	2,669,801	0	0	2,669,801	2,669,801
Drug Policy Grant	0	0	154,758	154,253	0	0	154,758	154,253
Prosecutor VOCA	0	0	86,936	86,936	0	0	86,936	86,936
Juvenile Acct Block Grant	0	0	81,613	81,613	0	0	81,613	81,613
Total Prosecuting Attorney	458,000	19,028,827	2,993,108	2,992,603	0	0	3,451,108	22,021,430

**Oakland County, Michigan
FY2017 Adopted Budget**

Revenue and Expenditure Summary by Fund Group with Department and Fund Detail

Department / Fund	Fund Groups						Total Revenues	Total Expenditures
	GENERAL FUND / GENERAL PURPOSE		SPECIAL REVENUE FUNDS		PROPRIETARY FUNDS			
	Revenues	Expenditures	Revenues	Expenditures	Revenues	Expenditures		
<u>Sheriff</u>								
General	53,340,684	135,182,820	0	0	0	0	53,340,684	135,182,820
Friend of the Court	0	0	917,267	1,088,938	0	0	917,267	1,088,938
ATPA Grants	0	0	866,721	866,721	0	0	866,721	866,721
Drug Policy Grant	0	0	285,798	286,303	0	0	285,798	286,303
Criminal Justice Training Grnt	0	0	150,000	150,000	0	0	150,000	150,000
Sheriff Road Patrol	0	0	690,800	690,800	0	0	690,800	690,800
Community Corrections	0	0	495,148	495,148	0	0	495,148	495,148
Local Law Enforcement Block Gr	0	0	29,784	29,784	0	0	29,784	29,784
Domestic Preparedness Equipmen	0	0	88,000	88,000	0	0	88,000	88,000
Total Sheriff	53,340,684	135,182,820	3,523,518	3,695,694	0	0	56,864,202	138,878,514
<u>Board of Commissioners Dept</u>								
General	21,900	4,150,783	0	0	0	0	21,900	4,150,783
Parks and Recreation	0	0	0	0	25,522,862	25,149,791	25,522,862	25,149,791
Total Board of Commissioners Dept	21,900	4,150,783	0	0	25,522,862	25,149,791	25,544,762	29,300,574
<u>Water Resources Commissioner</u>								
General	1,966,364	5,226,487	0	0	0	0	1,966,364	5,226,487
Water and Sewer General Admin	0	0	0	0	86,359,203	86,349,701	86,359,203	86,349,701
Highland Township Water	0	0	0	0	1,000	2,019	1,000	2,019
Pontiac Water	0	0	0	0	0	1,234	0	1,234
Walled Lake Novi WWTP	0	0	0	0	0	5,252	0	5,252
Commerce Twp WWTP	0	0	0	0	0	763	0	763
Pontiac Sewer	0	0	0	0	21,927	23,161	21,927	23,161
Evergreen Farmington SDS	0	0	0	0	39,983,569	39,983,569	39,983,569	39,983,569
SOCSDS Sewage Disposal	0	0	0	0	34,764	44,305	34,764	44,305
SOCSDS Pollution Control	0	0	0	0	0	4,561	0	4,561
Twelve Towns Drain	0	0	0	0	50,043,268	50,029,166	50,043,268	50,029,166
Clinton Oakland SDS	0	0	0	0	36,214,662	36,214,662	36,214,662	36,214,662
Huron Rouge SDS	0	0	0	0	6,481,526	6,481,526	6,481,526	6,481,526
Drain Equipment	0	0	0	0	34,823,580	34,823,580	34,823,580	34,823,580
Total Water Resources Commissioner	1,966,364	5,226,487	0	0	253,963,499	253,963,499	255,929,863	259,189,986

**Oakland County, Michigan
FY2017 Adopted Budget**

Revenue and Expenditure Summary by Fund Group with Department and Fund Detail

Department / Fund	Fund Groups						Total Revenues	Total Expenditures
	GENERAL FUND / GENERAL PURPOSE		SPECIAL REVENUE FUNDS		PROPRIETARY FUNDS			
	Revenues	Expenditures	Revenues	Expenditures	Revenues	Expenditures		
<u>County Clerk/Register of Deeds</u>								
General	12,277,550	10,351,031	0	0	0	0	12,277,550	10,351,031
Register of Deeds Automation	0	0	2,747,729	2,747,729	0	0	2,747,729	2,747,729
Clerk Survey Remonumentation	0	0	298,331	298,331	0	0	298,331	298,331
Total County Clerk/Register of Deeds	12,277,550	10,351,031	3,046,060	3,046,060	0	0	15,323,610	13,397,091
<u>Treasurers Dept</u>								
General	9,628,000	8,484,511	0	0	0	0	9,628,000	8,484,511
Delinquent Tax Revolving	0	0	0	0	19,435,307	19,435,307	19,435,307	19,435,307
Delinqt Personal Prop Tax Adm	0	0	0	0	958,100	958,100	958,100	958,100
Total Treasurers Dept	9,628,000	8,484,511	0	0	20,393,407	20,393,407	30,021,407	28,877,918
<u>County Executive</u>								
General	230,000	6,862,804	0	0	0	0	230,000	6,862,804
Total County Executive	230,000	6,862,804	0	0	0	0	230,000	6,862,804
<u>Management and Budget</u>								
General	3,733,968	18,990,036	0	0	0	0	3,733,968	18,990,036
Local Law Enforcement Block Gr	0	0	75,350	(763)	0	0	75,350	(763)
Community Develop Block Grants	0	0	94,312	80,314	0	0	94,312	80,314
Workforce Dev Undistributed	0	0	0	70,435	0	0	0	70,435
Parks and Recreation	0	0	0	0	0	373,071	0	373,071
Water and Sewer General Admin	0	0	0	0	0	0	0	0
Total Management and Budget	3,733,968	18,990,036	169,662	149,986	0	373,071	3,903,630	19,513,093
<u>Central Services</u>								
General	335,951	2,541,523	0	0	0	0	335,951	2,541,523
County Airports	0	0	0	0	6,546,353	6,546,353	6,546,353	6,546,353
Total Central Services	335,951	2,541,523	0	0	6,546,353	6,546,353	6,882,304	9,087,876
<u>Facilities Management Dept</u>								
General	0	1,150,331	0	0	0	0	0	1,150,331
Total Facilities Management Dept	0	1,150,331	0	0	0	0	0	1,150,331

**Oakland County, Michigan
FY2017 Adopted Budget**

Revenue and Expenditure Summary by Fund Group with Department and Fund Detail

Department / Fund	Fund Groups						Total Revenues	Total Expenditures
	GENERAL FUND / GENERAL PURPOSE		SPECIAL REVENUE FUNDS		PROPRIETARY FUNDS			
	Revenues	Expenditures	Revenues	Expenditures	Revenues	Expenditures		
Human Resources								
General	475	4,140,144	0	0	0	0	475	4,140,144
Total Human Resources	475	4,140,144	0	0	0	0	475	4,140,144
Health and Human Svc Dept								
General	7,744,144	32,263,390	0	0	0	0	7,744,144	32,263,390
Child Care Fund	3,165,000	29,316,286	0	0	0	0	3,165,000	29,316,286
Social Welfare Foster Care	0	2,000	0	0	0	0	0	2,000
Juvenile Acct Block Grant	0	0	13,245	15,245	0	0	13,245	15,245
Local Law Enforcement Block Gr	0	0	12,000	88,113	0	0	12,000	88,113
Health MDPH OSAS	0	0	1,106,258	1,106,258	0	0	1,106,258	1,106,258
Hlth Adolescent Screening CPBC	0	0	73,000	73,000	0	0	73,000	73,000
Health Communities Planning	0	0	159,073	159,073	0	0	159,073	159,073
Hlth Immunization Action Plan	0	0	518,833	518,833	0	0	518,833	518,833
Health FIMR	0	0	5,400	5,400	0	0	5,400	5,400
Health WIC	0	0	2,598,006	2,598,006	0	0	2,598,006	2,598,006
Health TB Outreach	0	0	60,024	60,024	0	0	60,024	60,024
Health AIDS Counseling	0	0	497,900	497,900	0	0	497,900	497,900
Health HIV Surveillance	0	0	50,000	50,000	0	0	50,000	50,000
Health Vaccines for Children	0	0	105,464	105,464	0	0	105,464	105,464
Health MCH Block	0	0	880,033	880,033	0	0	880,033	880,033
Health Bioterrorism	0	0	62,000	62,000	0	0	62,000	62,000
Hlth Nurse Family Partnership	0	0	620,970	620,970	0	0	620,970	620,970
Health PHEP	0	0	524,886	524,886	0	0	524,886	524,886
Domestic Preparedness Equipmen	0	0	630,422	630,422	0	0	630,422	630,422
Total Health and Human Svc Dept	10,909,144	61,581,676	7,917,514	7,995,627	0	0	18,826,658	69,577,303
Public Services								
General	1,445,495	16,445,472	0	0	0	0	1,445,495	16,445,472
County Veterans Trust	0	0	63,460	63,460	0	0	63,460	63,460
Community Corrections	0	0	1,205,640	1,205,640	0	0	1,205,640	1,205,640
Total Public Services	1,445,495	16,445,472	1,269,100	1,269,100	0	0	2,714,595	17,714,572

**Oakland County, Michigan
FY2017 Adopted Budget**

Revenue and Expenditure Summary by Fund Group with Department and Fund Detail

Department / Fund	Fund Groups						Total Revenues	Total Expenditures
	GENERAL FUND / GENERAL PURPOSE		SPECIAL REVENUE FUNDS		PROPRIETARY FUNDS			
	Revenues	Expenditures	Revenues	Expenditures	Revenues	Expenditures		
Information Technology								
Fire Records Management	0	0	0	0	679,959	679,959	679,959	679,959
CLEMIS	0	0	0	0	8,758,097	8,758,097	8,758,097	8,758,097
Radio Communications	0	0	0	0	9,173,107	9,173,107	9,173,107	9,173,107
Total Information Technology	0	0	0	0	18,611,163	18,611,163	18,611,163	18,611,163
Economic Develop/Comm Affairs								
General	557,516	7,706,762	0	0	0	0	557,516	7,706,762
Economic Development Corp	0	0	28,700	28,700	0	0	28,700	28,700
BFC Personnel	0	0	561,304	561,304	0	0	561,304	561,304
Art Culture and Film Grant	0	0	40,565	40,565	0	0	40,565	40,565
Community Develop Block Grants	0	0	5,537,657	5,551,655	0	0	5,537,657	5,551,655
Emergency Solutions Grants	0	0	301,785	301,785	0	0	301,785	301,785
Housing Counseling Grants	0	0	55,976	55,976	0	0	55,976	55,976
Home Investment Partner Grants	0	0	3,342,511	3,342,511	0	0	3,342,511	3,342,511
MSHDA NFMC	0	0	6,600	6,600	0	0	6,600	6,600
MSHDA COUNSELING	0	0	84,000	84,000	0	0	84,000	84,000
Neighborhood Stblztn Program	0	0	298,521	298,521	0	0	298,521	298,521
Workforce Dev Undistributed	0	0	17,058,003	16,987,568	0	0	17,058,003	16,987,568
Total Economic Develop/Comm Affairs	557,516	7,706,762	27,315,622	27,259,185	0	0	27,873,138	34,965,947
Non-Departmental Dept								
General	298,255,273	28,439,133	0	0	0	0	298,255,273	28,439,133
Child Care Fund	14,928,192	0	0	0	0	0	14,928,192	0
Social Welfare Foster Care	1,000	0	0	0	0	0	1,000	0
Total Non-Departmental Dept	313,184,465	28,439,133	0	0	0	0	313,184,465	28,439,133
Non-Departmental Transfers								
General	0	22,146,308	0	0	0	0	0	22,146,308
Total Non-Departmental Transfers	0	22,146,308	0	0	0	0	0	22,146,308
Grand Total	425,534,997	425,534,997	61,949,154	61,949,154	325,037,284	325,037,284	812,521,435	812,521,435

Oakland County, Michigan
FY2017 Adopted Budget
Revenue and Expenditure Summary by Fund Group with Department and Division Detail

Department / Division	Fund Groups						Total Revenues	Total Expenditures
	GENERAL FUND / GENERAL PURPOSE		SPECIAL REVENUE FUNDS		PROPRIETARY FUNDS			
	Revenues	Expenditures	Revenues	Expenditures	Revenues	Expenditures		
<u>Circuit Court</u>								
Judicial / Administration	0	8,978,186	4,860	4,860	0	0	4,860	8,983,046
Business Division	0	1,998,848	0	0	0	0	0	1,998,848
Civil / Criminal Division	2,790,500	9,489,534	397,320	397,320	0	0	3,187,820	9,886,854
Family Division	1,947,000	30,401,083	15,224,390	15,050,719	0	0	17,171,390	45,451,802
	4,737,500	50,867,651	15,626,570	15,452,899	0	0	20,364,070	66,320,550
<u>District Court</u>								
District Court Administration	0	210,883	0	0	0	0	0	210,883
Division I Novi	4,459,000	5,362,219	75,000	75,000	0	0	4,534,000	5,437,219
Division II Clarkston	1,669,000	2,764,477	0	0	0	0	1,669,000	2,764,477
Division III Rochester Hills	3,786,035	4,948,988	0	0	0	0	3,786,035	4,948,988
Division IV Troy	2,286,350	2,916,267	13,000	13,000	0	0	2,299,350	2,929,267
	12,200,385	16,202,834	88,000	88,000	0	0	12,288,385	16,290,834
<u>Probate Court</u>								
Probate Court Administration	0	2,650,614	0	0	0	0	0	2,650,614
Probate Estates and Mental Hlt	507,600	3,385,250	0	0	0	0	507,600	3,385,250
	507,600	6,035,864	0	0	0	0	507,600	6,035,864
<u>Prosecuting Attorney</u>								
Prosecuting Attorney Admin	458,000	4,622,465	(2,379)	83,636	0	0	455,621	4,706,101
Prosecuting Attorney Litigation	0	10,465,397	2,995,487	2,908,967	0	0	2,995,487	13,374,364
Prosecuting Attorney Warrants	0	2,155,744	0	0	0	0	0	2,155,744
Prosecuting Attorney Appellate	0	1,785,221	0	0	0	0	0	1,785,221
	458,000	19,028,827	2,993,108	2,992,603	0	0	3,451,108	22,021,430
<u>Sheriff</u>								
Sheriff Staff Division	106,900	2,092,800	0	0	0	0	106,900	2,092,800
Administrative Services	249,100	3,500,751	0	0	0	0	249,100	3,500,751
Corrective Services	3,100,266	46,271,604	413,608	613,383	0	0	3,513,874	46,884,987
Corrective Serv - Satellites	620,356	12,755,319	0	0	0	0	620,356	12,755,319
Emerg Resp and Prepared	2,016,416	8,446,568	267,784	267,784	0	0	2,284,200	8,714,352
Patrol Services	46,340,946	50,764,176	690,800	690,800	0	0	47,031,746	51,454,976
Technical Services	906,700	11,351,602	2,151,326	2,123,727	0	0	3,058,026	13,475,329
	53,340,684	135,182,820	3,523,518	3,695,694	0	0	56,864,202	138,878,514

**Oakland County, Michigan
FY2017 Adopted Budget**

Revenue and Expenditure Summary by Fund Group with Department and Division Detail

Department / Division	Fund Groups						Total Revenues	Total Expenditures
	GENERAL FUND / GENERAL PURPOSE		SPECIAL REVENUE FUNDS		PROPRIETARY FUNDS			
	Revenues	Expenditures	Revenues	Expenditures	Revenues	Expenditures		
<u>Board of Commissioners Dept</u>								
Board of Commissioners Div	7,900	2,747,383	0	0	0	0	7,900	2,747,383
Library Board	14,000	1,403,400	0	0	0	0	14,000	1,403,400
Parks and Recreation	0	0	0	0	25,522,862	25,149,791	25,522,862	25,149,791
	21,900	4,150,783	0	0	25,522,862	25,149,791	25,544,762	29,300,574
<u>Water Resources Commissioner</u>								
Water Resources Administration	1,966,364	5,226,487	0	0	253,963,499	253,961,999	255,929,863	259,188,486
Operations and Maintenance	0	0	0	0	0	1,500	0	1,500
	1,966,364	5,226,487	0	0	253,963,499	253,963,499	255,929,863	259,189,986
<u>County Clerk/Register of Deeds</u>								
Co Clerk Register of Deeds Adm	0	867,568	0	0	0	0	0	867,568
County Clerk	2,892,600	4,463,533	0	0	0	0	2,892,600	4,463,533
Elections	97,700	1,891,840	0	0	0	0	97,700	1,891,840
Register of Deeds	9,287,250	2,457,120	3,046,060	3,046,060	0	0	12,333,310	5,503,180
Jury Commission	0	122,566	0	0	0	0	0	122,566
Micrographics	0	548,404	0	0	0	0	0	548,404
	12,277,550	10,351,031	3,046,060	3,046,060	0	0	15,323,610	13,397,091
<u>Treasurers Dept</u>								
Treasurers Office	9,628,000	8,484,511	0	0	20,393,407	20,393,407	30,021,407	28,877,918
	9,628,000	8,484,511	0	0	20,393,407	20,393,407	30,021,407	28,877,918
<u>County Executive</u>								
County Executive	0	2,839,893	0	0	0	0	0	2,839,893
Compliance Office	230,000	1,739,579	0	0	0	0	230,000	1,739,579
Corporation Counsel	0	2,283,332	0	0	0	0	0	2,283,332
	230,000	6,862,804	0	0	0	0	230,000	6,862,804
<u>Management and Budget</u>								
Management and Budget Admin	0	239,377	0	0	0	0	0	239,377
Equalization Admin Unit	3,233,968	9,315,272	0	0	0	0	3,233,968	9,315,272
Fiscal Services	500,000	9,435,387	169,662	149,986	0	373,071	669,662	9,958,444
	3,733,968	18,990,036	169,662	149,986	0	373,071	3,903,630	19,513,093
<u>Central Services</u>								
Aviation and Transportation	0	0	0	0	6,546,353	6,546,353	6,546,353	6,546,353
Central Services Admin	0	228,666	0	0	0	0	0	228,666
Support Services	335,951	2,312,857	0	0	0	0	335,951	2,312,857
	335,951	2,541,523	0	0	6,546,353	6,546,353	6,882,304	9,087,876

**Oakland County, Michigan
FY2017 Adopted Budget**

Revenue and Expenditure Summary by Fund Group with Department and Division Detail

Department / Division	Fund Groups						Total Revenues	Total Expenditures
	GENERAL FUND / GENERAL PURPOSE		SPECIAL REVENUE FUNDS		PROPRIETARY FUNDS			
	Revenues	Expenditures	Revenues	Expenditures	Revenues	Expenditures		
<u>Facilities Management Dept</u>								
Facilities Management Admin	0	224,848	0	0	0	0	0	224,848
Facilities Engineering	0	925,483	0	0	0	0	0	925,483
	0	1,150,331	0	0	0	0	0	1,150,331
<u>Human Resources</u>								
Human Resources Administration	175	1,065,308	0	0	0	0	175	1,065,308
Human Resources General	300	2,714,064	0	0	0	0	300	2,714,064
Human Resources Comp / Benefit	0	360,772	0	0	0	0	0	360,772
	475	4,140,144	0	0	0	0	475	4,140,144
<u>Health and Human Svc Dept</u>								
Health and Human Svc Adm Div	0	8,973,488	0	0	0	0	0	8,973,488
Health Division	7,640,204	29,240,263	7,261,847	7,261,847	0	0	14,902,051	36,502,110
Children's Village	3,165,000	21,805,338	25,245	103,358	0	0	3,190,245	21,908,696
Homeland Security	103,940	1,562,587	630,422	630,422	0	0	734,362	2,193,009
	10,909,144	61,581,676	7,917,514	7,995,627	0	0	18,826,658	69,577,303
<u>Public Services</u>								
Public Services Administration	0	226,783	0	0	0	0	0	226,783
Veterans Services	0	1,913,059	63,460	63,460	0	0	63,460	1,976,519
Community Corrections	230,000	4,630,525	1,205,640	1,205,640	0	0	1,435,640	5,836,165
MSU Extension Oakland County	21,000	1,150,169	0	0	0	0	21,000	1,150,169
Medical Examiner	308,000	4,638,184	0	0	0	0	308,000	4,638,184
Animal Control	886,495	3,295,137	0	0	0	0	886,495	3,295,137
Circuit Court Probation	0	591,615	0	0	0	0	0	591,615
	1,445,495	16,445,472	1,269,100	1,269,100	0	0	2,714,595	17,714,572
<u>Information Technology</u>								
IT CLEMIS	0	0	0	0	18,611,163	18,611,163	18,611,163	18,611,163
	0	0	0	0	18,611,163	18,611,163	18,611,163	18,611,163
<u>Economic Develop/Comm Affairs</u>								
Economic Dev Comm Affairs Adm	24,000	1,625,099	40,565	40,565	0	0	64,565	1,665,664
Planning and Economic Develop	533,516	6,056,043	590,004	701,570	0	0	1,123,520	6,757,613
Community and Home Improvement	0	0	9,627,050	9,641,048	0	0	9,627,050	9,641,048
Workforce Development	0	25,620	17,058,003	16,876,002	0	0	17,058,003	16,901,622
	557,516	7,706,762	27,315,622	27,259,185	0	0	27,873,138	34,965,947

**Oakland County, Michigan
FY2017 Adopted Budget**

Revenue and Expenditure Summary by Fund Group with Department and Division Detail

Department / Division	Fund Groups						Total Revenues	Total Expenditures
	GENERAL FUND / GENERAL PURPOSE		SPECIAL REVENUE FUNDS		PROPRIETARY FUNDS			
	Revenues	Expenditures	Revenues	Expenditures	Revenues	Expenditures		
<u>Non-Departmental Dpt</u>								
Non-Departmental	313,184,465	28,439,133	0	0	0	0	313,184,465	28,439,133
	313,184,465	28,439,133	0	0	0	0	313,184,465	28,439,133
<u>Non-Departmental Transfers</u>								
Non Departmental Transfers	0	22,146,308	0	0	0	0	0	22,146,308
	0	22,146,308	0	0	0	0	0	22,146,308
Grand Total	425,534,997	425,534,997	61,949,154	61,949,154	325,037,284	325,037,284	812,521,435	812,521,435

Departmental Program Revenue Summary

OAKLAND COUNTY, MICHIGAN

FY2015 AND FY2016 AND FY2017 Adopted Budget

Department / Program Group	FY 2015 Adopted	FY 2016 Adopted	FY 2017 Adopted
Circuit Court			
Circuit Court Administration	192,000	192,000	192,000
Child and Family Services	226,000	226,000	226,000
Family Judicial	1,721,000	1,721,000	1,721,000
General Judicial	2,598,500	2,598,500	2,598,500
Total Circuit Court	4,737,500	4,737,500	4,737,500
District Court			
Chief Judge Administration	8,579,550	8,579,550	8,579,550
Probation	3,620,835	3,620,835	3,620,835
Total District Court	12,200,385	12,200,385	12,200,385
Probate Court			
Probate Services	507,600	507,600	507,600
Total Probate Court	507,600	507,600	507,600
Prosecuting Attorney			
Administration	146,000	146,000	146,000
Prosecution	312,000	312,000	312,000
Total Prosecuting Attorney	458,000	458,000	458,000
Sheriff			
Administration	125,930	125,930	125,930
Incarceration	3,261,925	3,261,925	3,261,925
Law Enforcement	46,441,675	46,331,516	46,331,516

Departmental Program Revenue Summary

OAKLAND COUNTY, MICHIGAN

FY2015 AND FY2016 AND FY2017 Adopted Budget

Department / Program Group	FY 2015 Adopted	FY 2016 Adopted	FY 2017 Adopted
Emergency Comm	1,122,502	1,100,000	1,152,416
Court Services	456,746	457,720	458,697
Forensic Analysis	847,300	847,300	847,300
Investigations	923,400	923,400	923,400
Records Mgmt	239,500	239,500	239,500
Total Sheriff	53,418,978	53,287,291	53,340,684
Board of Commissioner			
Administration	7,900	7,900	7,900
Law Library	14,000	14,000	14,000
Total Board of Commissioner	21,900	21,900	21,900
Water Resources Commissioner			
Engineering and Construction	1,014,848	1,044,764	1,059,364
Environmental Infrastructure	65,000	65,000	65,000
Soil Erosion	750,000	750,000	750,000
Water System Op and Maint	92,000	92,000	92,000
Total Water Resources Commissioner	1,921,848	1,951,764	1,966,364
County Clerk/Register of Deeds			
Court Records Mgmt	2,825,600	2,825,600	2,825,600
Election Services	85,100	136,300	86,300
Land Records Mgmt	9,287,250	9,287,250	9,287,250
Passport Applications	78,400	78,400	78,400
Total County Clerk/Register of Deeds	12,276,350	12,327,550	12,277,550

Departmental Program Revenue Summary

OAKLAND COUNTY, MICHIGAN

FY2015 AND FY2016 AND FY2017 Adopted Budget

	FY 2015 Adopted	FY 2016 Adopted	FY 2017 Adopted
Treasurers Dept			
Administration	132,000	132,000	132,000
Delinquent Taxes	52,000	52,000	52,000
Investments	330,000	330,000	330,000
Settlement & Distribution	1,073,500	1,073,500	1,073,500
General Accounting	700	700	700
Special Acct & Disbursing	4,005,543	3,401,759	3,043,800
Property Tax Land Sale	4,996,000	4,996,000	4,996,000
Total Treasurers Dept	10,589,743	9,985,959	9,628,000
County Executive			
Compliance Office	230,000	230,000	230,000
Total County Executive	230,000	230,000	230,000
Management and Budget			
Equalization	3,233,968	3,233,968	3,233,968
Reimbursement	500,000	500,000	500,000
Total Management and Budget	3,733,968	3,733,968	3,733,968
Central Services			
Support Services	335,951	335,951	335,951
Total Central Services	335,951	335,951	335,951
Facilities Management Dept			
Total Facilities Management Dept			

Departmental Program Revenue Summary

OAKLAND COUNTY, MICHIGAN

FY2015 AND FY2016 AND FY2017 Adopted Budget

Department / Program Group	FY 2015 Adopted	FY 2016 Adopted	FY 2017 Adopted
Human Resources			
Human Resources Administration	475	475	475
Total Human Resources	475	475	475
Health and Human Svc Dept			
Health	7,647,559	7,640,204	7,640,204
Childrens Village	3,165,000	3,165,000	3,165,000
Homeland Security	103,940	103,940	103,940
Total Health and Human Svc Dept	10,916,499	10,909,144	10,909,144
Public Services			
Community Corrections	230,000	230,000	230,000
MSU Extension Oakland County	21,000	21,000	21,000
Medical Examiner	308,000	308,000	308,000
Animal Control	886,495	886,495	886,495
Non-Departmental	0	0	0
Total Public Services	1,445,495	1,445,495	1,445,495
Economic Develop/Comm Affairs			
Economic Dev Comm Affairs Adm	192,420	209,554	228,296
Planning and Economic Develop	329,220	329,220	329,220
Total Economic Develop/Comm Affairs	521,640	538,774	557,516
Non-Departmental Dpt			
Health and Human Svc Adm	1,000	1,000	1,000

Departmental Program Revenue Summary

OAKLAND COUNTY, MICHIGAN

FY2015 AND FY2016 AND FY2017 Adopted Budget

Department / Program Group	FY 2015 Adopted	FY 2016 Adopted	FY 2017 Adopted
Non-Departmental	309,024,630	309,781,006	313,183,465
Total Non-Departmental Dpt	309,025,630	309,782,006	313,184,465
Non-Departmental Transfers			
Total Non-Departmental Transfers			
Total General Fund / General Purpose Funds	422,341,962	422,453,762	425,534,997

Departmental Program Expenditure Summary

OAKLAND COUNTY, MICHIGAN

FY2015 AND FY2016 AND FY2017 Adopted Budget

Department / Program Group	FY 2015 Adopted	FY 2016 Adopted	FY 2017 Adopted
Circuit Court			
Circuit Court Administration	11,915,885	12,428,371	12,441,926
Child Support Enforcement	14,836	15,437	15,437
Child and Family Services	6,090,279	6,090,279	6,090,279
Drug Court	315,752	315,752	315,752
Family Judicial	6,205,061	6,290,416	6,290,416
General Judicial	13,428,425	13,428,425	13,428,425
In Home Care	1,666,132	1,666,132	1,666,132
Out of Home Placement	10,899,284	10,899,284	10,899,284
Childrens Village	(280,000)	(280,000)	(280,000)
Total Circuit Court	50,255,654	50,854,096	50,867,651
District Court			
Chief Judge Administration	12,555,471	12,629,807	12,637,189
Probation	3,565,645	3,565,645	3,565,645
Total District Court	16,121,116	16,195,452	16,202,834
Probate Court			
Administrative Services	665,147	665,147	665,147
Family Judicial	237,591	262,324	262,982
Judicial Services	2,229,264	2,236,142	2,236,325
Probate Services	2,844,989	2,870,741	2,871,410
Total Probate Court	5,976,991	6,034,354	6,035,864
Prosecuting Attorney			
Administration	1,395,892	1,395,892	1,395,892

Departmental Program Expenditure Summary

OAKLAND COUNTY, MICHIGAN

FY2015 AND FY2016 AND FY2017 Adopted Budget

Department / Program Group	FY 2015 Adopted	FY 2016 Adopted	FY 2017 Adopted
Prosecution	15,734,515	15,907,490	15,911,836
Family Services	855,589	855,589	855,589
Victim Services	472,933	472,933	472,933
Case Records Mgmt	391,557	391,557	391,557
School Based Ed & Intervention	1,020	1,020	1,020
Total Prosecuting Attorney	18,851,506	19,024,481	19,028,827
Sheriff			
Administration	5,379,492	5,423,183	5,421,342
Incarceration	50,575,443	51,373,983	51,395,063
Law Enforcement	41,674,413	41,859,189	41,864,576
Emergency Comm	6,246,092	6,262,170	6,315,179
Court Services	7,285,171	7,339,996	7,341,235
Forensic Analysis	3,677,086	3,709,124	3,709,978
Investigations	8,719,921	8,847,501	8,850,286
Records Mgmt	46,204	46,338	46,338
Training	1,287,657	1,289,671	1,289,725
CLEMIS & Public Safety	8,948,794	8,949,098	8,949,098
Total Sheriff	133,840,273	135,100,253	135,182,820
Board of Commissioner			
Administration	1,524,200	1,548,066	1,548,700
Legislative	1,198,683	1,198,683	1,198,683
Administration	522,221	581,760	583,345
Visually Impaired	127,308	131,127	135,061
Law Library	619,658	619,658	619,658
Research Library	65,336	65,336	65,336
Total Board of Commissioner	4,057,406	4,144,630	4,150,783

Departmental Program Expenditure Summary

OAKLAND COUNTY, MICHIGAN

FY2015 AND FY2016 AND FY2017 Adopted Budget

	FY 2015 Adopted	FY 2016 Adopted	FY 2017 Adopted
Water Resources Commissioner			
Engineering and Construction	3,633,784	3,754,972	3,777,380
Environmental Infrastructure	536,732	542,434	545,342
Soil Erosion	740,760	748,433	752,345
Water System Op and Maint	144,967	149,241	151,420
Total Water Resources Commissioner	5,056,243	5,195,080	5,226,487
County Clerk/Register of Deeds			
Administration	859,300	841,274	864,407
Court Records Mgmt	3,707,401	3,761,878	3,763,328
Election Services	1,856,823	1,890,767	1,891,670
General Services	826,808	826,808	826,808
Land Records Mgmt	2,965,074	3,003,395	3,004,416
Remonumentation	402	402	402
Total County Clerk/Register of Deeds	10,215,808	10,324,524	10,351,031
Treasurers Dept			
Administration	1,343,428	1,370,846	1,371,575
Delinquent Taxes	486,694	486,694	486,694
Investments	242,306	242,306	242,306
Personal Property	17,010	17,010	17,010
Settlement & Distribution	524,399	524,399	524,399
General Accounting	613,130	613,130	613,130
Special Acct & Disbursing	197,885	197,885	197,885
Property Tax Land Sale	5,062,670	5,031,512	5,031,512
Total Treasurers Dept	8,487,522	8,483,782	8,484,511

Departmental Program Expenditure Summary

OAKLAND COUNTY, MICHIGAN

FY2015 AND FY2016 AND FY2017 Adopted Budget

	FY 2015 Adopted	FY 2016 Adopted	FY 2017 Adopted
County Executive			
County Executive Admin	2,794,855	2,838,732	2,839,893
Compliance Office	1,720,887	1,739,095	1,739,579
Corporation Counsel	2,264,694	2,282,849	2,283,332
Total County Executive	6,780,436	6,860,676	6,862,804
Management and Budget			
Administration	236,937	239,314	239,377
Equalization	9,287,001	9,314,539	9,315,272
Fiscal Services	6,278,928	6,336,506	6,338,037
Reimbursement	3,077,747	3,096,857	3,097,350
Total Management and Budget	18,880,613	18,987,216	18,990,036
Central Services			
Central Services Admin	227,501	228,639	228,666
Support Services	2,199,860	2,309,978	2,312,857
Total Central Services	2,427,361	2,538,617	2,541,523
Facilities Management Dept			
Facilities Management Admin	223,687	224,818	224,848
Facilities Engineering	251	251	251
Non-Departmental	1,002,576	925,117	925,232
Total Facilities Management Dept	1,226,514	1,150,186	1,150,331

Departmental Program Expenditure Summary

OAKLAND COUNTY, MICHIGAN

FY2015 AND FY2016 AND FY2017 Adopted Budget

Department / Program Group	FY 2015 Adopted	FY 2016 Adopted	FY 2017 Adopted
Human Resources			
Human Resources Administration	2,284,868	2,334,705	2,336,032
HR General Division	1,806,412	1,806,412	1,806,412
HR Compensation and Benefits	(2,300)	(2,300)	(2,300)
Total Human Resources	4,088,980	4,138,817	4,140,144
Health and Human Svc Dept			
Health and Human Svc Adm	8,972,419	8,973,460	8,973,488
Health	29,045,548	29,235,252	29,240,263
Childrens Village	21,440,620	21,792,185	21,801,338
Homeland Security	1,540,101	1,561,608	1,562,587
CLEMIS & Public Safety	4,000	4,000	4,000
Total Health and Human Svc Dept	61,002,688	61,566,505	61,581,676
Public Services			
Public Services Administration	225,875	226,930	226,958
Veterans Services	1,896,948	1,912,665	1,913,059
Community Corrections	4,592,817	4,629,636	4,630,525
MSU Extension Oakland County	1,126,255	1,149,549	1,150,169
Medical Examiner	4,544,360	4,635,798	4,638,184
Animal Control	3,193,160	3,292,763	3,294,962
Circuit Court Probation	520,420	589,770	591,615
Total Public Services	16,099,835	16,437,111	16,445,472
Economic Develop/Comm Affairs			
Economic Dev Comm Affairs Adm	650,447	671,459	689,053

Departmental Program Expenditure Summary

OAKLAND COUNTY, MICHIGAN

FY2015 AND FY2016 AND FY2017 Adopted Budget

Department / Program Group	FY 2015 Adopted	FY 2016 Adopted	FY 2017 Adopted
Planning and Economic Develop	6,932,759	6,990,551	6,992,089
Workforce Development	25,620	25,620	25,620
Total Economic Develop/Comm Affairs	7,608,826	7,687,630	7,706,762
Non-Departmental Dpt			
Health	5,686,140	1,820,000	1,820,000
Homeland Security	30,000	30,000	30,000
Administration	3,620,676	3,620,676	3,620,676
Non-Departmental	30,741,661	24,493,868	22,968,457
Total Non-Departmental Dpt	40,078,477	29,964,544	28,439,133
Non-Departmental Transfers			
Non-Departmental	11,285,713	17,765,808	22,146,308
Total Non-Departmental Transfers	11,285,713	17,765,808	22,146,308
Total General Fund / General Purpose Funds	422,341,962	422,453,762	425,534,997